

# Cream Skimming the Underground: Identifying Relevant Information Points from Online Forums

Felipe Moreno-Vera\*, Mateus Nogueira\*, Cainã Figueiredo\*, Daniel S. Menasché\*, Miguel Bicudo\*, Ashton Woiwood†, Enrico Lovat‡, Anton Kocheturov‡, and Leandro Pflieger de Aguiar§

\*Federal University of Rio de Janeiro (UFRJ), †Siemens Corporation, ‡ESO, §Amazon.com

**Abstract**—This paper proposes a machine learning-based approach for detecting the exploitation of vulnerabilities in the wild by monitoring underground hacking forums. The increasing volume of posts discussing exploitation in the wild calls for an automatic approach to process threads and posts that will eventually trigger alarms depending on their content. To illustrate the proposed system, we use the CrimeBB dataset, which contains data scraped from multiple underground forums, and develop a supervised machine learning model that can filter threads citing CVEs and label them as Proof-of-Concept, Weaponization, or Exploitation. Leveraging random forests, we indicate that accuracy, precision and recall above 0.99 are attainable for the classification task. Additionally, we provide insights into the difference in nature between weaponization and exploitation, e.g., interpreting the output of a decision tree, and analyze the profits and other aspects related to the hacking communities. Overall, our work sheds insight into the exploitation of vulnerabilities in the wild and can be used to provide additional ground truth to models such as EPSS and Expected Exploitability.

**Index Terms**—Cybersecurity, online forums, data mining.

## I. INTRODUCTION

The exploitation of vulnerabilities in the wild poses significant threats to the Internet ecosystem, being a concern to end users, companies, and, more generally, to the stability of the Internet itself. In essence, exploitation refers to the use of a weaponized exploit to attack a target. In this stage, the attacker uses the weapon to take advantage of a vulnerability and gain unauthorized access to a system or steal sensitive information. Therefore, early detection of weaponization and tentative exploitation is key for defending against attacks.

While public databases on weapons, such as ExploitDB, are continuously updated with information about how to exploit vulnerabilities, underground hacking forums still contain privileged and more up-to-date information about the availability and development of exploits and, more importantly, about the tentative use of those exploits in the wild [4], [5], [14]. In particular, certain forums contain information about the prices of exploits, and instructions on how to make attacks Fully UnDetectable (FUD). In this context, figuring out what users are discussing in those forums is instrumental to detecting and neutralizing the exploitation of vulnerabilities in the wild. Monitoring the discussion in these forums also allows for tracking exploit prices, their usage, demand, and main targets.

This paper appears at IEEE International Conference on Cyber Security and Resilience (IEEE CSR), 2023. The first two authors contributed equally to the work. Corresponding authors: {felipe.moreno.vera, msznogueira}@gmail.com, sadoc@dcc.ufrj.br

We use the CrimeBB dataset, made available by Cambridge Cybercrime Centre, which contains data scraped from multiple underground forums [14]. We focus on activity related to hacking, noting that the increasing volume of posts discussing exploitation in the wild calls for an automatic approach to process threads that will trigger alarms depending on their content. To that aim, we developed a supervised machine learning model, which filters threads citing a Common Vulnerabilities and Exposures (CVE) identifier and labels them as Proof-of-Concept (PoC), Weaponization, or Exploitation. Then, we indicate rules that can be automatically derived from data, providing insights into the difference between weaponization and exploitation.

**Prior art.** Weaponization and exploitation are two of the key stages involved in the development of a cyberattack. Most of the literature has focused on weaponization [2], [8], i.e., the process of building exploits for vulnerabilities. Much less attention has been given to exploitation in the wild, i.e., the actual use of a weaponized exploit to attack a target, or to gain unauthorized access into a system or steal sensitive information [4]. In part, this occurs because the study of exploitation in the wild involves sensitive data and stringent non-disclosure agreements.

Exploit Prediction Scoring System (EPSS) [9] and Expected Exploitability [16] are two examples of systems that aim at determining exploitability in the wild. Whereas EPSS uses private sources to derive its parameters, Expected Exploitability uses public artifacts. However, to the best of our knowledge, there is no prior work using CrimeBB for the purpose of understanding exploitation in the wild. Our work serves to close this gap and can be used to provide additional ground truth to previous models such as EPSS and Expected Exploitability.

**Contributions.** In summary, our key contributions are twofold. First, we provide an analysis of exploitation of vulnerabilities in the wild, using the CrimeBB dataset. We conduct a longitudinal analysis of profits and other aspects related to the hacking communities, e.g., indicating the prices associated with exploits and the distribution of delays between discussions about vulnerabilities on those forums and the release of information at the National Vulnerability Database (NVD). Second, we present a classifier for assessing eminent threats based on underground forums.

**Paper structure.** The remainder of this paper is structured as follows. In Section II we discuss related work and Section III presents our dataset, with some general statistics.

Section IV reports our empirical findings, in Section V we discuss our thread classifier, and Section VI concludes.

## II. RELATED WORK AND BACKGROUND

In what follows, we discuss related work and background pertaining to the main themes of our work.

### A. NLP and threat intelligence (TI)

The use of Natural Language Processing (NLP) for the analysis of hacker forums has been considered in [13]–[15]. In this work, we complement such body of literature by focusing on discussions about software vulnerabilities within CrimeBB forums, which have been previously considered for the analysis of eWhoring [13] and other cybercrimes [14].

Threat Miner [6] is a system to identify threats based on hacker forums. The authors of Threat Miner classify notifications or reports as “good” if they represent a cyber threat that can be linked to a known CVE. In this study, we focus specifically on analyzing threads within CrimeBB forums that can be linked to known CVEs. By leveraging CVEs, we relate data from CrimeBB forums against other sources such as the Common Vulnerability Scoring Systems (CVSS) and EPSS to gain new insights into the lifecycle of vulnerabilities.

### B. Blackhat forums

Blackhat forums comprise unstructured posts. All posts include their content, author, and subject. Leveraging a public dataset collected by the CrimeBB project, we analyze posts from multiple blackhat forums. In the posts, we find references to vulnerabilities, IP addresses, and products that are being exploited in the wild. Blackhat forums provide a way for researchers as well as badly-intentioned users to trade knowledge about hacking. These forums supply information ranging from beginner hacking skills to functional hacking tools that anyone can easily get access, sometimes for free. The so-called *script-kiddies*, i.e., home users with limited computing skills, for instance, can leverage those tools to initiate cyberattacks. One of our goals is to distinguish between research activity that poses a potential threat against exploitation in the wild, wherein criminals chat about threats.

## III. DATASET

Cambridge Cybercrime Centre makes available sixteen underground forums through CrimeBB. In these CrimeBB underground forums, we have 54,460,134 posts under 5,270,587 discussion threads. Those posts were filtered to extract information about software vulnerabilities. In this work, we will focus on the largest forum, Hackforums, which has many boards for exchanging hacking knowledge, encompassing topics ranging from hacking to games. In what follows, we provide further details on the dataset used in this paper (Table I).<sup>1</sup>

<sup>1</sup>All the material to reproduce the results presented in this paper is available at <https://tinyurl.com/crimebbpaper>

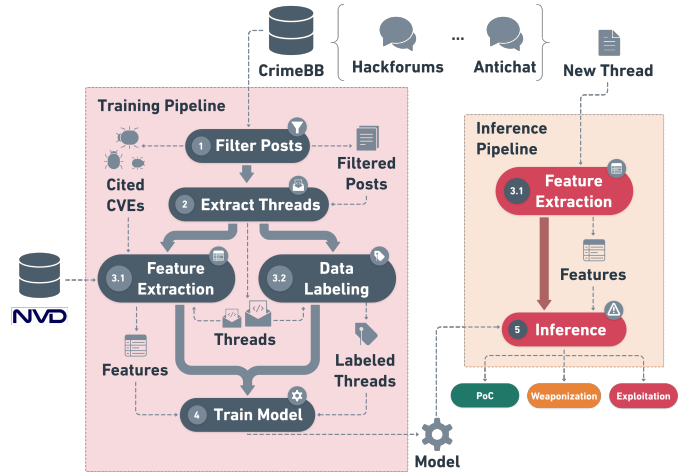


Fig. 1. Proposed framework composed of two main steps: (1) threads and posts pre-processing including feature extraction and labeling; (2) three-class classifier to classify threads based on their content.

TABLE I  
NUMBER OF POSTS (THREADS) CITING CVEs IN THE TOP 10  
HACKFORUMS BOARDS, RANKED BY NUMBER OF TAGGED POSTS

Board	Number of posts (threads) citing CVEs					
	Posts tagged as					All posts
	PoC	Weapon	Exploit			
Pentesting and Forensics	271	(55) 210	(57) 11	(3)		557 (166)
Premium Tools and Programs	198	(1) 28	(3) 142	(4)		433 (20)
Website and Forum Hacking	93	(34) 139	(43) 16	(12)		333 (132)
Hacking Tools and Programs	10	(7) 57	(28) 174	(7)		260 (59)
Premium Sellers Section	–	– 81	(28) 89	(26)		210 (66)
Beginner Hacking	86	(43) 58	(47) 6	(6)		219 (143)
Botnets, IRC, and Zombies	24	(4) 85	(34) 22	(5)		160 (62)
Hacking Tutorials	58	(21) 8	(4) 3	(3)		74 (33)
Secondary Sellers Market	8	(4) 33	(21) –	–		91 (40)
News and Happenings	9	(9) 11	(5) 1	(1)		75 (54)
Total, all boards	757	(244) 710	(397) 464	(102)		3,037 (1,162)

### A. Producing the dataset

To produce the dataset, we consider the following steps listed in Figure 1. First, we filter all posts citing at least one CVE (details in Section III-C1). Each of those posts is contained in a thread. Then, we group all the posts in each of these threads, along with the thread title. Finally, for each thread, we proceed with feature extraction. The features correspond to the presence of words in threads, e.g., through Bag-of-Words (BoW), Term Frequency-Inverse Document Frequency (TF-IDF), or doc2vec (Section III-C2). Then, our classifier takes all features extracted from each thread as input and classifies the thread into one of the considered target classes. By classifying threads as opposed to individual posts, the proposed approach provides a greater amount of contextual information to the classifier, which enhances classification accuracy.

### B. Target classes and manual labeling

Our search for vulnerabilities involved using a case-insensitive regular expression `cve-[0-9]{4}-[0-9]{4,}` (slightly more specific than `cve(-id)?(?!)` used in [2]) to search for posts referring to vulnerabilities by their CVE

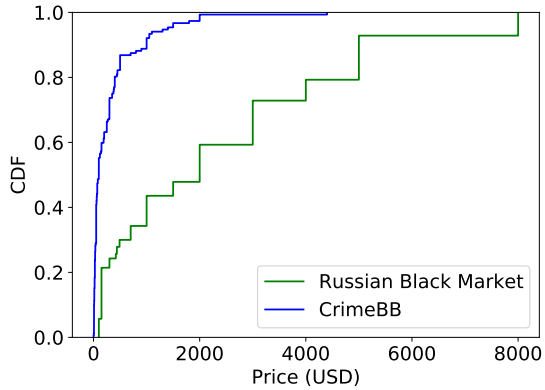


Fig. 2. CDF of hacking tools prices: prices at CrimeBB are relatively low compared against the Russian market – some prices correspond to subscriptions, and others to repackaging and FUD. Price statistics: CrimeBB (Min: 1, Median: 100, Max: 4400), Russian market (Min: 100, Median: 2000, Max: 8000)

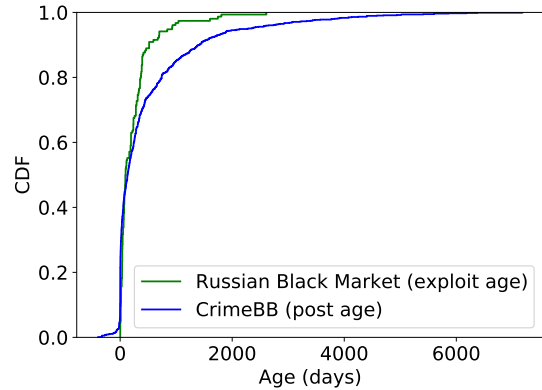


Fig. 3. CDF of the difference in days between CrimeBB citation and NVD publish date. Negative values correspond to citations to CVEs that occurred before NVD published the corresponding vulnerability. Age statistics: CrimeBB (Min: -396, Median: 132, Max: 7181), Russian market (Min: 1, Median: 95,5, Max: 2610)

identifiers. Across all CrimeBB forums, we found 4,116 posts citing 1,498 unique CVEs, under 1,700 discussion threads. This aligns with previous research on marketed exploits, which considered similar quantities of posts [1], [3], [10]. We discard the second most relevant forum, Antichat, due to the posts being primarily in Russian. We highlight that Antichat provides citations to around 90 additional unique CVEs. For Hackforums, we found 3,037 posts explicitly referring to 1,068 unique CVEs, under 1,162 discussion threads between December 2007 and October 2019 (to be contrasted against 194 discussion threads and around 3,000 posts considered in [2]). From these 1,162 threads, a total of 1,067 were manually labeled by experts. The experts used the following code book to manually label the threads:<sup>2</sup>

- **PoC:** (1) contain keywords such as PoC, tutorial, guide (given the appropriate context of producing tools in a lab or controlled environment); (2) provide a tutorial description about how to build a PoC or (3) discuss vulnerabilities without signs of using exploits in the wild.
- **Weaponization:** (1) contain keywords such as vulnerability and exploit (given the appropriate context of weaponization); (2) discuss the availability of fully functional or highly mature exploits, providing references or source code.
- **Exploitation:** (1) mention a well-known hacker group; (2) contain references to cryptocurrencies and keywords such as bitcoin, exploitation, and attack (given the appropriate context of attacks in the wild); (3) discuss approaches to make exploits fully undetectable; or (4) involve markets of exploits.

In addition to the above categories, the experts also labeled a few threads as **Scam**, when it was identified the selling of an exploit that was a posteriori recognized as non-functional. A

<sup>2</sup>Accounting for slang and abbreviations that are typical in those communities is left as a subject for future work.

total of 244, 397, 102 and 10 threads were labeled as PoC, Weaponization, Exploitation and Scam, respectively (see last line of Table I). Note that the remainder 314 threads did not fit into any of the above categories. Scams and the latter threads were not considered in this study.

### C. Blackhat forums and markets statistics

1) *General statistics:* In Table I, we show the boards that contain most of the posts citing CVEs. In the top two boards, we find users selling and buying exploits, which indicates that discussions about vulnerabilities are generally about exploits already available on the market. Furthermore, Table I also shows the distribution of posts across different classes over the different boards at Hackforums. Note that in the board of pentesting, for instance, we find significant activity related to weaponization and exploitation. In contrast, few posts explicitly cite CVE identifiers in the board of hacking tutorials.

2) *Features:* The blackhat forums are unstructured. The intrinsic features contained in the posts are the words that can be encoded using different strategies such as BoW, TF-IDF, and doc2vec. In this work, we compare the three encoding techniques, noting that BoW is more interpretable, whereas TF-IDF and doc2vec yield higher accuracy (see Section IV).<sup>3</sup>

3) *NVD data:* We use data from NVD to determine properties of the considered vulnerabilities, such as severity level (CVSS). In particular, NVD provides a brief description of each vulnerability, together with its publish date, products affected, and external resources.

## IV. EMPIRICAL FINDINGS

In this section, we report empirical findings from CrimeBB forums, including exploit prices, delays, and risks.

<sup>3</sup>In future work, we consider leveraging additional features, such as CVSS and EPSS scores of vulnerabilities and prices of hacking tools.

### A. Prices

We discuss the prices of artifacts cited by users from CrimeBB forums. Figure 2 shows the CDF of prices in dollars. For comparative purposes, we also plot the CDF of prices of exploits reported at the Russian market studied in [2]. Whereas in CrimeBB forums the minimum, median and maximum values were 1 USD, 100 USD, and 4,400 USD, in the Russian market the corresponding values were 100, 2,000, and 8,000 USD, respectively. Besides, we note that more than 80% of the references to hacking tools correspond to prices less than 1,000 USD. The larger prices observed in the Russian market when compared to CrimeBB forums can be explained by the fact that the Russian market requires explicit admission by market administrators. Indeed, admission to the market is conditioned on the user being active in related communities [2]. For this reason, in the Russian market users tend to discuss more mature, hence more expensive, artifacts.

In the CrimeBB forums, in contrast, we observed that users tend to propose the repackaging of already existing exploits, e.g., under new FUD versions [17]. Alternatively, some of the prices refer to subscriptions to websites that tend to be naturally cheaper than exploits. Despite the differences between prices, we also observe some similarities. In both platforms, the maximum prices did not surpass USD 8,000, the majority of prices are below USD 2,000, and roughly 20% of the prices are close to USD 100. Together, those numbers indicate that the activity in those forums can be monetarily rewarding, with rewards aligned with most bug bounty programs that offer up to USD 3,000 for a critical bug. Nonetheless, those numbers are still far from the million-dollar bug bounties that were recently reported in the literature.<sup>4</sup>

### B. Delays

Knowing how long it takes for information about vulnerabilities to appear on online forums is key, e.g., to assess risks associated with vulnerabilities and for patch management purposes [7], [12]. In this section, we explore the delay between the publication of vulnerabilities at NVD and posts appearing at the forums. For CrimeBB forums, we compute the post age as the difference between the day of the post and the day on which the corresponding vulnerability was published at NVD,  $PostAge = PostPubDate - CVEPubDate$ . Similarly, the exploit age reported by [2] is the difference between the day on which an exploit was published at the Russian market and the day on which the corresponding vulnerability was published at NVD,  $Exp1Age = Exp1PubDate - CVEPubDate$ . Figure 3 shows the CDF of  $PostAge$  and  $Exp1Age$ , for CrimeBB forums and the Russian market, respectively.

Note that more than 50% of exploits discussed in CrimeBB are about vulnerabilities that were disclosed over the previous 69 days before being cited at CrimeBB. Considering that 50% of Industrial Control Systems (ICS) are not patched 60 days after vulnerability disclosure [18], the use of blackhat forums

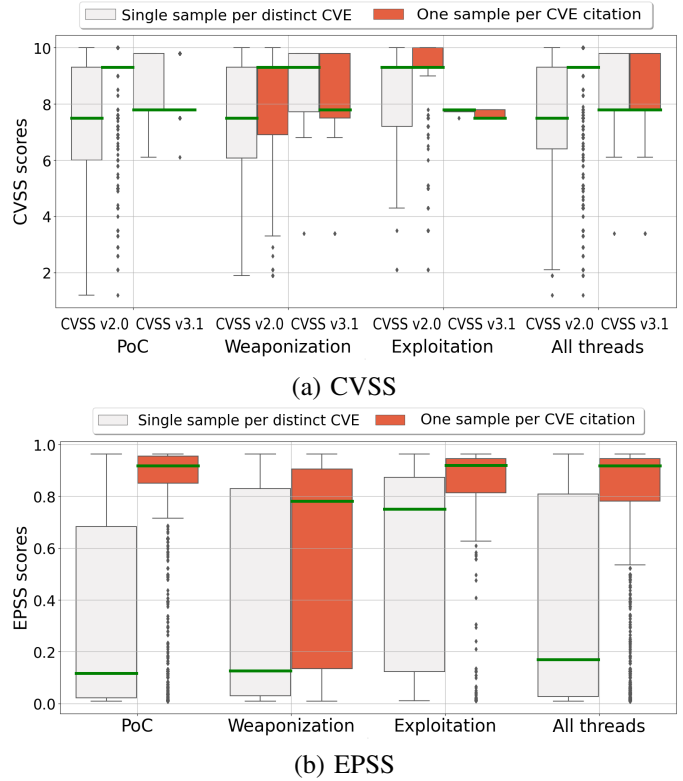


Fig. 4. Distribution of CVSS and EPSS scores across different classes. Note that 91% of posts refer to CVEs whose CVSS score is higher than the mean CVSS across all NVD CVEs (not shown in the figure).

is imperative to estimate risks associated with vulnerabilities. Among the similarities between CrimeBB forums and the Russian black market, we observe that roughly 60% of the activity occurs very close to CVE publish date. Discussion tends to phase out for virtually all vulnerabilities 6 years after they are released.

We observe that in the Russian market, we have only positive age values, whereas under CrimeBB we have a small fraction of negative values. This is explained by the different nature of the two forums, as discussed in the previous section: whereas CrimeBB also counts with messages querying about vulnerabilities and discussing strategies to produce proof-of-concept weapons, the Russian market contains mostly discussion of mature exploits to be sold at higher values, and typically being released only after the CVE has already been published at NVD. Fully functional or high-maturity exploits are rarely produced before the vulnerability publish date, i.e.,  $Exp1PubDate$  is larger than  $CVEPubDate$ . Discussions about vulnerabilities, however, can initiate before they are released, as CVE identifiers are announced to the public before they are published at NVD.

### C. Risks

Across all vulnerabilities, Figure 4 shows the distribution of CVSS and EPSS scores conditioned on the thread class (PoC, Weaponization and Exploitation) and across all threads.

Gray box plots consider one sample per CVE citation (counting

<sup>4</sup><https://portswigger.net/daily-swig/million-dollar-bug-bounties-the-rise-of-research-exploits>



Fig. 5. Word clouds showing the most frequent keywords appearing across posts: (a) all posts; (b) PoC; (c) weaponization and (d) exploitation.

repeated citations to a CVE within posts or threads as distinct citations), and red boxplots consider a single sample per distinct CVE (without counting repetitions). Figure 4(a) displays the distribution of CVSS scores for CVSS versions 2.0 and 3.1 (the latter is available for a subset of CVEs). The overall median CVSS value exceeds 7.0. Accounting for CVSS 2.0, exploitation usually corresponds to higher CVSS values when compared against PoC and weaponization. Additionally, still accounting for CVSS 2.0, CVEs with higher CVSS values are the most frequently cited. This is evidenced by the fact that the medians of the red boxplots are all above 9.0, indicating that the risk scores are magnified by repeated citations. A similar trend is observed in Figure 4(b) for EPSS. EPSS was released in 2021, and we used its latest version, as of February 28, 2023, to represent the probability of exploitation in the wild in the next 30 days. Despite the gap between the post citations and the release of EPSS scores, we observe that EPSS scores are able to capture high risks for the vulnerabilities in our dataset.

#### D. Natural Language Processing (NLP) and word clouds

Figure 5 shows the word clouds obtained from CrimeBB posts grouped by PoC, exploitation, and weaponization classes and across all posts. The presence of the word “multisplloit” in the PoC category indicates that Trillium Security MultiSploit Tool is a popular tool used by hackers. The presence of the word “thanks”, in the exploitation cloud, refers to the behavior of users that confirm that a given exploitation worked.

Note that the term “clean” is also prevalent across posts about exploitation in the wild. Indeed, it appears in the context of FUD exploits. Users typically indicate that they were able to run the exploit and that it was not detected by any antivirus. As an example, in one post, we found 35 occurrences of the word “clean” when referring to a “silent” exploit to CVE-2011-3544. The exploit authors share its MD5 hash and report a detection ratio of 0/35. To evidence the lack of detection, the authors present a sample output: AVG Free: Clean; ArcaVir: Clean; Avast 5: Clean. The list continues with 35 antivirus programs.

TABLE II  
DECISION TREE (DT) AND RANDOM FOREST (RF) PERFORMANCE.

	Text encoding	Target classes	Accuracy	Precision	Recall	F1
DT	BoW	PoC, Weaponization, Exploitation	0.71	0.71	0.72	0.70
DT	TF-IDF	PoC, Weaponization, Exploitation	0.73	0.73	0.74	0.72
DT	doc2vec	PoC, Weaponization, Exploitation	0.74	0.74	0.74	0.73
DT	BoW	Exploitation vs Non-exploitation	0.85	0.86	0.85	0.85
DT	TF-IDF	Exploitation vs Non-exploitation	0.91	0.91	0.91	0.91
DT	doc2vec	Exploitation vs Non-exploitation	<b>0.92</b>	<b>0.93</b>	<b>0.92</b>	<b>0.92</b>
DT	BoW	PoC vs Non-PoC	0.75	0.75	0.75	0.75
DT	TF-IDF	PoC vs Non-PoC	0.77	0.78	0.77	0.77
DT	doc2vec	PoC vs Non-PoC	0.70	0.71	0.70	0.70
DT	BoW	Weaponization vs Non-weapon.	0.68	0.68	0.68	0.68
DT	TF-IDF	Weaponization vs Non-weapon.	0.63	0.64	0.63	0.62
DT	doc2vec	Weaponization vs Non-weapon.	0.59	0.59	0.59	0.59
RF	BoW	PoC, Weaponization, Exploitation	0.85	0.84	0.85	0.84
RF	TF-IDF	PoC, Weaponization, Exploitation	0.86	0.87	0.86	0.86
RF	doc2vec	PoC, Weaponization, Exploitation	0.86	0.90	0.86	0.86
RF	BoW	Exploitation vs Non-exploitation	0.98	0.98	0.98	0.98
RF	TF-IDF	Exploitation vs Non-exploitation	0.98	0.98	0.98	0.98
RF	doc2vec	Exploitation vs Non-exploitation	<b>0.99</b>	<b>0.99</b>	<b>0.99</b>	<b>0.99</b>
RF	BoW	PoC vs Non-PoC	0.84	0.84	0.84	0.84
RF	TF-IDF	PoC vs Non-PoC	0.87	0.87	0.87	0.87
RF	doc2vec	PoC vs Non-PoC	0.88	0.90	0.88	0.87
RF	BoW	Weaponization vs Non-weapon.	0.67	0.67	0.67	0.67
RF	TF-IDF	Weaponization vs Non-weapon.	0.69	0.70	0.69	0.69
RF	doc2vec	Weaponization vs Non-weapon.	0.58	0.58	0.58	0.58

## V. CLASSIFIERS: DISTINGUISHING POTENTIAL THREAT AGAINST EMINENT THREAT

### A. Feature extraction and Training of classifier

To encode textual information, we consider three alternatives: BoW, TF-IDF, and doc2vec. For BoW and TF-IDF, we consider the following four parameters: 1) the top 30,000 most frequently occurring words, 2) that appear at least 5 times, and 3) in at least 90% of the posts in the corpus are considered for analysis. In addition, we consider 4)  $n$ -grams, ranging from one word to three words. For doc2vec, we encode posts into 5000-dimensional vectors. We use standard NLP pre-processing techniques, e.g., filtering English language stop words and punctuation from the posts. Then, we proceed with the use of decision trees and random forests for classification.

We started with an imbalanced dataset. Recall from the last line of Table I that our dataset comprises 244 threads labeled as PoC, 397 as weaponization, and 102 as exploitation. To address this imbalance, we used the Random Over Sampling heuristic [11] to produce a balanced dataset. We split the dataset into 75% for training+validation and 25% for testing. We then conducted a grid search to find the optimal hyperparameters, such as tree depth, the number of features to consider at each tree split, minimum samples required to split an internal node, and maximum node degree. To maintain the proportion of categories during training, we employed 5-fold stratified cross-validation on the training+validation set.

### B. Evaluation and interpretation of classifiers

In this section, we report the performance of the considered classifiers. To that aim, we account for four metrics: accuracy, precision, recall, and F1. Table II shows the obtained results, considering the best set of hyperparameters for each configuration, as described above. In particular, our configurations vary as a function of the text encoding strategy and target classes. We observed increasing accuracy when switching

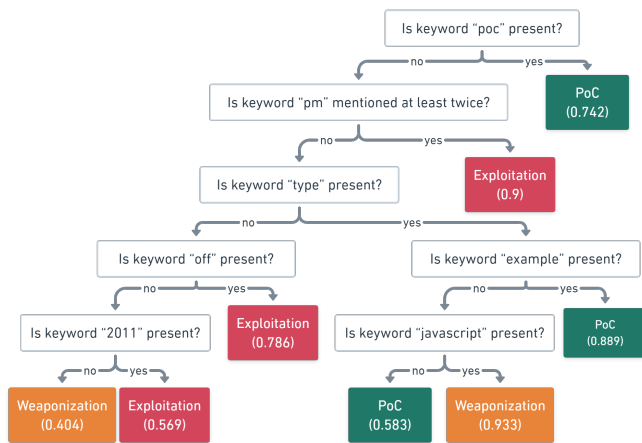


Fig. 6. Decision tree to classify PoC, weaponization, and exploitation.

from the simpler and more interpretable encoding (BoW) to the most complex but less interpretable one (doc2vec). Indeed, doc2vec outperforms BoW and TF-IDF except for the cases “PoC versus Non-PoC” and “Weaponization versus Non-Weaponization”. Nonetheless, BoW is instrumental to produce the interpretable tree presented in Figure 6.

With respect to the target classes, we consider PoC vs Weaponization vs Exploitation and three additional one-against-all classifiers, in which each binary classifier separates members of a class from members of other classes. The best results were obtained when filtering exploitation in the wild from the rest of the threads, which is arguably the first step towards identifying relevant information at underground forums, as exploitation poses the most eminent risk. With respect to the classifier model, decision trees are simpler than random forests, producing less accurate predictions but being amenable to interpretation, as illustrated below.

Figure 6 illustrates the decision tree used to classify between PoC, weaponization, and exploitation (first line in Table II). Each internal node in the tree contains a rule that splits the dataset, and each leaf indicates the most prominent class at that split and its frequency. Despite the fact that not all splitting rules that appear in Figure 6 are interpretable, we can already extract interesting insights from it. In the root of the tree, we find the rule with the highest splitting power, according to the Gini index criterion. Indeed, the root together with the leaf immediately below it indicate that if the thread contains the keyword “poc”, with a 74.2% chance, it is actually a proof-of-concept. The following rule indicates that posts wherein users are concerned about privacy, i.e., containing the keyword “pm”, which stands for “private message” in the black forum jargon, correspond to exploitation in the wild. Finally, we also observe that JavaScript is a common language used to produce exploits, e.g., that inject code through unverified input fields.

## VI. CONCLUSION

“Data is power as long as you know how to wield it.” In this work, we leveraged CrimeBB and machine learning methods

to learn textual content and distinguish between: (1) potential threat (proof of concept), (2) eminent threat (weaponization), and (3) criminals chatting about a threat (exploitation in the wild). Among our empirical findings obtained by relating CVSS and EPSS against CrimeBB, we found that the most cited CVEs are typically related to higher risks and that it is feasible to automatically filter exploitation threads, with an accuracy above 99%.

We believe that this work opens up interesting avenues for future research, including the use of transformers such as ChatGPT to distill data from online forums, and the analysis of additional labels and elements, such as the maturity level of discussions and its correlation against EPSS scores. We also aim to expand the number of posts considered in our study, accounting for vulnerabilities cited in forums by their names, for “named vulnerabilities”, as opposed to CVE-ids, e.g., Bleichenbacher as opposed to CVE-2018-12404.

## ACKNOWLEDGMENT

This project was sponsored by CAPES, CNPq, and FAPERJ (315110/2020-1, E-26/211.144/2019 and E-26/201.376/2021).

## REFERENCES

- [1] Ablon, L., Libicki, M.C., Golay, A.A.: Markets for cybercrime tools and stolen data: Hackers’ bazaar. Rand Corporation (2014)
- [2] Allodi, L.: Economic factors of vulnerability trade and exploitation. In: Proceedings of the 2017 ACM SIGSAC conference on computer and communications security. pp. 1483–1499 (2017)
- [3] Allodi, L., Massacci, F.: Comparing vulnerability severity and exploits using case-control studies. ACM TISSEC 17(1), 1–20 (2014)
- [4] Basheer, R., Alkhatib, B.: Threats from the dark: a review over dark web investigation research for cyber threat intelligence. Journal of Computer Networks and Communications 2021, 1–21 (2021)
- [5] Campobasso, M., Allodi, L.: Threat/crawl: a trainable, highly-reusable, and extensible automated method and tool to crawl criminal underground forums. In: APWG eCrime 2022 (2022), arXiv:2212.03641
- [6] Deguara, N., et al.: Threat miner: A text analysis engine for threat identification using dark web data. In: Big Data. pp. 3043–3052 (2022)
- [7] Figueiredo, C., Lopes, J.G., Azevedo, R., Vieira, D., Miranda, L., Zaverucha, G., de Aguiar, L.P., Menasché, D.S.: A statistical relational learning approach towards products, software vulnerabilities and exploits. IEEE Transactions on Network and Service Management (2023)
- [8] Hanks, C., Maiden, M., Ranade, P., Finin, T., Joshi, A., et al.: Recognizing and extracting cybersecurity entities from text. In: ICML (2022)
- [9] Jacobs, J., Romanosky, S., et al.: Exploit prediction scoring system (EPSS). Digital Threats: Research and Practice 2(3), 1–17 (2021)
- [10] Kotov, V., Massacci, F.: Anatomy of exploit kits: Preliminary analysis of exploit kits as software artefacts. In: Engineering Secure Software and Systems. pp. 181–196. Springer (2013)
- [11] Lemaître, G., Nogueira, F., Aridas, C.K.: Imbalanced-learn: A Python Toolbox to Tackle the Curse of Imbalanced Datasets in Machine Learning. Journal of Machine Learning Research 18(17), 1–5 (2017)
- [12] Miranda, L., Vieira, D., de Aguiar, L.P., Menasché, D.S., Bicudo, M.A., Nogueira, M.S., Martins, M., Ventura, L., Senos, L., Lovat, E.: On the flow of software security advisories. IEEE Transactions on Network and Service Management 18(2), 1305–1320 (2021)
- [13] Pastrana, S., Hutchings, A., et al.: Measuring ewhoring. In: Proceedings of the Internet Measurement Conference. pp. 463–477 (2019)
- [14] Pastrana, S., Thomas, D.R., et al.: CrimeBB: Enabling cybercrime research on underground forums at scale. In: Proceedings of the 2018 World Wide Web Conference. pp. 1845–1854 (2018)
- [15] Rahman, M.R., et al.: What are the attackers doing now? automating cyberthreat intelligence extraction from text on pace with the changing threat landscape: A survey. ACM Computing Surveys (2021)
- [16] Suci, O., Nelson, C., Lyu, Z., Bao, T., Dumitras, T.: Expected exploitability: Predicting the development of functional vulnerability exploits. In: 31st USENIX Security Symposium. pp. 377–394 (2022)

- [17] Valeros, V., Garcia, S.: Growth and commoditization of remote access trojans. In: 2020 IEEE EuroS&PW. pp. 454–462. IEEE (2020)
- [18] Wang, B., Li, X., de Aguiar, L.P., et al.: Characterizing and modeling patching practices of industrial control systems. *Proceedings of the ACM on Measurement and Analysis of Computing Systems* **1**(1), 1–23 (2017)