

Pressure sensitivity in non-local flow behaviour of dense hydrogel particle suspensions

Zohreh Farmani*,^{1,2} Nazanin Ghods*,³ Harkirat Singh*,⁴ Jing Wang,⁵ Ralf Stannarius,⁵ Stefan Radl,³ David L. Henann,⁴ and Joshua A. Dijksman^{1,2}

¹*Physical Chemistry and Soft Matter, Wageningen University & Research, Stippeneng 4, Wageningen, 6708 WE Gelderland, The Netherlands*

²*Van der Waals-Zeeman Institute, Institute of Physics, University of Amsterdam, Amsterdam, The Netherlands*

³*Institute of Process and Particle Engineering, Graz University of Technology, Inffeldgasse 13/III, 8010 Graz, Austria*

⁴*School of Engineering, Brown University, Providence, Rhode Island 02912, USA*

⁵*Institute of Physics, Otto von Guericke University Magdeburg, D-39106 Magdeburg, Universitätsplatz 2, Germany*

(Dated: August 2, 2023)

Slowly sheared particulate media like sand and suspensions flow heterogeneously as they yield via shear bands where most of the strain is accumulated. Understanding shear band localization from microscopics is still a major challenge. One class of so-called non-local theories identified that the width of the shearing zone should depend on the stress field. We explicitly test this picture by using a uniquely stress-sensitive suspension while probing its flow behavior in a classic geometry in which shear bands can be well-tuned: the Split-Bottom Shear Cell (SBSC). The stress-sensitive suspension is composed of mildly polydisperse soft, slippery hydrogel spheres submersed in water. We measure their flow profiles and rheology while controlling the confinement stress via hydrostatic effects and compression. We determine the average angular velocity profiles in the quasi-static flow regime using Magnetic Resonance Imaging based particle image velocimetry (MRI-PIV) and discrete element method (DEM) simulations. We explicitly match a pressure-sensitive non-local granular fluidity (NGF) model to observed flow behavior. We find that shear bands for this type of suspension become extremely broad under the low confining stresses from the almost density-matched fluid particle mixture, while collapsing to a narrow shear zone under finite, externally imposed compression levels. The DEM and NGF results match the observations quantitatively, confirming the conjectured pressure sensitivity for suspensions and its role in the NGF model. Our results indicate that pressure sensitivity should be part of non-local flow rules to describe slow flows of granular media.

I. MAIN ARTICLE

Granular materials are dense arrangements of particles that collectively can display solid or liquid-like behavior. They are crucial ingredients in applications as diverse as, e.g., geomechanics [1], food [4], battery assemblies [14], pharmaceuticals [29], and ceramics [6, 11]. Predicting how granular materials flow is thus important but challenging. Most studies on the flow behavior of granular materials have focused on simplified systems, composed of rigid, dry granular materials [15, 16, 24, 25], where the effects of particle deformation, fluid lubrication, and interstitial fluids are negligible for the particle dynamics. Much has been learned about the physics of such rigid, dry granular materials over the past several decades, yet it remains to be seen how the results from these works generalize or connect to other interesting “granular systems”. In particular, the influence of strong stress gradients and a wide variety of particle friction coefficients on the flow behavior has not been explored. This lack of understanding is a major roadblock to understand the generality of certain successful flow modeling approaches for the broader collection of particulate matter, such as, e.g., emulsions and foams [5]. Here, we use experiments and numerical simulations to show that dense, non-Brownian, nearly-frictionless, soft particle suspensions can be effectively modeled with a common class of non-local flow

models, in which stress sensitivity is built into a non-local length scale, governing the fluidization of the material. This flow modeling framework is applicable to extremely slow flows, where contacts are long lived and dominate the material response.

This so-called “quasi-static” flow regime shows two separate features: (1) rate independence of the driving stress and (2) broad shear bands, often modeled as non-local effects [2, 21]. Non-locality is conjectured to come from the idea that in particle systems with non-uniform steady flow, stress fluctuations are induced by distant rearrangements, meaning that flow in one region can fluidize distant regions. Even though such non-locality had been used before to model plasticity in other materials [5, 19], it took some time to take non-locality into account in models for granular flows [3, 21, 26]. Non-locality is modeled by using either soil plasticity models [7] or non-local granular fluidity (NGF) models [18, 19]. The NGF model has shown success in quantitative predictions of quasi-static, dense granular flow in certain flow geometries for stiff frictional glass beads [17, 20]. However, how generally applicable is this model to other dense granular systems?

To test the applicability of non-local modeling approaches to such challenging granular systems, we probe the flow dynamics of a dense suspension of soft, frictionless hydrogel particles. Such a suspension can be

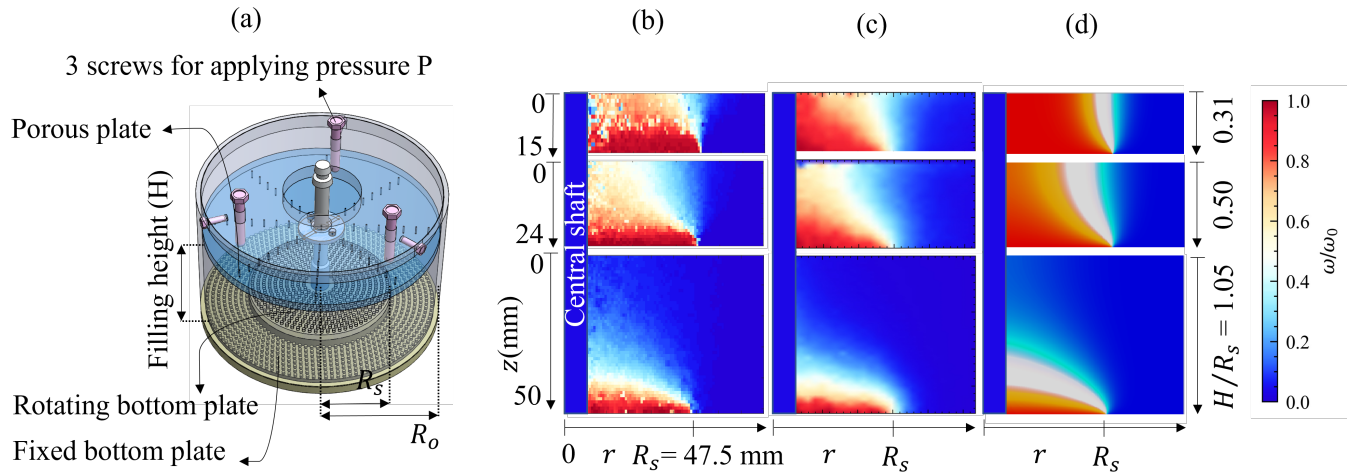


FIG. 1. (a) Design of the SBSC for compression-shear measurements. Here, we use a porous plate to apply compression to the packing. We set the size of the holes in this plate to less than a particle diameter so that the particles cannot move out. We also keep the gap between the central shaft and the porous plate less than a particle diameter to prevent particles from leaving the confined volume. Non-dimensional, steady-state angular velocity fields for dense hydrogel suspensions in a SBSC with no confining pressure $P = 0$ and filling heights of $H = 15$, 24 , and 50 mm from (b) MRI measurements, (c) DEM simulation, and (d) NGF continuum modeling.

made by submersing almost buoyancy matched, swelled hydrogel spheres in water, reducing the hydrostatic particle pressure gradient dramatically, which makes the suspension very sensitive to external pressure effects. Additionally, hydrogel suspensions are composed of soft, frictionless spheres. To create a stringent test for the continuum modeling, we perform experiments in the well-known split-bottom shear cell (SBSC) geometry, which creates non-trivial azimuthally symmetric two-dimensional flow fields. This geometry produces wide shear bands away from the sidewalls of the container [9]. We use Magnetic Resonance Imaging (MRI) as a tomographic technique to characterize the shape of the shear bands. MRI applied to hydrogels provides us with structural information from the bulk of the particle system at sub-mm resolution [28]. MRI can be combined with Particle Image Velocimetry (PIV) to obtain flow profiles. The experimentally obtained profiles are compared to DEM simulations to confirm stress dependence. We then test the capability of the NGF model in predicting the experimentally and numerically observed bulk flows.

Experiments and Analysis — To study the shear behavior of dense collections of soft, frictionless hydrogel particles using MRI, we use 2–3 mm hydrogel spheres that are swelled in water and fully submersed thereafter in water. Detailed information on the materials and methods used in the MRI measurements can be found in the Supplementary Information (SI) and elsewhere [28]. We designed and used a SBSC to shear/compress the hydrogel suspension with a constant rotation rate (ω_0) and added confining pressure (P). In the shear cell, a

layer of material of depth H is driven by the rotation of an inner disc of radius R_s , as shown in Fig. 1a. This geometry is well studied [12, 13, 30] and produces robust and wide shear zones for dry granular flows and suspensions [10]. The ratio of the filling height to the radius of the rotating bottom disk, H/R_s , controls the geometry of the shear zone. As an extra parameter, we use the confining pressure P exerted by the top plate on the granular phase of the suspension. To extract velocity profiles, the 3D tomograms from MRI were divided into rings with constant depth z below the free surface and constant distance r from the central axis. We used a cross-correlation method on said domain to extract the displacement field [31], which may be used to calculate the angular velocity (ω) at certain z and r . The data are averaged over 5 shear steps for each H , removing an initial transient of 2 shear steps. The angular velocity imposed by the moving boundary disk ω_0 can be independently measured from the same cross-correlation analysis of displacements of tracer hydrogel beads glued to the underside of the disk, which are also imaged in the same tomograms at each shear step. To gain deeper insight on how the micro-properties of the submersed hydrogel suspension can affect the flow behavior, the experiments are replicated by discrete element method-based simulations (DEM). More details on DEM methods can be found in the SI. The non-local granular fluidity (NGF) model has shown success in quantitatively predicting granular rheology in arbitrary geometries [17, 21, 23], especially in the split-bottom flow configuration [17, 22]. However, in previous studies on split-bottom flow, the model has primarily been tested against surface flow field data; here, we enable

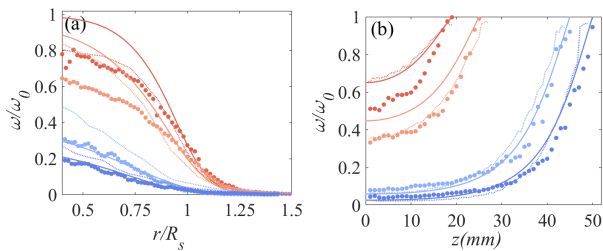


FIG. 2. Quantitative comparisons between experimental measurements (circles), DEM simulations (dotted lines), and NGF model predictions (solid lines) for flow in the SBSC with $H/R_s=0.42$ ●, 0.59 ●, 0.95 ●, and 1.05 ●. (a) Mid-plane ($z = H/2$) angular velocity comparison for four different H/R_s ratios. (b) Corresponding angular velocity comparisons as a function of z at $r/R_s = 0.8$.

comparison of NGF model predictions with experimental bulk flow measurements. We can thus use this test bed to assess the capability of the NGF model in predicting bulk flows of soft hydrogels both without and with confining pressure. A summary of the NGF modeling approach can be found in the SI, including the process utilized to determine the parameters of the NGF model for a dense system of soft hydrogel particles.

Results — MRI measurements provide time-averaged azimuthal velocity fields $v_\theta(r, z)$ with high spatial resolution by PIV, with z the distance from the top surface. These profiles are then used to calculate the angular velocity fields $\omega(r, z) = v_\theta(r, z)/r$. Non-dimensionalizing $\omega(r, z)$ by the angular velocity of the bottom plate ω_0 gives fields that vary between zero and one. We determine the average angular velocity via a standard autocorrelation analysis of azimuthal image intensity profiles in consecutive image stacks. Figure 1b shows the angular velocity fields in a dense hydrogel suspension from the MRI measurements for three filling heights. Similarly, we use DEM and NGF methods to produce flow profiles in the same domains, as shown in Figs. 1c and d. In Figs. 1b-d, we observe the shear band marked as a white region between the moving zone (red) and static zone (blue). The shear band, in general, is broader than the typical shear band in frictional particles for all H [10]. A narrower shear band is observed at low H . The shear band reaches the surface up to $H \approx 0.59R_s$, but then, as H is increased further, the system moves towards a dome structure. It is noteworthy to observe that a bulk-confined dome does not appear, and even at $H \approx R_s$, there are small displacements close to the surface, although with a reduced rate. We confirm observing wide shear bands using DEM (Fig. 1c) and NGF modeling (Fig. 1d).

To go beyond a qualitative spatial comparison of the flow fields generated by different methods, Fig. 2a illustrates the quantitative angular velocity profiles extracted from the mid-plane $z = H/2$ (Fig. 2a) and at a constant radial position $r = 0.8R_s$ (Fig. 2b) of the 2D profiles of

Fig. 1. We observe exceptionally wide shear bands which do not reach $\omega/\omega_0 = 1$ along the mid-plane, even in shallow layers at the lowest height of $H = 15$ mm. By increasing H , the shear band becomes broader and moves inwards from a vertical to a horizontal position. From the shallow layer to the deep layer, ω/ω_0 at $z = H/2$ and as $r \rightarrow 0$ decreases from ≈ 0.8 to 0.3 ; however, it never reaches 0. Figure 2 also illustrates that the predictions of the DEM and NGF model are consistent with the experimental data for four filling heights H/R_s . DEM can predict the shallow layers well, while the NGF model works well for deeper layers of $H/R_s = 0.95, 1.05$. However, there is ≈ 0.15 difference in the ratio ω/ω_0 predicted by the NGF model in shallow layers of $H/R_s = 0.42, 0.59$ as $r \rightarrow 0$ (Fig. 2a). When we look at vertical profiles at a constant radius (Fig. 2b), DEM matches the experiments well, and while NGF model predictions match experiments for deep layers, some discrepancy remains for shallow layers.

Confining pressure effect — We observed exceptionally wide shear bands for unconfined, dense hydrogel suspensions, where the only relevant pressure scale comes from the weight of the particles. This buoyancy-compensated stress field is on the order of 1 Pa or less [8]. This weak intrinsic pressure scale allows us to further test the pressure sensitivity of the flow profiles. We investigate a confined flow structure where we add a stress boundary condition P to the top surface to observe how this affects the shear band structure, via MRI, DEM and NGF methods.

We performed sets of MRI measurements for filling heights of $H = 50, 31$, and 20 mm. We focus now on the results from the $H = 50$ mm case, noting that for this case the fixed compression plate least affects the flow structure, as the surface velocity at this H/R_s is already small. The general trends observed are shown in Fig. 3a. After performing step-wise shear without compressing the packing, we do see the shear band evolve to the surface. However, by applying compression and then performing step-wise shear, the dome becomes much thinner, and flow is more confined to the rotating plate. Experimental flow profiles for deep layers of $H = 50$ mm from zero to 93.5 Pa applied pressure are shown in Fig. 3b. DEM results with the same top boundary stress show the same trends as shown in Fig. 3c. Non-local modeling results are shown in Fig. 3d, in which the compressive normal traction P was applied to the top surface. The flow profiles for $H = 20$ and 31 mm show qualitatively consistent behavior and can be found in the SI. Our results suggest that adding a small pressure of ≈ 20 Pa is enough to significantly affect the flow profile. By increasing the confining pressure up to ≈ 93.5 Pa, the dome becomes thinner and thinner. In the experiments, the dome reaches the point where only one layer of particles moves with the speed of the rotating disk ω_0 . This shows a significant effect of the pressure on the width of the shear bands in the SBSC in quasi-static flows, and the decrease in shear-band width with increasing confining pressure is captured by both

the DEM and NGF modeling.

Discussion — To understand how local stresses can set the width of the shear band, one needs to consider several mechanisms. The hydrogel particle–fluid mixture is nearly density-matched; the density of the hydrogel is a few percent higher than that of water so the buoyancy almost balances gravity. As the hydrostatic pressure becomes smaller, the transmission of shear stresses is also reduced in the vertical direction. One could therefore expect shear bands to become narrower. However, low contact friction suspensions are known to still have a finite effective friction coefficient, due to anisotropy effects [27]. The effective static yield value μ_s required for the NGF model is therefore bound to stay much larger than the contact friction coefficient. It is therefore not immediately obvious which microscopic mechanism sets the width of the shear band. The additional stress provided by the confinement is likely forcing the local ratio of shear to normal stress to be much lower than μ_s in all of the SBSC except the region just above the rotating plate and hence further away from the divergence of the cooperativity length ξ in the NGF model, reducing the shear band width significantly.

Conclusion — We have performed experiments as well

as discrete element method and continuum-based modeling on the flow behavior of near-density matched, soft frictionless suspensions. We have shown that in the rate-independent regime, NGF modeling can still capture both the experimental observations and the predictions of DEM, extending the validity of non-local modeling into materials in which the existence of propagation of fluidization is not immediately obvious. We have additionally confirmed that the pressure sensitivity of the materials is as predicted in the DEM and NGF modeling approaches, at least for the flow structure in the rate-independent limit. Our work suggests that non-local models generally require stress-dependent closure equations that determine the length scale of these gradient-based models.

Acknowledgements — ZF, NG, SR, JW, RS, JAD acknowledge funding received from the European Union’s Horizon 2020 research and innovation programme under the Marie Skłodowska-Curie grant agreement CALIPER No. 812638. Support from NAWI Graz by providing access to its HPC computing resource dcluster.tugraz.at is acknowledged by TU Graz researchers. The authors acknowledge Thomas Gerlach and Oliver Speck for providing the MRI machine time, support and technical discussions.

-
- [1] Edward Andò, Stephen A Hall, Gioacchino Viggiani, Jacques Desrues, and Pierre Bésuelle. Grain-scale experimental investigation of localised deformation in sand: a discrete particle tracking approach. *Acta Geotechnica*, 7: 1–13, 2012.
- [2] Mehdi Bouzid, Martin Trulsson, Philippe Claudin, Eric Clément, and Bruno Andreotti. Nonlocal rheology of granular flows across yield conditions. *Phys. Rev. Lett.*, 111:238301, Dec 2013. doi: 10.1103/PhysRevLett.111.238301. URL <https://link.aps.org/doi/10.1103/PhysRevLett.111.238301>.
- [3] Mehdi Bouzid, Adrien Izzet, Martin Trulsson, Eric Clément, Philippe Claudin, and Bruno Andreotti. Non-local rheology in dense granular flows. *The European Physical Journal E*, 38(11):1–15, 2015.
- [4] Andrea Cataldo, M Vallone, Luciano Tarricone, Giuseppe Cannazza, and M Cipressa. TDR moisture estimation for granular materials: An application in agro-food industrial monitoring. *IEEE Transactions on Instrumentation and Measurement*, 58(8):2597–2605, 2009.
- [5] Abram H Clark and Joshua A Dijkstra. Non-local modeling and diverging lengthscales in structured fluids. *Frontiers in Physics*, 8:18, 2020.
- [6] DR Curran, L Seaman, T Cooper, and DA Shockey. Micromechanical model for comminution and granular flow of brittle material under high strain rate application to penetration of ceramic targets. *International Journal of Impact Engineering*, 13(1):53–83, 1993.
- [7] C Di Prisco, S Imposimato, and EC Aifantis. A viscoplastic constitutive model for granular soils modified according to non-local and gradient approaches. *International Journal for Numerical and Analytical Methods in Geomechanics*, 26(2):121–138, 2002.
- [8] Joshua A. Dijkstra and Tom Mullin. Creep control in soft particle packings. *Physical Review Letters*, 128: 238002, Jun 2022. doi:10.1103/PhysRevLett.128.238002. URL <https://link.aps.org/doi/10.1103/PhysRevLett.128.238002>.
- [9] Joshua A Dijkstra and Martin van Hecke. Granular flows in split-bottom geometries. *Soft Matter*, 6(13): 2901–2907, 2010.
- [10] Joshua A Dijkstra, Elie Wandersman, Steven Slotterback, Christian R Berardi, William Derek Updegraff, Martin Van Hecke, and Wolfgang Losert. From frictional to viscous behavior: Three-dimensional imaging and rheology of gravitational suspensions. *Physical Review E*, 82(6):060301, 2010.
- [11] Jacques Duran. *Sands, powders, and grains: an introduction to the physics of granular materials*. Springer Science & Business Media, 2012.
- [12] Denis Fenistein and Martin Van Hecke. Wide shear zones in granular bulk flow. *Nature*, 425(6955):256–256, 2003.
- [13] Denis Fenistein, Jan Willem van de Meent, and Martin van Hecke. Universal and wide shear zones in granular bulk flow. *Physical Review Letters*, 92(9):094301, 2004.
- [14] Aalok Jaisheela Uday Gaitonde. *Thermal transport in lithium ion batteries: An experimental investigation of interfaces and granular materials*. PhD thesis, Purdue University, 2016.
- [15] GDR MiDi. On dense granular flows. *The European Physical Journal E*, 14:341–365, 2004.
- [16] Katalin A Gillemot, Ellák Somfai, and Tamás Börzsönyi. Shear-driven segregation of dry granular materials with different friction coefficients. *Soft Matter*, 13(2):415–420,

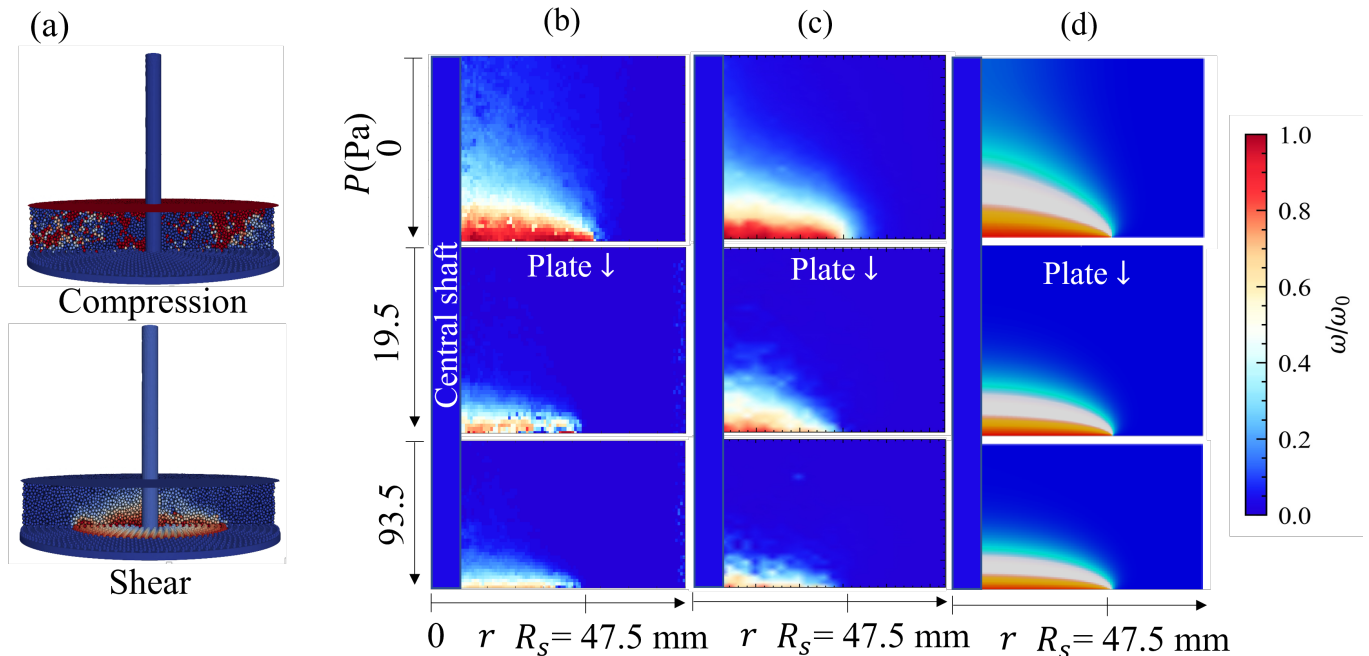


FIG. 3. Qualitative 2D flow profiles in a confined structure. (a) The general procedure for the measurements, illustrated in a DEM simulation. (b) MRI measurements extracted from PIV, (c) DEM simulations, and (d) NGF model predictions for dense, hydrogel suspensions in beds of filling height $H = 50$ mm and with confining pressures of $P = 0, 19.5,$ and 93.5 Pa. The central shaft is shown as a blue rectangle to the left of the 2D profiles. Static zone (■), moving zone (■), and shear band (■).

- 2017.
- [17] David L Henann and Ken Kamrin. A predictive, size-dependent continuum model for dense granular flows. *Proceedings of the National Academy of Sciences*, 110(17):6730–6735, 2013.
- [18] David L Henann and Ken Kamrin. Continuum thermomechanics of the nonlocal granular rheology. *International Journal of Plasticity*, 60:145–162, 2014.
- [19] Ken Kamrin. Non-locality in granular flow: Phenomenology and modeling approaches. *Frontiers in Physics*, 7:116, 2019.
- [20] Ken Kamrin and David L Henann. Nonlocal modeling of granular flows down inclines. *Soft Matter*, 11(1):179–185, 2015.
- [21] Ken Kamrin and Georg Koval. Nonlocal constitutive relation for steady granular flow. *Physical Review Letters*, 108(17):178301, 2012.
- [22] Shihong Li and David L Henann. Nonlocal continuum modeling of dense granular flow in a split-bottom cell with a vane-shaped intruder. *Physical Review E*, 102:022908, 2020.
- [23] Daren Liu and David L Henann. Non-local continuum modelling of steady, dense granular heap flows. *Journal of Fluid Mechanics*, 831:212–227, 2017.
- [24] Xiao Ma and Ahmed Elbanna. Strain localization in dry sheared granular materials: A compactivity-based approach. *Physical Review E*, 98(2):022906, 2018.
- [25] Olivier Pouliquen and Yoel Forterre. Friction law for dense granular flows: application to the motion of a mass down a rough inclined plane. *Journal of Fluid Mechanics*, 453:133–151, 2002.
- [26] Olivier Pouliquen and Yoel Forterre. A non-local rheology for dense granular flows. *Philosophical Transactions of the Royal Society A: Mathematical, Physical and Engineering Sciences*, 367(1909):5091–5107, 2009.
- [27] Leo Rothenburg and RJ Bathurst. Analytical study of induced anisotropy in idealized granular materials. *Geotechnique*, 39(4):601–614, 1989.
- [28] Jing Wang, Zohreh Farmani, Joshua A Dijksman, Cindy Lübeck, Oliver Speck, and Ralf Stannarius. Characterization of shear zones in soft granular beds by means of a novel magnetic resonance imaging technique. *Granular Matter*, 24(4):1–13, 2022.
- [29] Yifan Wang, Ronald D Snee, Wei Meng, and Fernando J Muzzio. Predicting flow behavior of pharmaceutical blends using shear cell methodology: a quality by design approach. *Powder Technology*, 294:22–29, 2016.
- [30] Erik Woldhuis, Brian P Tighe, and Wim van Saarloos. Wide shear zones and the spot model: Implications from the split-bottom geometry. *The European Physical Journal E*, 28(1):73–78, 2009.
- [31] Marcel Workamp and Joshua A Dijksman. Contact tribology also affects the slow flow behavior of granular emulsions. *Journal of Rheology*, 63(2):275–283, 2019.