



CERN-EP-2023-118
22 June 2023

Measurement of the low-energy antitriton inelastic cross section

ALICE Collaboration*

Abstract

In this Letter, the first measurement of the inelastic cross section for antitriton–nucleus interactions is reported, covering the momentum range of $0.8 \leq p < 2.4$ GeV/ c . The measurement is carried out using data recorded with the ALICE detector in pp and Pb–Pb collisions at a centre-of-mass energy per nucleon of 13 TeV and 5.02 TeV, respectively. The detector material serves as an absorber for antitriton nuclei. The raw yield of (anti)triton nuclei measured with the ALICE apparatus is compared to the results from detailed ALICE simulations based on the GEANT4 toolkit for the propagation of (anti)particles through matter, allowing one to quantify the inelastic interaction probability in the detector material. This analysis complements the measurement of the inelastic cross section of antinuclei up to $A = 3$ carried out by the ALICE Collaboration, and demonstrates the feasibility of the study of the isospin dependence of inelastic interaction cross section with the analysis techniques presented in this Letter.

arXiv:2307.03603v2 [nucl-ex] 27 Nov 2023

© 2023 CERN for the benefit of the ALICE Collaboration.

Reproduction of this article or parts of it is allowed as specified in the CC-BY-4.0 license.

*See Appendix A for the list of collaboration members

1 Introduction

The properties of light antinuclei (such as antideuteron \bar{d} , antihelium ${}^3\bar{\text{He}}$ and antitriton ${}^3\bar{\text{H}}$) have been a subject of various studies at accelerators in the last few decades. These objects, composed of antiprotons and antineutrons, are stable in vacuum, but annihilate when coming into contact with normal matter. So far, light antinuclei have only been observed in high-energy particle collisions at various fixed-target and collider experiments, from the AGS [1–4], to the SPS [5], RHIC [6–11], and the LHC [12–29]. Their production mechanism has been actively studied in the context of matter–antimatter asymmetry and of understanding the formation of composite nuclear objects [24, 30–34]. However, until very recently, the studies of their inelastic interactions with matter have been difficult, since obtaining an isolated beam of light antinuclei with precisely determined momentum comprises formidable challenges. In fact, only the antideuteron inelastic cross section had been measured at total momenta of 13.3 GeV/c [35] and 25 GeV/c [36].

Recently, new measurements of the inelastic cross sections of antinuclei with matter at low momenta ($p \leq 8$ GeV/c) were reported by the ALICE Collaboration, both for \bar{d} [37] and ${}^3\bar{\text{He}}$ [38]. While these measurements were mainly motivated by their impact on astrophysical dark-matter searches, they also allow a more detailed look into the physics of low-energy antinucleus–nucleus interactions, which can be used to improve Monte Carlo (MC) simulations of particle physics detectors and to better understand the properties of these composite objects at low kinetic energies. More accurate MC simulations of inelastic interactions with the detector material also allow one to improve the measurements of the production yields of antinuclei [24, 26, 39]. However, one aspect which so far has not been accessible with these measurements is the isospin dependence of the inelastic cross section of composite antinuclei. This effect is difficult to evaluate since the lightest isospin-partner antinuclei are ${}^3\bar{\text{He}}$ and ${}^3\bar{\text{H}}$, which are only produced in limited quantities in high-energy hadronic collisions at accelerators [26].

In this Letter the first measurement of the antitriton–nucleus inelastic interaction cross section $\sigma_{\text{inel}}({}^3\bar{\text{H}})$ is reported, which complements the measurements of the inelastic cross sections for light antinuclei up to $A = 3$ [37, 38]. The results are compared to the calculations based on the Glauber approach as implemented in the GEANT4 toolkit, which is widely used in particle physics for the propagation of particles through the detector material [40, 41]. The $\sigma_{\text{inel}}({}^3\bar{\text{H}})$ results are also compared with the measurement of the ${}^3\bar{\text{He}}$ inelastic cross section and demonstrate the feasibility to investigate the isospin dependence of inelastic interactions of antinuclei.

2 Experimental apparatus and data sample

A detailed description of the performance of the ALICE detector and its subsystems can be found in Refs. [42, 43]. The detectors used in this analysis for tracking and particle identification are briefly described in the following paragraph.

Trajectories of charged particles are reconstructed in the ALICE central barrel with the Inner Tracking System (ITS) [44] and the Time Projection Chamber (TPC) [45]. Both these detectors cover the full azimuthal angle within the pseudorapidity interval of $|\eta| < 0.9$ and reside within a solenoid which provides a homogeneous magnetic field of 0.5 T along the beam axis. The ITS comprises six cylindrical layers of silicon detectors which are located at radial distances from the beam axis between 3.9 cm and 43 cm and provides important information to reconstruct the primary collision vertex and to aid in charged particle tracking. It is surrounded by the TPC – the main tracking device in the ALICE central barrel which is a 5 m long cylindrical gaseous detector extending from 85 cm to 247 cm in the radial direction. The TPC provides up to 159 spatial points for the reconstruction of charged-particle tracks and for particle identification (PID) through the measurement of the specific energy loss dE/dx in the gas volume. The PID is complemented by the Time-of-Flight (TOF) detector [46] located at the radial distance of 3.7 m from the beam axis. The TOF measures the arrival time of particles relative to the event collision time

which is provided either by the TOF itself or by the T0 detectors, two arrays of Cherenkov counters located at forward rapidities [47]. Together with the momentum of the particle obtained from the track curvature, the time-of-flight measurement allows one to determine the particle's mass. Finally, a stainless steel space-frame supporting structure and the Transition Radiation Detector (TRD) are located between the TPC and the TOF; while neither the space-frame nor the TRD is used directly in this analysis, they significantly contribute to the total material budget in which antinuclei can interact inelastically [37, 38].

The results presented in this Letter are based on the data collected during the 2016, 2017, and 2018 LHC operation with proton beams at a centre-of-mass energy $\sqrt{s} = 13$ TeV with the high-multiplicity (HM) trigger, and the 2018 Pb–Pb campaign at $\sqrt{s_{NN}} = 5.02$ TeV with the minimum bias (MB), central (0–10%) or semi-central (30–50%) event triggers. The central event trigger corresponds to the selection of 10% of all inelastic events with the highest signal amplitude in the V0 detectors (0–10% centrality [48]), whereas semi-central trigger is tuned to select events within 30–50% centrality range. Collision events are selected by using the information from the V0 detectors [49], which consist of two plastic scintillator arrays located on both sides of the interaction point at forward and backward pseudorapidities. The V0 detectors are also used to reject other sources of tracks such as beam–gas interactions and interactions within the beampipe. For the MB event trigger, coincident signals in both V0 scintillators are required to be synchronous with the beam crossing time defined by the LHC clock. In order to trigger on events with high charged-particle multiplicities, the total signal amplitude measured in the V0 detector is additionally required to exceed a given threshold for a given event activity. This selects the 0.17% of events with the highest multiplicity in the V0 detectors in pp collisions. An additional cut is made on the z position of the primary vertex ($|Vtx_z| < 10$ cm).

In total, about 10^9 events from the pp data sample are selected for further analysis, while for the Pb–Pb dataset about 230×10^6 events are analysed.

3 Data analysis

Once produced in the initial collisions between protons or heavy ions, antitriton nuclei traverse the detector, with some of them interacting inelastically with the detector material. In a traditional fixed-target experiment, the measurement of a cross section implies the availability of a beam of the particle of interest, which traverses the target in order to determine the loss of particles. Due to the unfeasibility of isolating a beam of low energy antinuclei, the measurements presented in this work rely on ratios that are sensitive to this loss without depending on the absolute number of produced antinuclei. Two methods have been applied to evaluate the inelastic cross section of antitritons, $\sigma_{\text{inel}}(^3\bar{\text{H}})$, similarly to what has been done in Refs. [37, 38] for the $^3\bar{\text{He}}$ and $\bar{\text{d}}$ inelastic cross section measurements.

The first method, namely the antibaryon-to-baryon method, was used to analyse the high-multiplicity pp collisions and is based on the comparison of measured $^3\bar{\text{H}}$ and ^3H yields. Due to the extra inelastic processes which occur as particles traverse the detector, less $^3\bar{\text{H}}$ is detected than its matter counterpart. This loss is quantified by comparison with detailed MC simulations of the ALICE detector. This method makes use of the fact that the relative amounts of matter and antimatter produced at LHC energies are almost equal [50, 51], and for $^3\bar{\text{H}}$ and ^3H can be calculated from the antiproton-to-proton ratio [51, 52] to be $0.994^{+0.006}_{-0.045}$. Thus, the antiparticle-to-particle ratio is sensitive to the loss of antinuclei. This method allows one to extend the measurement of $^3\bar{\text{H}}$ up to $p_{\text{primary}} = 2.4$ GeV/c, but is unfeasible for application in Pb–Pb collisions due to copious ^3H background from spallation processes [19].

The second method, applied in the analysis of Pb–Pb data, relies on the measurement of the amount of raw $^3\bar{\text{H}}$ reconstructed in the TOF detector and of those reconstructed in the TPC. This is the TOF-to-TPC method employed in Ref. [38]. In this case, the number of $^3\bar{\text{H}}$ nuclei tagged in the TPC and measured in the TOF is compared to that of $^3\bar{\text{H}}$ reconstructed in the TPC, which allows one to quantify the inelastic processes occurring in the material between the TPC and the TOF detectors. This is an almost direct

analogy of a fixed target experiment, as the particles identified in the TPC act as the beam, while the ones reaching the TOF represent the particles surviving after the target. In order to extract the inelastic cross section while avoiding any bias due to finite detector acceptance and tracking efficiencies, data are compared to MC simulations that reproduce the conditions of the data taking. This method is applicable only in the momentum range in which ${}^3\bar{\text{H}}$ can be clearly identified in both TPC and TOF detectors ($0.9 < p_{\text{primary}} < 1.5 \text{ GeV}/c$) and is used in the analysis of Pb–Pb data due to the larger yield of produced ${}^3\bar{\text{H}}$ nuclei compared to pp collisions.

For both methods, the experimental results are compared with the corresponding ratios evaluated by means of a full-scale MC GEANT4 simulation with varied $\sigma_{\text{inel}}({}^3\bar{\text{H}})$ cross sections, as described in section 3.4. In both cases, using ratios instead of individual particle yields allows one to extract the antitriton inelastic cross section independently from its production cross section. Further details on the data analysis are described in the following sections.

3.1 Track selection and particle identification

(Anti) ${}^3\text{H}$ candidates are selected from a sample of charged-particle tracks reconstructed in the ITS and TPC in the pseudorapidity range $|\eta| < 0.8$ (0.75) for the Pb–Pb (pp) data sample, and at midrapidity with $|\eta| < 0.5$ for both samples. Several track quality criteria are applied, such as a minimum number of clusters in the TPC of at least 100 out of a maximum of 159, and at least 2 in the ITS, with at least one cluster located in any of the two innermost ITS layers. Furthermore, the number of TPC crossed rows is constrained to be more than 70. A good quality of the track fit is achieved by requiring the χ^2 per TPC reconstructed point to be less than 2.5 (4) for the Pb–Pb (pp) data sample. These cuts are stricter in the Pb–Pb data sample due to the higher track density environment. The number of TPC clusters used in the calculation of the specific energy loss (dE/dx) is required to be larger than 100 (55) to ensure a good dE/dx resolution in the Pb–Pb (pp) dataset. The contribution from secondary tracks in the pp data sample is reduced by selecting a maximum distance of closest approach (DCA) to the primary vertex in the transverse plane (DCA_{xy}) and in the longitudinal direction (DCA_z) lower than 0.1 cm.

The (anti)triton candidate tracks are identified using the information on the specific energy loss dE/dx in the TPC gas volume, which is complemented by the information on the time-of-flight measurement in the TOF detector. The $n\sigma^{\text{TPC}}$ variable represents the PID response in the TPC expressed in terms of the deviation between the measured and expected dE/dx , normalised by the detector resolution σ . The expected dE/dx is computed with a parameterised Bethe–Bloch formula [43]. For the antibaryon-to-baryon method, (anti)tritons are selected in the TPC by applying the selection criterion $|n\sigma^{\text{TPC}}| < 3.0$, once the requirement on the squared mass hypothesis of the (anti)tritons $|m_{\text{TOF}}^2 - m_{{}^3\bar{\text{H}}}^2| < 2 \text{ (GeV}/c^2)^2$ measured with the TOF detector is fulfilled. Candidate tracks which do not reach the TOF are not considered in the analysis. This selection is sufficient to obtain a purity close to 100% for (anti)tritons in the full momentum range explored in this analysis ($1.3 < p < 2.4 \text{ GeV}/c$).

For the TOF-to-TPC method, ${}^3\bar{\text{H}}$ candidates need to be reconstructed in both TPC and TOF detectors in the same momentum intervals, hence the analysis is restricted to the momentum range of $0.9 < p < 1.5 \text{ GeV}/c$. Antitriton candidates are selected in the TPC by applying the selection of $-2.0 < n\sigma^{\text{TPC}} < 3.5$, and then matched to TOF hits. The asymmetric selection interval allows one to suppress the contamination due to other particle species, misidentified as ${}^3\bar{\text{H}}$ in the TPC, with lower dE/dx signal. Any residual contamination in the $n\sigma^{\text{TPC}}$ distributions is fitted with an exponential function and subtracted. Such contribution is negligible at low momentum and amounts to $< 1\%$ in the momentum interval $1.3 < p < 1.5 \text{ GeV}/c$. Similarly to the $n\sigma^{\text{TPC}}$, the $n\sigma^{\text{TOF}}$ variable represents the deviation between the measured and expected time-of-flight of antitritons, normalised by the resolution of the time-of-flight measurement. In the TOF, ${}^3\bar{\text{H}}$ nuclei are selected in the range of $-3.0 < n\sigma^{\text{TOF}} < 4.0$. The reason for an asymmetric interval is the presence of an exponential tail towards higher values of $n\sigma^{\text{TOF}}$, that reflects the TOF detector time response [46].

Particularly for this analysis, a special reconstruction of the Pb–Pb collisions was used, in order to minimise the sensitivity to elastic scattering in the material. In the TOF, tracks are only associated with a hit cluster if the cluster is within a certain distance from the extrapolated position of the track reconstructed in the TPC. This maximum distance was increased in this reconstruction, from 3 cm to 10 cm, with the latter being the usual window for pp collisions.

3.2 Corrections

The sample of ${}^3\text{H}$ candidates reconstructed as described above includes both the nuclei produced in the initial collisions and those produced in the spallation processes occurring when particles traverse the beam pipe and the detector material. Since this process produces nuclei by spallation from other heavier nuclei, it can not produce antinuclei, but rather secondary nuclei only. The antibaryon-to-baryon ratio method employed in pp collisions is sensitive to these secondary nuclei, since it compares the yields of antitriton to those of triton in order to measure the inelastic cross section. Therefore, this effect needs to be corrected for. In order to distinguish between tritons originating from the initial collision and those originating from spallation processes, their different DCAs to the primary vertex in the transverse plane are used. While primary nuclei have DCA distributions peaked around zero, secondary nuclei show much broader DCA distributions which are flat over most of the studied DCA range. The different DCA distributions for the two types of nuclei are studied with templates from detailed MC simulations, and the relative contributions are therefore obtained, as shown in details in Ref. [19]. The uncertainty from this correction is estimated to be below 5%.

A second correction is applied to account for any energy loss which occurs before the inelastic interactions, due to ionisation and rescattering processes. The energy loss has to be estimated differently between the two approaches, as what needs to be corrected in the antibaryon-to-baryon method is the energy loss between the primary vertex and the point where the ${}^3\bar{\text{H}}$ inelastic interaction occurs, while for the TOF-to-TPC method it is the energy loss between the TPC and the interaction point. For the antibaryon-to-baryon method, the momentum of the tracks is estimated by measuring their curvature, and it is then propagated towards the primary vertex accounting for the measured energy loss, and thus is the momentum at the primary vertex p_{primary} .

Due to continuous energy-loss effects in the detector material, the inelastic interaction of the antinuclei with the detector material happens at a momentum p , which is lower than the momentum p_{primary} reconstructed at the primary collision vertex. The corresponding effect is taken into account utilising MC simulations in which one has precise information about both momenta for each (anti)particle. In the analysis of pp collisions using the antibaryon-to-baryon method, the average values of p/p_{primary} distributions in each analysed p_{primary} interval are used to consider the energy loss. The root mean square (RMS) of these distributions is used to determine the uncertainty of the momentum p , which is propagated to the uncertainty of the measured cross section. For the analysis of the Pb–Pb data sample using the TOF-to-TPC method, the MC information on the momenta of daughter tracks originating from the ${}^3\bar{\text{H}}$ annihilation is used to estimate the momentum of the particle at annihilation. This is compared to p_{primary} to estimate the magnitude of this effect and the resulting uncertainty. The uncertainty on the inelastic cross section from the continuous energy loss is evaluated to be less than 2% for the antibaryon-to-baryon method and less than 2.5% for the TOF-to-TPC method.

3.3 Systematic uncertainties

Several sources of systematic uncertainties have been considered, depending on the method used for the inelastic cross section extraction. The total uncertainty is obtained as the quadratic sum of the individual contributions, assuming uncorrelated contributions.

The first source of systematic uncertainty, investigated for both methods, is due to the track selection criteria. The criteria have been varied 100 times, both in data and MC, using random uniform distributions

around the nominal values. In the case of the antibaryon-to-baryon method, the relative systematic uncertainty is given by the RMS divided by the mean value of the distributions of the ${}^3\bar{\text{H}}\text{-to-}{}^3\text{H}$ ratios in each momentum interval. For the TOF-to-TPC ratio method, the systematic uncertainty is evaluated as half the maximum difference between the resulting inelastic cross sections. Variations consistent with statistical fluctuations are rejected from the trials used to estimate the systematic uncertainties according to the Barlow criterion [53]. This contribution is 13% for the TOF-to-TPC method, flat in momentum, while it is rejected by the Barlow test in the other method, using a cutoff value of $2\sigma_{\text{Barlow}}$. This difference in the systematic uncertainty due to track selection criteria is due to the fact that in the antibaryon-to-baryon method, the effect of the track selection applies similarly to both the baryon and antibaryon tracks, and thus cancels out to a large extent.

For the antibaryon-to-baryon ratio method, the systematic uncertainty due to the effect of secondary nuclei from spallation on the ratio is considered. This correction is described in section 3.2. Variations of the binning and of the fit range (from ± 1 cm to ± 2 cm around the primary vertex) have been performed to evaluate this uncertainty, which is $\sim 6\%$ in the lowest momentum bin and $< 1\%$ at higher momenta. For the antibaryon-to-baryon method [37], three additional uncertainties are included: i) the uncertainty on the primordial antimatter-to-matter ratio produced in collisions, ii) the uncertainty due to the elastic cross section of ${}^3\text{H}$ and iii) the one due to the inelastic cross section of ${}^3\text{H}$. All three are considered as global uncertainties for the antibaryon-to-baryon method. These uncertainties are 4.5%, 1%, and 2.3% in the whole momentum interval, respectively.

For the TOF-to-TPC ratio method, additional sources of systematic uncertainties are related to the description of the material budget in the MC simulations, the PID, and the momentum correction evaluation. The material budget of ALICE is varied by $\pm 4.5\%$ in MC simulations, and the deviations of the final results from the default case are considered as an uncertainty. The value of 4.5% corresponds to the current uncertainty on the material obtained by photon conversion measurements [43] and by the studies of the TOF-to-TPC matching efficiency with pions [54]. The uncertainty related to the PID has been evaluated as the difference between the raw yields obtained by subtracting the background contribution from the $n\sigma^{\text{TPC}}$ distributions when varying the function used to fit the contamination (Gaussian, double Gaussian, Gaussian + 2 exponential functions). The contribution coming from the difference between the bin-counting method and the integral of the signal function is added in quadrature to the previous one. The deviation of the final results from the default case divided by $\sqrt{12}$ is considered as uncertainty.

The systematic uncertainty due to the energy loss correction is evaluated as described in section 3.2, and amounts to $\sim 2\%$ ($\sim 5\%$) in the analysis of Pb–Pb (pp) collisions.

3.4 Monte Carlo simulations

The experimental observables, shown in Fig. 1, are compared with the corresponding ratios from MC simulations based on GEANT4. The parameterisation of the inelastic cross section in GEANT4 is based on Glauber calculations [55, 56], which are based on geometrically scaling the inelastic antiproton–proton cross sections to heavier systems. This parameterisation neglects the effect of Coulomb interactions, which are negligible for $p > 1$ GeV/ c . The analysis described above is repeated using several MC simulations with varied values of the antitriton inelastic cross sections. In the case of the antibaryon-to-baryon method, three MC simulations are used, with $\sigma_{\text{inel}}({}^3\bar{\text{H}})$ multiplied by a factor of 0.75, 1, and 4. The simulations with these factors were already available and were thus used. In the case of the TOF-to-TPC method, three MC simulations are used, with $\sigma_{\text{inel}}({}^3\bar{\text{H}})$ multiplied by a factor of 0.5 and 1.5, in addition to the default one. The corresponding MC ratios for the two cases are shown as coloured bands in Fig. 1 and are used as references for the experimental ratios to obtain the ${}^3\bar{\text{H}}$ inelastic cross section as described in the following section.

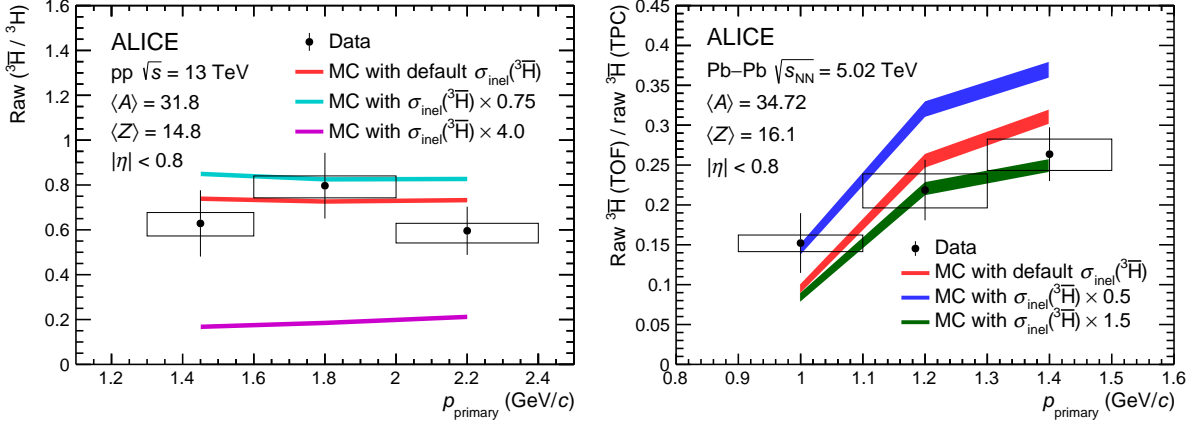


Figure 1: Left: raw primary $\bar{^3\text{H}}/{}^3\text{H}$ ratio as a function of the momentum p_{primary} in pp collisions at $\sqrt{s} = 13$ TeV. Right: ratio between the raw number of $\bar{^3\text{H}}$ candidates reconstructed in the TOF and the raw number of $\bar{^3\text{H}}$ reconstructed in the TPC in Pb-Pb collisions at $\sqrt{s_{\text{NN}}} = 5.02$ TeV as a function of the momentum p_{primary} . In both panels, data are shown in black, the statistical and systematic uncertainties are shown as vertical bars and boxes, respectively. The results from ALICE MC simulations based on GEANT4 are shown as coloured bands, the different colours referring to the different inelastic cross sections implemented in the simulations, with default σ_{inel} described in Ref. [56]. The width of the MC band represents the statistical uncertainty of the simulation.

3.5 Inelastic cross section determination

The determination of the inelastic cross section requires precise knowledge of the ALICE detector material budget. Detailed studies of the detector material have been carried out in previous works by the ALICE Collaboration [37, 38]. These studies allow the determination of the effective target material. For the analysis based on the antibaryon-to-baryon method, the inelastic interactions can occur in the ITS, TPC, TRD, and TOF detectors, hence the average material corresponds to $\langle Z \rangle = 14.8$ and $\langle A \rangle = 31.8$. For the TOF-to-TPC method, instead, the average material is the TRD and space frame system, corresponding to $\langle Z \rangle = 16.1$ and $\langle A \rangle = 34.7$. Using the same procedure described in Refs. [37, 38], the MC ratios obtained with the different multiplicative factors applied to $\sigma_{\text{inel}}(\bar{^3\text{H}})$ are fitted in each momentum interval using a Lambert–Beer function:

$$R = \exp(-a\sigma) \times b, \quad (1)$$

where R refers to the MC ratios obtained with either of the two methods, a and b are the fit parameters, and σ refers to the scaling factor of the $\sigma_{\text{inel}}(\bar{^3\text{H}})$. The experimental ratios are therefore projected on the fit function and a scaling factor for the GEANT4 parameterisation is obtained for each momentum interval. This scaling factor shows by how much the inelastic cross section needs to be changed in the GEANT4 MC implementation with respect to default to reach the same value for the observable (antitriton-to-triton ratio for pp, TPC-to-TOF ratio for Pb-Pb) as in the data. Finally, by multiplying the scaling factor in each interval by the default inelastic cross section implemented in GEANT4, the inelastic cross section is obtained. Since only cross sections on integer atomic numbers can be obtained in GEANT4, the inelastic cross section on the nearest available element was scaled according to the Glauber model [55] as described in equation 2

$$\sigma(A_{\text{ALICE}}) = \sigma(A_{\text{GEANT4}}) \times \frac{1.34 \times A_{\text{GEANT4}}^{0.21} + 1.51 \times A_{\text{GEANT4}}^{-1/3}}{1.34 \times A_{\text{ALICE}}^{0.21} + 1.51 \times A_{\text{ALICE}}^{-1/3}} \quad (2)$$

where A_{ALICE} is the average atomic number seen by antinuclei as they travel through the ALICE detector and A_{GEANT4} is the atomic number of the closest available element in GEANT4. The resulting $\sigma_{\text{inel}}(\bar{^3\text{H}})$ is shown in the left panel of Fig. 2, for the two analysed data samples. For the ease of comparison, the results from the antibaryon-to-baryon analysis have been scaled to the same average material as the results

from the TOF-to-TPC analysis, also according to equation 2, and $\sigma(\text{GEANT4})$ is shown as well. Since $\sigma(\text{GEANT4})$ does not depend on the collision system, this allows for a fair comparison of the shown measurements. It can be seen that the measurements using the antibaryon-to-baryon method agree with $\sigma(\text{GEANT4})$ at a 1σ level, and the TOF-to-TPC ratio method at a 2σ level. The inelastic cross sections are shown as a function of the momentum p at which the inelastic interaction occurs.

Comparing the inelastic cross sections for ${}^3\bar{\text{H}}$ and ${}^3\bar{\text{He}}$ shows that the two measurements are consistent within uncertainties (see right panel of Fig. 2). The uncertainties are dominated by statistical uncertainties, and thus do not cancel when taking the ratio of $\sigma_{\text{inel}}({}^3\bar{\text{H}})$ and $\sigma_{\text{inel}}({}^3\bar{\text{He}})$. There are no quantitative predictions for the expected difference between the two isospin partners, however, a naive approach would be to consider their size as the dominant factor. No measurements of the nuclear mass radii of these antinuclei exist, and thus the matter radii are taken as a proxy. However, since the difference in mass radii is expected to be smaller than the difference in matter radii, this is a conservative estimate. The measured matter radii of the two nuclei are 1.76 fm for ${}^3\text{He}$ [57] and 1.59 fm for ${}^3\text{H}$ [57]. While no independent measurement exists for the antinuclei counterparts, the antinuclei are assumed to have the same size as their matter counterparts by CPT symmetry. This would suggest that the inelastic cross section of ${}^3\bar{\text{He}}$ should be a factor 0 – 20% larger than the one of ${}^3\bar{\text{H}}$. The current measurement is not sensitive enough to distinguish differences of that order and the cross sections of ${}^3\bar{\text{H}}$ and ${}^3\bar{\text{He}}$ are compatible within errors. The larger size of the data samples expected in the upcoming Run 3 and Run 4 campaigns of the LHC will allow a significant improvement over the current measurement.

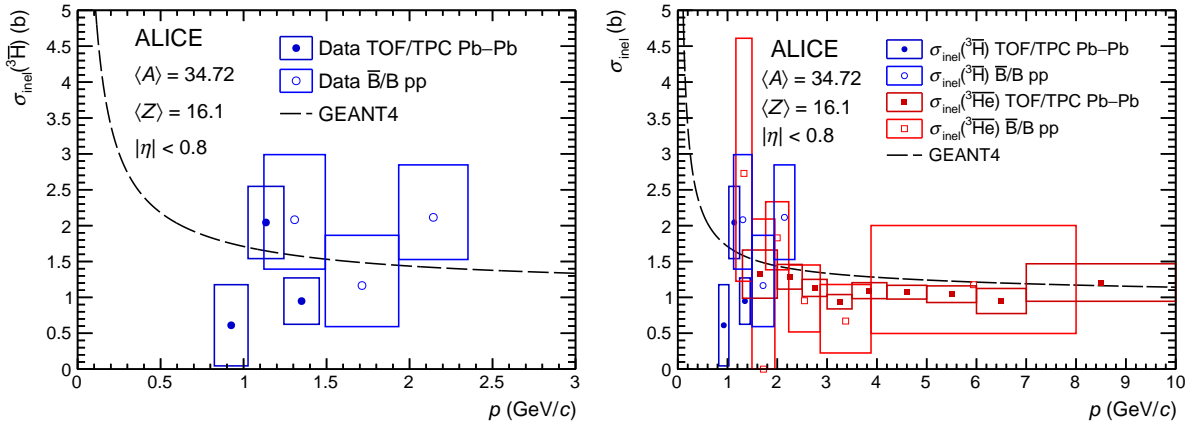


Figure 2: Left: inelastic interaction cross section for antitritons with the two analysis methods on an average material element of the ALICE detector as a function of the momentum p at which the interaction occurs. Dashed black lines represent the default GEANT4 parameterisations for antitritons. Right: comparison between the results reported in the left panel and the results for ${}^3\bar{\text{He}}$ inelastic cross section measured in Pb–Pb collisions at $\sqrt{s_{\text{NN}}} = 5.02$ TeV from Ref. [38]. Note that ${}^3\bar{\text{He}}$ nuclei can be clearly identified in both TPC and TOF detectors over a much wider momentum range than ${}^3\bar{\text{H}}$. In both panels, boxes show the statistical and systematic uncertainties summed in quadrature.

4 Summary

The results presented in this Letter represent the first measurement of the antitriton inelastic cross section, and complete the set of measurements of antinuclei–matter inelastic cross section up to $A = 3$ of the projectile antinucleus by ALICE. The results have been found, within sizeable uncertainties, to be consistent with the parameterisation used in GEANT4 toolkit and with existing ${}^3\bar{\text{He}}$ measurements from Ref. [38]. They demonstrate the feasibility of studying the isospin dependence of inelastic interactions of composite antinuclei such as ${}^3\bar{\text{H}}$ and ${}^3\bar{\text{He}}$. Future studies of larger data samples collected during the LHC Run 3 and Run 4 campaigns (starting from 2022) with the upgraded ALICE apparatus will substantially improve on the measurements presented in this Letter. They will allow for more precise comparison

between ${}^3\bar{\text{H}}$ and ${}^3\bar{\text{He}}$ results and for better calculations of the inelastic cross sections of antinuclei in the currently used models, improving also our understanding of antinucleus–matter inelastic interactions at momenta around 1 GeV/c.

Acknowledgements

The ALICE Collaboration would like to thank all its engineers and technicians for their invaluable contributions to the construction of the experiment and the CERN accelerator teams for the outstanding performance of the LHC complex. The ALICE Collaboration gratefully acknowledges the resources and support provided by all Grid centres and the Worldwide LHC Computing Grid (WLCG) collaboration. The ALICE Collaboration acknowledges the following funding agencies for their support in building and running the ALICE detector: A. I. Alikhanyan National Science Laboratory (Yerevan Physics Institute) Foundation (ANSL), State Committee of Science and World Federation of Scientists (WFS), Armenia; Austrian Academy of Sciences, Austrian Science Fund (FWF): [M 2467-N36] and Nationalstiftung für Forschung, Technologie und Entwicklung, Austria; Ministry of Communications and High Technologies, National Nuclear Research Center, Azerbaijan; Conselho Nacional de Desenvolvimento Científico e Tecnológico (CNPq), Financiadora de Estudos e Projetos (Finep), Fundação de Amparo à Pesquisa do Estado de São Paulo (FAPESP) and Universidade Federal do Rio Grande do Sul (UFRGS), Brazil; Bulgarian Ministry of Education and Science, within the National Roadmap for Research Infrastructures 2020-2027 (object CERN), Bulgaria; Ministry of Education of China (MOEC), Ministry of Science & Technology of China (MSTC) and National Natural Science Foundation of China (NSFC), China; Ministry of Science and Education and Croatian Science Foundation, Croatia; Centro de Aplicaciones Tecnológicas y Desarrollo Nuclear (CEADEN), Cubaenergía, Cuba; Ministry of Education, Youth and Sports of the Czech Republic, Czech Republic; The Danish Council for Independent Research | Natural Sciences, the VILLUM FONDEN and Danish National Research Foundation (DNRF), Denmark; Helsinki Institute of Physics (HIP), Finland; Commissariat à l’Energie Atomique (CEA) and Institut National de Physique Nucléaire et de Physique des Particules (IN2P3) and Centre National de la Recherche Scientifique (CNRS), France; Bundesministerium für Bildung und Forschung (BMBF) and GSI Helmholtzzentrum für Schwerionenforschung GmbH, Germany; General Secretariat for Research and Technology, Ministry of Education, Research and Religions, Greece; National Research, Development and Innovation Office, Hungary; Department of Atomic Energy Government of India (DAE), Department of Science and Technology, Government of India (DST), University Grants Commission, Government of India (UGC) and Council of Scientific and Industrial Research (CSIR), India; National Research and Innovation Agency - BRIN, Indonesia; Istituto Nazionale di Fisica Nucleare (INFN), Italy; Japanese Ministry of Education, Culture, Sports, Science and Technology (MEXT) and Japan Society for the Promotion of Science (JSPS) KAKENHI, Japan; Consejo Nacional de Ciencia (CONACYT) y Tecnología, through Fondo de Cooperación Internacional en Ciencia y Tecnología (FONCICYT) and Dirección General de Asuntos del Personal Académico (DGAPA), Mexico; Nederlandse Organisatie voor Wetenschappelijk Onderzoek (NWO), Netherlands; The Research Council of Norway, Norway; Commission on Science and Technology for Sustainable Development in the South (COMSATS), Pakistan; Pontificia Universidad Católica del Perú, Peru; Ministry of Education and Science, National Science Centre and WUT ID-UB, Poland; Korea Institute of Science and Technology Information and National Research Foundation of Korea (NRF), Republic of Korea; Ministry of Education and Scientific Research, Institute of Atomic Physics, Ministry of Research and Innovation and Institute of Atomic Physics and University Politehnica of Bucharest, Romania; Ministry of Education, Science, Research and Sport of the Slovak Republic, Slovakia; National Research Foundation of South Africa, South Africa; Swedish Research Council (VR) and Knut & Alice Wallenberg Foundation (KAW), Sweden; European Organization for Nuclear Research, Switzerland; Suranaree University of Technology (SUT), National Science and Technology Development Agency (NSTDA), Thailand Science Research and Innovation (TSRI) and National Science, Research and Innovation Fund (NSRF), Thailand; Turkish Energy, Nuclear and Min-

eral Research Agency (TENMAK), Turkey; National Academy of Sciences of Ukraine, Ukraine; Science and Technology Facilities Council (STFC), United Kingdom; National Science Foundation of the United States of America (NSF) and United States Department of Energy, Office of Nuclear Physics (DOE NP), United States of America. In addition, individual groups or members have received support from: European Research Council, Strong 2020 - Horizon 2020 (grant nos. 950692, 824093), European Union; Academy of Finland (Center of Excellence in Quark Matter) (grant nos. 346327, 346328), Finland.

References

- [1] **E878** Collaboration, M. J. Bennett *et al.*, “Light nuclei production in relativistic Au + nucleus collisions”, *Phys. Rev. C* **58** (1998) 1155–1164.
- [2] **E802** Collaboration, L. Ahle *et al.*, “Proton and deuteron production in Au + Au reactions at 11.6 AGeV/c”, *Phys. Rev. C* **60** (1999) 064901.
- [3] **E864** Collaboration, T. A. Armstrong *et al.*, “Measurements of light nuclei production in 11.5 AGeV/c Au + Pb heavy ion collisions”, *Phys. Rev. C* **61** (2000) 064908, arXiv:nucl-ex/0003009.
- [4] **E864** Collaboration, T. Armstrong *et al.*, “Anti-deuteron yield at the AGS and coalescence implications”, *Phys. Rev. Lett.* **85** (2000) 2685–2688, arXiv:nucl-ex/0005001.
- [5] **NA52 (NEWMASS)** Collaboration, G. Ambrosini *et al.*, “Baryon and anti-baryon production in lead-lead collisions at 158 AGeV/c”, *Phys. Lett. B* **417** (1998) 202–210.
- [6] **STAR** Collaboration, C. Adler *et al.*, “Anti-deuteron and anti-He-3 production in $\sqrt{s_{NN}} = 130$ GeV Au+Au collisions”, *Phys. Rev. Lett.* **87** (2001) 262301, arXiv:nucl-ex/0108022. [Erratum: Phys.Rev.Lett. 87, 279902 (2001)].
- [7] **PHENIX** Collaboration, S. S. Adler *et al.*, “Deuteron and antideuteron production in Au + Au collisions at $\sqrt{s_{NN}} = 200$ GeV”, *Phys. Rev. Lett.* **94** (2005) 122302, arXiv:nucl-ex/0406004 [nucl-ex].
- [8] **BRAHMS** Collaboration, I. Arsene *et al.*, “Rapidity dependence of deuteron production in Au + Au collisions at $\sqrt{s_{NN}} = 200$ GeV”, *Phys. Rev. C* **83** (2011) 044906, arXiv:1005.5427 [nucl-ex].
- [9] **STAR** Collaboration, H. Agakishiev *et al.*, “Observation of the antimatter helium-4 nucleus”, *Nature* **473** (2011) 353, arXiv:1103.3312 [nucl-ex]. [Erratum: Nature 475, 412 (2011)].
- [10] **STAR** Collaboration, L. Adamczyk *et al.*, “Measurement of elliptic flow of light nuclei at $\sqrt{s_{NN}} = 200, 62.4, 39, 27, 19.6, 11.5, \text{ and } 7.7$ GeV at the BNL Relativistic Heavy Ion Collider”, *Phys. Rev. C* **94** (2016) 034908, arXiv:1601.07052 [nucl-ex].
- [11] **STAR** Collaboration, J. Adam *et al.*, “Beam energy dependence of (anti-)deuteron production in Au + Au collisions at the BNL Relativistic Heavy Ion Collider”, *Phys. Rev. C* **99** (2019) 064905, arXiv:1903.11778 [nucl-ex].
- [12] **ALICE** Collaboration, J. Adam *et al.*, “Precision measurement of the mass difference between light nuclei and anti-nuclei”, *Nature Phys.* **11** (2015) 811–814, arXiv:1508.03986 [nucl-ex].
- [13] **ALICE** Collaboration, J. Adam *et al.*, “Production of light nuclei and anti-nuclei in pp and Pb–Pb collisions at energies available at the CERN Large Hadron Collider”, *Phys. Rev. C* **93** (2016) 024917, arXiv:1506.08951 [nucl-ex].

- [14] **ALICE** Collaboration, S. Acharya *et al.*, “Multiplicity dependence of (anti-)deuteron production in pp collisions at $\sqrt{s} = 7$ TeV”, *Phys. Lett. B* **794** (2019) 50–63, arXiv:1902.09290 [nucl-ex].
- [15] **ALICE** Collaboration, S. Acharya *et al.*, “Measurement of deuteron spectra and elliptic flow in Pb–Pb collisions at $\sqrt{s_{NN}} = 2.76$ TeV at the LHC”, *Eur. Phys. J. C* **77** (2017) 658, arXiv:1707.07304 [nucl-ex].
- [16] **ALICE** Collaboration, S. Acharya *et al.*, “Production of deuterons, tritons, ^3He nuclei and their antinuclei in pp collisions at $\sqrt{s} = 0.9, 2.76$ and 7 TeV”, *Phys. Rev. C* **97** (2018) 024615, arXiv:1709.08522 [nucl-ex].
- [17] **ALICE** Collaboration, S. Acharya *et al.*, “Production of ^4He and $^4\overline{\text{He}}$ in Pb–Pb collisions at $\sqrt{s_{NN}} = 2.76$ TeV at the LHC”, *Nucl. Phys. A* **971** (2018) 1–20, arXiv:1710.07531 [nucl-ex].
- [18] **ALICE** Collaboration, S. Acharya *et al.*, “Multiplicity dependence of light (anti-)nuclei production in p–Pb collisions at $\sqrt{s_{NN}} = 5.02$ TeV”, *Phys. Lett. B* **800** (2020) 135043, arXiv:1906.03136 [nucl-ex].
- [19] **ALICE** Collaboration, S. Acharya *et al.*, “Production of (anti-) ^3He and (anti-) ^3H in p–Pb collisions at $\sqrt{s_{NN}} = 5.02$ TeV”, *Phys. Rev. C* **101** (2020) 044906, arXiv:1910.14401 [nucl-ex].
- [20] **ALICE** Collaboration, S. Acharya *et al.*, “(Anti-)deuteron production in pp collisions at $\sqrt{s} = 13$ TeV”, *Eur. Phys. J. C* **80** (2020) 889, arXiv:2003.03184 [nucl-ex].
- [21] **ALICE** Collaboration, S. Acharya *et al.*, “Elliptic and triangular flow of (anti)deuterons in Pb–Pb collisions at $\sqrt{s_{NN}} = 5.02$ TeV”, *Phys. Rev. C* **102** (2020) 055203, arXiv:2005.14639 [nucl-ex].
- [22] **ALICE** Collaboration, S. Acharya *et al.*, “Measurement of the (anti-) ^3He elliptic flow in Pb–Pb collisions at $\sqrt{s_{NN}} = 5.02$ TeV”, *Phys. Lett. B* **805** (2020) 135414, arXiv:1910.09718 [nucl-ex].
- [23] **ALICE** Collaboration, S. Acharya *et al.*, “Jet-associated deuteron production in pp collisions at $\sqrt{s} = 13$ TeV”, *Phys. Lett. B* **819** (2021) 136440, arXiv:2011.05898 [nucl-ex].
- [24] **ALICE** Collaboration, S. Acharya *et al.*, “Production of light (anti)nuclei in pp collisions at $\sqrt{s} = 5.02$ TeV”, *Eur. Phys. J. C* **82** (2022) 289, arXiv:2112.00610 [nucl-ex].
- [25] **ALICE** Collaboration, S. Acharya *et al.*, “Hypertriton Production in p–Pb Collisions at $\sqrt{s_{NN}}=5.02$ TeV”, *Phys. Rev. Lett.* **128** (2022) 252003, arXiv:2107.10627 [nucl-ex].
- [26] **ALICE** Collaboration, S. Acharya *et al.*, “Production of light (anti)nuclei in pp collisions at $\sqrt{s} = 13$ TeV”, *JHEP* **01** (2022) 106, arXiv:2109.13026 [nucl-ex].
- [27] **ALICE** Collaboration, S. Acharya *et al.*, “Measurement of the production of (anti)nuclei in p–Pb collisions at $\sqrt{s_{NN}} = 8.16$ TeV”, *Phys. Lett. B* **846** (2023) 137795, arXiv:2212.04777 [nucl-ex].
- [28] **ALICE** Collaboration, S. Acharya *et al.*, “Light (anti)nuclei production in Pb–Pb collisions at $\sqrt{s_{NN}} = 5.02$ TeV”, *Phys. Rev. C* **107** (2023) 064904, arXiv:2211.14015 [nucl-ex].
- [29] **ALICE** Collaboration, S. Acharya *et al.*, “Enhanced Deuteron Coalescence Probability in Jets”, *Phys. Rev. Lett.* **131** (2023) 042301, arXiv:2211.15204 [nucl-ex].

- [30] A. Andronic, P. Braun-Munzinger, J. Stachel, and H. Stoecker, “Production of light nuclei, hypernuclei and their antiparticles in relativistic nuclear collisions”, *Phys. Lett. B* **697** (2011) 203–207, arXiv:1010.2995 [nucl-th].
- [31] J. Cleymans, S. Kabana, I. Kraus, H. Oeschler, K. Redlich, and N. Sharma, “Antimatter production in proton-proton and heavy-ion collisions at ultrarelativistic energies”, *Phys. Rev. C* **84** (2011) 054916, arXiv:1105.3719 [hep-ph].
- [32] V. Vovchenko, B. Dönigus, and H. Stoecker, “Multiplicity dependence of light nuclei production at LHC energies in the canonical statistical model”, *Phys. Lett. B* **785** (2018) 171–174, arXiv:1808.05245 [hep-ph].
- [33] S. T. Butler and C. A. Pearson, “Deuterons from High-Energy Proton Bombardment of Matter”, *Phys. Rev.* **129** (1963) 836–842.
- [34] R. Scheibl and U. W. Heinz, “Coalescence and flow in ultrarelativistic heavy ion collisions”, *Phys. Rev. C* **59** (1999) 1585–1602, arXiv:nucl-th/9809092 [nucl-th].
- [35] S. P. Denisov *et al.*, “Measurements of anti-deuteron absorption and stripping cross sections at the momentum 13.3 GeV/c”, *Nucl. Phys. B* **31** (1971) 253–260.
- [36] F. G. Binon *et al.*, “Absorption cross-sections of 25 GeV/c antideuterons in Li, C, Al, Cu and Pb”, *Phys. Lett. B* **31** (1970) 230–232.
- [37] ALICE Collaboration, S. Acharya *et al.*, “Measurement of the low-energy antideuteron inelastic cross section”, *Phys. Rev. Lett.* **125** (2020) 162001, arXiv:2005.11122 [nucl-ex].
- [38] ALICE Collaboration, S. Acharya *et al.*, “Measurement of anti-³He nuclei absorption in matter and impact on their propagation in the Galaxy”, *Nature Phys.* **19** (2023) 61–71, arXiv:2202.01549 [nucl-ex].
- [39] ALICE Collaboration, “First measurement of antideuteron number fluctuations at energies available at the Large Hadron Collider”, *Phys. Rev. Lett.* **131** (2023) 041901, arXiv:2204.10166 [nucl-ex].
- [40] GEANT4 Collaboration, S. Agostinelli *et al.*, “GEANT4: A Simulation toolkit”, *Nucl. Instrum. Meth. A* **506** (2003) 250–303.
- [41] J. Allison *et al.*, “Geant4 developments and applications”, *IEEE Trans. Nucl. Sci.* **53** (2006) 270.
- [42] ALICE Collaboration, K. Aamodt *et al.*, “The ALICE experiment at the CERN LHC”, *JINST* **3** (2008) S08002.
- [43] ALICE Collaboration, B. Abelev *et al.*, “Performance of the ALICE Experiment at the CERN LHC”, *Int. J. Mod. Phys. A* **29** (2014) 1430044, arXiv:1402.4476 [nucl-ex].
- [44] ALICE Collaboration, G. Dellacasa *et al.*, “ALICE Inner Tracking System (ITS): Technical Design Report”, *CERN-LHCC-99-12* (6, 1999). <https://cds.cern.ch/record/391175>.
- [45] ALICE-TPC Collaboration, J. Alme *et al.*, “The ALICE TPC, a large 3-dimensional tracking device with fast readout for ultra-high multiplicity events”, *Nucl. Instrum. Meth. A* **622** (2010) 316–367, arXiv:1001.1950 [physics.ins-det].
- [46] A. Akindinov *et al.*, “Performance of the ALICE Time-Of-Flight detector at the LHC”, *Eur. Phys. J. Plus* **128** (2013) 44.



























- [47] **ALICE** Collaboration, J. Adam *et al.*, “Determination of the event collision time with the ALICE detector at the LHC”, *Eur. Phys. J. Plus* **132** (2017) 99, arXiv:1610.03055 [physics.ins-det].
- [48] **ALICE** Collaboration, B. Abelev *et al.*, “Centrality determination of Pb-Pb collisions at $\sqrt{s_{NN}} = 2.76$ TeV with ALICE”, *Phys. Rev. C* **88** (2013) 044909, arXiv:1301.4361 [nucl-ex].
- [49] **ALICE** Collaboration, E. Abbas *et al.*, “Performance of the ALICE VZERO system”, *JINST* **8** (2013) P10016, arXiv:1306.3130 [nucl-ex].
- [50] **ALICE** Collaboration, K. Aamodt *et al.*, “Midrapidity antiproton-to-proton ratio in pp collisions at $\sqrt{s} = 0.9$ and 7 TeV measured by the ALICE experiment”, *Phys. Rev. Lett.* **105** (2010) 072002, arXiv:1006.5432 [hep-ex].
- [51] **ALICE** Collaboration, E. Abbas *et al.*, “Mid-rapidity anti-baryon to baryon ratios in pp collisions at $\sqrt{s} = 0.9, 2.76$ and 7 TeV measured by ALICE”, *Eur. Phys. J. C* **73** (2013) 2496, arXiv:1305.1562 [nucl-ex].
- [52] **ALICE** Collaboration, K. Aamodt *et al.*, “Midrapidity antiproton-to-proton ratio in pp collisions at $\sqrt{s} = 0.9$ and 7 TeV measured by the ALICE experiment”, *Phys. Rev. Lett.* **105** (2010) 072002, arXiv:1006.5432 [hep-ex].
- [53] R. Barlow, “Systematic errors: Facts and fictions”, in *Conference on Advanced Statistical Techniques in Particle Physics*, pp. 134–144. 7, 2002. arXiv:hep-ex/0207026.
- [54] **ALICE** Collaboration, “Validation of the ALICE material budget between TPC and TOF detectors”, *ALICE-PUBLIC-2022-001* (Feb, 2022) . <https://cds.cern.ch/record/2800896>.
- [55] V. M. Grichine, “Integral cross-sections of light nuclei in the Glauber-Gribov representation”, *Nucl. Instrum. Meth. B* **427** (2018) 60–62.
- [56] V. Uzhinsky *et al.*, “Antinucleus-nucleus cross sections implemented in GEANT4”, *Phys. Lett. B* **705** (2011) 235–239.
- [57] G. Ropke, “Light nuclei quasiparticle energy shift in hot and dense nuclear matter”, *Phys. Rev. C* **79** (2009) 014002, arXiv:0810.4645 [nucl-th].

A The ALICE Collaboration

S. Acharya ¹²⁷, D. Adamová ⁸⁷, A. Adler⁷¹, G. Aglieri Rinella ³³, M. Agnello ³⁰, N. Agrawal ⁵², Z. Ahammed ¹³⁵, S. Ahmad ¹⁶, S.U. Ahn ⁷², I. Ahuja ³⁸, A. Akindinov ¹⁴¹, M. Al-Turany ⁹⁸, D. Aleksandrov ¹⁴¹, B. Alessandro ⁵⁷, H.M. Alfanda ⁶, R. Alfaro Molina ⁶⁸, B. Ali ¹⁶, A. Alici ²⁶, N. Alizadehvandchali ¹¹⁶, A. Alkin ³³, J. Alme ²¹, G. Alocco ⁵³, T. Alt ⁶⁵, A.R. Altamura ⁵¹, I. Altsybeev ¹⁴¹, M.N. Anaam ⁶, C. Andrei ⁴⁶, A. Andronic ¹²⁶, V. Anguelov ⁹⁵, F. Antinori ⁵⁵, P. Antonioli ⁵², N. Apadula ⁷⁵, L. Aphecetche ¹⁰⁴, H. Appelshäuser ⁶⁵, C. Arata ⁷⁴, S. Arcelli ²⁶, M. Aresti ⁵³, R. Arnaldi ⁵⁷, J.G.M.C.A. Arneiro ¹¹¹, I.C. Arsene ²⁰, M. Arslandok ¹³⁸, A. Augustinus ³³, R. Averbeck ⁹⁸, M.D. Azmi ¹⁶, H. Baba¹²⁴, A. Badalà ⁵⁴, J. Bae ¹⁰⁵, Y.W. Baek ⁴¹, X. Bai ¹²⁰, R. Bailhache ⁶⁵, Y. Bailung ⁴⁹, A. Balbino ³⁰, A. Baldisseri ¹³⁰, B. Balis ², D. Banerjee ⁴, Z. Banoo ⁹², R. Barbera ²⁷, F. Barile ³², L. Barioglio ⁹⁶, M. Barlou⁷⁹, G.G. Barnaföldi ⁴⁷, L.S. Barnby ⁸⁶, V. Barret ¹²⁷, L. Barreto ¹¹¹, C. Bartels ¹¹⁹, K. Barth ³³, E. Bartsch ⁶⁵, N. Bastid ¹²⁷, S. Basu ⁷⁶, G. Batigne ¹⁰⁴, D. Battistini ⁹⁶, B. Batyunya ¹⁴², D. Bauri⁴⁸, J.L. Bazo Alba ¹⁰², I.G. Bearden ⁸⁴, C. Beattie ¹³⁸, P. Becht ⁹⁸, D. Behera ⁴⁹, I. Belikov ¹²⁹, A.D.C. Bell Hechavarria ¹²⁶, F. Bellini ²⁶, R. Bellwied ¹¹⁶, S. Belokurova ¹⁴¹, G. Bencedi ⁴⁷, S. Beole ²⁵, A. Bercuci ⁴⁶, Y. Berdnikov ¹⁴¹, A. Berdnikova ⁹⁵, L. Bergmann ⁹⁵, M.G. Besoiu ⁶⁴, L. Betev ³³, P.P. Bhaduri ¹³⁵, A. Bhasin ⁹², M.A. Bhat ⁴, B. Bhattacharjee ⁴², L. Bianchi ²⁵, N. Bianchi ⁵⁰, J. Bielčik ³⁶, J. Bielčíková ⁸⁷, J. Biernat ¹⁰⁸, A.P. Bigot ¹²⁹, A. Bilandzic ⁹⁶, G. Biro ⁴⁷, S. Biswas ⁴, N. Bize ¹⁰⁴, J.T. Blair ¹⁰⁹, D. Blau ¹⁴¹, M.B. Blidaru ⁹⁸, N. Bluhme³⁹, C. Blume ⁶⁵, G. Boca ^{22,56}, F. Bock ⁸⁸, T. Bodova ²¹, A. Bogdanov¹⁴¹, S. Boi ²³, J. Bok ⁵⁹, L. Boldizsár ⁴⁷, M. Bombara ³⁸, P.M. Bond ³³, G. Bonomi ^{134,56}, H. Borel ¹³⁰, A. Borissov ¹⁴¹, A.G. Borquez Carcamo ⁹⁵, H. Bossi ¹³⁸, E. Botta ²⁵, Y.E.M. Bouziani ⁶⁵, L. Bratrud ⁶⁵, P. Braun-Munzinger ⁹⁸, M. Bregant ¹¹¹, M. Broz ³⁶, G.E. Bruno ^{97,32}, M.D. Buckland ²⁴, D. Budnikov ¹⁴¹, H. Buesching ⁶⁵, S. Bufalino ³⁰, P. Buhler ¹⁰³, N. Burmasov ¹⁴¹, Z. Buthelezi ^{69,123}, A. Bylinkin ²¹, S.A. Bysiak¹⁰⁸, M. Cai ⁶, H. Caines ¹³⁸, A. Caliva ²⁹, E. Calvo Villar ¹⁰², J.M.M. Camacho ¹¹⁰, P. Camerini ²⁴, F.D.M. Canedo ¹¹¹, S.L. Cantway ¹³⁸, M. Carabas ¹¹⁴, A.A. Carballo ³³, F. Carnesecchi ³³, R. Caron ¹²⁸, L.A.D. Carvalho ¹¹¹, J. Castillo Castellanos ¹³⁰, F. Catalano ^{33,25}, C. Ceballos Sanchez ¹⁴², I. Chakaberia ⁷⁵, P. Chakraborty ⁴⁸, S. Chandra ¹³⁵, S. Chapeland ³³, M. Chartier ¹¹⁹, S. Chattopadhyay ¹³⁵, S. Chattopadhyay ¹⁰⁰, T.G. Chavez ⁴⁵, T. Cheng ^{98,6}, C. Cheshkov ¹²⁸, B. Cheynis ¹²⁸, V. Chibante Barroso ³³, D.D. Chinellato ¹¹², E.S. Chizzali ^{11,96}, J. Cho ⁵⁹, S. Cho ⁵⁹, P. Chochula ³³, P. Christakoglou ⁸⁵, C.H. Christensen ⁸⁴, P. Christiansen ⁷⁶, T. Chujo ¹²⁵, M. Ciaccio ³⁰, C. Cicalo ⁵³, F. Cindolo ⁵², M.R. Ciupek⁹⁸, G. Clai^{III,52}, F. Colamaria ⁵¹, J.S. Colburn¹⁰¹, D. Colella ^{97,32}, M. Colocci ²⁶, M. Concas ^{IV,57}, G. Conesa Balbastre ⁷⁴, Z. Conesa del Valle ¹³¹, G. Contin ²⁴, J.G. Contreras ³⁶, M.L. Coquet ¹³⁰, P. Cortese ^{133,57}, M.R. Cosentino ¹¹³, F. Costa ³³, S. Costanza ^{22,56}, C. Cot ¹³¹, J. Crkovská ⁹⁵, P. Crochet ¹²⁷, R. Cruz-Torres ⁷⁵, P. Cui ⁶, A. Dainese ⁵⁵, M.C. Danisch ⁹⁵, A. Danu ⁶⁴, P. Das ⁸¹, P. Das ⁴, S. Das ⁴, A.R. Dash ¹²⁶, S. Dash ⁴⁸, R.M.H. David⁴⁵, A. De Caro ²⁹, G. de Cataldo ⁵¹, J. de Cuveland³⁹, A. De Falco ²³, D. De Gruttola ²⁹, N. De Marco ⁵⁷, C. De Martin ²⁴, S. De Pasquale ²⁹, R. Deb ¹³⁴, S. Deb ⁴⁹, R. Del Grande ⁹⁶, L. Dello Stritto ²⁹, W. Deng ⁶, P. Dhankher ¹⁹, D. Di Bari ³², A. Di Mauro ³³, B. Diab ¹³⁰, R.A. Diaz ^{142,7}, T. Dietel ¹¹⁵, Y. Ding ⁶, R. Divià ³³, D.U. Dixit ¹⁹, Ø. Djuvsland²¹, U. Dmitrieva ¹⁴¹, A. Dobrin ⁶⁴, B. Dönigus ⁶⁵, J.M. Dubinski ¹³⁶, A. Dubla ⁹⁸, S. Dudi ⁹¹, P. Dupieux ¹²⁷, M. Durkac¹⁰⁷, N. Dzalaiova¹³, T.M. Eder ¹²⁶, R.J. Ehlers ⁷⁵, F. Eisenhut ⁶⁵, R. Ejima⁹³, D. Elia ⁵¹, B. Erasmus ¹⁰⁴, F. Ercolessi ²⁶, F. Erhardt ⁹⁰, M.R. Ersdal²¹, B. Espagnon ¹³¹, G. Eulisse ³³, D. Evans ¹⁰¹, S. Evdokimov ¹⁴¹, L. Fabbietti ⁹⁶, M. Faggin ²⁸, J. Faivre ⁷⁴, F. Fan ⁶, W. Fan ⁷⁵, A. Fantoni ⁵⁰, M. Fasel ⁸⁸, P. Fedichio³⁰, A. Feliciello ⁵⁷, G. Feofilov ¹⁴¹, A. Fernández Téllez ⁴⁵, L. Ferrandi ¹¹¹, M.B. Ferrer ³³, A. Ferrero ¹³⁰, C. Ferrero ⁵⁷, A. Ferretti ²⁵, V.J.G. Feuillard ⁹⁵, V. Filova ³⁶, D. Finogeev ¹⁴¹, F.M. Fionda ⁵³, F. Flor ¹¹⁶, A.N. Flores ¹⁰⁹, S. Foertsch ⁶⁹, I. Fokin ⁹⁵, S. Fokin ¹⁴¹, E. Fragiaco ⁵⁸, E. Frajna ⁴⁷, U. Fuchs ³³, N. Funicello ²⁹, C. Furget ⁷⁴, A. Furs ¹⁴¹, T. Fusayasu ⁹⁹, J.J. Gaardhøje ⁸⁴, M. Gagliardi ²⁵, A.M. Gago ¹⁰², T. Gahlaut⁴⁸, C.D. Galvan ¹¹⁰, D.R. Gangadharan ¹¹⁶, P. Ganoti ⁷⁹, C. Garabatos ⁹⁸, A.T. Garcia ¹³¹, J.R.A. Garcia ⁴⁵, E. Garcia-Solis ⁹, C. Gargiulo ³³, K. Garner¹²⁶, P. Gasik ⁹⁸, A. Gautam ¹¹⁸, M.B. Gay Ducati ⁶⁷, M. Germain ¹⁰⁴, A. Ghimouz¹²⁵, C. Ghosh¹³⁵, M. Giacalone ^{52,26}, P. Giubellino ^{98,57}, P. Giubilato ²⁸, A.M.C. Glaenger ¹³⁰, P. Glässel ⁹⁵, E. Glimos ¹²², D.J.Q. Goh⁷⁷, V. Gonzalez ¹³⁷, M. Gorgon ², K. Goswami ⁴⁹, S. Gotovac³⁴, V. Grabski ⁶⁸, L.K. Graczykowski ¹³⁶, E. Grecka ⁸⁷, A. Grelli ⁶⁰, C. Grigoras ³³, V. Grigoriev ¹⁴¹, S. Grigoryan ^{142,1}, F. Grosa ³³, J.F. Grosse-Oetringhaus ³³, R. Grosso ⁹⁸, D. Grund ³⁶, G.G. Guardiano ¹¹², R. Guernane ⁷⁴, M. Guilbaud ¹⁰⁴, K. Gulbrandsen ⁸⁴,

T. Gündem⁶⁵, T. Gunji¹²⁴, W. Guo⁶, A. Gupta⁹², R. Gupta⁹², R. Gupta⁴⁹, S.P. Guzman⁴⁵, K. Gwizdziel¹³⁶, L. Gyulai⁴⁷, M.K. Habib⁹⁸, C. Hadjidakis¹³¹, F.U. Haider⁹², H. Hamagaki⁷⁷, A. Hamdi⁷⁵, Y. Han¹³⁹, B.G. Hanley¹³⁷, R. Hannigan¹⁰⁹, J. Hansen⁷⁶, M.R. Haque¹³⁶, J.W. Harris¹³⁸, A. Harton⁹, H. Hassan⁸⁸, D. Hatzifotiadou⁵², P. Hauer⁴³, L.B. Havener¹³⁸, S.T. Heckel⁹⁶, E. Hellbär⁹⁸, H. Helstrup³⁵, M. Hemmer⁶⁵, T. Herman³⁶, G. Herrera Corral⁸, F. Herrmann¹²⁶, S. Herrmann¹²⁸, K.F. Hetland³⁵, B. Heybeck⁶⁵, H. Hillemanns³³, B. Hippolyte¹²⁹, F.W. Hoffmann⁷¹, B. Hofman⁶⁰, G.H. Hong¹³⁹, M. Horst⁹⁶, A. Horzyk², Y. Hou⁶, P. Hristov³³, C. Hughes¹²², P. Huhn⁶⁵, L.M. Huhta¹¹⁷, T.J. Humanic⁸⁹, A. Hutson¹¹⁶, D. Hutter³⁹, R. Ilkaev¹⁴¹, H. Ilyas¹⁴, M. Inaba¹²⁵, G.M. Innocenti³³, M. Ippolitov¹⁴¹, A. Isakov⁸⁷, T. Isidori¹¹⁸, M.S. Islam¹⁰⁰, M. Ivanov⁹⁸, M. Ivanov¹³, V. Ivanov¹⁴¹, K.E. Iversen⁷⁶, M. Jablonski², B. Jacak⁷⁵, N. Jacazio²⁶, P.M. Jacobs⁷⁵, S. Jadlovská¹⁰⁷, J. Jadlovsky¹⁰⁷, S. Jaelani⁸³, C. Jahnke¹¹², M.J. Jakubowska¹³⁶, M.A. Janik¹³⁶, T. Janson⁷¹, M. Jercic⁹⁰, S. Ji¹⁷, S. Jia¹⁰, A.A.P. Jimenez⁶⁶, F. Jonas^{88,126}, D.M. Jones¹¹⁹, J.M. Jowett^{33,98}, J. Jung⁶⁵, M. Jung⁶⁵, A. Junique³³, A. Jusko¹⁰¹, M.J. Kabus^{33,136}, J. Kaewjai¹⁰⁶, P. Kalinak⁶¹, A.S. Kalteyer⁹⁸, A. Kalweit³³, V. Kaplin¹⁴¹, A. Karasu Uysal⁷³, D. Karatovic⁹⁰, O. Karavichev¹⁴¹, T. Karavicheva¹⁴¹, P. Karczmarczyk¹³⁶, E. Karpechev¹⁴¹, U. Kebschull⁷¹, R. Keidel¹⁴⁰, D.L.D. Keijdener⁶⁰, M. Keil³³, B. Ketzer⁴³, S.S. Khade⁴⁹, A.M. Khan^{120,6}, S. Khan¹⁶, A. Khanzadeev¹⁴¹, Y. Kharlov¹⁴¹, A. Khatun¹¹⁸, A. Khuntia³⁶, M.B. Kidson¹¹⁵, B. Kileng³⁵, B. Kim¹⁰⁵, C. Kim¹⁷, D.J. Kim¹¹⁷, E.J. Kim⁷⁰, J. Kim¹³⁹, J.S. Kim⁴¹, J. Kim⁵⁹, J. Kim⁷⁰, M. Kim¹⁹, S. Kim¹⁸, T. Kim¹³⁹, K. Kimura⁹³, S. Kirsch⁶⁵, I. Kisel³⁹, S. Kiselev¹⁴¹, A. Kisiel¹³⁶, J.P. Kitowski², J.L. Klay⁵, J. Klein³³, S. Klein⁷⁵, C. Klein-Bösing¹²⁶, M. Kleiner⁶⁵, T. Klemenz⁹⁶, A. Kluge³³, A.G. Knospe¹¹⁶, C. Kobdaj¹⁰⁶, T. Kollegger⁹⁸, A. Kondratyev¹⁴², N. Kondratyeva¹⁴¹, E. Kondratyuk¹⁴¹, J. König⁶⁵, S.A. Königstorfer⁹⁶, P.J. Konopka³³, G. Kornakov¹³⁶, M. Korwieser⁹⁶, S.D. Koryciak², A. Kotliarov⁸⁷, V. Kovalenko¹⁴¹, M. Kowalski¹⁰⁸, V. Kozhuharov³⁷, I. Králik⁶¹, A. Kravčáková³⁸, L. Krcal^{33,39}, M. Krivda^{101,61}, F. Krizek⁸⁷, K. Krizkova Gajdosova³³, M. Kroesen⁹⁵, M. Krüger⁶⁵, D.M. Krupova³⁶, E. Kryshen¹⁴¹, V. Kučera⁵⁹, C. Kuhn¹²⁹, P.G. Kuijer⁸⁵, T. Kumaoka¹²⁵, D. Kumar¹³⁵, L. Kumar⁹¹, N. Kumar⁹¹, S. Kumar³², S. Kundu³³, P. Kurashvili⁸⁰, A. Kurepin¹⁴¹, A.B. Kurepin¹⁴¹, A. Kuryakin¹⁴¹, S. Kushpil⁸⁷, M.J. Kweon⁵⁹, Y. Kwon¹³⁹, S.L. La Pointe³⁹, P. La Rocca²⁷, A. Lakrathok¹⁰⁶, M. Lamanna³³, A.R. Landou⁷⁴, R. Langoy¹²¹, P. Larionov³³, E. Laudi³³, L. Lautner^{33,96}, R. Lavicka¹⁰³, R. Lea^{134,56}, H. Lee¹⁰⁵, I. Legrand⁴⁶, G. Legras¹²⁶, J. Lehrbach³⁹, T.M. Lelek², R.C. Lemmon⁸⁶, I. León Monzón¹¹⁰, M.M. Lesch⁹⁶, E.D. Lesser¹⁹, P. Lévai⁴⁷, X. Li¹⁰, X.L. Li⁶, J. Lien¹²¹, R. Lietava¹⁰¹, I. Likmeta¹¹⁶, B. Lim²⁵, S.H. Lim¹⁷, V. Lindenstruth³⁹, A. Lindner⁴⁶, C. Lippmann⁹⁸, A. Liu¹⁹, D.H. Liu⁶, J. Liu¹¹⁹, G.S.S. Liveraro¹¹², I.M. Lofnes²¹, C. Loizides⁸⁸, S. Lokos¹⁰⁸, J. Lomker⁶⁰, P. Loncar³⁴, J.A. Lopez⁹⁵, X. Lopez¹²⁷, E. López Torres⁷, P. Lu^{98,120}, J.R. Luhder¹²⁶, M. Lunardon²⁸, G. Luparello⁵⁸, Y.G. Ma⁴⁰, M. Mager³³, A. Maire¹²⁹, M.V. Makariev³⁷, M. Malaev¹⁴¹, G. Malfattore²⁶, N.M. Malik⁹², Q.W. Malik²⁰, S.K. Malik⁹², L. Malinina^{1, VII, 142}, D. Mallick⁸¹, N. Mallick⁴⁹, G. Mandaglio^{31,54}, S.K. Mandal⁸⁰, V. Manko¹⁴¹, F. Manso¹²⁷, V. Manzari⁵¹, Y. Mao⁶, R.W. Marcjan², G.V. Margagliotti²⁴, A. Margotti⁵², A. Marín⁹⁸, C. Markert¹⁰⁹, P. Martinengo³³, M.I. Martínez⁴⁵, G. Martínez García¹⁰⁴, M.P.P. Martins¹¹¹, S. Masciocchi⁹⁸, M. Maserà²⁵, A. Masoni⁵³, L. Massacrier¹³¹, A. Mastroserio^{132,51}, O. Matonoha⁷⁶, S. Mattiazzo²⁸, P.F.T. Matuoka¹¹¹, A. Matyja¹⁰⁸, C. Mayer¹⁰⁸, A.L. Mazuecos³³, F. Mazzaschi²⁵, M. Mazzilli³³, J.E. Mdlhuli¹²³, A.F. Mechler⁶⁵, Y. Melikyan⁴⁴, A. Menchaca-Rocha⁶⁸, E. Meninno¹⁰³, A.S. Menon¹¹⁶, M. Meres¹³, S. Mhlanga^{115,69}, Y. Miake¹²⁵, L. Micheletti³³, L.C. Migliorin¹²⁸, D.L. Mihaylov⁹⁶, K. Mikhaylov^{142,141}, A.N. Mishra⁴⁷, D. Miśkowiec⁹⁸, A. Modak⁴, A.P. Mohanty⁶⁰, B. Mohanty⁸¹, M. Mohisin Khan^{VI, 16}, M.A. Molander⁴⁴, S. Monira¹³⁶, Z. Moravcova⁸⁴, C. Mordasini¹¹⁷, D.A. Moreira De Godoy¹²⁶, I. Morozov¹⁴¹, A. Morsch³³, T. Mrnjavac³³, V. Muccifora⁵⁰, S. Muhuri¹³⁵, J.D. Mulligan⁷⁵, A. Mulliri²³, M.G. Munhoz¹¹¹, R.H. Munzer⁶⁵, H. Murakami¹²⁴, S. Murray¹¹⁵, L. Musa³³, J. Musinsky⁶¹, J.W. Myrcha¹³⁶, B. Naik¹²³, A.I. Nambrath¹⁹, B.K. Nandi⁴⁸, R. Nania⁵², E. Nappi⁵¹, A.F. Nassirpour^{18,76}, A. Nath⁹⁵, C. Nattrass¹²², M.N. Naydenov³⁷, A. Neagu²⁰, A. Negru¹¹⁴, L. Nellen⁶⁶, R. Nepeivoda⁷⁶, S. Nese²⁰, G. Neskovic³⁹, B.S. Nielsen⁸⁴, E.G. Nielsen⁸⁴, S. Nikolaev¹⁴¹, S. Nikulin¹⁴¹, V. Nikulin¹⁴¹, F. Noferini⁵², S. Noh¹², P. Nomokonov¹⁴², J. Norman¹¹⁹, N. Novitzky¹²⁵, P. Nowakowski¹³⁶, A. Nyanin¹⁴¹, J. Nystrand²¹, M. Ogino⁷⁷, S. Oh¹⁸, A. Ohlson⁷⁶, V.A. Okorokov¹⁴¹, J. Oleniacz¹³⁶, A.C. Oliveira Da Silva¹²², M.H. Oliver¹³⁸, A. Onnerstad¹¹⁷, C. Oppedisano⁵⁷, A. Ortiz Velasquez⁶⁶, J. Otwinowski¹⁰⁸, M. Oya⁹³, K. Oyama⁷⁷, Y. Pachmayer⁹⁵, S. Padhan⁴⁸, D. Pagano^{134,56}, G. Paic⁶⁶, A. Palasciano⁵¹,

S. Panebianco ¹³⁰, H. Park ¹²⁵, H. Park ¹⁰⁵, J. Park ⁵⁹, J.E. Parkkila ³³, Y. Patley ⁴⁸, R.N. Patra ⁹²,
 B. Paul ²³, H. Pei ⁶, T. Peitzmann ⁶⁰, X. Peng ¹¹, M. Pennisi ²⁵, D. Peresunko ¹⁴¹, G.M. Perez ⁷,
 Y. Pestov ¹⁴¹, V. Petrov ¹⁴¹, M. Petrovici ⁴⁶, R.P. Pezzi ^{104,67}, S. Piano ⁵⁸, M. Pikna ¹³, P. Pillot ¹⁰⁴,
 O. Pinazza ^{52,33}, L. Pinsky ¹¹⁶, C. Pinto ⁹⁶, S. Pisano ⁵⁰, M. Płoskoń ⁷⁵, M. Planinic ⁹⁰, F. Pliquett ⁶⁵,
 M.G. Poghosyan ⁸⁸, B. Polichtchouk ¹⁴¹, S. Politano ³⁰, N. Poljak ⁹⁰, A. Pop ⁴⁶,
 S. Porteboeuf-Houssais ¹²⁷, V. Pozdniakov ¹⁴², I.Y. Pozos ⁴⁵, K.K. Pradhan ⁴⁹, S.K. Prasad ⁴,
 S. Prasad ⁴⁹, R. Preghenella ⁵², F. Prino ⁵⁷, C.A. Pruneau ¹³⁷, I. Pshenichnov ¹⁴¹, M. Puccio ³³,
 S. Pucillo ²⁵, Z. Pugelova ¹⁰⁷, S. Qiu ⁸⁵, L. Quaglia ²⁵, R.E. Quishpe ¹¹⁶, S. Ragoni ¹⁵,
 A. Rakotozafindrabe ¹³⁰, L. Ramello ^{133,57}, F. Rami ¹²⁹, S.A.R. Ramirez ⁴⁵, T.A. Rancien ⁷⁴, M. Rasa ²⁷,
 S.S. Räsänen ⁴⁴, R. Rath ⁵², M.P. Rauch ²¹, I. Ravasenga ⁸⁵, K.F. Read ^{88,122}, C. Reckziegel ¹¹³,
 A.R. Redelbach ³⁹, K. Redlich ^{VI,80}, C.A. Reetz ⁹⁸, A. Rehman ²¹, F. Reidt ³³, H.A. Reme-Ness ³⁵,
 Z. Rescakova ³⁸, K. Reygers ⁹⁵, A. Riabov ¹⁴¹, V. Riabov ¹⁴¹, R. Ricci ²⁹, M. Richter ²⁰,
 A.A. Riedel ⁹⁶, W. Riegler ³³, C. Ristea ⁶⁴, M.V. Rodriguez ³³, M. Rodríguez Cahuantzi ⁴⁵,
 K. Røed ²⁰, R. Rogalev ¹⁴¹, E. Rogochaya ¹⁴², T.S. Rogoschinski ⁶⁵, D. Rohr ³³, D. Röhrich ²¹,
 P.F. Rojas ⁴⁵, S. Rojas Torres ³⁶, P.S. Rokita ¹³⁶, G. Romanenko ¹⁴², F. Ronchetti ⁵⁰, A. Rosano ^{31,54},
 E.D. Rosas ⁶⁶, K. Roslon ¹³⁶, A. Rossi ⁵⁵, A. Roy ⁴⁹, S. Roy ⁴⁸, N. Rubini ²⁶, D. Ruggiano ¹³⁶,
 R. Rui ²⁴, P.G. Russek ², R. Russo ⁸⁵, A. Rustamov ⁸², E. Ryabinkin ¹⁴¹, Y. Ryabov ¹⁴¹,
 A. Rybicki ¹⁰⁸, H. Ryttonen ¹¹⁷, J. Ryu ¹⁷, W. Rzeska ¹³⁶, O.A.M. Saarimaki ⁴⁴, R. Sadek ¹⁰⁴,
 S. Sadhu ³², S. Sadovsky ¹⁴¹, J. Saetre ²¹, K. Šafařík ³⁶, P. Saha ⁴², S.K. Saha ⁴, S. Saha ⁸¹,
 B. Sahoo ⁴⁸, B. Sahoo ⁴⁹, R. Sahoo ⁴⁹, S. Sahoo ⁶², D. Sahu ⁴⁹, P.K. Sahu ⁶², J. Saini ¹³⁵,
 K. Sajdakova ³⁸, S. Sakai ¹²⁵, M.P. Salvan ⁹⁸, S. Sambyal ⁹², D. Samitz ¹⁰³, I. Sanna ^{33,96},
 T.B. Saramela ¹¹¹, D. Sarkar ¹³⁷, N. Sarkar ¹³⁵, P. Sarma ⁴², V. Sarritzu ²³, V.M. Sarti ⁹⁶, M.H.P. Sas ¹³⁸,
 J. Schambach ⁸⁸, H.S. Scheid ⁶⁵, C. Schiaua ⁴⁶, R. Schicker ⁹⁵, A. Schmah ⁹⁵, C. Schmidt ⁹⁸,
 H.R. Schmidt ⁹⁴, M.O. Schmidt ³³, M. Schmidt ⁹⁴, N.V. Schmidt ⁸⁸, A.R. Schmier ¹²², R. Schotter ¹²⁹,
 A. Schröter ³⁹, J. Schukraft ³³, K. Schweda ⁹⁸, G. Scioli ²⁶, E. Scomparin ⁵⁷, J.E. Seger ¹⁵,
 Y. Sekiguchi ¹²⁴, D. Sekihata ¹²⁴, M. Selina ⁸⁵, I. Selyuzhenkov ⁹⁸, S. Senyukov ¹²⁹, J.J. Seo ^{95,59},
 D. Serebryakov ¹⁴¹, L. Šerkšnytė ⁹⁶, A. Sevcenco ⁶⁴, T.J. Shaba ⁶⁹, A. Shabetai ¹⁰⁴, R. Shahoyan ³³,
 A. Shangaraev ¹⁴¹, A. Sharma ⁹¹, B. Sharma ⁹², D. Sharma ⁴⁸, H. Sharma ^{55,108}, M. Sharma ⁹²,
 S. Sharma ⁷⁷, S. Sharma ⁹², U. Sharma ⁹², A. Shatat ¹³¹, O. Sheibani ¹¹⁶, K. Shigaki ⁹³,
 M. Shimomura ⁷⁸, J. Shin ¹², S. Shirinkin ¹⁴¹, Q. Shou ⁴⁰, Y. Sibirjak ¹⁴¹, S. Siddhanta ⁵³,
 T. Siemiarczuk ⁸⁰, T.F. Silva ¹¹¹, D. Silvermyr ⁷⁶, T. Simantathammakul ¹⁰⁶, R. Simeonov ³⁷, B. Singh ⁹²,
 B. Singh ⁹⁶, K. Singh ⁴⁹, R. Singh ⁸¹, R. Singh ⁹², R. Singh ⁴⁹, S. Singh ¹⁶, V.K. Singh ¹³⁵,
 V. Singhal ¹³⁵, T. Sinha ¹⁰⁰, B. Sitar ¹³, M. Sitta ^{133,57}, T.B. Skaali ²⁰, G. Skorodumovs ⁹⁵,
 M. Slupecki ⁴⁴, N. Smirnov ¹³⁸, R.J.M. Snellings ⁶⁰, E.H. Solheim ²⁰, J. Song ¹¹⁶, A. Songmoonak ¹⁰⁶,
 C. Sonnabend ^{33,98}, F. Soramel ²⁸, A.B. Soto-hernandez ⁸⁹, R. Spijkers ⁸⁵, I. Sputowska ¹⁰⁸, J. Staa ⁷⁶,
 J. Stachel ⁹⁵, I. Stan ⁶⁴, P.J. Steffanic ¹²², S.F. Stiefelmaier ⁹⁵, D. Stocco ¹⁰⁴, I. Storehaug ²⁰,
 P. Stratmann ¹²⁶, S. Strazzi ²⁶, C.P. Stylianidis ⁸⁵, A.A.P. Suaide ¹¹¹, C. Suire ¹³¹, M. Sukhanov ¹⁴¹,
 M. Suljic ³³, R. Sultanov ¹⁴¹, V. Sumberia ⁹², S. Sumowidagdo ⁸³, S. Swain ⁶², I. Szarka ¹³,
 M. Szymkowski ¹³⁶, S.F. Taghavi ⁹⁶, G. Taillepied ⁹⁸, J. Takahashi ¹¹², G.J. Tambave ⁸¹, S. Tang ⁶,
 Z. Tang ¹²⁰, J.D. Tapia Takaki ¹¹⁸, N. Tapus ¹¹⁴, L.A. Tarasovicova ¹²⁶, M.G. Tarzila ⁴⁶, G.F. Tassielli ³²,
 A. Tauro ³³, G. Tejada Muñoz ⁴⁵, A. Telesca ³³, L. Terlizzi ²⁵, C. Terrevoli ¹¹⁶, S. Thakur ⁴,
 D. Thomas ¹⁰⁹, A. Tikhonov ¹⁴¹, A.R. Timmins ¹¹⁶, M. Tkacik ¹⁰⁷, T. Tkacik ¹⁰⁷, A. Toia ⁶⁵,
 R. Tokumoto ⁹³, K. Tomohiro ⁹³, N. Topilskaya ¹⁴¹, M. Toppi ⁵⁰, T. Tork ¹³¹, V.V. Torres ¹⁰⁴,
 A.G. Torres Ramos ³², A. Trifiró ^{31,54}, A.S. Triolo ^{33,31,54}, S. Tripathy ⁵², T. Tripathy ⁴⁸, S. Trogolo ³³,
 V. Trubnikov ³, W.H. Trzaska ¹¹⁷, T.P. Trzcinski ¹³⁶, A. Tumkin ¹⁴¹, R. Turrisi ⁵⁵, T.S. Tveter ²⁰,
 K. Ullaland ²¹, B. Ulukutlu ⁹⁶, A. Uras ¹²⁸, M. Urioni ^{56,134}, G.L. Usai ²³, M. Vala ³⁸, N. Valle ²²,
 L.V.R. van Doremalen ⁶⁰, M. van Leeuwen ⁸⁵, C.A. van Veen ⁹⁵, R.J.G. van Weelden ⁸⁵, P. Vande
 Vyvre ³³, D. Varga ⁴⁷, Z. Varga ⁴⁷, M. Vasileiou ⁷⁹, A. Vasiliev ¹⁴¹, O. Vázquez Doce ⁵⁰, O. Vazquez
 Rueda ¹¹⁶, V. Vechernin ¹⁴¹, E. Vercellin ²⁵, S. Vergara Limón ⁴⁵, R. Verma ⁴⁸, L. Vermunt ⁹⁸,
 R. Vértesi ⁴⁷, M. Verweij ⁶⁰, L. Vickovic ³⁴, Z. Vilakazi ¹²³, O. Villalobos Baillie ¹⁰¹, A. Villani ²⁴,
 G. Vino ⁵¹, A. Vinogradov ¹⁴¹, T. Virgili ²⁹, M.M.O. Virta ¹¹⁷, V. Vislavicius ⁷⁶, A. Vodopyanov ¹⁴²,
 B. Volkel ³³, M.A. Völkl ⁹⁵, K. Voloshin ¹⁴¹, S.A. Voloshin ¹³⁷, G. Volpe ³², B. von Haller ³³,
 I. Vorobyev ⁹⁶, N. Vozniuk ¹⁴¹, J. Vrláková ³⁸, J. Wan ⁴⁰, C. Wang ⁴⁰, D. Wang ⁴⁰, Y. Wang ⁴⁰,
 Y. Wang ⁶, A. Wegrzynek ³³, F.T. Weiglhofer ³⁹, S.C. Wenzel ³³, J.P. Wessels ¹²⁶, J. Wiechula ⁶⁵,
 J. Wikne ²⁰, G. Wilk ⁸⁰, J. Wilkinson ⁹⁸, G.A. Willems ¹²⁶, B. Windelband ⁹⁵, M. Winn ¹³⁰,
 J.R. Wright ¹⁰⁹, W. Wu ⁴⁰, Y. Wu ¹²⁰, R. Xu ⁶, A. Yadav ⁴³, A.K. Yadav ¹³⁵, S. Yalcin ⁷³,

Y. Yamaguchi ⁹³, S. Yang²¹, S. Yano ⁹³, Z. Yin ⁶, I.-K. Yoo ¹⁷, J.H. Yoon ⁵⁹, H. Yu¹², S. Yuan²¹, A. Yuncu ⁹⁵, V. Zaccolo ²⁴, C. Zampolli ³³, F. Zanone ⁹⁵, N. Zardoshti ³³, A. Zarochentsev ¹⁴¹, P. Závada ⁶³, N. Zaviyalov¹⁴¹, M. Zhalov ¹⁴¹, B. Zhang ⁶, C. Zhang ¹³⁰, L. Zhang ⁴⁰, S. Zhang ⁴⁰, X. Zhang ⁶, Y. Zhang¹²⁰, Z. Zhang ⁶, M. Zhao ¹⁰, V. Zherebchevskii ¹⁴¹, Y. Zhi¹⁰, D. Zhou ⁶, Y. Zhou ⁸⁴, J. Zhu ^{98,6}, Y. Zhu⁶, S.C. Zugravel ⁵⁷, N. Zurlo ^{134,56}

Affiliation Notes

^I Deceased

^{II} Also at: Max-Planck-Institut für Physik, Munich, Germany

^{III} Also at: Italian National Agency for New Technologies, Energy and Sustainable Economic Development (ENEA), Bologna, Italy

^{IV} Also at: Dipartimento DET del Politecnico di Torino, Turin, Italy

^V Also at: Department of Applied Physics, Aligarh Muslim University, Aligarh, India

^{VI} Also at: Institute of Theoretical Physics, University of Wrocław, Poland

^{VII} Also at: An institution covered by a cooperation agreement with CERN

Collaboration Institutes

¹ A.I. Alikhanyan National Science Laboratory (Yerevan Physics Institute) Foundation, Yerevan, Armenia

² AGH University of Krakow, Cracow, Poland

³ Bogolyubov Institute for Theoretical Physics, National Academy of Sciences of Ukraine, Kiev, Ukraine

⁴ Bose Institute, Department of Physics and Centre for Astroparticle Physics and Space Science (CAPSS), Kolkata, India

⁵ California Polytechnic State University, San Luis Obispo, California, United States

⁶ Central China Normal University, Wuhan, China

⁷ Centro de Aplicaciones Tecnológicas y Desarrollo Nuclear (CEADEN), Havana, Cuba

⁸ Centro de Investigación y de Estudios Avanzados (CINVESTAV), Mexico City and Mérida, Mexico

⁹ Chicago State University, Chicago, Illinois, United States

¹⁰ China Institute of Atomic Energy, Beijing, China

¹¹ China University of Geosciences, Wuhan, China

¹² Chungbuk National University, Cheongju, Republic of Korea

¹³ Comenius University Bratislava, Faculty of Mathematics, Physics and Informatics, Bratislava, Slovak Republic

¹⁴ COMSATS University Islamabad, Islamabad, Pakistan

¹⁵ Creighton University, Omaha, Nebraska, United States

¹⁶ Department of Physics, Aligarh Muslim University, Aligarh, India

¹⁷ Department of Physics, Pusan National University, Pusan, Republic of Korea

¹⁸ Department of Physics, Sejong University, Seoul, Republic of Korea

¹⁹ Department of Physics, University of California, Berkeley, California, United States

²⁰ Department of Physics, University of Oslo, Oslo, Norway

²¹ Department of Physics and Technology, University of Bergen, Bergen, Norway

²² Dipartimento di Fisica, Università di Pavia, Pavia, Italy

²³ Dipartimento di Fisica dell'Università and Sezione INFN, Cagliari, Italy

²⁴ Dipartimento di Fisica dell'Università and Sezione INFN, Trieste, Italy

²⁵ Dipartimento di Fisica dell'Università and Sezione INFN, Turin, Italy

²⁶ Dipartimento di Fisica e Astronomia dell'Università and Sezione INFN, Bologna, Italy

²⁷ Dipartimento di Fisica e Astronomia dell'Università and Sezione INFN, Catania, Italy

²⁸ Dipartimento di Fisica e Astronomia dell'Università and Sezione INFN, Padova, Italy

²⁹ Dipartimento di Fisica 'E.R. Caianiello' dell'Università and Gruppo Collegato INFN, Salerno, Italy

³⁰ Dipartimento DISAT del Politecnico and Sezione INFN, Turin, Italy

³¹ Dipartimento di Scienze MIFT, Università di Messina, Messina, Italy

³² Dipartimento Interateneo di Fisica 'M. Merlin' and Sezione INFN, Bari, Italy

³³ European Organization for Nuclear Research (CERN), Geneva, Switzerland

³⁴ Faculty of Electrical Engineering, Mechanical Engineering and Naval Architecture, University of Split, Split, Croatia

³⁵ Faculty of Engineering and Science, Western Norway University of Applied Sciences, Bergen, Norway

- ³⁶ Faculty of Nuclear Sciences and Physical Engineering, Czech Technical University in Prague, Prague, Czech Republic
- ³⁷ Faculty of Physics, Sofia University, Sofia, Bulgaria
- ³⁸ Faculty of Science, P.J. Šafárik University, Košice, Slovak Republic
- ³⁹ Frankfurt Institute for Advanced Studies, Johann Wolfgang Goethe-Universität Frankfurt, Frankfurt, Germany
- ⁴⁰ Fudan University, Shanghai, China
- ⁴¹ Gangneung-Wonju National University, Gangneung, Republic of Korea
- ⁴² Gauhati University, Department of Physics, Guwahati, India
- ⁴³ Helmholtz-Institut für Strahlen- und Kernphysik, Rheinische Friedrich-Wilhelms-Universität Bonn, Bonn, Germany
- ⁴⁴ Helsinki Institute of Physics (HIP), Helsinki, Finland
- ⁴⁵ High Energy Physics Group, Universidad Autónoma de Puebla, Puebla, Mexico
- ⁴⁶ Horia Hulubei National Institute of Physics and Nuclear Engineering, Bucharest, Romania
- ⁴⁷ HUN-REN Wigner Research Centre for Physics, Budapest, Hungary
- ⁴⁸ Indian Institute of Technology Bombay (IIT), Mumbai, India
- ⁴⁹ Indian Institute of Technology Indore, Indore, India
- ⁵⁰ INFN, Laboratori Nazionali di Frascati, Frascati, Italy
- ⁵¹ INFN, Sezione di Bari, Bari, Italy
- ⁵² INFN, Sezione di Bologna, Bologna, Italy
- ⁵³ INFN, Sezione di Cagliari, Cagliari, Italy
- ⁵⁴ INFN, Sezione di Catania, Catania, Italy
- ⁵⁵ INFN, Sezione di Padova, Padova, Italy
- ⁵⁶ INFN, Sezione di Pavia, Pavia, Italy
- ⁵⁷ INFN, Sezione di Torino, Turin, Italy
- ⁵⁸ INFN, Sezione di Trieste, Trieste, Italy
- ⁵⁹ Inha University, Incheon, Republic of Korea
- ⁶⁰ Institute for Gravitational and Subatomic Physics (GRASP), Utrecht University/Nikhef, Utrecht, Netherlands
- ⁶¹ Institute of Experimental Physics, Slovak Academy of Sciences, Košice, Slovak Republic
- ⁶² Institute of Physics, Homi Bhabha National Institute, Bhubaneswar, India
- ⁶³ Institute of Physics of the Czech Academy of Sciences, Prague, Czech Republic
- ⁶⁴ Institute of Space Science (ISS), Bucharest, Romania
- ⁶⁵ Institut für Kernphysik, Johann Wolfgang Goethe-Universität Frankfurt, Frankfurt, Germany
- ⁶⁶ Instituto de Ciencias Nucleares, Universidad Nacional Autónoma de México, Mexico City, Mexico
- ⁶⁷ Instituto de Física, Universidade Federal do Rio Grande do Sul (UFRGS), Porto Alegre, Brazil
- ⁶⁸ Instituto de Física, Universidad Nacional Autónoma de México, Mexico City, Mexico
- ⁶⁹ iThemba LABS, National Research Foundation, Somerset West, South Africa
- ⁷⁰ Jeonbuk National University, Jeonju, Republic of Korea
- ⁷¹ Johann-Wolfgang-Goethe Universität Frankfurt Institut für Informatik, Fachbereich Informatik und Mathematik, Frankfurt, Germany
- ⁷² Korea Institute of Science and Technology Information, Daejeon, Republic of Korea
- ⁷³ KTO Karatay University, Konya, Turkey
- ⁷⁴ Laboratoire de Physique Subatomique et de Cosmologie, Université Grenoble-Alpes, CNRS-IN2P3, Grenoble, France
- ⁷⁵ Lawrence Berkeley National Laboratory, Berkeley, California, United States
- ⁷⁶ Lund University Department of Physics, Division of Particle Physics, Lund, Sweden
- ⁷⁷ Nagasaki Institute of Applied Science, Nagasaki, Japan
- ⁷⁸ Nara Women's University (NWU), Nara, Japan
- ⁷⁹ National and Kapodistrian University of Athens, School of Science, Department of Physics, Athens, Greece
- ⁸⁰ National Centre for Nuclear Research, Warsaw, Poland
- ⁸¹ National Institute of Science Education and Research, Homi Bhabha National Institute, Jatni, India
- ⁸² National Nuclear Research Center, Baku, Azerbaijan
- ⁸³ National Research and Innovation Agency - BRIN, Jakarta, Indonesia
- ⁸⁴ Niels Bohr Institute, University of Copenhagen, Copenhagen, Denmark
- ⁸⁵ Nikhef, National institute for subatomic physics, Amsterdam, Netherlands
- ⁸⁶ Nuclear Physics Group, STFC Daresbury Laboratory, Daresbury, United Kingdom
- ⁸⁷ Nuclear Physics Institute of the Czech Academy of Sciences, Husinec-Řež, Czech Republic

- ⁸⁸ Oak Ridge National Laboratory, Oak Ridge, Tennessee, United States
⁸⁹ Ohio State University, Columbus, Ohio, United States
⁹⁰ Physics department, Faculty of science, University of Zagreb, Zagreb, Croatia
⁹¹ Physics Department, Panjab University, Chandigarh, India
⁹² Physics Department, University of Jammu, Jammu, India
⁹³ Physics Program and International Institute for Sustainability with Knotted Chiral Meta Matter (SKCM2), Hiroshima University, Hiroshima, Japan
⁹⁴ Physikalisches Institut, Eberhard-Karls-Universität Tübingen, Tübingen, Germany
⁹⁵ Physikalisches Institut, Ruprecht-Karls-Universität Heidelberg, Heidelberg, Germany
⁹⁶ Physik Department, Technische Universität München, Munich, Germany
⁹⁷ Politecnico di Bari and Sezione INFN, Bari, Italy
⁹⁸ Research Division and ExtreMe Matter Institute EMMI, GSI Helmholtzzentrum für Schwerionenforschung GmbH, Darmstadt, Germany
⁹⁹ Saga University, Saga, Japan
¹⁰⁰ Saha Institute of Nuclear Physics, Homi Bhabha National Institute, Kolkata, India
¹⁰¹ School of Physics and Astronomy, University of Birmingham, Birmingham, United Kingdom
¹⁰² Sección Física, Departamento de Ciencias, Pontificia Universidad Católica del Perú, Lima, Peru
¹⁰³ Stefan Meyer Institut für Subatomare Physik (SMI), Vienna, Austria
¹⁰⁴ SUBATECH, IMT Atlantique, Nantes Université, CNRS-IN2P3, Nantes, France
¹⁰⁵ Sungkyunkwan University, Suwon City, Republic of Korea
¹⁰⁶ Suranaree University of Technology, Nakhon Ratchasima, Thailand
¹⁰⁷ Technical University of Košice, Košice, Slovak Republic
¹⁰⁸ The Henryk Niewodniczanski Institute of Nuclear Physics, Polish Academy of Sciences, Cracow, Poland
¹⁰⁹ The University of Texas at Austin, Austin, Texas, United States
¹¹⁰ Universidad Autónoma de Sinaloa, Culiacán, Mexico
¹¹¹ Universidade de São Paulo (USP), São Paulo, Brazil
¹¹² Universidade Estadual de Campinas (UNICAMP), Campinas, Brazil
¹¹³ Universidade Federal do ABC, Santo Andre, Brazil
¹¹⁴ Universitatea Nationala de Stiinta si Tehnologie Politehnica Bucuresti, Bucharest, Romania
¹¹⁵ University of Cape Town, Cape Town, South Africa
¹¹⁶ University of Houston, Houston, Texas, United States
¹¹⁷ University of Jyväskylä, Jyväskylä, Finland
¹¹⁸ University of Kansas, Lawrence, Kansas, United States
¹¹⁹ University of Liverpool, Liverpool, United Kingdom
¹²⁰ University of Science and Technology of China, Hefei, China
¹²¹ University of South-Eastern Norway, Kongsberg, Norway
¹²² University of Tennessee, Knoxville, Tennessee, United States
¹²³ University of the Witwatersrand, Johannesburg, South Africa
¹²⁴ University of Tokyo, Tokyo, Japan
¹²⁵ University of Tsukuba, Tsukuba, Japan
¹²⁶ Universität Münster, Institut für Kernphysik, Münster, Germany
¹²⁷ Université Clermont Auvergne, CNRS/IN2P3, LPC, Clermont-Ferrand, France
¹²⁸ Université de Lyon, CNRS/IN2P3, Institut de Physique des 2 Infinis de Lyon, Lyon, France
¹²⁹ Université de Strasbourg, CNRS, IPHC UMR 7178, F-67000 Strasbourg, France, Strasbourg, France
¹³⁰ Université Paris-Saclay, Centre d'Etudes de Saclay (CEA), IRFU, Département de Physique Nucléaire (DPhN), Saclay, France
¹³¹ Université Paris-Saclay, CNRS/IN2P3, IJCLab, Orsay, France
¹³² Università degli Studi di Foggia, Foggia, Italy
¹³³ Università del Piemonte Orientale, Vercelli, Italy
¹³⁴ Università di Brescia, Brescia, Italy
¹³⁵ Variable Energy Cyclotron Centre, Homi Bhabha National Institute, Kolkata, India
¹³⁶ Warsaw University of Technology, Warsaw, Poland
¹³⁷ Wayne State University, Detroit, Michigan, United States
¹³⁸ Yale University, New Haven, Connecticut, United States
¹³⁹ Yonsei University, Seoul, Republic of Korea
¹⁴⁰ Zentrum für Technologie und Transfer (ZTT), Worms, Germany

¹⁴¹ Affiliated with an institute covered by a cooperation agreement with CERN

¹⁴² Affiliated with an international laboratory covered by a cooperation agreement with CERN.