

Photoluminescent cooling with incoherent light

Sushrut Ghonge,^{1,*} Masaru Kuno,^{1,2} and Boldizsár Jankó^{1,†}

¹*Department of Physics and Astronomy, University of Notre Dame, Notre Dame, Indiana 46556, USA*

²*Department of Chemistry and Biochemistry, University of Notre Dame, Notre Dame, Indiana 46556, USA*

Optical refrigeration using anti-Stokes photoluminescence is now well established, especially for rare-earth-doped solids where cooling to cryogenic temperatures has recently been achieved. The cooling efficiency of optical refrigeration is constrained by the requirement that the increase in entropy of the photon field must be greater than the decrease in entropy of the sample. Laser radiation has been used in all demonstrated cases of optical refrigeration with the intention of minimizing the entropy of the absorbed photons. Here, we show that as long as the incident radiation is unidirectional, the loss of coherence does not significantly affect the cooling efficiency. Using a general formulation of radiation entropy as the von Neumann entropy of the photon field, we show how the cooling efficiency depends on the properties of the light source such as wavelength, coherence, and directionality. Our results suggest that the laws of thermodynamics permit optical cooling of materials with incoherent sources such as light emitting diodes and filtered sunlight almost as efficiently as with lasers. Our findings have significant and immediate implications for design of compact, all-solid-state devices cooled via optical refrigeration.

Laser cooling of atomic gases has proven to be a successful method of achieving ultralow temperatures [1–3] and symmetry broken condensed phases [4] such as Bose-Einstein condensates. While cooling semiconductors remains elusive [5–7], rare-earth-doped solids have been cooled from room temperature to < 100 K using laser cooling [8–11]. In this Letter, we theoretically study if coherent light sources like lasers are necessary for optical cooling, and how much cooling, if any, can be achieved with incoherent sources like Light Emitting Diodes (LEDs) and filtered thermal radiation.

Anti-Stokes photoluminescence (ASPL), a process where a material emits higher energy photons than it absorbed, underlies laser cooling. The energy difference between absorbed and emitted photons, known as detuning, is supplied by heat from the sample. Therefore, ASPL can be used to cool a material. In laser cooling, photons act as the “working fluid” of the optical refrigerator, converting heat from the material into emitted photons. Experimentally, rare-earth doped solids have been laser cooled to < 100 K from room temperature using ASPL, for example by exploiting the transitions between the $^2F_{5/2}$ and $^2F_{7/2}$ manifolds in Yb^{3+} [8–11].

The second law of thermodynamics requires that the increase in entropy of photons must be more than the decrease in entropy of the sample being cooled, thus imposing constraints on the cooling efficiency. This fact has been used to derive thermodynamic constraints on cooling efficiency by various authors [12–17]. Their calculations rely on the fact that the photoluminescent emission has a larger bandwidth and is less unidirectional than the incident radiation. However, all such calculations have used the classical equilibrium formulation of radiation entropy, which is not applicable to nonclassical light sources or nonequilibrium states of the photon field. Expressing the radiation entropy as the von Neumann entropy of the photon field enables us to study classical and non-classical light sources.

Recent experiments on optical cooling by controlling the chemical potential of photons [18–20] and electroluminescence [21–23] as well as theoretical efforts addressing optomechanical cooling [24] and electron pumping [25] led us to question whether coherence is necessary in ASPL-based optical cooling. In this Letter, we show that so long as the radiation remains unidirectional, loss of coherence does not significantly affect the cooling efficiency. This means that even filtered sunlight can optically cool materials almost as efficiently as lasers. Low intensity sources yield a greater cooling efficiency than divergent and/or high intensity sources with the same absorbed power.

Theory – We model the sample as a collection of photoluminescent emitters with three or more energy levels. In the ASPL process, an incident photon excites the emitter from the ground state to an intermediate state. The emitter then either relaxes to the ground state, or gains thermal energy to reach the excited state before relaxing to the ground state. The energy difference between the intermediate and excited states is called detuning, and is denoted by ΔE . The external quantum efficiency η_{ext} is defined as the ratio of the number of emitted photons to the number of absorbed photons. η_{ext} is therefore the ratio of the radiative relaxation rate to the total relaxation rate, and $\eta_{\text{ext}} < 1$ indicates the presence of non-radiative relaxation processes in the sample. The ASPL efficiency η_{ASPL} is defined as the fraction of absorbed photons emitted as high frequency photons. The cooling efficiency η_c is the ratio of the cooling power to the absorbed power.

If S_i , S_a , and S_u are the entropies of the absorbed, anti-Stokes shifted, and unshifted photons (that is, photons emitted at the same wavelength as the incident photons), respectively, and \bar{Q} is the heat removed from the sample, then the second law of thermodynamics states that

$$S_a + S_u - S_i - \bar{Q}/k_B T \geq 0. \quad (1)$$

Since we are interested in the steady state cooling efficiency, all entropy and heat changes can be calculated for an arbitrary time interval, which we choose to be the ASPL lifetime τ . In steady state, the sample reaches a balance between heat inflow from the environment and heat removal with ASPL, assuming that the environment remains at 300 K. With ν_i and ν_a being the mean frequencies of incident and anti-Stokes shifted photons, respectively, and \bar{n} being the mean number of incident photons in one ASPL lifetime,

$$\bar{Q} = h\bar{n}[\eta_{\text{ASPL}}\eta_{\text{ext}}(\nu_a - \nu_i) - (1 - \eta_{\text{ext}})\nu_i]. \quad (2)$$

This equation provides the maximum value of η_{ASPL} that satisfies the second law (Eq. 1). \bar{n} is related to the absorbed power P , the ASPL lifetime τ , and ν_i as $\bar{n} = P\tau/h\nu_i$. The associated cooling efficiency ($\eta_c = \bar{Q}/\bar{n}h\nu_i$) is

$$\eta_c = \eta_{\text{ext}}\eta_{\text{ASPL}}\Delta E/h\nu_i - (1 - \eta_{\text{ext}}). \quad (3)$$

The entropy of photons (S_i , S_a and S_u) from various sources is the von Neumann entropy of the photon field, $S = -k_B \text{Tr}\{\hat{\rho} \log(\hat{\rho})\}$, where $\hat{\rho}$ is the state of the photon field. This formulation differs from the classical formulations of Landau, Mungan, and others [14–16, 26] in that the radiation needs to be coherent to have zero entropy. Fock states (occurring in optical cavities), coherent states, and their coherent superpositions are pure states. Thus, their von Neumann entropy is zero. For most lasers, $\hat{\rho}$ is diagonal [27, 28], so that $S = \sum_n \rho_{nn} \log(\rho_{nn})$.

The entropy of a single mode of radiation at thermal equilibrium S_B is the entropy function for bosons in a single mode [29, 30], $S_B(\bar{n}) = k_B[(\bar{n} + 1) \log(\bar{n} + 1) - \bar{n} \log(\bar{n})]$. The same expression is also valid for any non-equilibrium distribution for which $P(n) \propto q^n$ for any real number q [31].

A single mode ideal laser is represented in the Sudarshan-Glauber P-representation [32–34] by $\mathcal{P}(\alpha) = \frac{1}{2\pi|\alpha|} \delta(|\alpha| - |\beta|)$ [28], where $\mathcal{P}(\alpha)$ is a quasiprobability distribution over coherent states with eigenvalues α . This is equivalent to a density operator $\hat{\rho} = \sum_n |n\rangle \langle n| \frac{e^{-\bar{n}}}{n!} |\beta|^{2n}$, corresponding to a Poisson distribution over number eigenstates with $\bar{n} = |\beta|^2$. Using the entropy of the Poisson distribution [35], we find the entropy of each mode of a laser (S_L) to be

$$S_L = k_B \left\{ \bar{n}[1 - \log(\bar{n})] + e^{-\bar{n}} \sum_{m=0}^{\infty} \frac{\bar{n}^m \log(m!)}{m!} \right\}. \quad (4)$$

For a partially coherent source, the von Neumann entropy must be evaluated numerically from the density operator. However, one can also derive analytical expressions by assuming that different photon modes are independent of each other. Under this assumption, the total entropy is the sum of the entropies of all the modes, weighted by their occupation numbers. Beam angular

divergences and cross sectional areas are assumed in the absence of any lenses or mirrors. This is because they change the angular divergence of beams, thus changing the occupations of different modes of the photon field. This is further demonstrated by the fact that when a parallel beam passes through a convex lens, the photon's wavevector \vec{k} is completely determined by position, making the assumption of uncorrelated modes invalid. Even then, ideal lenses and mirrors are passive devices that do not change the entropy of the photon field, and hence do not affect the cooling efficiency.

The density of states of photons with an absolute wavevector k and in a solid angle $d\Omega$ is $g(k, \Omega) = 2k^2 dk d\Omega$, where $k = 2\pi\nu/c$. In general, the total number of states of the photon field in a volume, V , is the integral of the density of states, which for isotropic and nearly monochromatic radiation gives $N(k) = 8\pi k^2 (\Delta k) V$. V is the product of the beam cross section area, A , and the length, $c\tau$, associated with the ASPL lifetime (τ), where c is the speed of light. Therefore, the entropy of isotropic, filtered thermal radiation with a cross section area A and mean photon number \bar{n} is $S_T = (8\pi k^2) S_B(\bar{n}) A(c\tau)(\Delta k)$.

The line-broadening of absorption and emission is related to τ through the Wigner-Weisskopf linewidth-lifetime relation (shown to be valid even in the case of dissipative peak broadening by Stedman [36]) as $(\Delta\nu)\tau = (c\Delta k)(\tau) = 1$. This simplifies the expression for S_T to $(8\pi k^2 A) S_B(\bar{n})$. If the photons are confined to a solid angle Ω , $N(k)dk = 2\Omega k^2 dk V$ and $S_T = 2\Omega k^2 S_B(\bar{n})$.

A Gaussian laser beam in the diffraction limit satisfies $\Delta\theta = 2/kR$, where $\Delta\theta$ is the beam divergence, R is the radius of the beam spot and $k = |\vec{k}|$. Using this, the entropy of a Gaussian laser beam (S_G) is,

$$S_G = 2k^2 A \sin^2(\Delta\theta) S_L(\bar{n}) = 8\pi S_L(\bar{n}). \quad (5)$$

We substitute these expressions for the entropy of different light sources into Eq. 1 to obtain η_{ASPL} for various beam divergences and diameters, mean emission frequencies, and sample external quantum efficiencies. We subsequently obtain η_c using Eq. 3.

Results – While our results are applicable to any material, we specifically apply our theory to Yb:LiYF₄, which has been laser-cooled to cryogenic temperatures [9–11], and for which all the parameters necessary for our theoretical modelling have been experimentally determined and reported. We use the mean ASPL emission energy (1.25 eV), absorbed power (3.5 W), beam radius (150 μm), external quantum efficiency ($\eta_{\text{ext}} = 0.995$), and absorption linewidth (20 meV) reported by Seletskiy *et al.* [9]. We further show the dependence of η_c on the mean ASPL emission energy, beam radius, solid angle subtended by the source, and η_{ext} .

Figure 1 shows η_c for different sources and frequencies of incident photons. Evident is that η_c , for a perfectly coherent source, a Gaussian laser beam, or filtered

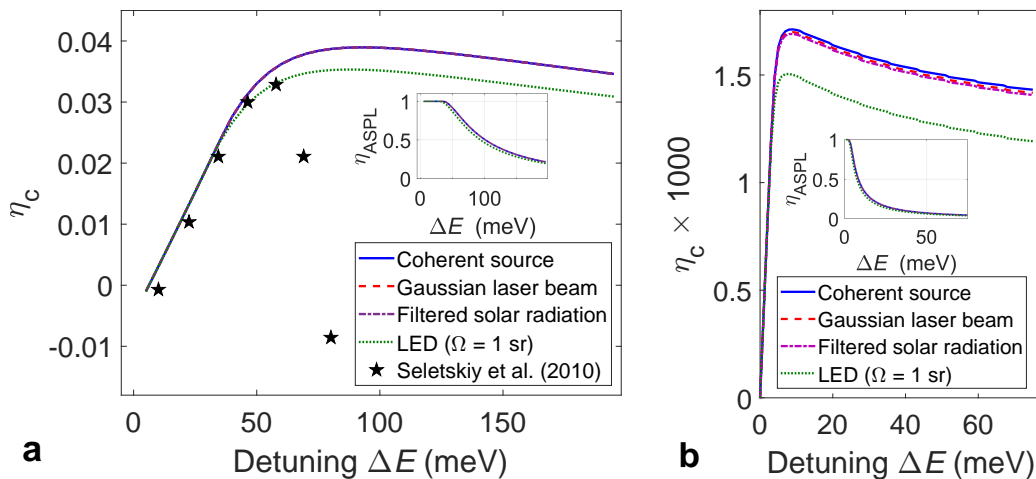


FIG. 1. (a) Comparison of the maximum possible cooling efficiency (lines) and the cooling efficiency observed by Seletskiy *et al.* [9] (pentagrams) for different detunings and sources of incident radiation. All parameters are as reported by Seletskiy *et al.* [9], which corresponds to an intensity of 50 W/mm^2 . (b) Maximum cooling efficiency when the mean ASPL emission energy is 2.5 eV , $\eta_{\text{ext}} = 1$, beam radius is $1 \mu\text{m}$, and the absorbed power is $\approx 0.2 \text{ W}$. The insets in both panels show the maximum ASPL efficiency for the same parameters.

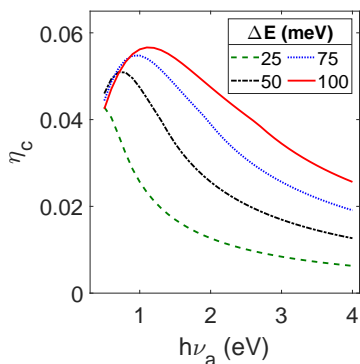


FIG. 2. Dependence of η_c on the ASPL energy $h\nu_a$ and detuning for a laser source. The photon flux is $6.84 \times 10^4 \text{ photons}/\mu\text{m}^2\text{ns}$ (corresponding to an intensity of 13.1 W/mm^2 when the absorbed photon energy is 1.2 eV , and an absorbed power of 0.93 W for a beam radius of $150 \mu\text{m}$), and $\eta_{\text{ext}} = 1$.

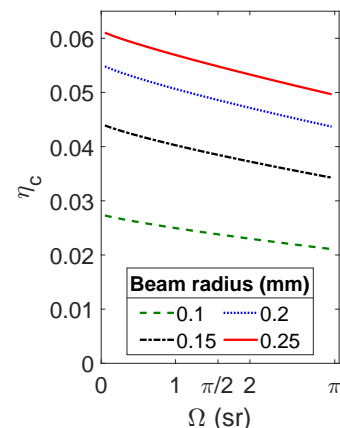


FIG. 3. Dependence of η_c on the solid angle Ω subtended by the source on the sample for different beam radii. The mean ASPL emission energy is 1.25 eV , $\Delta E = 75 \text{ meV}$, and $\eta_{\text{ext}} = 1$. The absorbed power is 2.7 W , corresponding to a source intensity of 13.9 W/mm^2 when the beam radius is 0.25 mm .

far-field thermal radiation, are nearly equal. This is because the contribution of decoherence to the total photon entropy is much less than that of increase in the frequency and solid angle of emission. **Figure 1 (a)** shows that our theoretical predictions are consistent with the cooling efficiency observed by Seletskiy *et al.* [9] for $\Delta E < 60 \text{ meV}$. For larger ΔE , the observed cooling efficiency is much less than the maximum theoretically allowed efficiency and η_c decreases with increasing ΔE . These observations are equivalently explained by two different lines of reasoning.

First, the inset of **Fig. 1 (a)** shows that as the detuning increases, η_{ASPL} is constant for small ΔE . As ΔE increases, each emitted photon removes more heat from

the sample, thus explaining the nearly linear behavior of η_c in this regime. For large ΔE , as ΔE increases, the probability that an electron gains enough energy from heat to transition from the intermediate state to the excited state decreases, as indicated by the decreasing η_{ASPL} . Thus, the cooling efficiency peaks and decreases with increasing ΔE .

We arrive at the same conclusion by considering only photon entropy. For the same entropy of absorbed photons, Eqs. 1 and 2 imply that η_{ASPL} will increase if the entropy of emitted photons increases. If all other parameters are held constant, the photon entropy depends

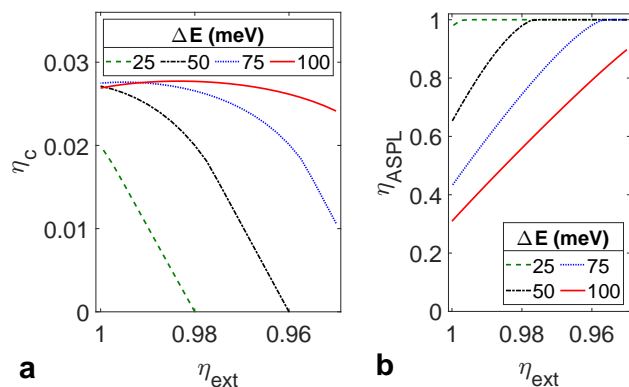


FIG. 4. Dependence of (a) η_c and (b) η_{ASPL} on the detuning and η_{ext} . The mean ASPL emission energy is 1.25 eV, beam radius is 0.1 mm, and the absorbed power is 2.7 W when the detuning is 75 meV.

on the frequency through the photon number of states ($S(\nu) \propto N(\nu) \propto \nu^2$). At low ΔE , the unshifted and anti-Stokes shifted photons have nearly the same frequency and hence nearly the same entropy. Thus, both emissions contribute equally to the total entropy of emitted photons, which allows for high η_{ASPL} . As ΔE increases (for fixed ν_a), the frequency and hence the number of modes of the unshifted photons decreases. This leads to a smaller contribution to the emitted photon entropy from the unshifted emission. η_{ASPL} and hence η_c therefore decrease. We see a similar trend for materials with a larger ASPL energy of 2.5 eV [Fig. 1 (b)].

Fig. 2 shows the dependence of η_c on the mean ASPL emission energy for fixed detuning for different sources of incident photons. For any ΔE , there exists an optimal ν_a that yields a maximum η_c just as there is an optimal ΔE for a given ASPL emission energy.

Now we turn to the effect of source unidirectionality and beam cross section area on the cooling efficiency. Figure 3 shows that as the beam becomes more divergent, η_c decreases. This is because the entropy of the incident photons increases with increasing angular divergence. Note that Ω in this figure is the solid angle that the source would have subtended in the absence of any lenses or mirrors. Fig. 3 also shows that η_c increases as beam surface area increases for a fixed absorbed power. This means that lower intensity beams can lead to a greater cooling efficiency for the same cooling power. To our knowledge, the scaling of photon entropy with beam surface area has not hitherto been systematically taken into account in the context of photoluminescence [37].

Finally, the dependence of η_c on η_{ext} is shown in Fig. 4 (a), while Fig. 4 (b) reveals that samples with η_{ext} even slightly below unity allow for much higher η_{ASPL} . Since ΔE is much smaller than the energy of incident photons, heat produced in the sample via non-radiative relaxation, following one photon absorption, can compensate for that removed by several ASPL-shifted pho-

tons. This means that the entropy change in the sample does not decrease much or can even increase despite η_{ASPL} being near-unity. As the maximum possible η_{ASPL} increases to unity with decreasing η_{ext} , η_c remains nearly constant and eventually decreases to negative values due to heating by non-radiative relaxation in the sample [Fig. 4 (a)]. For most materials used in optical cooling, the mean emission energy is of the order of an eV or more, while ΔE can only be of the order of room temperature thermal energy (~ 25.8 meV). These results highlight the importance of having near-unity η_{ext} in cooling grade samples.

Discussion – Our results show that using incoherent light sources like lamps, LEDs and filtered sunlight instead of lasers will not degrade optical cooling efficiencies so long as the source subtends a small solid angle (Fig. 3) and is sufficiently monochromatic so that the energy dispersion is less than the detuning. Using a low intensity beam with a larger diameter yields a greater cooling efficiency than a higher intensity beam for the same cooling power. Our predicted dependence of cooling efficiency with detuning is consistent with experimentally-reported values [9].

The possibility of using incoherent sources like lamps, LEDs and filtered sunlight for optical refrigeration dramatically broadens the scope of its applications. Compared to mechanical and thermoelectric refrigeration, optical refrigeration is free from vibrations, is more reliable, and is compact. This has applications in cooling infrared cameras, gamma-ray spectrometers, ultra-stable laser cavities, electron cryo-microscopy and low-noise amplifiers, where reliable, low mass, and vibration-free cooling is necessary [38].

Acknowledgements – S.G., M.K., and B.J. thank the U.S. National Science Foundation (DMR-1952841) for financial support. We thank Zhuoming Zhang, Shubin Zhang, Mark A. Caprio, Shannon Dulz, and Patrick Fasano for helpful discussions.

* sghonge@nd.edu

† bjanko@nd.edu

- [1] C. Cohen-Tannoudji, Nobel lecture: Manipulating atoms with photons, *Reviews of Modern Physics* **70**, 707 (1998).
- [2] S. Chu, Nobel lecture: The manipulation of neutral particles, *Reviews of Modern Physics* **70**, 685 (1998).
- [3] W. D. Phillips, Nobel lecture: Laser cooling and trapping of neutral atoms, *Reviews of Modern Physics* **70**, 721 (1998).
- [4] M. H. Anderson, J. R. Ensher, M. R. Matthews, C. E. Wieman, and E. A. Cornell, Observation of bose-einstein condensation in a dilute atomic vapor, *science* **269**, 198 (1995).
- [5] J. Zhang, D. Li, R. Chen, and Q. Xiong, Laser cooling of a semiconductor by 40 kelvin, *Nature* **493**, 504 (2013).
- [6] Y. V. Morozov, S. Zhang, A. Pant, B. Jankó, S. D. Mel-

- gaard, D. A. Bender, P. J. Pauzaskie, and M. Kuno, Can lasers really refrigerate CdS nanobelts?, *Nature* **570**, E60 (2019).
- [7] S. Zhang, M. Zhukovskiy, B. Jankó, and M. Kuno, Progress in laser cooling semiconductor nanocrystals and nanostructures, *NPG Asia Materials* **11**, 1 (2019).
- [8] R. I. Epstein, M. I. Buchwald, B. C. Edwards, T. R. Gosnell, and C. E. Mungan, Observation of laser-induced fluorescent cooling of a solid, *Nature* **377**, 500 (1995).
- [9] D. V. Seletskiy, S. D. Melgaard, S. Bigotta, A. Di Lieto, M. Tonelli, and M. Sheik-Bahae, Laser cooling of solids to cryogenic temperatures, *Nature Photonics* **4**, 161 (2010).
- [10] S. D. Melgaard, D. V. Seletskiy, A. Di Lieto, M. Tonelli, and M. Sheik-Bahae, Optical refrigeration to 119 K, below national institute of standards and technology cryogenic temperature, *Optics Letters* **38**, 1588 (2013).
- [11] S. D. Melgaard, A. R. Albrecht, M. P. Hehlen, and M. Sheik-Bahae, Solid-state optical refrigeration to sub-100 Kelvin regime, *Scientific reports* **6**, 1 (2016).
- [12] C. E. Mungan, M. I. Buchwald, B. C. Edwards, R. I. Epstein, and T. R. Gosnell, Laser cooling of a solid by 16 K starting from room temperature, *Physical review letters* **78**, 1030 (1997).
- [13] C. E. Mungan and T. R. Gosnell, Laser cooling of solids, in *Advances in Atomic, Molecular, and Optical Physics*, Vol. 40 (Elsevier, 1999) pp. 161–228.
- [14] C. E. Mungan, Radiation thermodynamics with applications to lasing and fluorescent cooling, *American journal of physics* **73**, 315 (2005).
- [15] C. E. Mungan, Thermodynamics of optical cooling of bulk matter, *Optical Refrigeration* (2009).
- [16] X. L. Ruan, S. C. Rand, and M. Kaviani, Entropy and efficiency in laser cooling of solids, *Physical Review B* **75**, 214304 (2007).
- [17] X. L. Ruan and M. Kaviani, Advances in Laser Cooling of Solids, *Journal of Heat Transfer* **129**, 3 (2006), https://asmedigitalcollection.asme.org/heattransfer/article-pdf/129/1/3/5639745/3_1.pdf.
- [18] L. Zhu, A. Fiorino, D. Thompson, R. Mittapally, E. Meyhofer, and P. Reddy, Near-field photonic cooling through control of the chemical potential of photons, *Nature* **566**, 239 (2019).
- [19] S. Buddhiraju, W. Li, and S. Fan, Photonic refrigeration from time-modulated thermal emission, *Physical Review Letters* **124**, 077402 (2020).
- [20] M. Schirber, Emitting photons is one way to be cool, *Physics* **13**, 22 (2020).
- [21] T. Sadi, I. Radevici, and J. Oksanen, Thermophotonic cooling with light-emitting diodes, *Nature Photonics* **14**, 205 (2020).
- [22] K. Chen, T. P. Xiao, P. Santhanam, E. Yablonovitch, and S. Fan, High-performance near-field electroluminescent refrigeration device consisting of a GaAs light emitting diode and a Si photovoltaic cell, *Journal of Applied Physics* **122**, 143104 (2017).
- [23] T. P. Xiao, K. Chen, P. Santhanam, S. Fan, and E. Yablonovitch, Electroluminescent refrigeration by ultra-efficient GaAs light-emitting diodes, *Journal of Applied Physics* **123**, 173104 (2018).
- [24] A. Mari and J. Eisert, Cooling by heating: Very hot thermal light can significantly cool quantum systems, *Physical review letters* **108**, 120602 (2012).
- [25] B. Cleuren, B. Rutten, and C. Van den Broeck, Cooling by heating: Refrigeration powered by photons, *Physical review letters* **108**, 120603 (2012).
- [26] L. D. Landau, On the thermodynamics of photoluminescence, *J. Phys.(Moscow)* **10** (1946).
- [27] M. O. Scully, Laser entropy: from lasers and masers to bose condensates and black holes, *Physica Scripta* **95**, 024002 (2019).
- [28] J. Perina, *Quantum statistics of linear and nonlinear optical phenomena* (Springer Science & Business Media, 1991).
- [29] S. Bose, Plancks gesetz und lichtquantenhypothese, *Zeitschr. für Phys* (1924).
- [30] M. Toda, R. Kubo, and N. Saito, *Statistical Physics I: Equilibrium Statistical Mechanics*, Springer Series in Solid-State Sciences (Springer Berlin Heidelberg, 2012).
- [31] P. T. Landsberg and G. Tonge, Thermodynamic energy conversion efficiencies, *Journal of Applied Physics* **51**, R1 (1980).
- [32] E. C. G. Sudarshan, Equivalence of semiclassical and quantum mechanical descriptions of statistical light beams, *Physical Review Letters* **10**, 277 (1963).
- [33] R. J. Glauber, Coherent and incoherent states of the radiation field, *Physical Review* **131**, 2766 (1963).
- [34] J. Perina, *Coherence of light* (Springer Science & Business Media, 1985).
- [35] R. J. Evans and J. Boersma, The entropy of a poisson distribution, *SIAM Review* **30**, 314 (1988).
- [36] G. Stedman, Validity of the Weisskopf-Wigner linewidth-lifetime relation for spectral lines broadened by phonon interaction, *Journal of Physics C: Solid State Physics* **4**, 1022 (1971).
- [37] For example, Landau [26] considers radiation passing through a 1 cm^2 area in 1 second, while Mungan *et al.* [12–15], use the entropy per unit area per unit time to define an effective radiation temperature and derive a coefficient of performance for the optical refrigerators similar to the Carnot efficiency.
- [38] D. V. Seletskiy, R. Epstein, and M. Sheik-Bahae, Laser cooling in solids: advances and prospects, *Reports on Progress in Physics* **79**, 096401 (2016).