

BREAKDOWN POINTS OF FERMAT–WEBER PROBLEMS UNDER GAUGE DISTANCES

ANDREI COMĂNECI AND FRANK PLASTRIA

ABSTRACT. We compute the robustness of Fermat–Weber points with respect to any finite gauge. We show a breakdown point of $1/(1 + \sigma)$ where σ is the asymmetry measure of the gauge. We obtain quantitative results indicating how far a corrupted Fermat–Weber point can lie from the true value in terms of the original sample and the size of the corrupted part. If the distance from the true value depends only on the original sample, then we call the gauge ‘uniformly robust’. We show that polyhedral gauges are uniformly robust, but locally strictly convex norms are not.

1. INTRODUCTION

The notion of robustness arose in statistics with the basic concern that samples may contain erroneous observations or transcriptions and the idea that such corrupted data should not overly influence the estimations derived from the sample; see, e.g. [10, 21]. Thus the median is considered as a more robust estimator of centrality than the mean, since a single outlier among the sample will already have a strong influence on the latter, while the former will usually remain almost unaffected even after corruption of almost half of the data. Robustness to outliers is usually judged through the *breakdown point* of the estimator. We mention that there are other robustness measures for location problems, but they usually deal with small errors in the data and not outliers; see, e.g. [4].

More precisely, we consider finite samples A with normalized weights $w_a > 0$ ($a \in A$) such that $w_A := \sum_{a \in A} w_a = 1$, and a location estimator $\xi(A)$. For $\tau < 1$ one obtains a τ -corruption A' of A by replacing some subsample $C \subset A$ of weight $w_C \leq \tau$ by another (corrupted) sample C' of same weight $w_{C'} = w_C$. The estimator ξ is considered to be τ -robust if for any sample A there exists some bounded set K_τ (depending on A) such that for all τ -corruptions A' we have $\xi(A') \in K_\tau$. The breakdown point of ξ is the supremum of all τ such that ξ is τ -robust. As observed above, the (one-dimensional) mean has breakdown point 0, whereas the median is τ -robust for all $\tau < 0.5$.

Generalizing to multidimensional data, the median corresponds to the Fermat–Weber point in location theory, which minimizes the sum of weighted (Euclidean) distances to a given sample in \mathbb{R}^d . Its robustness was investigated in [13], showing that the (Euclidean) Fermat–Weber point has breakdown point 0.5.

Date: June 23, 2023.

2020 Mathematics Subject Classification. 90B85, 46B20, 62G35 .

Key words and phrases. Fermat–Weber problem; gauge distance; robust location estimator; essential hull; contamination locus.

Recently in [17], the second author erroneously claimed that the same property holds for the Fermat–Weber problem with possibly asymmetric distance measures. As observed by the first author, this cannot be true; any (one-dimensional) b -quantile is such a Fermat–Weber point for some adequate distance, but has breakdown point $\min(b, 1 - b)$; see [21, §3.2.1]. It turned out that the arguments used in [17] were only valid in case the distance is derived from a norm, so is symmetric; see [16].

The study of robustness under asymmetric distances is also relevant to practical applications. For example, in phylogenetics, the Fermat–Weber problem gives a method to obtain consensus trees [3]. The approach using asymmetric distances from [5] proved to have some better properties than the symmetric counterpart [12]. However, the outcome on the Apicomplexan data set of Kuo et al. [11] was unsatisfactory. The results from this paper can explain the behaviour: the data set has many outliers while the tropical median from [5] has a low breakdown point.

In this paper we establish more precisely the breakdown point of the Fermat–Weber point as equal to $\frac{1}{1+\sigma}$ in case the distance is measured by a gauge with asymmetry measure σ , as defined in the next section. This is shown in two steps: first, in section 3, that this estimator is not τ -robust for any $\tau > \frac{1}{1+\sigma}$ and, in section 4, that it is τ -robust below this limit. This will include an explicit construction for a bounded set K_τ as defined above.

In [17] the question was left open whether a same bounded set K may contain all Fermat–Weber points for samples corrupted by any τ below the breakdown point, a property we dub ‘uniform robustness’. We show in section 5 that this does not hold in many cases, including the Euclidean distance, but that any polyhedral distance has uniform robustness for its Fermat–Weber points.

In section 6 we concentrate on the uniform robustness for norms, i.e. the symmetric case. In particular, we show that this is related to the boundedness of the essential hull from Definition 5.5. Using this characterization, we show that locally strictly convex norms are not uniformly robust. Section 7 focuses on the asymmetric case, showing that the situation is more complex.

In the last two sections, a different view on τ -robustness provides an easier treatment: an estimator is τ -robust if for every weighted sample (A, w) we add (probably) outlier points C with weight $w_C \leq \tau w_A / (1 - \tau)$ and the value of the estimator remains in a bounded set K_τ . This is the *contamination* approach to breakdown points of finite samples; see [10, Chapter 11]. In particular, we introduce the set of all possible contaminations under a given threshold and present a few topological properties. The paper terminates with some final remarks.

2. GAUGES AND SKEWNESS

We consider a finite gauge γ on \mathbb{R}^d , i.e. γ has a unit ball $B_\gamma := \{x \in \mathbb{R}^d \mid \gamma(x) \leq 1\}$ that is convex, compact and has the origin $\mathbf{0}$ in its interior. For the basic properties and subdifferentials of a gauge γ and its dual gauge γ° ; see, e.g. [9, 15].

In particular we will need the following. For all $x, y \in \mathbb{R}^d$ and $\lambda > 0$ we have $\gamma(x) \geq 0$, $\gamma(x) = 0 \Leftrightarrow x = \mathbf{0}$, $\gamma(\lambda x) = \lambda \gamma(x)$, $\gamma(x + y) \leq \gamma(x) + \gamma(y)$. The dual gauge is defined by $\gamma^\circ(p) := \max\{\langle p, x \rangle \mid \gamma(x) = 1\}$ so that $\langle p, x \rangle \leq \gamma^\circ(p) \gamma(x)$ (generalized Cauchy–Schwarz) and $\gamma^{\circ\circ} = \gamma$. The boundary of γ° 's unit ball is $\partial B_{\gamma^\circ} = \{p \in \mathbb{R}^d \mid \gamma^\circ(p) = 1\}$. The subgradient of γ at a point $x \neq \mathbf{0}$ is $\partial\gamma(x) = \{p \in \partial B_{\gamma^\circ} \mid \langle p, x \rangle = \gamma(x)\}$ and satisfies $\partial\gamma(\lambda x) = \partial\gamma(x)$ for all $\lambda > 0$.

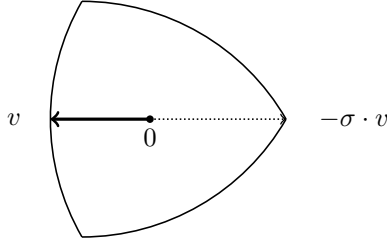


FIGURE 1. Unit ball of γ and $v \in \text{SD}_\gamma$. $\sigma = (1 + \sqrt{3})/2$

We will denote by σ the *skewness* of the gauge γ as defined in [14, 15], i.e.

$$\sigma := \sup_{x \neq \mathbf{0}} \frac{\gamma(x)}{\gamma(-x)} = \max_{-x \in \partial B_\gamma} \gamma(x) = \max_{x \in -B_\gamma} \gamma(x).$$

Any γ -unit directions on which the gauge γ reaches its skewness, i.e. $v \in \mathbb{R}^d$ such that $\gamma(v) = \sigma \cdot \gamma(-v) = 1$ is called a *skewness direction* of γ . The set SD_γ of skewness directions of γ is nonempty by continuity of γ on the compact boundary ∂B_γ . Clearly $\sigma \geq 1$ and the lower bound 1 is reached if and only if γ is symmetric, i.e. a norm. Note that $-\sigma v \in \partial B_\gamma \subset B_\gamma$ for any $v \in \text{SD}_\gamma$. By the last equality there always exists a $v \in \text{SD}_\gamma$ with $-\sigma v$ an extreme point of B_γ . Figure 1 displays a unit ball (Reuleaux triangle) with one of its three skewness directions v .

Lemma 2.1. *For any gauge γ with skewness σ we have*

$$v \in \text{SD}_\gamma \text{ if and only if } -\frac{1}{\sigma} \partial \gamma(v) \subseteq \partial \gamma(-v).$$

Proof. Let $v \in \text{SD}_\gamma$. For any $r \in \partial \gamma(v)$ we have equivalently (a) $\langle r, v \rangle = \gamma(v) (= 1)$ and (b) $\gamma^\circ(r) = 1$. We must show $-\frac{r}{\sigma} \in \partial \gamma(-v)$, i.e. (A) $\langle -\frac{r}{\sigma}, -v \rangle = \gamma(-v)$ and (B) $\gamma^\circ(-\frac{r}{\sigma}) = 1$.

It follows from (a) that $\langle -\frac{r}{\sigma}, -v \rangle = \frac{1}{\sigma} \langle r, v \rangle = \frac{1}{\sigma} = \gamma(-v)$, hence we have (A).

By the generalized Cauchy-Schwarz inequality we also have $\gamma(-v) = \langle -\frac{r}{\sigma}, -v \rangle \leq \gamma^\circ(-\frac{r}{\sigma}) \gamma(-v)$, so $\gamma^\circ(-\frac{r}{\sigma}) \geq 1$. From definition of σ and (b) we find on the other hand that $\gamma^\circ(-\frac{r}{\sigma}) \leq \sigma \gamma^\circ(\frac{r}{\sigma}) = \gamma^\circ(r) = 1$, yielding (B).

Conversely, let $r \in \partial \gamma(v)$ and $-\frac{r}{\sigma} \in \partial \gamma(-v)$. Then $1 = \gamma(v) = \langle r, v \rangle = \sigma \langle -\frac{r}{\sigma}, -v \rangle = \sigma \gamma(-v)$. \square

Remark 2.2. The inclusion might be strict. Consider for example a gauge γ with as unit ball B_γ a simplex in \mathbb{R}^d ($d \geq 2$) having $\mathbf{0}$ in its interior. As observed before, the skewness is realized (at least) at some v with $-\sigma v$ extreme in B_γ , so $-\sigma v$ is one of its vertices, where the subdifferential of γ (and so also at $-v$) is $(d-1)$ -dimensional, whereas v lies on the relative interior of the opposite simplex facet, where the subdifferential of γ is a singleton.

In all what follows we assume that γ is a gauge with skewness σ and $v \in \text{SD}_\gamma$.

3. THE UPPER BOUND ON ROBUSTNESS

Consider the Fermat–Weber problem with distance derived from γ : find x minimizing

$$(3.1) \quad \sum_{a \in A} w_a \gamma(x - a)$$

where all $w_a > 0$ with $\sum_{a \in A} w_a = 1$. So we study the Fermat–Weber problem on a weighted set (A, w) where $w : A \rightarrow \mathbb{R}_{>0}$ is the function assigning weights to the points of A . We denote by $\text{FW}_\gamma(A, w)$ the set of all Fermat–Weber points.

The following corollary shows that the Fermat–Weber problem on a line with highest skewness reduces to the one-dimensional case (quantiles).

Lemma 3.1. *If the sample points A of a Fermat–Weber problem lie on a line parallel to v , then there is a Fermat–Weber point on that line.*

Proof. For simplicity, we will assume that all weights are equal; a similar proof can be done for the general case. After a translation, we can also assume that $A = \{\tau_1 v, \dots, \tau_n v\}$ with $\tau_1 \leq \dots \leq \tau_n$. Setting $\ell = \lceil n/(1 + \sigma) \rceil$, we show that $\tau_\ell v$ is a Fermat–Weber point.

Consider $r \in \partial\gamma(v)$ and $\alpha = \frac{n-\ell}{\sigma} - \ell + 1$. We remark that $-1/\sigma < \alpha \leq 1$, so $\alpha r \in B_{\gamma^\circ}$ because r and $-\frac{1}{\sigma}r$, both being subgradients of γ from Lemma 2.1, so belong to the (convex) unit dual ball.

Therefore, the subdifferential of $\sum_{a \in A} \gamma(\cdot - a)$ at $\tau_\ell v$ equals $\sum_{i=1}^n \partial\gamma((\tau_\ell - \tau_i)v) = (\ell - 1)\partial\gamma(v) + \partial\gamma(\mathbf{0}) + (n - \ell)\partial\gamma(-v)$, by the invariance of $\partial\gamma$ under positive scalings. In particular, by definitions of r and α , Lemma 2.1, and the fact that $\partial\gamma(\mathbf{0}) = B_{\gamma^\circ}$, it contains the vector $(\ell - 1)r + \alpha r + (n - \ell)(-\frac{1}{\sigma}r) = \mathbf{0}$. Since the objective function is convex and $\mathbf{0}$ is a subgradient of it at $\tau_\ell v$ this latter is a minimizer, so $\tau_\ell v$ is a Fermat–Weber point. \square

Remark 3.2. This may also be proven using a lengthier but quite elementary ideal point proof (without any convex analysis) similar to section 3.7 in [19].

Remark 3.3. In the asymmetric case, the solutions of the Fermat–Weber problem with A contained in a line might lie outside the line. For example, the case of a simplicial gauge is analyzed in [5] and it is shown that the Fermat–Weber point lies in the tropical convex hull of the input points. Actually, the tropical convex hull coincides with the essential hull for a simplicial gauge as will be defined in section 5, Definition 5.5. Unless the points lie along a skewness direction, most Fermat–Weber points will generally lie outside the line; cf. [5, Example 8].

The above result shows that the skewness directions are special. In the symmetric case, all unit directions are skewness directions, so the result holds for every line.

We can see from Lemma 2.1 that the subgradients at v are the largest in the dual norm. Intuitively, from the formulation (3.1) of the Fermat–Weber problem and Lemma 3.1, moving points of sufficiently large weight into direction $-v$ will be sufficient to move the Fermat–Weber point arbitrarily far from the uncorrupted solution. If one looks at Figure 2, the intersection of the boundary of $-B_\gamma$ and the line through x and a corrupted point e becomes closer to $-v$ as we move e in direction $-v$. Due to the semi-continuity of $\partial\gamma$, the subdifferential of γ at $x - e$ becomes closer to $\partial\gamma(v)$, explaining why moving a significant part of the sample in

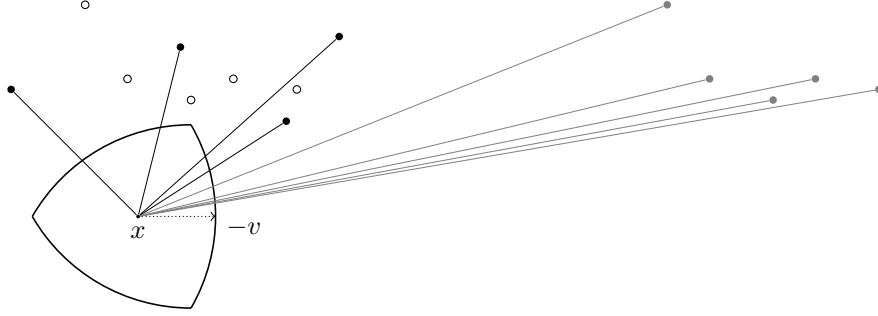


FIGURE 2. Uncorrupted sample with black, corrupted part with gray; the white points represent the original position of the corrupted points

this direction pulls the Fermat-Weber point. This property will be exploited in the proof of Lemma 3.5.

We will partition the set A in two sets: the corrupted points C and the uncorrupted $D = A \setminus C$. The points of C will be moved in the direction of $-v$, so they are replaced by $C - Mv$ for some large $M > 0$. Hence, the objective function

$$f_M(x) = \sum_{d \in D} w_d \gamma(x - d) + \sum_{c \in C} w_c \gamma(x - c + Mv)$$

depends on M . We can split it as $f_M(x) = g(x) + h_M(x)$ where

$$g(x) = \sum_{d \in D} w_d \gamma(x - d) \quad \text{and} \quad h_M(x) = \sum_{c \in C} w_c \gamma(x - c + Mv).$$

As introduced before, for a subset S of A , we denote by w_S the sum $\sum_{s \in S} w_s$.

We will prove that $\mathbf{0} \notin \partial g(u) + \partial h_M(u)$ for every u in some bounded set U and M sufficiently large, as soon as the weight w_C is larger than $1/(1 + \sigma)$. For this we need two lemmas checking how large, in the dual norm γ° , the subgradients of ∂g and $-\partial h_M$ can be.

Lemma 3.4. *For every $x \in \mathbb{R}^d$ and $p \in \partial g(x)$, we have $\gamma^\circ(p) \leq w_D$.*

Proof. p is of the form $p = \sum_{d \in D} w_d p_d$ with $p_d \in \partial \gamma(x - d)$. Then $\gamma^\circ(p_d) \leq 1$ for every $d \in D$ and

$$\gamma^\circ(p) = \gamma^\circ \left(\sum_{d \in D} w_d p_d \right) \leq \sum_{d \in D} w_d \gamma^\circ(p_d) \leq \sum_{d \in D} w_d$$

from the sublinearity of γ° . □

Lemma 3.5. *Let $U \subset \mathbb{R}^d$ be a bounded set and $\tau > 0$ a positive constant. Then there exists $M_{U,\tau} > 0$ such that $\gamma^\circ(-q) > \sigma w_C - \tau$ for every $M > M_{U,\tau}$ and $q \in \partial h_M(U) := \bigcup_{u \in U} \partial h_M(u)$.*

Proof. Since $\frac{x+Mv}{\gamma(x+Mv)} \rightarrow v$ as $M \rightarrow \infty$ for every $x \in \mathbb{R}^d$ and $\partial \gamma$ is invariant under positive scalings, we will approximate $\partial \gamma(u - c + Mv)$ by $\partial \gamma(v)$ for every $u \in U$. This can be done using the outer semi-continuity of $\partial \gamma$ [9, Theorem D.6.2.4]. That is, for every $\varepsilon > 0$, there exists $\delta_\varepsilon > 0$ such that $\gamma(y - v) < \delta_\varepsilon$ implies $\partial \gamma(y) \subseteq \partial \gamma(v) + \varepsilon B_{\gamma^\circ}$.

The continuity of γ entails that the set

$$S_\varepsilon = \left\{ x \in \mathbb{R}^d \setminus \{-v\} : \gamma \left(\frac{x+v}{\gamma(x+v)} - v \right) < \delta_\varepsilon \right\}$$

is open. Since $\mathbf{0} \in S_\varepsilon$, there exists a ball ηB_γ around $\mathbf{0}$ contained in S_ε . But $U - C = \{u - c : u \in U, c \in C\}$ is bounded, so there exists $M_\varepsilon > 0$ such that $\frac{1}{M}(U - C) \subset \eta B_\gamma \subset S_\varepsilon$ for all $M > M_\varepsilon$.

The last discussion yields $\partial\gamma(u - c + Mv) = \partial\gamma \left(\frac{u-c+Mv}{\gamma(u-c+Mv)} \right) \subseteq \partial\gamma(v) + \varepsilon B_{\gamma^\circ}$ for all $u \in U, c \in C$, and $M > M_\varepsilon$. Thus,

$$(3.2) \quad \partial h_M(u) \subset w_C \partial\gamma(v) + \varepsilon w_C B_{\gamma^\circ}$$

for every $M > M_\varepsilon$.

For $p \in \partial\gamma(v)$, by Lemma 2.1 we have $-\frac{p}{\sigma} \in \partial\gamma(v)$, so $\gamma^\circ(-\frac{p}{\sigma}) = 1$, hence $\gamma^\circ(-p) = \sigma$ and therefore

$$\gamma^\circ(-w_C \cdot p) = w_C \cdot \gamma^\circ(-p) = \sigma w_C.$$

Thus $-w_C \partial\gamma(v)$ is a compact subset of $W := (\gamma^\circ)^{-1}((\sigma w_C - \tau, \infty))$ which is open by continuity of γ° . So we may choose an $\varepsilon > 0$ such that $-w_C \partial\gamma(v) - \varepsilon w_C B_{\gamma^\circ} \subset W$. Accordingly, inclusion (3.2) entails $-\partial h_M(u) \subset W$ for every $M > M_\varepsilon$ and $u \in U$. Hence, for every $M > M_\varepsilon$ and $q \in \partial h_M(U)$ we will have $\gamma^\circ(-q) > \sigma w_C - \tau$, which proves the lemma with $M_{U,\tau} := M_\varepsilon$. \square

Theorem 3.6. *Consider $C \subset A$ such that $w_C > \frac{1}{1+\sigma}$ and U some bounded subset of \mathbb{R}^d . Then any solution of the Fermat–Weber problem lies outside U if we replace c with $c - Mv$ for all $c \in C$ with M sufficiently large.*

Proof. Set $\tau := \sigma \cdot \left(w_C - \frac{1}{1+\sigma} \right)$ and $M_0 := M_{U,\tau}$ from Lemma 3.5. We show that no point of U can be a minimum of f_M for any $M > M_0$ by reductio ad absurdum. So we assume that there exists $u \in U$ and $M > M_0$ such that f_M attains its minimum at u . Due to the convexity of f_M , this is equivalent to $\mathbf{0} \in \partial f_M(u) = \partial g(u) + \partial h_M(u)$. Therefore, there exists $p \in \partial g(u)$ such that $-p \in \partial h_M(u)$.

From Lemma 3.4, we have

$$(3.3) \quad \gamma^\circ(p) \leq w_D = 1 - w_C < 1 - 1/(1 + \sigma) = \sigma/(1 + \sigma).$$

On the other hand, Lemma 3.5 implies that

$$(3.4) \quad \gamma^\circ(p) > \sigma w_C - \tau = \sigma/(1 + \sigma).$$

The relations (3.3) and (3.4) are contradictory, so our assumption was false. Accordingly, for any $M > M_0$ no minimum of f_M can be a point of U . \square

4. THE LOWER BOUND ON ROBUSTNESS

We now show that the Fermat–Weber point with gauge-distance is τ -robust for any $\tau < 1/(1 + \sigma)$. We adapt the proof of [13, Theorem 2.2] to the asymmetric case. This yields a much simpler proof than the adaptation of [17, Theorem 6] to the asymmetric case suggested in [16], as no techniques from convex analysis are used.

We will use the notation:

$$B_\gamma(a; r) = \{x \in \mathbb{R}^d : \gamma(x - a) \leq r\} = a + r B_\gamma.$$

Theorem 4.1. *Let γ be a gauge with skewness σ and $C \subset A$ such that $w_C < 1/(1 + \sigma)$. Then there exists a bounded set K , depending on A and the weight w_C only, containing all optimal solutions of (3.1) and for every instance obtained by moving points of C to arbitrary positions.*

Proof. Let A^* be the set of optimal solutions of (3.1). Since A is finite and A^* is compact we may define $M := \max_{a^* \in A^*} \max_{a \in A} \gamma(a^* - a)$.

Consider a set $A_c \subset \mathbb{R}^d$ obtained from A by replacing each element of C with an arbitrary point of \mathbb{R}^d and let A_c^* be the set of optimal points of (3.1) with A replaced by A_c . We will prove that there exists a positive real number κ , depending on A and w_C , but not on A_c , such that $\max_{a^* \in A^*} \max_{x^* \in A_c^*} \gamma(a^* - x^*) \leq \kappa$. After obtaining κ , our conclusion follows by setting

$$K = \left\{ x \in \mathbb{R}^d : \max_{a^* \in A^*} \gamma(a^* - x) \leq \kappa \right\}$$

which is bounded because A^* is a compact set.

Select arbitrary points $a^* \in A^*$ and $x^* \in A_c^*$. Moreover, let

$$\delta = \inf \{ \gamma(x^* - u) : u \in B_\gamma(a^*; (1 + \sigma)M) \}.$$

$B_\gamma(a^*; (1 + \sigma)M)$ is compact and γ is continuous, so $\delta = \gamma(x^* - w)$ for some $w \in B_\gamma(a^*; (1 + \sigma)M)$. From the triangle inequality and the definition of σ , we obtain:

$$\begin{aligned} \gamma(a^* - x^*) &\leq \sigma \cdot \gamma(x^* - a^*) \\ &\leq \sigma \cdot (\gamma(x^* - w) + \gamma(w - a^*)) \\ (4.1) \quad &= \sigma \cdot \delta + \sigma \cdot \gamma(w - a^*) \\ &\leq \sigma \cdot \delta + \sigma(1 + \sigma)M. \end{aligned}$$

Let us first consider the case $\delta > 0$, i.e., $x^* \notin B_\gamma(a^*; (1 + \sigma)M)$.

If $a \in C_c := A_c \setminus (A \setminus C)$ (corrupted element), then we obtain

$$\begin{aligned} \gamma(x^* - a) &\geq \gamma(a^* - a) - \gamma(a^* - x^*) \\ (4.2) \quad &\geq \gamma(a^* - a) - (\sigma \cdot \delta + \sigma(1 + \sigma)M), \end{aligned}$$

where we used the triangle inequality and (4.1).

Let $a \in A_c \setminus C_c$ (uncorrupted element) and u the point of intersection between the boundary $\partial B_\gamma(a^*; (1 + \sigma)M)$ and the segment $[a, x^*]$. Since we assumed $\delta > 0$ there exists such u , as a belongs to $B_\gamma(a^*; (1 + \sigma)M)$ (because $\gamma(a^* - a) \leq M$ from the definition of M so $\gamma(a - a^*) \leq \sigma \cdot M$) and x^* is outside this ball. We use u to compute:

$$\begin{aligned} (4.3) \quad \gamma(x^* - a) &= \gamma(x^* - u) + \gamma(u - a) \quad (\text{linearity over a segment}) \\ &\geq \delta + \gamma(u - a) \quad (\text{definition of } \delta) \\ &\geq \delta + \gamma(u - a^*) - \gamma(a - a^*) \quad (\text{triangle inequality}) \\ &= \delta + (1 + \sigma)M - \gamma(a - a^*) \quad (u \text{ is at distance } (1 + \sigma)M \text{ from } a^*) \\ &\geq \delta + (1 + \sigma)M - \sigma \cdot \gamma(a^* - a) \quad (\text{skewness}) \\ &\geq \delta + \gamma(a^* - a) \quad (\text{definition of } M). \end{aligned}$$

Adding equations (4.2) and (4.3) after weighting for each corrupted and uncorrupted element from A_c , we obtain

$$(4.4) \quad \begin{aligned} \sum_{a \in A_c} w_a \gamma(x^* - a) &\geq \sum_{a \in A_c} w_a \gamma(a^* - a) + (1 - w_C)\delta - w_C(\sigma \cdot \delta + \sigma(1 + \sigma)M) \\ &= \sum_{a \in A_c} w_a \gamma(a^* - a) + [1 - (1 + \sigma)w_C]\delta - w_C\sigma(1 + \sigma)M. \end{aligned}$$

From the definition of x^* , we must have

$$\sum_{a \in A_c} w_a \gamma(a^* - a) \geq \sum_{a \in A_c} w_a \gamma(x^* - a).$$

Together with (4.4) and the fact that $1 > (1 + \sigma)w_C$, we obtain:

$$\delta \leq \frac{\sigma(1 + \sigma)w_C}{1 - (1 + \sigma)w_C}M.$$

We proved this bound under the assumption $\delta > 0$, but it is evidently also valid for $\delta = 0$. Then (4.1) gives

$$(4.5) \quad \gamma(a^* - x^*) \leq \left(\frac{\sigma w_C}{1 - (1 + \sigma)w_C} + 1 \right) \cdot \sigma(1 + \sigma)M =: \kappa.$$

This bound depends only on A (from the definition of M) and w_C , whereas a^* and x^* were chosen arbitrarily. Hence, $\max_{a^* \in A^*} \max_{x^* \in A_c^*} \gamma(a^* - x^*) \leq \kappa$. \square

Putting theorems 4.1 and 3.6 together we obtain the following result.

Corollary 4.2. *The Fermat–Weber point with gauge distance has breakdown point $1/(1 + \sigma)$.*

5. UNIFORM ROBUSTNESS

If we drop the assumption $w_A = 1$, the bound κ from (4.5) can be written as

$$\kappa = \frac{w_A - w_C}{w_A - (1 + \sigma)w_C} \cdot \sigma(1 + \sigma)M.$$

Note that altering the weights on C such that $w_C \nearrow w_A/(1 + \sigma)$ makes κ go to infinity. In particular, the closer w_C is to the threshold $w_A/(1 + \sigma)$, the larger the bounded set K containing all the optima of the corrupted Fermat–Weber problem. In the next example, we show that we cannot select K independently of the weight w_C , in general.

Example 5.1. Let A be a set of three points in \mathbb{R}^2 and γ the Euclidean norm $\|\cdot\|$ (of skewness 1). If there is a point, say $a \in A$, such that $w_a > w_A/2$, then a will be the unique Fermat–Weber point whatever change we make to the other points, so the uniform bound $K = A$ can be taken in this case. However, this is impossible if we assume $w_a < w_A/2$ for all $a \in A$.

To see this, fix $a \neq b$ from A and choose m arbitrarily in \mathbb{R}^2 , but outside the line through a and b . From [2, Theorem 18.37] m will be the Fermat–Weber point of $\{a, b, c\}$ for any $c \in \mathbb{R}^d$ and $w_c > 0$ such that

$$w_a \frac{m - a}{\|m - a\|} + w_b \frac{m - b}{\|m - b\|} + w_c \frac{m - c}{\|m - c\|} = \mathbf{0}.$$

Denoting $v_{ab} := w_a \frac{m-a}{\|m-a\|} + w_b \frac{m-b}{\|m-b\|}$ and choosing $c = m - \rho v_{ab}$ for any $\rho > 0$ and $w_c = \|v_{ab}\|$, we will have $w_c \frac{m-c}{\|m-c\|} = w_c \frac{-v_{ab}}{\|v_{ab}\|} = -v_{ab}$, so m is optimal for $\{a, b, c\}$, while $w_c < w_a + w_b$ since c is not aligned with a and b .

It follows that no bounded K can contain all Fermat-Weber points for all choices of c and $w_c < w_a + w_b$.

Example 5.2. However, for the one-dimensional case, when the gauge is of the form $\gamma_b(x) := \max((1-b)x, -bx)$ with $b \in (0, 1)$, one can see that the optimum (the b -quantile, see [21, §3.2.1]) will lie in $\text{conv}(A)$ whatever change we make to a subset C with $w_C < \min(b, 1-b)$. Therefore, one can select the bounded $K = \text{conv}(A)$ in Theorem 4.1, which is independent of w_C , showing that all gauges are uniformly robust in dimension 1.

The same property holds for separable gauges in \mathbb{R}^d , as shown in the following example.

Example 5.3. Consider γ a separable gauge, i.e. of the form $\gamma(x) = \sum_{i=1}^d \gamma_{b_i}(x_i)$ with all $b_i \in (0, 0.5]$. Computing a Fermat-Weber problem on such a separable gauge reduces to computing the b_i -quantiles for each coordinate. One can check directly or using [14, Example 3] that γ has skewness $\sigma = \max_i(1-b_i)/b_i$. This implies that as long as we corrupt only parts of weight smaller than $1/(1+\sigma) \leq \min_i b_i$, Theorem 4.1 applies for each coordinate. Thus, the one-dimensional case explained in Example 5.2 implies that we can set $K = [m_1, M_1] \times \cdots \times [m_d, M_d]$, where $m_i = \min_{a \in A} a_i$ and $M_i = \max_{a \in A} a_i$.

In fact the uniform robustness in Example 5.3 is not an isolated case, but it is caused by the polyhedrality of the gauge, as we show below. To understand better what is going on, we need to make use of the *elementary convex sets* introduced by Durier and Michelot [7].

For $p \in \partial B_{\gamma^\circ}$, denote by $N(p)$ the convex cone generated by the exposed face of B_γ in the direction of p , i.e. $F(p) = \{x \in B_\gamma : \langle p, x \rangle = 1\}$. In this case we have $N(p) = \mathbb{R}^+ \partial \gamma^\circ(p)$. We will set $N(p) = \{\mathbf{0}\}$ for $p \in B_{\gamma^\circ}$ and $\gamma^\circ(p) < 1$.

Definition 5.4. Consider $\pi = (p_a)_{a \in A}$ a family of points from the unit ball B_{γ° of the dual gauge and let $C_\pi = \bigcap_{a \in A} (a + N(p_a))$. An *elementary convex set* for A is a non-empty set of the form C_π .

If $\gamma^\circ(p_a) < 1$ for some $a \in A$, then $C_\pi = \{a\}$ or it is empty; in particular, every point of A forms an elementary convex set. All elementary convex sets for A cover \mathbb{R}^d , while their relative interiors partition \mathbb{R}^d . We want to emphasize that an elementary convex set S for A can be defined by multiple families of points from B_{γ° . Any family $\pi = (p_a)_{a \in A}$ with p_a in the relative interior of $\partial \gamma(x-a)$ for each $a \in A$, where x is a point in the relative interior of S , satisfies $S = C_\pi$. Moreover, we have $(x-a)/\gamma(x-a) \in \partial \gamma^\circ(p_a)$ for every $x \in S$ and $p_a \in \partial \gamma(x-a)$.

Definition 5.5. The *elementary hull* $\text{EH}_\gamma(A)$ of A is the union of all bounded elementary convex sets for A .

Note that when $D \subset A$ each elementary convex set for A is a subset of some elementary convex set for D . If the former is unbounded, so will be the latter. It follows that $\mathbb{R}^d \setminus \text{EH}_\gamma(A) \subset \mathbb{R}^d \setminus \text{EH}_\gamma(D)$, hence $\text{EH}_\gamma(D) \subset \text{EH}_\gamma(A)$.

Proposition 5.6. Let x be a Fermat-Weber point for a corrupted sample with modified C such that $w_C < 1/(1+\sigma)$. Then $x \in \text{EH}_\gamma(D)$, where $D = A \setminus C$.

Proof. Assume that there exists an unbounded elementary convex set S for D containing x in its relative interior. Since S is an unbounded convex set, there exists a non-zero vector r in its recession cone and we can choose it with $\gamma(r) = 1$. This means that for every $s \in S$ we also have $s + \lambda r \in S$ for all $\lambda \geq 0$. This implies that for every $d \in D$ and $p_d \in \partial\gamma(x - d)$ we have $x + \lambda r \in S$ for all $\lambda \geq 0$. Consequently, $(x - d + \lambda r)/\gamma(x - d + \lambda r) \in \partial\gamma^\circ(p_d)$ for every $\lambda \geq 0$. Letting $\lambda \rightarrow \infty$ we obtain $r \in \partial\gamma^\circ(p_d)$ for every $d \in D$ and $p_d \in \partial\gamma(x - d)$, because subdifferentials are closed sets. Thus, for every $p \in \sum_{d \in D} w_d \partial\gamma(x - d)$, we have $\langle p, r \rangle = w_D$.

Let C_c be the corruption of C . Since we assumed x to be a Fermat–Weber point of $D \cup C_c$, there exists $q \in \sum_{c \in C_c} w_c \partial\gamma(x - c)$ such that $-q \in \sum_{d \in D} w_d \partial\gamma(x - d)$. In particular, $\langle -q, r \rangle = w_D$. But $\langle -q, r \rangle \leq \gamma^\circ(-q)\gamma(r) \leq \sigma\gamma^\circ(q) \leq \sigma \cdot w_C$, where the last inequality comes from Lemma 3.4. Therefore, $\sigma/(1 + \sigma) < 1 - w_C = w_D = \langle -q, r \rangle \leq \sigma \cdot w_C < \sigma/(1 + \sigma)$, which is a contradiction.

In conclusion, x must belong to $\text{EH}_\gamma(D)$ as only a bounded elementary convex set can contain x in its relative interior. \square

The previous proposition does not improve Theorem 4.1 when γ is strictly convex, since this case entails $\text{EH}_\gamma(D) = \mathbb{R}^d$ when D consists of at least $d + 1$ points in general position. However, a better result can be obtained for the polyhedral case.

Corollary 5.7. *The Fermat–Weber point is uniformly robust for any polyhedral gauge; i.e. one can select a bounded K in Theorem 4.1 independent of w_C when γ is polyhedral.*

Proof. From Proposition 5.6, any corrupted Fermat–Weber point belongs to $\text{EH}_\gamma(D)$, which is a subset of $\text{EH}_\gamma(A)$. Since γ is polyhedral and A is finite, there are only finitely many distinct elementary convex sets for A . Accordingly, the elementary hull $\text{EH}_\gamma(A)$ is bounded and we can consider $K = \text{EH}_\gamma(A)$ in Theorem 4.1. \square

We remark that $\text{EH}_\gamma(A)$ is the set we considered in Example 5.3.

6. UNIFORM ROBUSTNESS FOR NORMS

We fix a finite set $D \subset \mathbb{R}^d$ with positive weights $\{w_d\}_{d \in D}$. We want to contaminate D by adding a finite subset C of \mathbb{R}^d with weights $\{v_c\}_{c \in C}$ such that $\sigma v_C < w_D$. We write $(D, w) + (C, v)$ for the weighted set $D \cup C$ with weights $\{u_x\}_{x \in D \cup C}$ where $u_x = w_x + v_x$ in which we set $w_x = 0$ for $x \notin D$ and $v_x = 0$ for $x \notin C$. This is the destination set algebra from [19, §3.3].

We analyze the position of the Fermat–Weber point of the contaminated set $(D, w) + (C, v)$. We showed that $\text{EH}_\gamma(D)$ contains all such Fermat–Weber points. We prove the converse for the case when γ is a norm. So we assume that $\sigma = 1$. But, firstly, we need two lemmas, also valid for gauges.

Lemma 6.1. *Let (D, w) a weighted set in \mathbb{R}^d . For any gauge γ we then have $\gamma(\sum_{d \in D} w_d d) = \sum_{d \in D} w_d \gamma(d)$ if and only if $\bigcap_{d \in D} \partial\gamma(d) \neq \emptyset$.*

Proof. Firstly, assume that $\bigcap_{d \in D} \partial\gamma(d) \neq \emptyset$. By [18, Lemma 8], we then have $\bigcap_{d \in D} \partial\gamma(d) = \partial\gamma(\sum_{d \in D} w_d d)$. Consider r a point from the latter set. Then $\gamma(d) = \langle r, d \rangle$ for every $d \in D$ and $\gamma(\sum_{d \in D} w_d d) = \langle r, \sum_{d \in D} w_d d \rangle$. The last equalities yield $\gamma(\sum_{d \in D} w_d d) = \sum_{d \in D} w_d \gamma(d)$.

Secondly, we consider the case when $\bigcap_{d \in D} \partial\gamma(d) = \emptyset$ and let $q \in \partial\gamma(\sum_{d \in D} w_d d)$. Then, using the generalized Cauchy–Schwarz inequality, we obtain

$$\gamma\left(\sum_{d \in D} w_d d\right) = \left\langle q, \sum_{d \in D} w_d d \right\rangle = \sum_{d \in D} w_d \langle q, d \rangle < \sum_{d \in D} w_d \gamma(d).$$

The inequality is strict because the weights are positive and $\langle q, d \rangle < \gamma(d)$ for every $d \in D$ such that $q \notin \partial\gamma(d)$. \square

Lemma 6.2. *Let C_π be an elementary convex set with respect to D induced by $(p_d)_{d \in D}$ such that $C_\pi \neq \{d\}$ for every $d \in D$. Then C_π is bounded if and only if $\bigcap_{d \in D} \partial\gamma^\circ(p_d)$ is empty.*

Proof. For $p_d \in \partial B_{\gamma^\circ}$ we have $N(p_d) = \mathbb{R}^+ \partial\gamma^\circ(p_d)$, i.e. the cone generated by the exposed face $\partial\gamma^\circ(p_d)$ of B_γ . This allows us to obtain $\bigcap_{d \in D} N(p_d) = \mathbb{R}^+ \bigcap_{d \in D} \partial\gamma^\circ(p_d)$ because $u \in N(p_d)$ if and only if $u = \mathbf{0}$ or $u/\gamma(u) \in \partial\gamma^\circ(p_d)$.

What is more, denoting by $\text{rec}(C)$ the recession cone of a convex set C , we obtain

$$\text{rec}(C_\pi) = \text{rec}\left(\bigcap_{d \in D} (d + N(p_d))\right) = \bigcap_{d \in D} \text{rec}(d + N(p_d)) = \bigcap_{d \in D} N(p_d) = \mathbb{R}^+ \bigcap_{d \in D} \partial\gamma^\circ(p_d)$$

whenever $C_\pi \neq \{d\}$ for every $d \in D$. Accordingly, C_π is bounded if and only if $\bigcap_{d \in D} \partial\gamma^\circ(p_d)$ is empty. \square

Theorem 6.3. *If γ is a norm, then for every $m \in \text{EH}_\gamma(D)$ there exists $c \in \mathbb{R}^d$ and $w_c \in (0, w_D)$ such that m is a Fermat–Weber point of the contaminated set $(D, w) + (c, w_c)$.*

Proof. If $m \in D$, we can set $c = m$ and $w_c = w_{D \setminus \{m\}}$. Then $w_c < w_D$ but $w_c + w_m = w_D > w_{D \setminus \{m\}}$. Since $m = c$, from Witzgall's majority theorem yields m a Fermat–Weber point of the corrupted sample $(D, w) + (c, w_c)$.

From now on, assume that $m \in \text{EH}_\gamma(D) \setminus D$. Let C_π a minimal elementary convex set for D containing m and $p_d \in \partial\gamma(m - d) \subset \partial B_{\gamma^\circ}$ for every $d \in D$ determining C_π . By Lemma 6.2, we have $\bigcap_{d \in D} \partial\gamma^\circ(p_d) = \emptyset$.

Let $w_c = \gamma^\circ(-\sum_{d \in D} w_d p_d)$. Since γ° is also symmetric, we can write $w_c = \gamma^\circ(\sum_{d \in D} w_d p_d)$. What is more, Lemma 6.1 entails $w_c < \sum_{d \in D} w_d \gamma^\circ(p_d) = w_D$ because $\bigcap_{d \in D} \partial\gamma^\circ(p_d) = \emptyset$.

Set $u = -\frac{1}{w_c} \sum_{d \in D} w_d p_d$, choose $q \in \partial\gamma^\circ(u)$ and define $c = m - q$. Then $\sum_{d \in D} w_d p_d + w_c u = \mathbf{0}$. Also $\gamma^\circ(u) = 1$, so $u \in \partial\gamma(q) = \partial\gamma(m - c)$. But $p_d \in \partial\gamma(m - d)$ so $\mathbf{0} \in \sum_{d \in D} w_d \partial\gamma(m - d) + w_c \partial\gamma(m - c)$. In particular, m is a Fermat–Weber point of the weighted set $(D, w) + (c, w_c)$ \square

Corollary 6.4. *A norm γ is uniformly robust if and only if $\text{EH}_\gamma(A)$ is bounded for every finite set $A \subset \mathbb{R}^d$.*

We already remarked that $\text{EH}_\gamma(A)$ is generally unbounded when γ is strictly convex. In fact, we will show that we need this property only locally.

Definition 6.5. We call a gauge γ *locally strictly convex* at $p \in \partial B_\gamma$ if for every $q \in \partial B_\gamma \setminus \{p\}$ and $\lambda \in (0, 1)$ we have $\gamma((1 - \lambda)p + \lambda q) < 1$.

The definition is equivalent to the property that the open segment (p, q) belongs to the interior of B_γ for every boundary point q which is different from p . Due to

the convexity of γ , it is sufficient to check this property only for q belonging to a neighbourhood of p .

Proposition 6.6. *A gauge γ is locally strictly convex at $p \in \partial B_\gamma$ if and only if γ° is differentiable at every point of $\partial\gamma(p)$.*

Proof. Firstly, assume that γ is locally strictly convex at $p \in \partial B_\gamma$ and let $v \in \partial\gamma(p)$ arbitrary. We will show that $\partial\gamma^\circ(v)$ is a singleton, namely $\{p\}$, which is equivalent to γ° being differentiable at v .

Let $q \in \partial\gamma^\circ(v)$. If $q \neq p$, then $\gamma((p+q)/2) < 1$ as γ is locally strictly convex at p . This entails $(p+q)/2 \notin \partial\gamma^\circ(v)$, although p and q are points of $\partial\gamma^\circ(v)$, contradicting the convexity of subdifferentials. Consequently, we must have $\partial\gamma^\circ(v) = \{p\}$.

Conversely, assume that γ is not locally strictly convex at p . Thus, there is $q \in \partial B_\gamma \setminus \{p\}$ such that the segment $[p, q]$ is contained in the boundary ∂B_γ . Due to the convexity of B_γ , there exists a vector $u \in \partial B_{\gamma^\circ}$ which is outer normal to a supporting hyperplane of B_γ containing p and q . In particular, $u \in \partial\gamma(p) \cap \partial\gamma(q)$ and $[p, q] \subset \partial\gamma(u)$. We infer that γ° is not differentiable at $u \in \partial\gamma(p)$. \square

Proposition 6.7. *If γ is a locally strictly convex gauge at $p \in \partial B_\gamma$ and $a, b \in \mathbb{R}^d$ such that $b - a$ is not parallel to p , then $\text{EH}_\gamma(\{a, b\})$ is unbounded.*

Proof. Let $u_\lambda \in \partial\gamma(a + \lambda p - b)$ for an arbitrary $\lambda \geq 0$. If $u_\lambda \in \partial\gamma(p)$, then $\partial\gamma^\circ(u_\lambda) = \{p\}$ from Proposition 6.6. In that case, we must have $(a + \lambda p - b)/\gamma(a + \lambda p - b) = p$. This implies that $b - a$ is parallel to p , contradicting our assumptions. Therefore, $u_\lambda \notin \partial\gamma(p)$.

Consequently, $\{a + \lambda p\} = (a + N(u)) \cap (b + N(u_\lambda))$ is an elementary convex set, where u is any point of $\partial\gamma(p)$. Thus, $a + \mathbb{R}^+ p \subset \text{EH}_\gamma(\{a, b\})$. \square

A direct consequence of Corollary 6.4 and Proposition 6.7 is the following.

Corollary 6.8. *Norms that are locally strictly convex at a point are not uniformly robust.*

A similar proof can be done for norms in two dimensions. While it could be possible that a non-polyhedral norm in \mathbb{R}^2 has no locally strictly convex points, it actually has “locally strictly convex points from one side”. For example, take B_γ as the convex hull of the points $(\pm 1, 0)$, $(0, \pm 1)$ and $\pm(\sqrt{n^2 - 1}/n, 1/n)$ for $n \geq 1$. This is a compact set, as the generating set is compact: it is bounded and contains its accumulation points; but it is not strictly locally convex at any boundary point.

Proposition 6.9. *Let γ be a non-polyhedral gauge on \mathbb{R}^2 . Then there exist $a, b \in \mathbb{R}^2$ such that $\text{EH}_\gamma(\{a, b\})$ is unbounded.*

Proof. Since γ is non-polyhedral, then B_γ has infinitely many exposed points. But these are contained in a compact subset, so they have an accumulation point u . After applying an affine transformation, we can assume that $u = (1, 0)$ and u is a limit of exposed points x with $x_2 > 0$.

We conclude that for every $a \in \partial B_\gamma \cap \{x : x_2 > 0\}$ and $\lambda \in (0, 1)$, we have $\gamma((1 - \lambda)u + \lambda a) < 1$. Indeed, if it were not the case, then there exists $q \in \partial B_\gamma \cap \{x : x_2 > 0\}$ such that $[q, u] \subset \partial B_\gamma$. In particular, u cannot be a limit of exposed points x with $x_2 > 0$, which is a contradiction with our construction of u . Consequently, any cone $N(p)$ with $p \in \partial\gamma(u)$ is contained in $\{x : x_2 \leq 0\}$.

We set $a = (0, 0)$ and b any point with $b_2 > 0$. The set $\{(b + \lambda u - a)/\gamma(b + \lambda u - a) : \lambda \geq 0\}$ is a connected subset of $\partial B_\gamma \cap \{x : x_2 > 0\}$ having u as an accumulation point. In particular, it contains a sequence of exposed points of B_γ converging to u . That is, there exists a sequence (λ_n) of positive numbers such that $\lambda_n \rightarrow \infty$ and $(b + \lambda_n u - a)/\gamma(b + \lambda_n u - a)$ is an exposed point of B_γ .

We will show that $b + \lambda_n u$ is contained in $\text{EH}_\gamma(\{a, b\})$ for every n . Since $\lambda_n \rightarrow \infty$ as $n \rightarrow \infty$, it will imply that $\text{EH}_\gamma(\{a, b\})$ is unbounded.

Indeed, let C_π an elementary convex set containing $b + \lambda_n u$ in its relative interior. In particular, $C_\pi = (a + \mathbb{R}^+(b - a + \lambda_n u)) \cap (b + \mathbb{R}^+ F)$ for an exposed face F of B_γ containing u . The construction of u entails that $b + \mathbb{R}^+ F \subset \{x : x \leq b_2\}$. On the other hand, $\mu(b - a + \lambda_n u)$ belongs to $\{x : x > b_2\}$ for every $\mu > 1$ yielding $C_\pi \subset [a, b + \lambda_n u]$. In particular, C_π is bounded, so it is a subset of $\text{EH}_\gamma(\{a, b\})$. \square

Corollary 6.10. *A norm on \mathbb{R}^2 is uniformly robust if and only if it is polyhedral.*

7. THE CONTAMINATION LOCUS

The previous section focused on the contamination of a set D to understand the robustness of Fermat–Weber points. We note that this provides a similar approach to studying breakdown points of finite samples as discussed in [10, Chapter 11]. In the symmetric case, we saw that $\text{EH}_\gamma(D)$ contains all possible contaminated Fermat–Weber points. The following example shows that $\text{EH}_\gamma(D)$ could be too large in Proposition 5.6 in the asymmetric case.

Example 7.1. Let $D \subset \mathbb{R}$ be consisting of n points $d_1 < \dots < d_n$ and $C \subset \mathbb{R}$ any finite (positively) weighted set such that $w_C < \frac{b}{1-b} w_D$ for some $b \in (0, 1/2)$. We analyze the case of b -quantiles for $(A, w) = (D, w) + (C, w)$, which are points $x \in \mathbb{R}$ such that $\sum_{a \in A: a \leq x} w_a \geq b w_A$ and $\sum_{a \in A: a \geq x} w_a \geq (1-b) w_A$.

Let $k \in \{1, \dots, n\}$ such that $\sum_{i > k} w_{d_i} \leq \frac{1-2b}{1-b} w_D$ and $\sum_{i \geq k} w_{d_i} > \frac{1-2b}{1-b} w_D$. Then the b -quantile of A belongs to $[d_1, d_k]$. Indeed, let $x > d_k$. Then the weight of the points in A greater or equal to x is $\sum_{a \in A: a \geq x} w_a \leq w_C + \sum_{i > k} w_{d_i} \leq w_C + \frac{1-2b}{1-b} w_D < (1-b)(w_C + w_D) = (1-b)w_A$, where the last inequality comes from $w_C < \frac{b}{1-b} w_D$ by multiplication with b followed by the addition of $\frac{1-2b}{1-b} w_D$. But the last relation shows that x cannot be a b -quantile for A .

This is a counterexample when $[d_1, d_k]$ is a strict subset of $\text{EH}_\gamma(D) = [d_1, d_n]$. This happens as soon as $w_{d_n} \leq \frac{1-2b}{1-b} w_D$.

Consequently, Theorem 6.3 cannot be extended to the asymmetric case. Example 7.1 points out that the weights on D play a role in the study of the contamination of (D, w) in the absence of symmetry. This motivates the study of the set

$$\text{CL}_\gamma(D, w) := \bigcup_{(C, w): \sigma w_D < w_C} \text{FW}_\gamma((D, w) + (C, w))$$

which we call the *contamination locus* of the weighted set (D, w) . This is similar to the set of efficient points studied by Durier [6], although here we fix a large part of the sample.

Lemma 7.2. *Let x be a Fermat–Weber point of a sample $(D, w) + (C, w)$ with $\sigma \cdot w_C < w_D$. Then there exists $e \in \mathbb{R}^d$ and $w_e < w_D/\sigma$ such that x is a Fermat–Weber point of $(D, w) + (e, w_e)$.*

Proof. From the first-order optimality condition, we have $\mathbf{0} \in \sum_{c \in C} w_c \partial \gamma(x - c) + \sum_{d \in D} w_d \partial \gamma(x - d)$. Hence, there exists $q \in \sum_{c \in C} w_c \partial \gamma(x - c)$ such that $-q \in \sum_{d \in D} w_d \partial \gamma(x - d)$.

If $q = \mathbf{0}$, then we can choose $e = x$ and w_e any value smaller than w_D/σ . Otherwise, let $w_e = \gamma^\circ(q) \leq w_C < w_D/\sigma$ and set $e = x - u$ for some $u \in \partial \gamma^\circ(q)$. Since $x - e = u \in \partial \gamma^\circ(q)$, we also have $q/w_e \in \partial \gamma(x - e)$. Thus $\mathbf{0} = q + (-q) \in w_e \partial \gamma(x - e) + \sum_{d \in D} w_d \partial \gamma(x - d)$. \square

In other words, Lemma 7.2 says that

$$\text{CL}_\gamma(D, w) = \bigcup_{(e, w_e) \in \mathbb{R}^d \times (0, w_D/\sigma)} \text{FW}_\gamma((D, w) + (e, w_e)).$$

We use this description to obtain more information about the contamination locus.

Proposition 7.3. *The contamination locus $\text{CL}_\gamma(D, w)$ is a connected set such that $\text{FW}_\gamma(D, w) \subseteq \text{CL}_\gamma(D, w) \subseteq \text{EH}_\gamma(D)$. What is more, it is a union of (bounded) elementary convex sets for D .*

Proof. The inclusion $\text{FW}_\gamma(D, w) \subseteq \text{CL}_\gamma(D, w)$ comes from setting e any point of $\text{FW}_\gamma(D, w)$ and the inclusion $\text{CL}_\gamma(D, w) \subseteq \text{EH}_\gamma(D)$ comes from Proposition 5.6.

To prove that it is a union of elementary convex sets for D , we select $x \in \text{CL}_\gamma(D, w)$ and C_π a minimal elementary convex set containing x . According to Lemma 7.2, there exists $e \in \mathbb{R}^d$ and $w_e < w_D/\sigma$ such that $\mathbf{0} \in \partial g(x) + w_e \partial \gamma(x - e)$. We know that ∂g is constant over the relative interior of C_π and is a larger set at points in the relative boundary of C_π . Therefore, for every $y \in C_\pi$ we have $\partial g(y) + w_e \partial \gamma(y - (e + y - x)) \supseteq \partial g(x) + w_e \partial \gamma(x - e) \ni \mathbf{0}$. Consequently, adding $(e + y - x, w_e)$ to (D, w) makes y a Fermat–Weber point. In other words, $y \in \text{CL}_\gamma(D, w)$ for every $y \in C_\pi$. This proves the last statement of the proposition.

We prove the connectedness of $\text{CL}_\gamma(D, w)$ using set-valued analysis. Consider the continuous function $f : \mathbb{R}^d \times \mathbb{R}^d \times (0, w_D/\sigma) \rightarrow \mathbb{R}$ defined by $f(x, e, w_e) = \sum_{d \in D} w_d \gamma(x - d) + w_e \gamma(x - e)$, which is a parametric family of objective functions for the Fermat–Weber problem of contaminations of (D, w) . Fixing $a^* \in \text{FW}_\gamma(D, w)$ and seeing $(D, w) + (e, w_e)$ as the corruption of $(D, w) + (a^*, w_e)$, we know that $f(\cdot, e, w_e)$ attains its minimum on the set

$$F(e, w_e) = \left\{ x \in \mathbb{R}^d : \gamma(a^* - x) \leq \frac{w_D}{w_D - \sigma w_e} \sigma(1 + \sigma)M \right\}$$

from (4.5) where $M = \max_{d \in D} \gamma(a^* - d)$. This is the ball $a^* - r(w_e)B_\gamma$, where r is a continuous and increasing function on $(0, w_D/\sigma)$. In particular, F is a continuous set-valued function with compact values. Thus, the set-valued function $\Theta(e, w_e) := \text{argmin}_{x \in F(e, w_e)} f(x, e, w_e)$ is upper semi-continuous from Berge's maximum theorem [1, p. 116]. We note that its image is $\Theta(\mathbb{R}^d \times (0, w_D/\sigma)) = \text{CL}_\gamma(D, w)$. Since Θ is upper semi-continuous and compact-valued, [8, Theorem 3.1] entails that the image of connected sets are also connected. This shows that $\text{CL}_\gamma(D, w)$ is connected. \square

Example 7.4. Let us compute $\text{CL}_b(D, w) := \text{CL}_{\gamma_b}(D, w)$ for a weighted set $D = \{d_1 < \dots < d_n\} \subset \mathbb{R}$ and the gauge $\gamma_b(x) = \max((1 - b)x, -bx)$ defining the b -quantile. In other words, $\text{CL}_b(D, w)$ is the contamination locus of the b -quantile of (D, w) . For simplicity, we assume $b \in (0, 1/2)$.

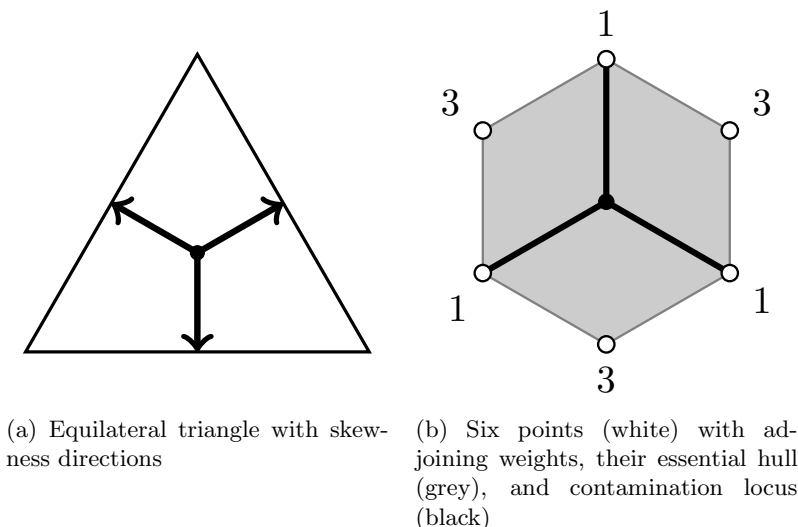


FIGURE 3. The unit ball of the gauge distance is displayed in (a), whereas (b) contains the values described in Example 7.5

Let $k \in [n]$ such that $\sum_{i>k} w_{d_i} \leq \frac{1-2b}{1-b} w_D$ and $\sum_{i \geq k} w_{d_i} > \frac{1-2b}{1-b} w_D$. We showed in Example 7.1 that $\text{CL}_b(D, w) \subseteq [d_1, d_k]$. In fact, we will show that we have equality. Since the contamination locus is connected, it is sufficient to show that d_1 and d_k belong to $\text{CL}_b(D, w)$

We can show that $d_1 \in \text{CL}_b(D, w)$ by considering $e < d_1$ and $w_e \geq \frac{b}{1-b} w_D - \frac{w_{d_1}}{1-b}$. Similarly, to show $d_k \in \text{CL}_b(D, w)$, we have to set $e > d_k$ and $w_e \geq \frac{b}{1-b} w_D - \frac{1}{b} \sum_{i \geq k} w_{d_i}$. In either cases, d_1 or d_k is a b -quantile for $(D, w) + (e, w_e)$.

Example 7.5. Consider a gauge γ whose unit ball is an equilateral triangle Δ , as in Figure 3 (a). Let D be the set consisting of the vertices of Δ , each receiving weight 1, and their opposites, each having weight 3; they are coloured white in Figure 3 (b). The origin is the unique Fermat–Weber point of D .

The essential hull $\text{EH}_\gamma(D)$ coincides with the convex hull of D and is coloured grey in Figure 3 (b). The contamination locus $\text{CL}_\gamma(D, w)$ is a strict subset of $\text{EH}_\gamma(D)$ and consists of the union of three segments with one endpoint at the origin. The contamination locus is drawn with black in Figure 3 (b) and includes also the three points of D that are endpoints of the aforementioned segments. Computational details are given in Appendix A.

8. FINAL REMARKS

In this paper we have derived the robustness of the Fermat–Weber problem for any gauge distance. It might be of interest to see if similar results would hold for other quasimetrics on \mathbb{R}^d .

Some indication in this direction exists due to the fact that the lower bound theorem 4.1 was proven without the complex machinery of convex analysis, but using only continuity of the distance and triangle inequality with equality on segments. This latter property was recently used to define segmented metrics in [20]. Some

of the results of this paper might, therefore, extend to such segmented metrics, or their asymmetric generalization with finite skewness.

We saw that the uniform robustness is related to the boundedness of the essential hull. This is easy to check for polyhedral or locally strictly convex norms, but our approach does not extend to more general norms, e.g. cylindrical. In any case, we give the following conjecture which holds in dimension at most two.

Conjecture 8.1. *A norm is uniformly robust if and only if it is polyhedral.*

When we lose symmetry, analyzing the essential hull is not sufficient. Theorem 3.6 and Examples 7.4 and 7.5 indicate that the weights and the skewness directions play an important role; the asymmetric case is highly more complex. Moreover, it is plausible that a similar statement to Conjecture 8.1 is false for asymmetric gauges. It might be that γ is uniformly robust if it is polyhedral in a neighbourhood of $-\text{SD}_\gamma$.

Acknowledgements. We thank Michael Joswig for useful comments. A. Comăneci was supported by “Facets of Complexity” (GRK 2434, project-ID 385256563).

REFERENCES

- [1] Claude Berge. *Topological spaces*. Including a treatment of multi-valued functions, vector spaces and convexity, Translated from the French original by E. M. Patterson, Reprint of the 1963 translation. Dover Publications, Inc., Mineola, NY, 1997. ISBN: 0-486-69653-7.
- [2] V. Boltyanski, H. Martini, and V. Soltan. *Geometric methods and optimization problems*. Comb. Optim. Dordrecht: Kluwer Academic Publishers, 1999.
- [3] David Bryant. “A classification of consensus methods for phylogenetics”. In: *Bioconsensus (Piscataway, NJ, 2000/2001)*. Vol. 61. DIMACS Ser. Discrete Math. Theoret. Comput. Sci. Amer. Math. Soc., Providence, RI, 2003, pp. 163–183.
- [4] Emilio Carrizosa and Stefan Nickel. “Robust facility location”. In: *Math. Methods Oper. Res.* 58.2 (2003), pp. 331–349. ISSN: 1432-2994. DOI: 10.1007/s001860300294. URL: idus.us.es/handle/11441/49900.
- [5] Andrei Comăneci and Michael Joswig. “Tropical medians by transportation”. In: *Math. Program.* (to appear). URL: <https://arxiv.org/abs/2205.00036>.
- [6] Roland Durier. “On Pareto optima, the Fermat-Weber problem, and polyhedral gauges”. In: *Math. Program.* 47.1 (1990), pp. 65–79.
- [7] Roland Durier and Christian Michelot. “Geometrical properties of the Fermat-Weber problem”. In: *European J. Oper. Res.* 20.3 (1985), pp. 332–343. DOI: 10.1016/0377-2217(85)90006-2.
- [8] J.-B. Hiriart-Urruty. “Images of connected sets by semicontinuous multifunctions”. In: *J. Math. Anal. Appl.* 111.2 (1985), pp. 407–422. ISSN: 0022-247X. DOI: 10.1016/0022-247X(85)90225-2.
- [9] Jean-Baptiste Hiriart-Urruty and Claude Lemaréchal. *Fundamentals of convex analysis*. Berlin: Springer, 2001.
- [10] Peter J. Huber and Elvezio M. Ronchetti. *Robust statistics*. Second ed. Wiley Series in Probability and Statistics. John Wiley & Sons, Inc., Hoboken, NJ, 2009. ISBN: 978-0-470-12990-6. DOI: 10.1002/9780470434697.

- [11] Chih-Horng Kuo, John P. Wares, and Jessica C. Kissinger. “The Apicomplexan Whole-Genome Phylogeny: An Analysis of Incongruence among Gene Trees”. In: *Molecular Biology and Evolution* 25.12 (Sept. 2008), pp. 2689–2698. ISSN: 0737-4038. DOI: 10.1093/molbev/msn213. URL: <https://doi.org/10.1093/molbev/msn213>.
- [12] Bo Lin and Ruriko Yoshida. “Tropical Fermat-Weber points”. In: *SIAM J. Discrete Math.* 32.2 (2018), pp. 1229–1245. ISSN: 0895-4801. DOI: 10.1137/16M1071122. URL: <https://doi.org/10.1137/16M1071122>.
- [13] Hendrik P. Lopuhaä and Peter J. Rousseeuw. “Breakdown points of affine equivariant estimators of multivariate location and covariance matrices”. In: *Ann. Stat.* 19.1 (1991), pp. 229–248. DOI: 10.1214/aos/1176347978.
- [14] Frank Plastria. “A destination optimality in asymmetric distance Fermat-Weber problems”. In: *Ann. Oper. Res.* 40 (1992), pp. 355–369. DOI: 10.1007/BF02060487.
- [15] Frank Plastria. “Asymmetric distances, semidirected networks and majority in Fermat-Weber problems”. In: *Ann. Oper. Res.* 167 (2009), pp. 121–155. DOI: 10.1007/s10479-008-0351-0.
- [16] Frank Plastria. “Corrigendum of ‘How bad can the centroid be?’” 2023.
- [17] Frank Plastria. “How bad can the centroid be?” In: *European Journal of Operational Research* 252.1 (July 2016), pp. 98–102. DOI: 10.1016/j.ejor.2016.01.002.
- [18] Frank Plastria. “Pasting gauges I: shortest paths across a hyperplane”. In: *Discrete Appl. Math.* 256 (2019), pp. 105–137. ISSN: 0166-218X. DOI: 10.1016/j.dam.2018.10.037.
- [19] Frank Plastria. “Using the power of ideal solutions: simple proofs of some old and new results in location theory”. In: *JOR* 19.3 (Sept. 2021), pp. 449–467. DOI: 10.1007/s10288-020-00457-8.
- [20] Frank Plastria and Francisco Guevara. “Segmented pseudometrics and four-point Fermat-Torricelli problems”. In: *Optimization* (Mar. 2022), pp. 1–19. DOI: 10.1080/02331934.2022.2057307.
- [21] Robert G. Staudte and Simon J. Sheather. *Robust estimation and testing*. Wiley Ser. Probab. Math. Stat. New York etc.: John Wiley &— Sons, Inc., 1990. ISBN: 0-471-85547-2.

APPENDIX A. CONTAMINATION LOCUS FOR TROPICAL MEDIANS

In this section, we discuss a way of computing contamination loci for tropical medians [5], which arise when the unit ball of the gauge is a regular simplex. We will focus only on Example 7.5, although the ideas extend naturally to other weighted sets. However, we firstly need some helpful results holding for every gauge.

Lemma A.1. *For every $a \in \text{CL}_\gamma(D, w)$ there exists $w_a \in (0, w_D/\sigma)$ such that $a \in \text{FW}_\gamma((D, w) + (a, w_a))$.*

Proof. Since $a \in \text{CL}_\gamma(D, w)$, Lemma 7.2 implies the existence of $(e, w_e) \in \mathbb{R}^d \times (0, w_D/\sigma)$ such that $a \in \text{FW}_\gamma((D, w) + (e, w_e))$. In other words, using the notation $g(x) = \sum_{d \in D} w_d \gamma(x - d)$, the point a is a minimum of the function $g + w_e \gamma(\cdot - e)$. We will prove that a is also a minimum of $h = g + w_e \gamma(\cdot - a)$.

Using the triangle inequality and the optimality of a , we obtain

$$\begin{aligned} h(x) &= g(x) + w_e \gamma(x - a) \geq g(x) + w_e \gamma(x - e) - w_e \gamma(a - e) \\ &\geq g(a) + w_e \gamma(a - e) - w_e \gamma(a - e) \\ &= g(a) = h(a). \end{aligned}$$

This shows that a is a minimum of h . Equivalently, $a \in \text{FW}_\gamma((D, w) + (a, w_e))$. \square

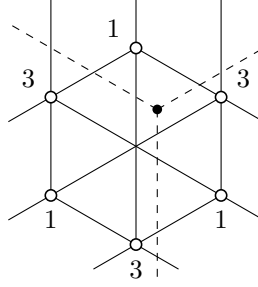


FIGURE 4. Subdivision of \mathbb{R}^2 in elementary convex sets for D (white points) with adjoining weights and a point (black) in the interior of $\text{EH}_\gamma(D)$

Corollary A.2. *If $a \in \text{CL}_\gamma(D, w)$, then $\{a\} = \text{FW}_\gamma((D, w) + (a, w_D/\sigma))$.*

Proof. According to Lemma A.1, a is a minimum of $h := \sum_{d \in D} w_d \gamma(\cdot - d) + w_a \gamma(\cdot - a)$ for some $w_a \in (0, w_D/\sigma)$. We know that a is the unique minimum of $(w_D/\sigma - w_a) \gamma(\cdot - a)$, so a is also the unique minimum of $h + (w_D/\sigma - w_a) \gamma(\cdot - a)$. The last statement is equivalent to $\{a\} = \text{FW}_\gamma((D, w) + (a, w_D/\sigma))$. \square

The tropical median was defined in [5] as the Fermat–Weber point under a regular simplicial gauge. An explicit formula is given on the quotient vector space $\mathbb{R}^{d+1}/\mathbb{R}\mathbf{1}$ by $\gamma_\Delta(x) = \sum_{i=0}^d x_i - (d+1) \min_{0 \leq j \leq d} x_j$. Indeed, one can check that the unit ball is the image of the regular d -simplex $\Delta_d = \text{conv}\{e_0, \dots, e_d\}$ in $\mathbb{R}^{d+1}/\mathbb{R}\mathbf{1}$, where e_i represents a standard unit vector in \mathbb{R}^{d+1} . The unit ball for $d = 2$ is displayed in Figure 3 (a). The skewness of γ_Δ is $\sigma = d$ and its dual gauge has the expression $\gamma_\Delta^\circ(x) = \gamma_\Delta(-x)/(d+1)$.

For computing tropical medians, in particular for identifying the contamination locus, we use a balancing condition given by [5, Theorem 15]. Instead of mentioning it in full generality, we will specify how to use it in Example 7.5.

To check if a point m is a tropical median for a weighted set (A, w) in $\mathbb{R}^2 \simeq \mathbb{R}^3/\mathbb{R}\mathbf{1}$ we need to do the following:

- (1) Consider the regions induced by the cones over the facets of $B_{\gamma_\Delta^\circ} = -3\Delta_2$ based at m . For example, if m is the black point from Figure 4, there are three regions delimited by dashed line: upper, lower-left, and lower-right.
- (2) In each of the regions above, the sum of the weights of points contained in it (including the boundary) must be at least $w_A/3$.
- (3) The sum of the weights of points contained in the union of *two* regions (including the boundary) must be at least $2 \cdot w_A/3$. Complementarily, the total weight in the *interior* of each region as above must be at most $w_A/3$.

Using these rules, if we choose a as the black point from Figure 4, then a is not a tropical median for $(A, w) = (D, w) + (a, 6)$. By Corollary A.2, this yields $a \notin \text{CL}_\gamma(D, w)$. We note that the same argument work for each interior point of a bounded and full-dimensional elementary convex set for D , due to the symmetry of D . Indeed, we note that the total weight of the points from the interior of lower-left region is 7 which is greater than $w_A/3 = (12 + 6)/3 = 6$. Rule (3) from above indicates that $a \notin \text{FW}_\gamma((D, w) + (a, 6))$. A similar argument holds for the case when a is on the open segment between the origin and a point of weight 3.

On the other hand, if a belongs to the open segment between the origin and a point of weight 1 and set $w_a = 5$, then the interior of the three regions from (1) will have weights 1, 4, and 4. All of them are smaller than $w_A/3 = 17/3$, so rule (3) applies. But if we take the boundary into consideration, the weights are 6, 9, and 9; the point a belongs to all regions, so we added its weight $w_a = 5$. All of these values are greater than $17/3$, so we also satisfy (2). All in all, a will be a Fermat–Weber point for $(D, w) + (a, 5)$, showing that the contamination locus from Figure 3 was correctly computed.

(Andrei Comănesci) INSTITUT FÜR MATHEMATIK, TECHNISCHE UNIVERSITÄT BERLIN, GERMANY
Email address: `comaneci@math.tu-berlin.de`

(Frank Plastria) VRIJE UNIVERSITEIT BRUSSEL, BELGIUM
Email address: `Frank.Plastria@vub.be`