

# Supplementary material to the manuscript “*Innovation processes for inference*”

Giulio Tani Raffaelli,<sup>1</sup> Margherita Lalli,<sup>2</sup> and Francesca Tria<sup>3</sup>

<sup>1</sup>*Institute of Computer Science of the Czech Academy of Sciences,  
Pod Vodárenskou věží 2, 182 07 Prague, Czech Republic*

<sup>2</sup>*IMT School for Advanced Studies, Piazza S. Francesco 19, 55100 Lucca, Italy*

<sup>3</sup>*Sapienza University of Rome, Physics Department, Piazzale Aldo Moro 5, 00185 Rome, Italy*

## ESTIMATE OF DISCOUNT AND CONCENTRATION PARAMETERS

The conditional probability  $P(T | A)$  of a text given an author - as defined in the main text - depends on the discount and concentration parameters ( $\alpha$  and  $\theta$  respectively) of the author’s process. These are obtained for each author by maximizing the probability (likelihood) of the sequence defined by the concatenation of their texts. From Eq. (1) (in the main text) we can derive the joint probability of an author sequence  $x^m \equiv x_1, \dots, x_m$ :

$$P(x_1, \dots, x_m | \alpha, \theta, P_0) = P(n_1, \dots, n_k | \alpha, \theta, P_0) = \frac{(\theta | \alpha)_k}{(\theta)_n} \prod_{j=1}^k \left[ P_0(y_j) (1 - \alpha)_{n_j-1} \right] \quad (S1)$$

where we follow the notation established in the main text and  $k$  is the number of distinct tokens in  $x^m$ . We now note that the values of  $\alpha$  and  $\theta$  that maximize (S1) do not depend on the base distribution  $P_0$ , so that they can be estimated by only considering the probability associated to the partition of the sequence  $x^m$  in  $k$  classes:

$$(\alpha_A, \theta_A) = \arg \max_{(\alpha, \theta)} \frac{(\theta | \alpha)_k}{(\theta)_n} \prod_{j=1}^k (1 - \alpha)_{n_j-1} \quad (S2)$$

We search for the maximum by relying on the gradient ascent with momentum. In order to do this, we first need to evaluate the derivatives of the probability in (S2) with respect to  $\alpha$  and  $\theta$ . Note that from the moment they will have to be set equal to zero, a proportional quantity will serve as well. Then, expressing the Pochhammer with the  $\Gamma$  functions, we have:

$$\begin{aligned} \frac{\partial P}{\partial \theta} &\propto \frac{\partial}{\partial \theta} \left[ \alpha^k \frac{\Gamma\left(\frac{\theta}{\alpha} + k\right)}{\Gamma\left(\frac{\theta}{\alpha}\right)} \frac{\Gamma(\theta)}{\Gamma(\theta + n)} \right] \\ &= \alpha^k \times \left[ \frac{1}{\alpha} \frac{\Gamma'\left(\frac{\theta}{\alpha} + k\right)}{\Gamma\left(\frac{\theta}{\alpha} + k\right)} - \frac{1}{\alpha} \frac{\Gamma'\left(\frac{\theta}{\alpha}\right)}{\Gamma\left(\frac{\theta}{\alpha}\right)} + \frac{\Gamma'(\theta)}{\Gamma(\theta)} - \frac{\Gamma'(\theta + n)}{\Gamma(\theta + n)} \right] \times \frac{\Gamma\left(\frac{\theta}{\alpha} + k\right)}{\Gamma\left(\frac{\theta}{\alpha}\right)} \frac{\Gamma(\theta)}{\Gamma(\theta + n)} \\ &\propto \frac{1}{\alpha} \left[ \psi^0\left(\frac{\theta}{\alpha} + k\right) - \psi^0\left(\frac{\theta}{\alpha}\right) \right] + \psi^0(\theta) - \psi^0(\theta + n) \\ &\equiv a_\theta(\alpha, \theta | n, k), \end{aligned} \quad (S3)$$

$$\begin{aligned} \frac{\partial P}{\partial \alpha} &\propto \frac{\theta}{\alpha^2} \left[ \psi^0\left(\frac{\theta}{\alpha}\right) - \psi^0\left(\frac{\theta}{\alpha} + k\right) \right] + \frac{k}{\alpha} + \sum_i r_i [\psi^0(i - \alpha) - \psi^0(1 - \alpha)] \\ &\equiv a_\alpha(\alpha, \theta | k, \mathbf{r}). \end{aligned} \quad (S4)$$

where  $\Gamma(z)$  is the Euler  $\Gamma$ -function and  $\psi^0(z)$  is the Digamma function, defined as

$$\psi^0(z) \equiv \frac{d}{dz} \ln \Gamma(z) = \int_0^\infty \left( \frac{e^{-t}}{t} - \frac{e^{-zt}}{1 - e^{-t}} \right) dt; \quad (S5)$$

we have introduced  $r_i$  to indicated the number of tokens with multiplicity  $i$ , with  $\sum_i r_i = k$  and  $\sum_i i r_i = n$ .

In the gradient ascent algorithm with momentum, we can regard  $\alpha$  and  $\theta$  as the coordinates of a unit mass point moving in a damping medium, i.e., subject to a force proportional to the speed that opposes the movement [1]. The recursive equations can be written as:

$$\begin{cases} \alpha(t+1) = \alpha(t) + I_\alpha v_\alpha(t+1) \\ v_\alpha(t+1) = \eta v_\alpha(t) + a_\alpha(t) \end{cases} \quad \begin{cases} \theta(t+1) = \theta(t) + I_\theta v_\theta(t+1) \\ v_\theta(t+1) = \eta v_\theta(t) + a_\theta(t) \end{cases} \quad (S6)$$

where  $1 - \eta$  are dissipation terms. The gradient ascent algorithm with momentum is known to increase the rate of convergence with respect to a simple gradient ascent, that is recovered in the case  $\eta = 1$ .

To improve and speed up the convergence around the maximum, we added a second feature. When a derivative changes sign, we consider a step of the bisection method: we replace the value of  $\alpha$  or  $\theta$ , depending on the derivative of whom changes sign, with its average over the last two steps, and we halve the corresponding value of the speed.

We also add a correction procedure that ensures to obtain admissible values for  $\alpha$  and  $\theta$ : when they exit to their admissible range ( $\alpha \in [0, 1)$  and  $\theta > -\alpha$ ), they are reset to a value close to the border (0.01 and 0.99 for  $\alpha$  and  $-\alpha + 0.1$  for  $\theta$ ), and we continue the optimization from this new starting point. Each time we need to adopt this correction procedure, we modify the parameters in (S6) by halving  $\eta$  and the scaling  $I_s$  ( $s = \alpha, \theta$ ) of the variable that exited the admissible range. If we need to adopt this correction procedure more than  $N = 50$  times, we exit the optimization and fix the values of  $\alpha$  and  $\theta$  to their current values or to a value close to the border (0.001 and 0.999 for  $\alpha$  and  $-\alpha + 0.01$  for  $\theta$ ) if the current value is outside the admissible range.

The starting values we chose for  $\alpha$  and  $\theta$  are respectively 0.3 and  $k$  (the number of distinct tokens), while we initially set  $I_\alpha = 10^{-4}$ ,  $I_\theta = 1$  and  $\eta = 0.9$ .

## CORPORA

In the main text, we considered different corpora to test our approach under diverse conditions. We chose literary corpora to investigate the effect of different languages while using long texts from a few tens of authors. On the other hand, we used two English corpora of informal texts – one of email, the other of blog posts – to evaluate our approach in more challenging cases with thousands or hundreds of thousands of shorter texts.

*The Literary Corpora.* Using different languages may present challenges for Authorship Attribution. For example, changing language, a word may have a single form or many, depending on its semantic role. Adjectives have one form in English (*red*), up to four in Italian (*rosso, rossa, rossi, rosse*), ten in Polish (*czerwony, czerwona, czerwone, czerwonego, czerwonej, czerwonego, czerwona, czerwonym, czerwonych, czerwonymi*). This may introduce differences in favour of one or another language as investigated in the works of Eder and collaborators [2–5].

To investigate this, we considered three corpora of literary texts: (1) English, (2) Italian, (3) Polish. From every corpus, we excluded authors that had only one book.

The English corpus consists of 439 books from 44 authors active in the UK around the end of the 19<sup>th</sup> century. It is derived from the one used in [6], from which we selected only native British English speakers from the UK alive in 1894 to ensure a relative linguistic uniformity. Further, to disentangle the effect of language variation to that of unbalance in the authors representation (that will be investigated on informal corpora), we adopt the following procedure: for each author with more than ten books in the corpus, we only retain the ten books with length closest to the average length of her texts, plus one tenth of the remaining production randomly sampled.

The Italian corpus contains 171 books from 39 contemporary Italian authors. It is derived from the one used during the workshop “Drawing Elena Ferrante’s Profile” held in Padova, Italy in September 2017 extended as in [7] but without the writings from Elena Ferrante. The author behind this *nom de plume* was never officially identified, and the inclusion of her books would have added a significant source of noise.

The last of the literary corpora contains 100 books from 34 Polish authors. It is derived from a benchmark corpus of 100 Polish novels, covering the 19th and the beginning of the 20th century. We removed one book corresponding to the only instance by Magdalena Samozwaniec. Thus, we used 99 novels by 33 authors (1/3 female writers, 2/3 male writers). The Computational Stylistics Group at the Institute of Polish Language[8] prepared the corpus for stylometric analysis.

*The Informal Corpora.* The Email and Blog corpora have already been used as testbeds for other approaches and present partly complementary features: The Email corpus is mainly composed of very short texts, while the Blog corpus contains a considerable number of authors. We detail the two corpora here below.

The Email corpus is one of the corpora used during the PAN’11 contest [9]. The corpus has been developed based on the Enron Email corpus[10] and divided into sections to account for different attribution and verification scenarios. We selected only one pair of the twelve separate training and test collections – of which six are dedicated to author verification. We use the “Large” training sets provided for authorship attribution containing 9337 documents by 72 different authors. As a test set, we chose the one containing texts written by authors also present in the training set. The tasks at PAN’11 intended to reflect a “natural” task environment, so the curators included texts in languages different from English or automatically generated. The curators automatically replaced personal names and email addresses with <NAME/> and <EMAIL/> tags, respectively, and we maintain this procedure. Under any other respect, the curators declare that the texts are guaranteed to be identical to the original. The original curators of the

corpus had determined authorship based on the “From” email headers. The curators tried to match all the addresses belonging to the same individual; however, they acknowledged some errors.

The last and largest dataset we considered is the Blog corpus. This is a collection of 678,161 blog posts by 19,320 authors took from [11][12]. This corpus is valued for its size and, even if it has been around for quite a long time, it is still in use to test novel stylometric approaches [13–15]. This corpus is challenging for the need to handle many authors/texts on one hand, and for the presence of texts of very short length on the other hand ( $\sim 0.5\%$  of the posts have at most ten characters, and  $\sim 11.5\%$  have no more than 100). Many authorship attribution approaches require the corpus to be reduced [13, 16, 17]. For this reason, in addition to the whole corpus, we also analyze a subset of the 1000 most prolific authors to compare with results in [18, 19].

Every text is encoded by using a single-byte encoding ISO 8859-1 for Italian and English texts, ISO 8859-2 for the Polish ones. While this forces transliterating some rare off-encoding characters (e.g. a Greek quotation in an English book), it simplifies feature extraction.

## LDAH IMPLEMENTATION

The Latent Dirichlet Allocation (LDA) is one of the most popular method for topic modeling, firstly used for topic discovery in [20]. It is based on the identification of documents as random mixtures over latent topics, where each topic is characterized by a distribution over words. The LDA-H is a variation of the LDA, proposed in [18], that uses in addition the Hellinger distance to quantify the dissimilarity between the stochastic sources at the root of two different documents and in 2011 achieved state-of-the-art results in the field of authorship attribution. The attribution scheme outlined in [18] consists in two steps: in the first one, LDA is used to reduce the dimensionality of each document  $i$  in the corpus to a topic distribution  $\theta_i$ ,  $i = 1, \dots, T$ , specifically a multinomial distribution of dimensionality  $T$ . In the second step, the most likely author of a document is found by minimizing the Hellinger distance between document topic distributions, which is defined as:

$$D(\theta_1, \theta_2) = \sqrt{\frac{1}{2} \sum_{t=1}^T (\sqrt{\theta_{1,t}} - \sqrt{\theta_{2,t}})^2} \quad (S7)$$

where  $\theta_1$  and  $\theta_2$  represent the topic distributions of the documents 1 and 2 and  $\theta_{i,t}$  is the probability of the topic  $t$  in document  $i$ .

The authors propose two variants of the model [18]:

1. Multi-document (LDAH-M). In this instance-based version, distances are computed between the topic distribution of the anonymous text and all the known texts. The author whose texts are on average closer to the anonymous one is returned as the most likely author of the test document.
2. Single-document (LDAH-S). In this case all the documents from each author are chained together in a profile document. The authorship of the anonymous text is attributed to the author whose profile document has the closest topic distribution.

Here we rely on the second approach, which was found to achieve better performance on large dataset [18].

The LDA uses as priors for the distribution of topics in each document and for the distribution of words inside each topic a  $T$ -dimensional symmetric Dirichlet distribution with parameters  $\alpha$  and  $\beta$  respectively. The posterior distributions are sampled through a collapsed Gibbs sampling. Once the distribution of words inside each topic is inferred using the test set, the topics distribution of the anonymous text is inferred. We used the `lda` module for Python [21] which in turn cites [20, 22, 23] for its implementation. It differs from the original implementation from LingPipe [24], that looks discontinued since 2011, for the method to estimate the topics distribution of the anonymous text, that relies on [25, 26]. Following [19], we run 4 chains with a burn-in of 1,000 iterations and, after the burn-in, we took 8 samples spaced 100 iterations. For each sample we compute the Hellinger distance between the profile document and the anonymous text topic distributions, and then average of the 32 values obtained.

To fix the model parameters, we follow [18], which in turn refers to [22], and we set  $\alpha = \min(0.1, 50/T)$  and  $\beta = 0.01$ . The number of topics is fixed to  $T = 100$ , that is in the range of optimal values estimated for different datasets in [18].

## ACCURACY RESULTS AND OPTIMAL PARAMETERS

As described in the main text, we use part of the database as training set to select between alternative criteria (definition of the base distribution, definition of the tokens, attribution of the whole text from fragments) and to fix the values of some free hyperparameters (the constant  $\delta$  and the length of the fragments).

More specifically, we choose the strategies and the values of the hyperparameters that jointly optimize accuracy in the training set. The optimum value of the parameter  $\delta$  is searched in the range  $\delta \in [10^{-2}, 10^1]$  and different lengths of fragments are tested ranging from 1 to  $10^4$  tokens, plus full documents. As described in the main text, we consider different types of tokens ( $N$ -grams and LZ77 sequences of different lengths), with  $N$  to be optimized, and we tested two definitions for the base distribution  $P_0(y)$ , namely the global frequency of the token  $y$  in the corpus and an author dependent frequency  $P_0^{(A)}(y)$  obtained by considering only a subset of the corpus containing all the words that do not appear in the author  $A$ . Finally, we consider two alternative strategies for the attribution of the anonymous sequence: a majority rule (MR) and a maximum likelihood principle (ML). In both cases we divide the anonymous text into fragments of size  $s$ , and then attribute each of them by maximizing its conditional probability as expounded in the main text. Then, the whole text is either attributed to the author with the maximum number of attributed fragments (majority rule or MR), or to the one that maximizes the joint probability of all the fragments, factorised in single-fragment components upon the assumption of statistical independence between fragments (maximum likelihood or ML).

The training sets of the literary corpora and of the Blog Corpus are defined by following the ten folds stratified cross-validation scheme, while for the email corpus we unified the train and validation sets already provided with the dataset. Then, we found the optimal value of the parameters on the obtained training set by following two different procedures, according to the size of the dataset: for the literary corpora and the Email corpus we applied the leave-one-out criterion, while for the Blog corpus (substantially larger) we retain the partition in ten folds and use in turn each of the nine folds of the previously defined training set as validation set. For the whole Blog corpus, for computational reasons, we followed the procedure for only one of the nine folds, while for the subset of 1000 most prolific authors we progressively slide on all the nine folds. In addition, in the case of the whole Blog corpus, we do not optimize neither the length  $N$  of the  $N$ -grams, which we fix to 5, nor the fragments' size, and use directly the whole document. This latter choice also makes the optimisation of the attribution criterion unnecessary.

For sake of completeness, in Figure S1 we report the criteria and the hyperparameters' values that are optimal for each partition and for each dataset. Note that in the smaller corpora, different sets of parameters can lead to the same attribution accuracy on the training set. This effect is indeed relevant for the Polish corpus (where we find identical performance for 9 different values of the fragment length when we consider one fold, up to 24 equivalent choices of parameters when ten folds are considered), while is negligible in the Italian and English corpora (where 4 and 2 ties occur respectively) and is not observed in larger corpora.

In Table S1, we present the numerical accuracy of our methods and of the methods we compare with, i.e., the average values reported in Fig. 2 of the main text. We also add here the attribution accuracy on the test set. For the informal corpora, we notice an increase in attribution rate from the training to the test corpora. For the email corpus, also other methods exhibit a similar behaviour [19, 27] and is probably related to the particular partition considered. For the Blog corpus, this information is not available for the other methods. A slight greater accuracy on the test set than on the training set of our method suggests that the corpus is big enough to prevent overfitting and the method increases accuracy when the authors of reference are represented by longer sequences.

## EFFECT OF THE TOKENS' CHOICE

In Figure S2, we show the attribution accuracy, for different choices of the tokens, as the length of the fragments varies. In all the plots, we maximised the attribution over the choices of the normalisation of  $P_0$ , the kind of attribution and the length  $N$  of  $N$ -grams or the window size to search for repeated sequences respectively. On the top panel, the value of  $\delta$  equals 1, while in the bottom this is optimised as well.

We also include Dictionary Words obtained by removing punctuation and symbols and splitting the sequence using spaces. We do not apply any lemmatiser, and we acknowledge the presence of tokens like 'doesen' that, even if it is not a regular English word, is the expected behaviour also of other tokenisation techniques, e.g. [29].

We observe how one main effect of the optimisation over  $\delta$  is to reduce the effect of the varying fragment length. Since the search on  $\delta$  can be implemented in a very efficient way, the optimisation can compensate for a coarser search over the values of  $F$ .

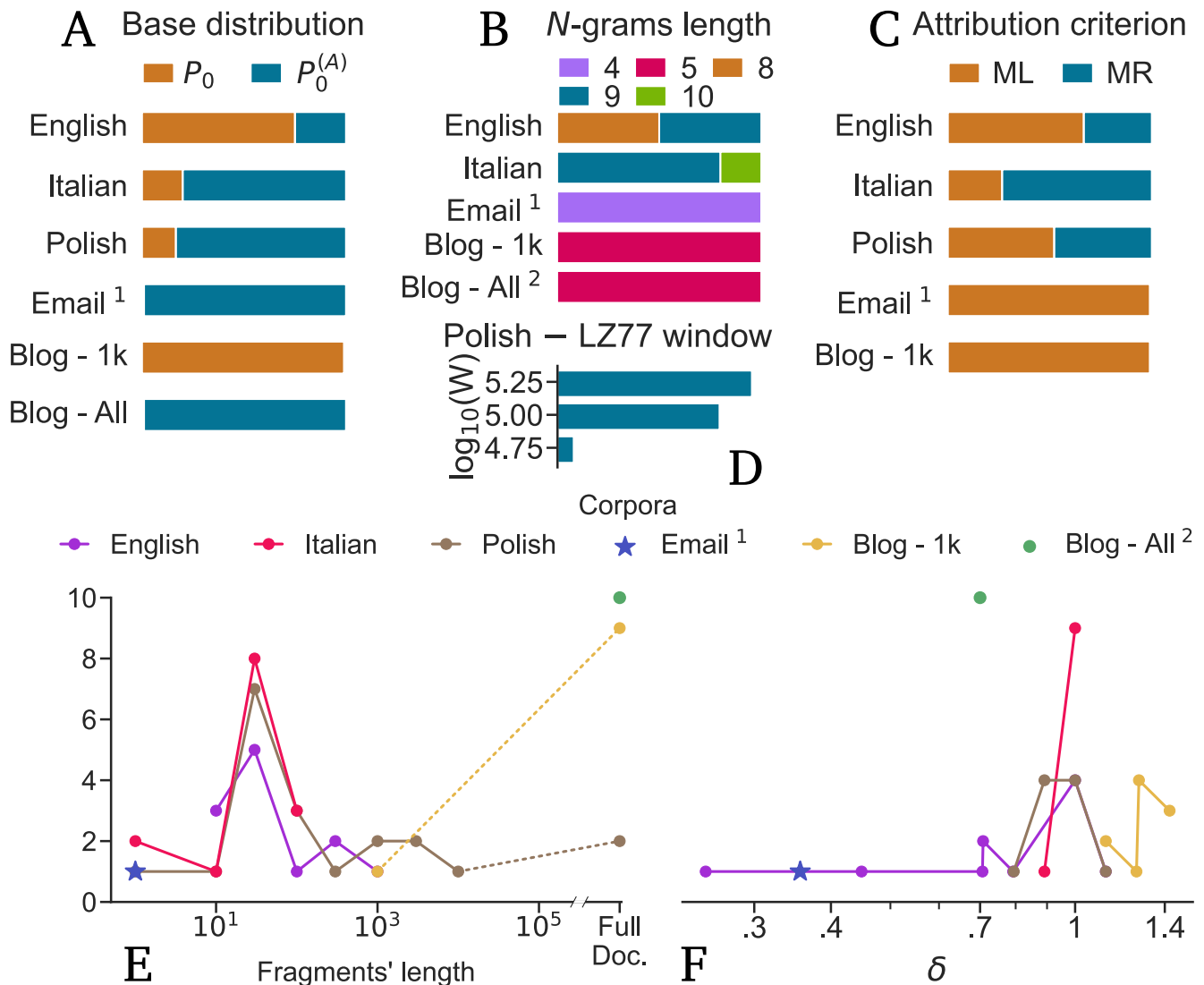


FIG. S1. **Optimal parameters for the attribution task.** show the frequency of the various choice of parameters that maximise the attribution on the training set, over the ten partitions and for each dataset. Panel **A**: choice of the base distribution  $P_0$  (see main text and above). Panels **B** and **D**: kind of tokens. For each corpus either the  $N$ -grams or the LZ77 sequences are always selected. We achieve a higher accuracy with  $N$ -grams for all the corpora with the exception of the Polish literary corpus, where the LZ77 sequences turned out to be the optimal choice. The optimal  $N$ -grams length varies over different corpora, including  $N = 4$  (in purple),  $N = 5$  (in fuchsia),  $N = 8$  (in goldenrod),  $N = 9$  (in cyan),  $N = 10$  (in green), and only slightly inside each corpus. For the Polish literary corpus (panel **D**), we report an histogram of the logarithm of the length of the LZ77 window. Panel **C**: we compare the two considered criteria for the attribution (see main text and above): Maximum Likelihood (in goldenrod) and Majority Rule (in cyan). In the bottom panel, we plot the number of folds in which a given length of fragments (panel **E**) and a given value of the parameter  $\delta$  (panel **F**) were optimal. Note that in panel **E** we can appreciate the fact that multiple values of the same parameters can lead to identical level of accuracy. As a consequence, by summing up the number of folds where different values of the fragment length are optimal, we can exceed the maximum 10. textbfNotes: <sup>1</sup> the Email corpus has only one set of parameters as the test set is predefined. <sup>2</sup> we did not optimise the  $N$ -gram length and the fragment size for the whole Blog corpus (refer to the section above). We selected  $N = 5$  and whole document *a priori*. We thus do not apply any attribution criterion from fragments.

[1] N. Qian, On the momentum term in gradient descent learning algorithms, *Neural networks* **12**, 145 (1999).

[2] M. Eder, Style-markers in authorship attribution: a cross-language study of the authorial fingerprint, *Studies in Polish Linguistics* **6** (2011).

	LDA-H	CE	DADT-P	TDM	CP/DP	$\delta$ -CP/DP	CP/DP <sup>TRAIN</sup>	$\delta$ -CP/DP <sup>TRAIN</sup>
English	.877 <sup>a</sup>	.853	—	—	.913	<b>.918</b>	.924	.926
Italian	.830 <sup>a</sup>	.900	—	—	.929	<b>.935</b>	.927	.929
Polish	.769 <sup>a</sup>	.870	—	—	<b>.899</b>	.838	.949	.956
E-mail	.426	—	<b>.594</b>	.542	.521	.558	.497	.518
Blog 1K	.216	—	.437	—	<b>.494</b>	<b>.495</b>	.489	.490
Blog All	.079	—	.286	.308	<b>.369</b>	<b>.393</b>	.358	.386

<sup>a</sup> Our implementation.

TABLE S1. Attribution results. We report the fraction of correctly attributed texts. The values in the table are averages over ten partitions of the dataset in test and training sets, as discussed in the main text. We take values for the LDA-H on the informal corpora, the DADT-P and the TDM algorithms from [19], [27], and [28], respectively. They have to be taken as indicative since the actual composition of the test and training sets in the ten partitions may be different.

- [3] J. Rybicki and M. Eder, Deeper Delta across genres and languages: do we really need the most frequent words?, *Literary and Linguistic Computing* **26**, 315 (2011), <https://academic.oup.com/dsh/article-pdf/26/3/315/3955977/fqr031.pdf>.
- [4] M. Eder and J. Rybicki, Do birds of a feather really flock together, or how to choose training samples for authorship attribution, *Literary and Linguistic Computing* **28**, 229 (2012).
- [5] M. Eder, Does size matter? Authorship attribution, small samples, big problem, *Digital Scholarship in the Humanities* **30**, 167 (2015).
- [6] S. Lahiri, Complexity of word collocation networks: A preliminary structural analysis, arXiv preprint arXiv:1310.5111 (2013).
- [7] M. Lalli, F. Tria, and V. Loreto, Data-Compression Approach to Authorship Attribution, in *Drawing Elena Ferrante’s Profile: Workshop Proceedings, Padova, 7 September 2017*, edited by A. Tuzzi and M. A. Cortelazzo (Padova UP, 2018).
- [8] [https://github.com/computationalstylistics/100\\_polish\\_novels](https://github.com/computationalstylistics/100_polish_novels).
- [9] S. Argamon and P. Juola, Overview of the International Authorship Identification Competition at PAN-2011 (2011).
- [10] <http://www.cs.cmu.edu/enron/>.
- [11] J. Schler, M. Koppel, S. Argamon, and J. W. Pennebaker, Effects of age and gender on blogging., in *AAAI spring symposium: Computational approaches to analyzing weblogs*, Vol. 6 (2006) pp. 199–205.
- [12] Available for download from [u.cs.biu.ac.il/~koppel](http://u.cs.biu.ac.il/~koppel).
- [13] C. Saedi and M. Dras, Siamese networks for large-scale author identification, *Computer Speech & Language* **70**, 101241 (2021).
- [14] Q. Li, L. Chen, S. Jing, and D. Wu, Knowledge distillation on cross-modal adversarial reprogramming for data-limited attribute inference, in *Companion Proceedings of the ACM Web Conference 2023 (WWW ’23 Companion), April 30-May 4, 2023, Austin, TX, USA*. (ACM, 2023).
- [15] M. N. Jeyaraj and S. J. Delany, Author gender identification considering gender bias, in *Artificial Intelligence and Cognitive Science: 30th Irish Conference, AICS 2022, Munster, Ireland, December 8–9, 2022, Revised Selected Papers* (Springer, 2023) pp. 214–225.
- [16] F. Jafariakinabad and K. A. Hua, Unifying Lexical, Syntactic, and Structural Representations of Written Language for Authorship Attribution, *SN Computer Science* **2**, 1 (2021).
- [17] J. Patchala and R. Bhatnagar, Authorship attribution by consensus among multiple features, in *Proceedings of the 27th International Conference on Computational Linguistics* (2018) pp. 2766–2777.
- [18] Y. Seroussi, I. Zukerman, and F. Bohnert, Authorship attribution with latent Dirichlet allocation, in *Proceedings of the fifteenth conference on computational natural language learning* (2011) pp. 181–189.
- [19] Y. Seroussi, F. Bohnert, and I. Zukerman, Authorship attribution with author-aware topic models, in *Proceedings of the 50th Annual Meeting of the Association for Computational Linguistics (Volume 2: Short Papers)* (2012) pp. 264–269.
- [20] D. M. Blei, A. Y. Ng, and M. I. Jordan, Latent dirichlet allocation, *Journal of machine Learning research* **3**, 993 (2003).
- [21] Contributors to the LDA project, lda: Topic modeling with latent Dirichlet allocation, <https://github.com/lda-project/lda> (2020), accessed May 2023.
- [22] T. L. Griffiths and M. Steyvers, Finding scientific topics, *Proceedings of the National academy of Sciences* **101**, 5228 (2004).
- [23] J. K. Pritchard, M. Stephens, and P. Donnelly, Inference of Population Structure Using Multilocus Genotype Data, *Genetics* **155**, 945 (2000), <https://www.genetics.org/content/155/2/945.full.pdf>.
- [24] Alias-i, LingPipe 4.1.2, <http://http://www.alias-i.com/lingpipe/> (2011), accessed August 2021.
- [25] W. Buntine, Estimating likelihoods for topic models, in *Asian Conference on Machine Learning* (Springer, 2009) pp. 51–64.
- [26] H. M. Wallach, I. Murray, R. Salakhutdinov, and D. Mimno, Evaluation Methods for Topic Models, in *Proceedings of the 26th Annual International Conference on Machine Learning, ICML ’09* (Association for Computing Machinery, New York, NY, USA, 2009) pp. 1105–1112.

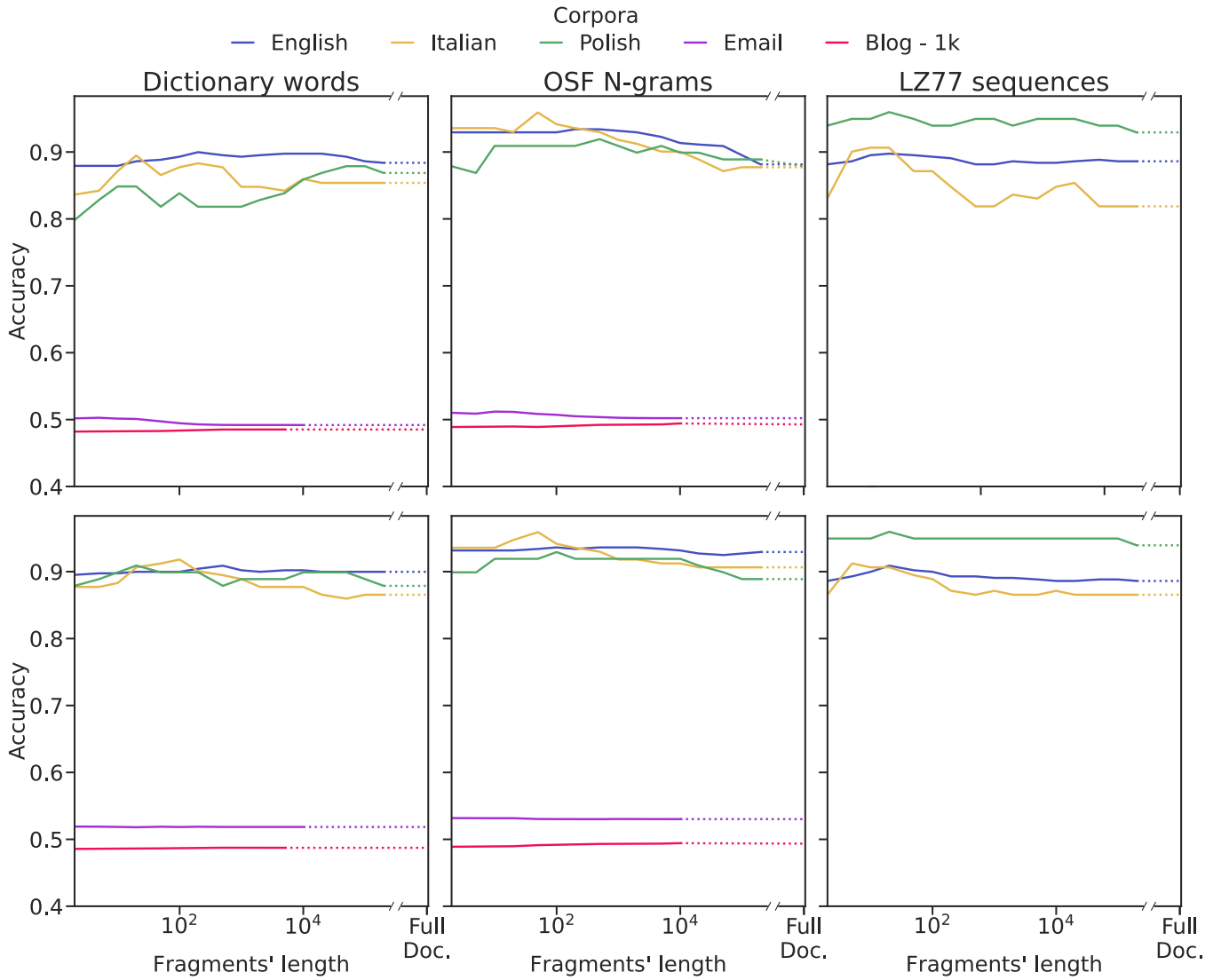


FIG. S2. Results of a leave-one-out experiment for all corpora using the different definition of tokens: *Dictionary words*, *Overlapping Space Free N-grams* (OSF N-grams), and *LZ77 sequences*. In the top row the results with the global normalisation constant  $\delta$  fixed to one. In the bottom row the results maximising over the values of  $\delta$ . These results are the maximum over the choices of  $P_0$  and attribution rule.

- [27] Y. Seroussi, I. Zukerman, and F. Bohnert, Authorship attribution with topic models, *Computational Linguistics* **40**, 269 (2014).
- [28] M. Yang, D. Zhu, Y. Tang, and J. Wang, Authorship attribution with topic drift model, in *Thirty-First AAAI Conference on Artificial Intelligence* (2017).
- [29] Y. Zhao and J. Zobel, Entropy-based authorship search in large document collections, in *European Conference on Information Retrieval* (Springer, 2007) pp. 381–392.

# Innovation processes for inference

Giulio Tani Raffaelli\*

*Institute of Computer Science of the Czech Academy of Sciences,  
Pod Vodárenskou věží 2, 182 07 Prague, Czech Republic*

Margherita Lalli\*

*IMT School for Advanced Studies, Piazza S. Francesco 19, 55100 Lucca, Italy*

Francesca Tria†

*Sapienza University of Rome, Physics Department,  
Piazzale Aldo Moro 5, 00185 Rome, Italy*

(Dated: June 9, 2023)

In this letter, we introduce a new approach to quantify the closeness of symbolic sequences and test it in the framework of the authorship attribution problem. The method, based on a recently discovered urn representation of the Pitman-Yor process, is highly accurate compared to other state-of-the-art methods, featuring a substantial gain in computational efficiency and theoretical transparency. Our work establishes a clear connection between urn models critical in interpreting innovation processes and nonparametric Bayesian inference. It opens the way to design more efficient inference methods in the presence of complex correlation patterns and non-stationary dynamics.

Innovation is present in a wide variety of human activities and natural processes, such as artistic and technological production, new behaviors, or the emergence of genomic variants. All these systems have in common that their possible states are not predefined and fixed once and for all. New possibilities continuously enter and have to be considered. Nonparametric Bayesian inference is a powerful tool for inference and prediction in these situations. It allows us to set probabilities on unseen events and to deal with an ever-increasing number of new possibilities. State-of-the-art methods based on this framework appear in fields as diverse as - without being exhaustive - estimation of diversity [1–5], classification problems [6, 7], bayesian modeling of complex networks [8, 9], and they take a considerable role in Natural Language Processing [10, 11].

The Dirichlet process [12], and a generalization of it, the two parameters Poisson-Dirichlet process (or Pitman-Yor process) [13], gained a special place as priors in nonparametric Bayesian inference for their properties of generality and manageability [14]. They denote a family of stochastic processes whose realizations are almost surely discrete probability distributions. The data in a typical nonparametric inference problem are sequences of extractions from these random probabilities, and a crucial property is that repetitions and novelties can occur at any time. In particular, taken a sequence of  $t$  extractions  $x^t \equiv$

$x_1, \dots, x_t$ , the conditional probabilities of drawing an *old* (already seen) element  $y$  at time  $t + 1$  and a *new* one (not seen until time  $t$ ) completely define the process and read respectively:

$$P(x_{t+1} = y \mid x^t) = \frac{n_{y,t} - \alpha}{\theta + t}, \text{ if } n_{y,t} > 0 \quad (1)$$

$$P(x_{t+1} = y \mid x^t) = \frac{\theta + \alpha D_t}{\theta + t} P_0(y), \text{ if } n_{y,t} = 0$$

where  $n_{y,t}$  is the number of elements of type  $y$  at time  $t$  and  $D_t$  is the total number of distinct types appearing in  $x^t$ ;  $\alpha \geq 0$  and  $\theta > -\alpha$  are two real-valued parameters and  $P_0(\cdot)$  is a given distribution on the variables' space, called the *base* distribution. The special case  $\alpha = 0$  yields the Dirichlet process, which is associated with a logarithmic growth of  $D_t$  in  $t$  and finds a counterpart, in the framework of urn models, in the Hoppe model [15]. The two parameters Poisson-Dirichlet process (PD in the following) is defined by  $0 < \alpha < 1$  and predicts the asymptotic behavior  $D_t \sim t^\alpha$  [16], which makes its use more convenient in linguistically motivated problems.

Recently, the authors in [17, 18] established a connection between the PD process and an urn-based model [19] aimed at capturing the mechanisms behind innovation dynamics by resting on Kaufman's idea of adjacent possible [20]. The simplest setting in [19] (the urn model with triggering, UMT) generates sequences of symbols exhibiting fundamental properties shared by



real-world processes involving innovations. Well-known examples include the Heaps law (describing the appearance rate of novelties [21]), the Taylor law (related to their fluctuations [17, 22, 23]) and the Zipf law (associated with the occurrence distributions of the elements [24, 25]). The flexibility of the urn model representation allows further generalizing the model to account for relevant correlation patterns and nonstationary dynamics [19, 26, 27]. Moreover, the model can be cast in the framework of random walks on graphs, opening the way to further interesting perspectives [28, 29]. The UMT model features an exchangeable [30, 31] extension and, upon a proper redefinition of the parameters, the conditional probabilities of the PD process are recovered [17, 18].

The connection outlined above between non-parametric Bayesian models and urn processes paves the way to the use in inference problems of more sophisticated models relaxing the assumption of exchangeability. Moreover, it suggests a change in perspective that sensibly simplifies the formal setting, as will be clear in the following. We test here this novel approach by addressing a typical inference problem. In particular, we propose a method for the authorship attribution task, and we compare our performance with that of different state-of-the-art approaches in the field. We test it and find promising results, in different situations, from literary texts to blogs to emails, showing that the method can scale to large, imbalanced datasets and is robust to language variation.

*The Method for Authorship Attribution* — By following the line of Information Theory [32, 33], we can regard an author as a stochastic source producing sequences of characters. Here, we assess the similarity between two symbolic sequences by computing the probability that the same source generates them and, in addition, they are part of the same realization from it. More explicitly, let  $x_1^n$  and  $x_2^m$  be two symbolic sequences, not necessarily of the same length. Given their generative process – their source –, we can compute the conditional probability  $P(x_1^n | x_2^m)$ , i.e. the probability that  $x_1^n$  is the continuation of  $x_2^m$ . In the authorship attribution task,  $x_1^n$  is the symbolic sequence representing the anonymous text  $T$ , and  $x_2^m$  is the symbolic sequence representing a possible author  $A$ ,

obtained by pasting her texts one after the other. We consider the class of PD processes, and different values of  $\alpha$  and  $\theta$  characterize the specific distribution associated with an author. We can make several choices for defining the variables – tokens –  $x_i$  and will discuss them shortly. From Eqs. 1 we can write:

$$P(T | A) = \frac{(\theta^{(A)} + \alpha^{(A)} D_m^{(A)} | \alpha^{(A)})_{D_{m+n}^{(T \cup A)} - D_m^{(A)}}}{(\theta^{(A)} + m)_n} \prod_{j=1}^{D_n^{(T)}} Q_j, \quad (2)$$

$$Q_j \equiv \begin{cases} (1 - \alpha^{(A)})_{n_{j,n}^{(T)} - 1} P_0(y_j) & \text{if } y_j \notin A \\ (n_{j,m}^{(A)} - \alpha^{(A)})_{n_{j,n}^{(T)}} & \text{otherwise.} \end{cases}$$

where the product runs on all distinct tokens (types)  $D_n^{(T)}$  in the text  $T$  (namely  $\{y_j\}_{j=1}^{D_n^{(T)}}$ ),  $D_n^{(A)}$  counts the types in  $A$ ,  $D_{m+n}^{(T \cup A)} - D_m^{(A)}$  refers to the number of types in  $T$  that do not appear in  $A$  and  $n_{j,s}^{(K)}$  is the number of occurrences of  $y_j$  in  $K$  (with  $K = A, T$  and  $s = m, n$  respectively). The Pochhammer symbol and the Pochhammer symbol with increment  $k$  are defined respectively by  $(z)_n \equiv z(z+1) \dots (z+n-1) = \Gamma(z+n)/\Gamma(z)$  and  $(z | k)_n \equiv z(z+k) \dots (z+(n-1)k)$ . We note that, thanks to the exchangeability of the process, the order we use to attach texts in the sequence  $A$  does not affect the probability 2 and for the same reason we can safely attach  $T$  after the sequence  $A$ . We fix  $\alpha$  and  $\theta$  to the values that maximize the likelihood  $P(A)$  of each author (refer to the SI [34] for details).

A note is now in order. Eqs. (1) are only valid when  $P_0$  is non-atomic, i.e., when each new token can be drawn from  $P_0$  at most once with probability 1. This requirement is clearly satisfied if the random variables take values in the real space. On the opposite, when  $P_0$  is a discrete probability distribution (it has atoms), an already seen value  $y$  can be drawn again from it, and the conditional probabilities no longer have the simple form as in eqs. (1). In this case, latent variables must be added to take account of multiple extractions and numerical methods such as Markov Chain Monte Carlo are needed for the evaluation of the conditional probability (refer, for instance, to [35]). In a problem of language processing, the tokens are naturally embedded in a discrete space, which has led in the Bayesian framework to the development of a hierarchical formulation of the PD process [36, 37].

In these approaches, the  $P_0$  is the (almost surely discrete) outcome of another PD process with a non-atomic base distribution. Efficient sampling algorithms for the posterior distributions [38–40] have been developed in this framework.

Here we follow a different approach, computationally more convenient and theoretically more flexible, where we formally assume that the tokens take values from an uncountable set; therefore, the probability of drawing the same token  $y$  from  $P_0$  more than once is 0. We can think of  $P_0$  as a prior probability on the adjacent possible space in [19]. As a consequence, we can use the simple eqs. 2, where we need to make some arbitrary choices for the actual definition of the base distribution.

In this work, we identify  $P_0(y)$  with the frequency of  $y$  in the dataset. This choice can have many limitations and drawbacks, especially in small datasets where the frequency of the different tokens can substantially differ from the true probability – if the latter exists. However, it remains the choice with minimal assumptions. We consider two possible corrections that can also be combined: (i) We introduce a global normalization constant  $\delta > 0$  that multiplies  $P_0$  to correct for the finite size estimate: it acts as an additional parameter whose effect is to suppress ( $\delta < 1$ ) or enhance ( $\delta > 1$ ) the probability of introducing a novelty in  $T$ ; (ii) we introduce an author-dependent base distribution by considering, for each author  $A$ , the frequency of the tokens that do not appear in  $A$ . The latter procedure effectively replaces  $P_0(y)$  with  $P_0^{(A)}(y) = \frac{P_0(y)}{P(A^c)}$ , where  $A^c$  denotes the set of all distinct tokens that do not appear in  $A$ . This choice, although it brakes the exchangeability between  $A$  and  $T$ , yielded better results especially in datasets with short texts and few samples for each author.

With regard to the choice of tokens, i.e., the variables  $x_i$  in (2), we considered different options. Here we focus on the ones that yielded the best results: Overlapping Space-Free  $N$ -Gram [41] (OSF), i.e., strings of characters of fixed length  $N$  that include spaces only as first or last characters, thus discarding words shorter than  $N - 2$ . We further explore a hybrid approach, which gave optimal results for one of the considered dataset (see SI [34]), where we exploit the structure captured by the Lempel and

Ziv compression algorithm (LZ77) [42]. Namely, we consider LZ77 Sequences as tokens, i.e., repeated sequences extracted through a modified version [43] of the Lempel and Ziv algorithm already used for attribution purposes in [44].

Finally, when attributing the unknown text, we also adopt the procedure of dividing it into fragments and evaluating their probability separately. The whole document is then attributed either to the author that maximizes the probabilities of most fragments, or the author that maximizes the whole document probability computed by considering the fragments as independent. We optimize this choice on each specific dataset.

*Results.* —

We test our approach on literary corpora and informal corpora. To challenge the generality of our method versus language variation [48], we consider three corpora of literary texts in three different languages (English, Italian, and Polish) belonging to distinct Indoeuropean families and bearing a diverse degree of inflection. We also consider informal corpora, mainly composed of English texts, namely an email corpus [49] and a blog corpus [50]. The latter is one of the largest datasets used to test methods for authorship attribution [51], and we further use the subset of its 1,000 most prolific authors to compare with [45, 46, 52]. The email and blog corpora are particularly challenging for the attribution task due to the strong unbalance in the number of samples per author and in the length of the texts (see Fig. 1, panel A, and the SI [34] for details). In Fig. 1 (panels B–F), we perform a leave-one-out experiment on the whole datasets to assess the effect of the parameter  $\delta$  and the length of fragments values on the attribution accuracy. Although fixing  $\delta = 1$  is often optimal, a finer tuning can improve accuracy and correct for a non-optimal choice of the length of fragments (e.g., in the literary English dataset).

In the case of informal corpora, we compare our method with state-of-the-art methods in the family of topic models [38]. Topic models are among the most established applications of non-parametric Bayesian techniques in natural language processing, and different authorship attribution methods rely on this approach. Those methods achieve state-of-the-art performances, particularly in informal corpora with many reference authors and typically short texts. More-

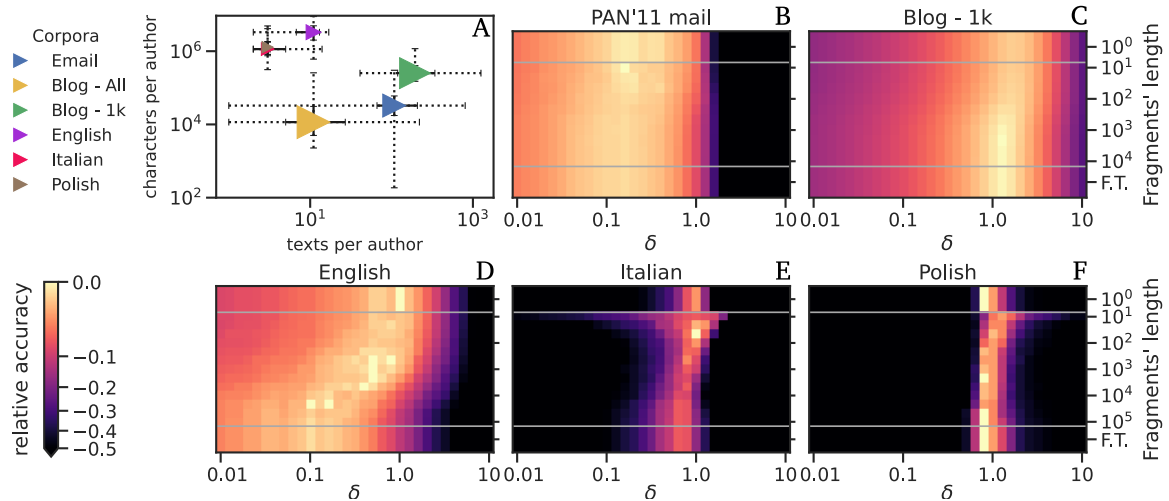


FIG. 1. In panel A we offer a pictorial view of the size of the considered corpora. The size of the triangles are proportional to the logarithm of the corpus size, measured as number of documents. The distributions of the numbers of texts ( $x$  axis) and of the numbers of characters ( $y$  axis) per author are represented by their interquartile range (continuous line) and, to better stand for their large tails, by the 95% interval (dotted line). Panels B to F report the attribution accuracy varying the length of the fragments and the  $\delta$  value in a leave-one-out experiment on the whole dataset. The colour scale refers to the difference relative to the maximum attribution accuracy obtained in each dataset. In the upper band the considered length of fragments is of a single token. In the lower band the text is not partitioned in fragments (Full Text).

over, they have a similar ground to the method we propose. We consider the Latent Dirichlet Allocation plus Hellinger distance (LDA-H) [52], the Disjoint Author-Document Topic model in its Probabilistic version (DADT-P) [46] and the Topic Drift Model (TDM) [47] since their performances are available on the informal corpora.

For the literary corpora, there is no direct comparison available in the literature. In the family of topic models, we considered the LDA-H approach since its main core is available as open source software [53] (please refer to the SI [34] for details of our implementation). In addition, we consider the cross-entropy (CE) approach proposed in [54] in the implementation used in [44]. Compression-based methods are general and powerful tools to access similarity between symbolic sequences and – even if surpassed by more sophisticated methods – are recognized as achieving still state-of-the-art performances in authorship attribution tasks [55].

In Fig. 2, we show the accuracy of the above discussed methods and ours. We fixed the free parameters of our model (i.e.,  $\delta$ , length of fragments, attribution criterion, type of tokens, and  $P_0$ ) by optimizing the performance on the train-

ing set. The email corpus already provides training, validation, and test sets. For the other corpora, we align with the procedure in [45, 46, 52] and use ten-fold stratified cross-validation: we partition each corpus into ten subsets, balancing the presence of the different authors, and use in turn nine as training sets and one as test set (please refer to the SI [34] for other details). We show the results obtained by either switching off the parameter  $\delta$  (that is, by fixing it to 1) or optimizing it on each specific corpus. The first scenario is denoted by CP2D (Constrained Probability 2-parameters Poisson-Dirichlet), the latter by  $\delta$ -CP2D. The second procedure yields better performances in all the datasets except for the Polish literary dataset, where the number of texts per author is too low to prevent overfitting. In the literary corpora, the attribution accuracy is overall high, and that of our method consistently higher than that of the other techniques. In the informal corpora, our method achieves an accuracy slightly lower than the best-performing algorithm on the email corpus, while it is the most accurate on the blog corpus. This latter corpus presents a very large number of candidate authors, and our approach appeared more robust

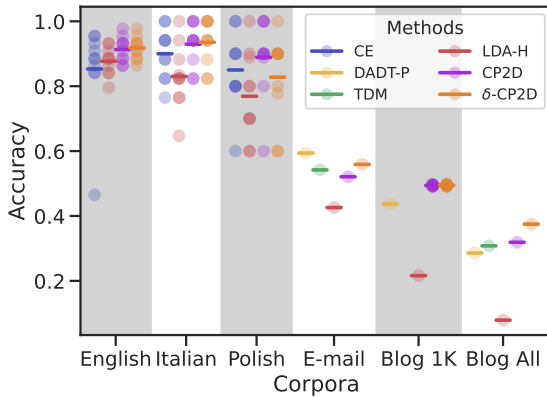


FIG. 2. **Attribution accuracy.** For each of the considered datasets and attribution methods, thick lines shows the average accuracy in the ten-fold stratified cross-validation experiment, while shaded circles refer to the attribution accuracy on each of the ten test sets separately. An exception is the E-mail dataset, where a unique test set is considered (see main text). On the literary corpora, the LDA-H accuracies are computed using our implementation, please refer to the SI [34] for details. For the informal corpora, the results are reproduced from [45]. Results for the DADT-P and the TDM algorithms are from [46] and [47] respectively. Please refer to the SI [34] for a table with the numerical results here depicted.

in these extreme conditions.

#### Conclusion —

In this letter, we present a method for authorship attribution. The method borrows from Information Theory the idea of considering an author as an instance of a stochastic source. We consider the two parameters Poisson-Dirichlet stochastic process with a hybrid approach for the base distribution. This approach allows for the exact computation of posterior probabilities, which makes the implementation theoretically transparent and extremely efficient computationally. Moreover, the proposed method features a competitive attribution accuracy with respect to other state-of-the-art approaches. The recently established link with urn based models for innovation dynamics allows to foresee possible generalizations of the method to include more realistic correlation patterns and time-dependent evolutionary forces. Finally, the proposed approach is very general. It can be applied virtually to any problem where we need to access the closeness of symbolic sequences whose elements take values

on an open set.

\* At the time of this study at Sapienza University of Rome, Physics Department, Piazzale Aldo Moro 5, 00185 Rome, Italy

† Also at Complexity Science Hub (CSH) Vienna, A-1080 Vienna, Austria; [francesca.tria@uniroma1.it](mailto:francesca.tria@uniroma1.it)

- [1] A. Lijoi, R. H. Mena, and I. Prünster, Bayesian nonparametric estimation of the probability of discovering new species, *Biometrika* **94**, 769 (2007).
- [2] S. Favaro, A. Lijoi, R. H. Mena, and I. Prünster, Bayesian non-parametric inference for species variety with a two-parameter poisson-dirichlet process prior, *Journal of the Royal Statistical Society: Series B (Statistical Methodology)* **71**, 993 (2009).
- [3] S. Chakraborty, A. Arora, C. B. Begg, and R. Shen, Using somatic variant richness to mine signals from rare variants in the cancer genome, *Nature communications* **10**, 5506 (2019).
- [4] P. V. Holec, J. Berleant, M. Bathe, and M. E. Birnbaum, A bayesian framework for high-throughput t cell receptor pairing, *Bioinformatics* **35**, 1318 (2019).
- [5] L. Masoero, F. Camerlenghi, S. Favaro, and T. Broderick, More for less: predicting and maximizing genomic variant discovery via bayesian nonparametrics, *Biometrika* **109**, 17 (2022).
- [6] S. J. Gershman and D. M. Blei, A tutorial on bayesian nonparametric models, *Journal of Mathematical Psychology* **56**, 1 (2012).
- [7] Y. Ni, P. Müller, M. Diesendruck, S. Williamson, Y. Zhu, and Y. Ji, Scalable bayesian nonparametric clustering and classification, *Journal of Computational and Graphical Statistics* **29**, 53 (2020).
- [8] M. N. Schmidt and M. Morup, Nonparametric bayesian modeling of complex networks: An introduction, *IEEE Signal Processing Magazine* **30**, 110 (2013).
- [9] L. Hu, K. C. Chan, X. Yuan, and S. Xiong, A variational bayesian framework for cluster analysis in a complex network, *IEEE Transactions on Knowledge and Data Engineering* **32**, 2115 (2019).
- [10] Y. W. Teh and M. I. Jordan, Hierarchical bayesian nonparametric models with applications, *Bayesian nonparametrics* **1**, 158 (2010).
- [11] D. M. Blei, T. L. Griffiths, and M. I. Jordan, The nested chinese restaurant process and bayesian nonparametric inference of topic hierarchies, *Journal of the ACM (JACM)* **57**, 1 (2010).

- [12] T. S. Ferguson, A bayesian analysis of some non-parametric problems, *The Annals of Statistics* **1**, 353 (1973).
- [13] J. Pitman, The two-parameter poisson-dirichlet distribution derived from a stable subordinator, *Annals of Probability* **25**, 855 (1997).
- [14] P. De Blasi, S. Favaro, A. Lijoi, R. H. Mena, I. Prünster, and M. Ruggiero, Are gibbs-type priors the most natural generalization of the dirichlet process?, *IEEE transactions on pattern analysis and machine intelligence* **37**, 212 (2013).
- [15] F. M. Hoppe, Pólya-like urns and the Ewens' sampling formula, *Journal of Mathematical Biology* **20**, 91 (1984).
- [16] J. Pitman, *Combinatorial Stochastic Processes: Ecole d'Été de Probabilités de Saint-Flour XXXII-2002* (Springer, 2006).
- [17] F. Tria, V. Loreto, and V. Servedio, Zipf's, Heaps' and Taylor's Laws are Determined by the Expansion into the Adjacent Possible, *Entropy* **20**, 752 (2018).
- [18] F. Tria, I. Crimaldi, G. Aletti, and V. D. P. Servedio, Taylor's law in innovation processes, *Entropy* **22**, 573 (2020).
- [19] F. Tria, V. Loreto, V. Servedio, and S. Strogatz, The dynamics of correlated novelties, *Scientific reports* **4**, 1 (2014).
- [20] S. A. Kauffman, *Investigations* (Oxford University Press, New York/Oxford, 2000).
- [21] H. S. Heaps, *Information retrieval, computational and theoretical aspects* (Academic Press, 1978).
- [22] L. Taylor, Aggregation, variance and the mean, *Nature* **189**, 732 (1961).
- [23] M. Gerlach and E. G. Altmann, Scaling laws and fluctuations in the statistics of word frequencies, *New Journal of Physics* **16**, 113010 (2014).
- [24] G. K. Zipf, *The Psychobiology of Language* (Houghton-Mifflin, New York, NY, USA, 1935).
- [25] I. Moreno-Sánchez, F. Font-Clos, and Á. Corral, Large-scale analysis of zipf's law in english texts, *PloS one* **11**, e0147073 (2016).
- [26] B. Monechi, Á. Ruiz-Serrano, F. Tria, and V. Loreto, Waves of novelties in the expansion into the adjacent possible, *PloS one* **12**, e0179303 (2017).
- [27] E. Ubaldi, R. Burioni, V. Loreto, and F. Tria, Emergence and evolution of social networks through exploration of the adjacent possible space, *Communications Physics* **4**, 28 (2021).
- [28] I. Iacopini, S. c. v. Milojević, and V. Latora, Network dynamics of innovation processes, *Phys. Rev. Lett.* **120**, 048301 (2018).
- [29] I. Iacopini, G. Di Bona, E. Ubaldi, V. Loreto, and V. Latora, Interacting discovery processes on complex networks, *Physical Review Letters* **125**, 248301 (2020).
- [30] B. de Finetti, *Annales de l'institut Henri Poincaré* **7**, 1 (1937).
- [31] J. F. C. Kingman, Random partitions in population genetics, *Proc. Roy. Soc.* **361**, 1 (1978).
- [32] C. E. Shannon, A mathematical theory of communication, *The Bell system technical journal* **27**, 379 (1948).
- [33] T. M. Cover and J. A. Thomas, *Elements of Information Theory 2nd Edition* (Wiley-Interscience, 2006).
- [34] See supplemental material for an accurate description of the dataset and for details on the ldah implementation and estimation of the parameters  $(\alpha, \theta)$ , [URL\\_will\\_be\\_inserted\\_by\\_publisher](#).
- [35] W. Buntine and M. Hutter, *A Bayesian view of the Poisson-Dirichlet Process*, Tech. Rep. arXiv:1007.0296 (NICTA and ANU, Australia, 2010).
- [36] Y. W. Teh, M. I. Jordan, M. J. Beal, and D. M. Blei, Hierarchical Dirichlet Processes, *Journal of the American Statistical Association* **101**, 1566 (2006).
- [37] Y. W. Teh, A hierarchical bayesian language model based on pitman-yor processes, in *Proceedings of the 21st International Conference on Computational Linguistics and the 44th Annual Meeting of the Association for Computational Linguistics*, ACL-44 (Association for Computational Linguistics, USA, 2006) p. 985?992.
- [38] D. M. Blei, Probabilistic topic models, *IEEE Signal Processing Magazine* **27**, 55 (2010).
- [39] Y. Teh, D. Newman, and M. Welling, A collapsed variational bayesian inference algorithm for latent dirichlet allocation, *Advances in neural information processing systems* **19** (2006).
- [40] I. Porteous, D. Newman, A. Ihler, A. Asuncion, P. Smyth, and M. Welling, Fast collapsed gibbs sampling for latent dirichlet allocation, in *Proceedings of the 14th ACM SIGKDD international conference on Knowledge discovery and data mining* (2008) pp. 569-577.
- [41] M. Koppel, J. Schler, and S. Argamon, Authorship attribution in the wild, *Language Resources and Evaluation* **45**, 83 (2011).
- [42] J. Ziv and A. Lempel, A universal algorithm for sequential data compression, *IEEE Transactions on information theory* **23**, 337 (1977).
- [43] A. Baronchelli, E. Caglioti, and V. Loreto, Artificial sequences and complexity measures, *Journal of Statistical Mechanics: Theory and Experiment* **2005**, P04002 (2005).
- [44] M. Lalli, F. Tria, and V. Loreto, Data-Compression Approach to Authorship Attribution, in *Drawing Elena Ferrante's Profile: Workshop Proceedings, Padova, 7 September 2017*, edited by A. Tuzzi and M. A. Cortelazzo (Padova UP, 2018).
- [45] Y. Seroussi, F. Bohnert, and I. Zukerman, Authorship attribution with author-aware topic models, in *Proceedings of the 50th Annual Meet-*

- ing of the Association for Computational Linguistics (Volume 2: Short Papers)* (2012) pp. 264–269.
- [46] Y. Seroussi, I. Zukerman, and F. Bohnert, Authorship attribution with topic models, *Computational Linguistics* **40**, 269 (2014).
- [47] M. Yang, D. Zhu, Y. Tang, and J. Wang, Authorship attribution with topic drift model, in *Thirty-First AAAI Conference on Artificial Intelligence* (2017).
- [48] J. Rybicki and M. Eder, Deeper Delta across genres and languages: do we really need the most frequent words?, *Literary and Linguistic Computing* **26**, 315 (2011), <https://academic.oup.com/dsh/article-pdf/26/3/315/3955977/fqr031.pdf>.
- [49] S. Argamon and P. Juola, Overview of the International Authorship Identification Competition at PAN-2011 (2011).
- [50] J. Schler, M. Koppel, S. Argamon, and J. W. Pennebaker, Effects of age and gender on blogging., in *AAAI spring symposium: Computational approaches to analyzing weblogs*, Vol. 6 (2006) pp. 199–205.
- [51] C. Saedi and M. Dras, Siamese networks for large-scale author identification, *Computer Speech & Language* **70**, 101241 (2021).
- [52] Y. Seroussi, I. Zukerman, and F. Bohnert, Authorship attribution with latent Dirichlet allocation, in *Proceedings of the fifteenth conference on computational natural language learning* (2011) pp. 181–189.
- [53] Contributors to the LDA project, lda: Topic modeling with latent Dirichlet allocation, <https://github.com/lda-project/lda> (2020), accessed May 2023.
- [54] D. Benedetto, E. Caglioti, and V. Loreto, Language Trees and Zipping, *Phys. Rev. Lett.* **88**, 048702 (2002).
- [55] T. Neal, K. Sundararajan, A. Fatima, Y. Yan, Y. Xiang, and D. Woodard, Surveying stylometry techniques and applications, *ACM Computing Surveys (CSUR)* **50**, 1 (2017).