

Joint Event Extraction via Structural Semantic Matching

Haochen Li

Peking University

Haochenli@pku.edu.cn

Tianhao Gao *

Peking University

gaotianhao@pku.edu.cn

Abstract

Event Extraction (EE) is one of the essential tasks in information extraction, which aims to detect event mentions from text and find the corresponding argument roles. The EE task can be abstracted as a process of matching the semantic definitions and argument structures of event types with the target text. This paper encodes the semantic features of event types and makes structural matching with target text. Specifically, Semantic Type Embedding (STE) and Dynamic Structure Encoder (DSE) modules are proposed. Also, the Joint Structural Semantic Matching (JSSM) model is built to jointly perform event detection and argument extraction tasks through a bidirectional attention layer. The experimental results on the ACE2005 dataset indicate that our model achieves a significant performance improvement.

1 Introduction

An event is a specific occurrence involving participants, which is can frequently be described as a change of state¹. Event Extraction (EE) is one of the essential tasks in information extraction, and it provides structured information for downstream tasks, such as knowledge graph construction, auto abstracting, and machine Q & A. This paper focuses on the classic Event Extraction task, which consists of four subtasks: 1) Detecting event mentions from several natural language texts; 2) Determining the specific types of events; 3) Finding the arguments for each event; 4) Classifying the arguments into their roles corresponding to the event. The first two subtasks are also defined as Event Detection (ED) task, while the latter two are defined as Argument Extraction (AE) task. In the task of Event Extraction, some event types are specified.

¹these authors have contributed equally

¹The ACE English event guidelines

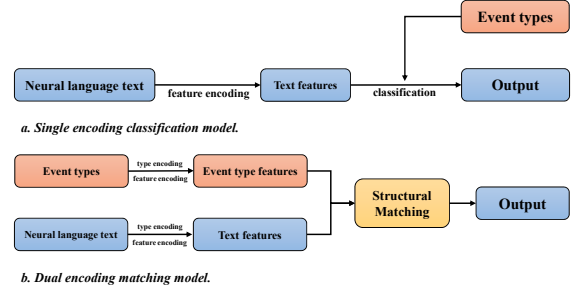


Figure 1: Single encoding and dual encoding models

For example, the ACE2005 event extraction corpus is annotated with 8 types and 33 subtypes of events. Also, for each predefined event type, there is a semantic definition. For example, *An **Attack** Event is defined as a violent physical act causing harm or damage.* In addition, the argument slots contained in the event type are also specified, which constitute the argument structures of the event. For example, **Attack** event contains five argument slots: *Attacker, Target, Instrument, Time, and Place*. Semantic type definitions and argument structures together distinguish different event types, which are crucial in the process of human’s event extraction.

In the human’s way, the EE task can be abstracted as a process of matching the semantic definitions and argument structures of event types with the target text. Specifically, event mentions are detected from the text that matches the type definitions, and argument roles are extracted to fill the corresponding argument slots. The previous methods mostly focused on the feature encoding of the target text, and only introduced the event types in the final classification layer, which is called the single encoding classification models (Fig 1a). These models ignored event types’ semantic and structural features, and the differences between event types are only the category numbers. As a result, these models are only sensitive to the training text.

Also, they fail to correctly understand the semantic and structural connection between event types and text.

This paper proposes a dual encoding matching model (Fig 1b) to simultaneously encode event type definitions and semantic features of the target text, and structural matching is then performed to get the output. In detail, Semantic Type Embedding (STE) is first proposed to encode the semantic features of event types, entity types, and argument slot types. Then, Dynamic Structure Encoder (DSE) is used to simulate the structural matching between event types and target text. Besides, Joint Structural Semantic Matching (JSSM) model (3), a joint event extraction model based on a bidirectional attention layer is also built. JSSM achieves a significant performance improvement on the ACE2005 dataset, verifying the importance of introducing structural semantic matching.

In summary, the main contributions of this paper are as follows:

- Semantic Type Embedding (STE) module is proposed to encode the semantic features of event types, entity types, and argument slot types. Utilizing these features, the Dynamic Structure Encoder (DSE) module is used to simulate the structural matching between event types and target text.
- Based on a bidirectional attention layer, a Joint Structural Semantic Matching (JSSM) model is built to perform event detection and argument extraction tasks jointly.
- Experiments on the ACE2005 dataset show that our method achieves significant performance improvement. Further analysis of the experimental results indicates the effectiveness of each module.

2 Related Work

The Event Extraction (EE) task can be divided into two parts: Event Detection (ED) and Argument Extraction (AE). These two parts can be solved separately or jointly.

To solve the ED task, classic methods made a hypothesis that event triggers can represent event mentions and types. [Nguyen and Grishman, 2015](#) regards ED as a token-level sequence labeling problem, and uses a CNN-based classification model. Then, new models are introduced, such as Hybrid

Neural Networks ([Feng et al., 2018](#)), Graph convolution networks ([Nguyen and Grishman, 2018](#)), Hierarchical Multi-Aspect Attention ([Mehta et al., 2019](#)) and so on. Since the data in ACE2005 dataset is small in scale, researchers have introduced knowledge enhancement methods, such as FrameNet ([Liu et al., 2016](#)), multilingual attention ([Liu et al., 2018](#)), and open-domain Knowledge ([Tong et al., 2020](#)).

To solve the AE task, some models regarded it as a downstream task of ED, and these models are called the Pipeline models ([Chen et al., 2015](#); [Yang et al., 2019](#)). In contrast, the Joint models ([Nguyen et al., 2016a](#); [Yang and Mitchell, 2016](#); [Sha et al., 2018](#)) take the AE and ED as interactional tasks. Pipeline models exhibit better interpretability and higher precision, but the recall rate is often lower, and the overall effect is slightly worse due to error propagation. Meanwhile, joint models often achieve better final performance owing to the information interaction between tasks.

There is a bottleneck in methods that detect event mentions and types using only event trigger words. [Liu et al., 2017](#) exploits argument information to improve ED task, while document level information ([Duan et al., 2017](#)), word sense ([Liu and Nguyen, 2018](#)), pretrained language models ([Yang et al., 2019](#)), enhanced local features ([Kan et al., 2020](#)), or other features are used in the AE task. [Liu et al., 2019](#) also investigates the possibility of event detection without using triggers. [Du and Cardie, 2020](#) and [Liu et al., 2020](#) treat EE as a machine reading comprehension (MRC) problem and use prior knowledge of reading comprehension to improve the model performance.

However, previous approaches ignore the semantic and structural features of event types. This paper is the first work that explores the semantic features of event types and structurally matches them with target text to the best of our knowledge.

3 Methods

3.1 Semantic Type Embedding (STE)

The event extraction task aims to find the predefined event types from the text. However, if the event types are only introduced as category labels or randomly initialized vectors, event definitions' semantic features are completely lost.

Inspired by the MRC-based EE approaches ([Du and Cardie, 2020](#); [Liu et al., 2020](#)), the questions are replaced with event type definitions. For ex-

ample, the event type **Be-Born** can be defined as "Be-Born Event occurs whenever a *PERSON* Entity is given birth to.". Such a question includes semantic information that leads us to pay more attention to a person or some word standing for time.

Formally, Semantic Type Embedding (STE) module is proposed to contain two parts: static STE and dynamic STE. Given the input sentence $S = [s_1, s_2, \dots, s_n]$ and the question $Q = [q_1, q_2, \dots, q_m]$, a pre-trained language model, i.e., BERT (Devlin et al., 2019) is used as the encoder.

3.1.1 Static STE

First, the definition of each event type is tokenized as the static question:

$$Q_{static} = [[CLS], q_1, q_2, \dots, q_m, [SEP]]. \quad (1)$$

After feeding these tokens into a BERT encoder, the [CLS] token's embedding is used as the static type embedding. Repeating this operation, the ste_{static} for each event type can be obtained:

$$ste_{static} = BERT(Q_{static})_0 \quad (2)$$

A lookup table is built, where each type corresponds to a static embedding. It is worth noting that the static STE can be generated not only for event types but also for entity types and argument slot types, because semantic definitions also exist for their types.

Static STE presents a fixed feature representation for each type. Furthermore, it is desired that the type features can be fine-tuned as the target text changes. In this case, a dynamic STE is proposed.

3.1.2 Dynamic STE

When definitions and target sentences are encoded together, the semantic connections between type definitions and words can be also encoded. The dynamic STE concatenates definitions of event types and target sentences, before it gets through the encoder. For example, considering a event type definition and a sentence, the input is:

$$Q_{dynamic} = [[CLS], q_1, q_2 \dots q_m, [SEP], w_1, w_2 \dots w_n, [SEP]]. \quad (3)$$

Then, the same encoder is used:

$$ste_{dynamic} = BERT(Q_{dynamic})_0 \quad (4)$$

Same as the static method, each sentence is combined with definitions of every event type, and the [CLS] token's embedding is used as the dynamic

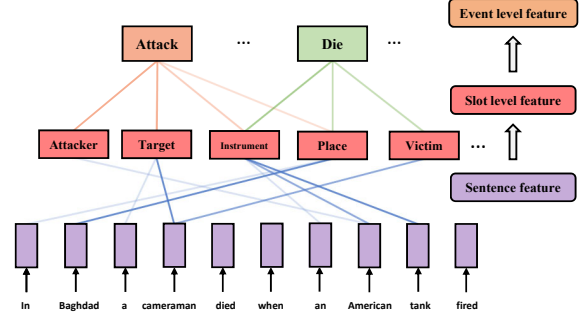


Figure 2: The structure of Dynamic Structure Encoder

STE for each type. Finally, it is mixed with the static method with a mixing ratio α :

$$ste = \alpha * ste_{static} \oplus (1 - \alpha) * ste_{dynamic} \quad (5)$$

In this paper, the static STE is used for entity type (ste^{entity}) and argument slot type (ste^{slot}), while the dynamic STE is used for event type (ste^{event}).

3.2 Dynamic Structure Encoder (DSE)

When humans discover events and find event roles from the text, they often use the target text to match the structure of known event types. Argument slots can be used to represent the structure of event types, because different event types have different numbers and types of argument slots. Therefore, the matching process can be abstracted as filling the argument slots of corresponding event types with words in the text.

According to the hierarchical structure of events, this paper proposes a Dynamic Structure Encoder (DSE), which has three levels of features: sentence-level feature, slot-level feature, and event-level feature. Every two levels are dynamically connected through an attention-based adding (shown in Fig 2).

On the Sentence-Slot connection, sentence is used to match argument slots. Taking Fig 2 as an example, after training, the slot **Target** tends to extract the features of the word "cameraman", and the slot **Instrument** tends to extract the features of the words "American" and "tank". Then, the argument slots are used to match event types based on the Slot-Event connection, and corresponding slots of each event type are only used. For example, **Attacker**, **Target**, **Instrument**, etc are used to form the event-level feature of the **Attack** event, and **Victim**, **Place**, **Instrument**, etc are used to form the event-level feature of the **Die** event.

Specifically, the input sentence can be formed as: $Sent = [w_0, w_1, \dots, w_n]$, where n represents

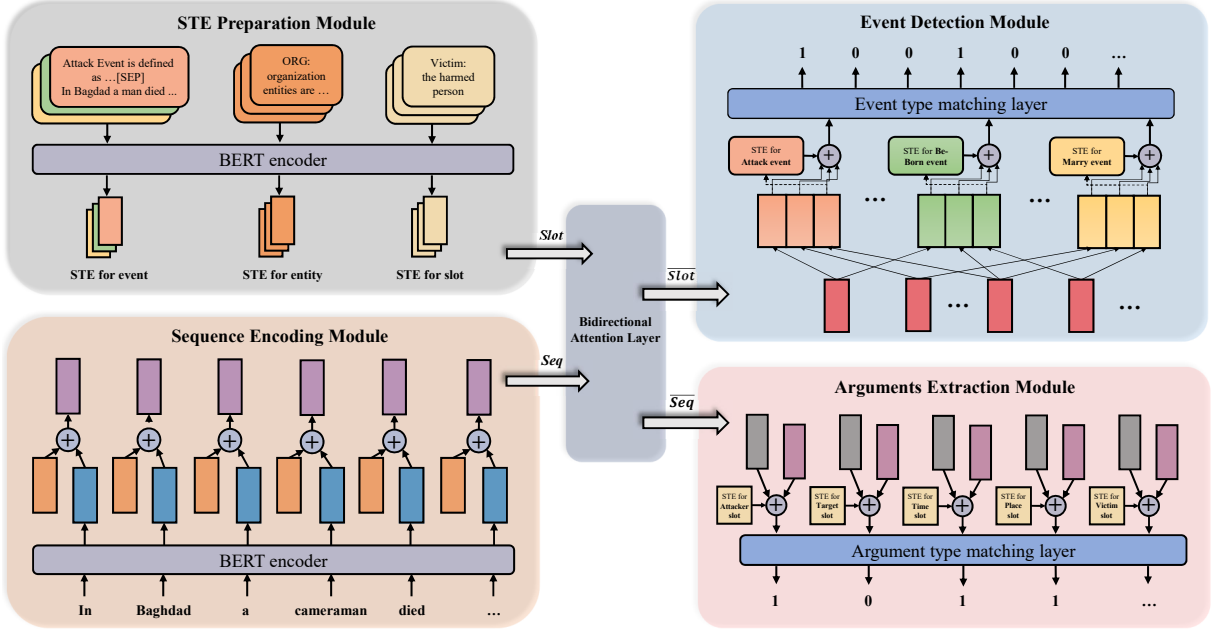


Figure 3: The overall architecture of JCMEE. (DSE is used in the Event Detection Module)

the sequence length. After feature encoding, The sequence feature is $Seq = [x_1, x_2, \dots, x_n]$.

For slot-level feature, an attention-based adding is used to make the slot aggregate the sequence features:

$$Slot_i = \sum_{j=0}^n attention(ste_i^{slot}, x_j) \times x_j \quad (6)$$

Where $i \in [0, S]$, because there are S different slot types and an **None** type. The same method in 3.1 is employed to obtain the static STE output ste_i^{slot} for each slot, and a bidirectional attention layer is used to obtain attention scores (see 4.3 for details).

For event-level feature, another attention-based adding is performed to encode the event features:

$$Event_k = \sum_{i=0}^S attention(ste_k^{event}, Slot_i) \times Slot_i \quad (7)$$

Where $k \in [0, E]$, because there are E different event types and an **None** type. A simple *Cosine* similarity is used to obtain the attention values.

After encoded by the DSE, each input sentence produces E different event-level features for every event types, containing lexical, semantic, and structural information. In section 4.4, these event-level features and event type embeddings are used to perform event detection.

4 Model

A joint model called Joint Structural Semantic Matching (JSSM) is proposed in this paper for EE

and AE tasks. The overall architecture of JSSM is shown in Fig 3. JSSM first uses an STE Preparation Module to prepare STE for event, entity, and slot types. Then, the input sentences are encoded by a Sequence Encoding Module. After sequence feature and Ste^{slot} are sent to the bidirectional attention layer, sequence-aware slot features (red boxes in Fig 3) and slot-aware sequence features (grey boxes in Fig 3) can be obtained. The slot features and sequence features are passed to the Event Detection Module and the Argument Extraction Module to obtain final outputs, respectively.

4.1 STE Preparation Module

Three STE modules are needed in this model, namely Ste^{entity} , Ste^{slot} , and Ste^{event} . The first two are static STEs, while Ste^{event} is a dynamic STE. Taking Ste^{slot} as an example:

$$ste_i^{slot} = BERT(question_i^{slot})_0, i \in [0, S] \quad (8)$$

There are S types of slots, and $question_i^{slot}$ stands for the definition sentence for the i th type of slot. $ste_i^{slot} \in R^d$, where d follows the dimension of BERT encoder's output. $Slot = [ste_i^{slot}]$ is one of the two inputs of the bidirectional attention layer.

4.2 Sequence Encoding Module

Given an input sentence $Sent = [s_i]$ with n tokens, the same BERT encoder is used in STE preparation. After BERT encoding, the sequence embeddings

$E = [e_i]$ can be obtained.

$$E = BERT(Sent), E \in R^{n \times d} \quad (9)$$

At the same time, each token s_i corresponds to a certain entity type, and ste_i^{entity} is used to represent the STE of the entity. Because the same BERT encoder is used, $ste_i^{entity} \in R^d$, and they can be added together:

$$seq_i = e_i + ste_i^{entity}, i \in [1, n] \quad (10)$$

Then, the sequence encoding is obtained: $Seq = [seq_i]$, $Seq \in R^{n \times d}$, which is the second input of the bidirectional attention layer.

4.3 Bidirectional Attention Layer

More attention should be paid to the structural features in performing the event detection task, and slot features can be used (section 3.2). At the same time, in performing the argument extraction task, the sequence features are more important. To jointly solve these two tasks, a bidirectional attention layer is proposed, and the two directions are called **seq2slot** and **slot2seq**. Unlike the previous joint model that directly adds the losses of different tasks, our model treats event classification and argument extraction as two mirror tasks, and the tasks enhance each other's results through the attention layer.

Assuming the STE for argument slots is $Slot = [ste_i^{slot}], i \in [0, S]$, and the sequence encoding $Seq = [seq_j], j \in [1, n]$. A method similar to the self-attention mechanism (Vaswani et al., 2017) is used.

$$Attention(Q, K, V) = softmax(\frac{QK^T}{\sqrt{d_k}})V \quad (11)$$

Three weight matrices are set for each way. So, there are six matrices in total, namely, $W_V^{slot}, W_Q^{slot}, W_K^{slot}$ and $W_V^{seq}, W_Q^{seq}, W_K^{seq}$.

seq2slot: In the first direction, it is desired to fill the argument slots with sequence features. So, $Slot$ is used to generate the queries, and Seq is used to generate the keys and values (grey part in Fig 4):

$$\begin{aligned} Q^{slot} &= Slot \cdot W_Q^{slot} \\ K^{seq} &= Seq \cdot W_K^{seq} \\ V^{seq} &= Seq \cdot W_V^{seq} \end{aligned} \quad (12)$$

Then, the sequence-aware slot features \overline{Slot} (slot-level features in DSE) can be obtained, which are red boxes in Fig 3:

$$\overline{Slot} = Attention(Q^{slot}, K^{seq}, V^{seq}) \quad (13)$$

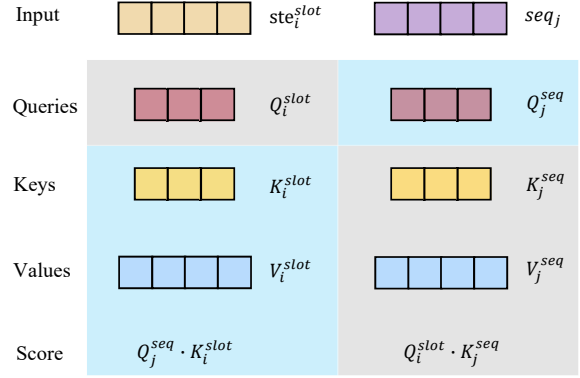


Figure 4: An example for bidirectional attention

seq2slot: In the second direction, argument slot features are used to enrich the sequence features, which is beneficial to the Argument Detection task. So, Q^{seq}, K^{slot} , and V^{slot} are calculated (lake blue part in Fig 4). Then, the slot-aware sequence features are obtained:

$$\overline{Seq} = Attention(Q^{seq}, K^{slot}, V^{slot}) \quad (14)$$

\overline{Slot} and \overline{Seq} are sent to the Event Classification Module and the Argument Extraction Module, respectively.

4.4 Event Detection Module

For each sentence input, DSE (section 3.2) is used to obtain the event-level features. The input then goes through an event type matching layer to get the results.

The prepared Ste^{event} is used as the type features for every event type, and the event definitions in the ACE English event guidelines are used. For each event type e_k , its type embedding ste_k^{event} is used to match the input \overline{Slot} :

Firstly, since the event type and corresponding slot are already predefined, an event to slot *Mask* with a hard attention map is used to mask the unrelated slot. Then, a *Cosine* attention adding is used to get event-level features $Event_k$:

$$Event_k = [ste_k^{event} * (Mask * \overline{Slot})] \cdot \overline{Slot} \quad (15)$$

Finally, a two-layer affine network is used to perform the matching process:

$$\begin{aligned} o_k^{tmp} &= \sigma[(Event_k + ste_k^{event}) * W_1^{evt} + b_1^{evt}] \\ o_k^{evt} &= \sigma(o_k^{tmp} * W_2^{evt} + b_2^{evt}) \end{aligned} \quad (16)$$

Where W_{evt}^1, W_{evt}^2 and b_1^{evt}, b_2^{evt} are parameters, σ is an GELU activation function ((Hendrycks and

Methods	Event ID & CLS			Argument ID			Argument CLS		
	P	R	F1	P	R	F1	P	R	F1
DMCNN(Chen et al., 2015)	75.6	63.6	69.1	68.8	51.9	59.1	62.2	46.9	53.5
RBPB(Sha et al., 2016)	70.3	67.5	68.9	63.2	59.4	61.2	54.1	53.5	53.8
JRNN (Nguyen et al., 2016a)	66.0	73.0	69.3	61.4	64.2	62.8	54.2	56.7	55.4
Joint3EE (Nguyen and Nguyen, 2019)	68.0	71.8	69.8	59.9	59.8	59.9	52.1	52.1	52.1
DyGIE++ (Wadden et al., 2019)	-	-	73.6	-	-	55.4	-	-	52.5
BERT-QA (Du and Cardie, 2020)	71.1	73	72.4	58.9	52.1	55.3	56.8	50.2	53.3
MQAEE (Li et al., 2020)	-	-	73.8	-	-	56.7	-	-	55.0
JSSM	76.8	78.1	77.4	69.2	68.4	68.8	55.6	57.9	56.7

Table 1: Results on the test set. (The baseline results are directly cited from corresponding papers, and the JSSM results are the average of ten experiments with the same setting)

Gimpel, 2016)). Because each sentence may contain more than one types of event, E affine networks are defined for every event types. Assuming a sentence contains event types A and C, the output should be $[1, 0, 1]$.

The output $O^{evt} = [o_i^{evt}], i \in [1, E]$ and the golden label $Y^{evt} = [y_i^{evt}], i \in [1, E]$ is used to calculate the MSE loss:

$$L_{evt} = \frac{1}{E} \sum_{i=1}^E (y_i^{evt} - o_i^{evt})^2 \quad (17)$$

4.5 Argument Extraction Module

\overline{Seq} is used as main features for argument extraction, which contains the features of argument slots by the **slot2seq** attention. However, \overline{Seq} does not contain the lexical features for each word, so the original sequence features are also added (purple boxes in Fig 3).

$$Arg_i = \overline{Seq}_i + seq_i \quad (18)$$

Since each word may have multiple argument labels, similar affine networks in section 4.4 are used.

$$\begin{aligned} o_k^{tmp} &= \sigma[(Arg_k + ste_k^{slot}) * W_1^{arg} + b_1^{arg}] \\ o_k^{arg} &= \sigma(o_k^{tmp} * W_2^{arg} + b_2^{arg}) \end{aligned} \quad (19)$$

Assuming the golden labels are $Y^{arg} = [y_i^{arg}], i \in [1, S]$, the loss for arguments extraction can be obtained:

$$L_{arg} = \frac{1}{S} \sum_{i=1}^S (y_i^{arg} - o_i^{arg})^2 \quad (20)$$

Combining L_{evt} and L_{arg} , the overall loss function can be obtained.

$$L = \lambda L_{evt} + (1 - \lambda) L_{arg} \quad (21)$$

5 Experiments

5.1 Dataset and Settings

Dataset: The proposed method is evaluated on the ACE2005 (Doddington et al., 2004) English event extraction benchmark. Annotated from 599 documents, the benchmark contains 33 types of event. Following the previous splitting and processing settings (Nguyen et al., 2016b, Zhang et al., 2019, Liu et al., 2019), 529 documents are used for train data, 40 documents for test and 30 for dev.

Environment and Hyper parameters: Experiments are performed on a single Nvidia gpu rtx2080ti. Using BERT-base as the pretrained language model, all embedding and features' dimensions are unified to 768. The batch size is 16. The learning rate is set to 1.5e-5, and the dropout rate is 0.6. The mixing ratio α in dynamic STE (Eq: 5) and λ in loss function (Eq: 21) are set to 0.5 and 0.3, respectively. Each epoch takes about 20 minutes.

Evaluation Metrics: For the event detection task, instead of locating the trigger, whether the event types of a sentence match the golden labels is directly judged. For the argument extraction task, an argument is correctly identified if its span matches a golden annotated argument. For the argument classification task, an argument is correctly classified if its span and role both match the gold annotation. The **Precision**, **Recall** and macro **F1** scores are calculated for each task.

5.2 Baselines

The following models are used as baselines.

Two pipeline models: 1) DMCNN(Chen et al., 2015), which extracts sentence-level features by adopting a dynamic multi-pooling CNN model. 2) RBPB(Sha et al., 2016), which proposed a

Methods	Event ID & CLS			Argument ID			Argument CLS		
	P	R	F1	P	R	F1	P	R	F1
JSSM	76.8	78.1	77.4	69.2	68.4	68.8	55.6	57.9	56.7
– <i>DSE</i>	74.6	77.4	76.0	63.0	65.7	64.3	50.5	52.8	51.6
– <i>Ste_{dynamic}</i>	75.8	77.9	76.8	69.6	67.1	68.3	56.2	56.7	56.4
– <i>Ste_{entity}</i>	72.9	76.1	74.5	56.1	67.9	61.4	45.0	54.4	49.3
<i>random Ste_{entity}</i>	74.7	76.7	75.7	63.3	63.7	63.5	52.1	52.5	52.3
<i>random Ste_{slot}</i>	75.6	74.6	75.1	63.7	64.4	64.0	51.4	52.0	51.7
<i>random Ste_{event}</i>	79.1	49.5	61.0	64.2	59.6	61.8	53.9	50.1	51.9

Table 2: Ablation study. (Each result is the average of ten experiments with the same setting)

regularization-based method to utilize the pattern of arguments.

Three joint models: 3) JRNN (Nguyen et al., 2016a), which uses an RNN-based joint model. 4) Joint3EE (Nguyen and Nguyen, 2018) and which jointly models entities and events based on shared Bi-GRU hidden representation. 5) DyGIE++ (Wadden et al., 2019), which jointly extracts entity, relation, and event.

Two MRC-based models: 5) BERT-QA (Du and Cardie, 2020), which formulates event extraction as a question answering problem; 6) MQAEE (Li et al., 2020), which performs event extraction based on a multi-turn QA framework.

5.3 Overall Performance

The overall performance is listed in table 1. The **Event ID & CLS** column compares precision, recall and F1 scores of the event detection task. The **Argument ID** and **Argument CLS** columns compare performance of the argument extraction task.

It can be observed that: 1) By using structural semantic matching, the JSSM model’s overall performance outperforms prior works on all tasks. 2) The recall scores of JSSM significantly exceed all baselines, while the precision score of the arguments classification task is relatively weak. 3) The drop of F1 from argument identification to classification is 12.1 %, which is much larger than prior models. It is speculated that our joint model loses certain prior information while avoiding error propagation.

5.4 Ablation Study

To clarify each modules’ performance contribution to the model, some ablation studies are conducted, and the results are listed in table 2. In these studies, parts of our model are deactivated separately. In table 2, “–” means that the module is abandoned,

while “*random*” means that randomly initialized embedding is used to replace the STE module.

After the *DSE* module is removed, the F1 score of Event ID & CLS drops by 1.4%. Furthermore, the F1 score of Argument ID and Argument CLS drops by 4.5% and 5.1%, respectively. Though the DSE module does not directly act on the Argument ID & CLS tasks, these tasks’ performance exhibits a significant decrease, which reflects our model connects the structural features of event types and argument slots through a joint training process.

When the *Ste_{dynamic}* is removed, the F1 scores drop slightly on all tasks. It is worth mentioning that only using static STE reduces noise disturbance and has higher precision scores in argument extraction tasks.

The experiment “–*Ste_{entity}*” shows that after entity labels are abandoned, the model suffers from a sharp performance decrease, 7.4% in both argument identification and classification. These results indicate that entity features are one of the most useful information in sequence classification tasks.

In the three *random* experiments, the semantic features of event, entity, and argument slot are completely abandoned. The performance on each task decreases apparently, indicating the indispensability of semantic features. Furthermore, when the *Ste_{event}* is randomly initialized, the structural semantic matching between sentences and event types also fails, causing a devastating performance drop in Event ID & CLS tasks.

5.5 Semantic Material Selection

The semantic material used to generate questions for the STE module determines the semantic information of type embeddings. To explore the influence of different question strategies on the results, three templates focusing on the event names, triggers, and definitions are designed respectively:

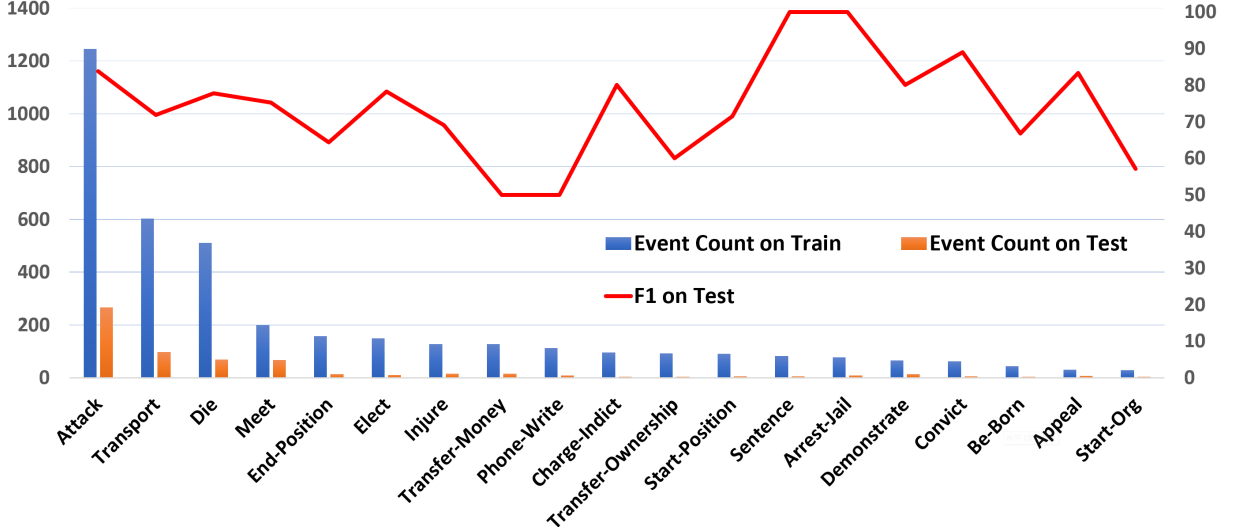


Figure 5: Event distribution analysis. (Only include event types that occur ≥ 2 times in the test data)

Question Strategy	Event ID & CLS			Argument ID			Argument CLS		
	P	R	F1	P	R	F1	P	R	F1
Single event name	73.9	78.8	76.3	64.1	74.7	69.0	52.2	60.7	56.1
Top trigger words	75.9	74.7	75.3	61.7	62.0	61.8	47.3	47.5	47.4
Guideline definition	76.8	78.1	77.4	69.2	68.4	68.8	55.6	57.9	56.7

Table 3: Semantic material selection for Ste^{event}

Single event name: A single event name is used as the question, and its BERT embedding is used as the STE for event.

Top trigger words: For each event type, the top five most frequently occurring trigger words are chosen, and they are concatenated as the question.

Guideline definition (used in JSSM): Each event type has a definition in the ACE English event guidelines. The definition is slightly modified to contain more structural information. Then, they are taken as the questions.

The results are shown in Table 3. It can be seen that: 1) The Guideline definition material exhibits the best effect. Because it describes the event from all aspects, contributing to sufficient semantic information. 2) Single event name strategy achieves better performances in the Argument ID task. Owing to BERT’s large-scale training corpus, the model can also generate event-related semantic information from event names. 3) Trigger words are mostly verbs, but these verbs have different meanings depending on the context, and they do not merely represent a specific event, leading to the worst results.

5.6 Event Imbalance Analysis

The ACE2005 dataset has a serious data imbalance problem ((Liu et al., 2016; Tong et al., 2020)). Only the number of **Attack**, **Transport** and **Die** events accounted for 51.5% of all events in the training set. Therefore, models that only use text features have poor results on rare event types.

Our model makes full use of the event type’s semantic features, making it robust to data imbalance. It can be seen from Fig 5 that there is no significant difference in the performance from dense to rare event types.

6 Conclusion

In this paper, we regard the event extraction task as a structural semantic matching process between the event types and the target text. The STE module and the DSE module are proposed, and a joint extraction model named JSSM is built based on a bidirectional attention layer, which performs well on the ACE2005 benchmark. Each module’s effectiveness is verified through the ablation study, and the performance of different question strategies for STE is compared. Also, our model is showed extremely robust on the imbalanced data.

$$\begin{bmatrix} 1 \\ 0 \\ 1 \\ \dots \\ 0 \\ 0 \end{bmatrix}$$

References

- Yubo Chen, Liheng Xu, Kang Liu, Daojian Zeng, and Jun Zhao. 2015. Event extraction via dynamic multi-pooling convolutional neural networks. In *Proceedings of the 53rd Annual Meeting of the Association for Computational Linguistics and the 7th International Joint Conference on Natural Language Processing (Volume 1: Long Papers)*, pages 167–176.
- Jacob Devlin, Ming-Wei Chang, Kenton Lee, and Kristina Toutanova. 2019. [Bert: Pre-training of deep bidirectional transformers for language understanding](#).
- George R Doddington, Alexis Mitchell, Mark A Przybicki, Lance A Ramshaw, Stephanie M Strassel, and Ralph M Weischedel. 2004. The automatic content extraction (ace) program-tasks, data, and evaluation. In *Lrec*, volume 2, pages 837–840. Lisbon.
- Xinya Du and Claire Cardie. 2020. Event extraction by answering (almost) natural questions. *arXiv preprint arXiv:2004.13625*.
- Shaoyang Duan, Ruifang He, and Wenli Zhao. 2017. Exploiting document level information to improve event detection via recurrent neural networks. In *Proceedings of the Eighth International Joint Conference on Natural Language Processing (Volume 1: Long Papers)*, pages 352–361.
- Xiaocheng Feng, Bing Qin, and Ting Liu. 2018. A language-independent neural network for event detection. *Science China Information Sciences*, 61(9):092106.
- Dan Hendrycks and Kevin Gimpel. 2016. [Bridging non-linearities and stochastic regularizers with gaussian error linear units](#). *CoRR*, abs/1606.08415.
- Zhigang Kan, Linbo Qiao, Sen Yang, Feng Liu, and Feng Huang. 2020. Event arguments extraction via dilate gated convolutional neural network with enhanced local features. *arXiv preprint arXiv:2006.01854*.
- Fayuan Li, Weihua Peng, Yuguang Chen, Quan Wang, Lu Pan, Yajuan Lyu, and Yong Zhu. 2020. Event extraction as multi-turn question answering. In *Proceedings of the 2020 Conference on Empirical Methods in Natural Language Processing: Findings*, pages 829–838.
- Jian Liu, Yubo Chen, Kang Liu, Wei Bi, and Xiaojiang Liu. 2020. Event extraction as machine reading comprehension. In *Proceedings of the 2020 Conference on Empirical Methods in Natural Language Processing (EMNLP)*, pages 1641–1651.
- Jian Liu, Yubo Chen, Kang Liu, and Jun Zhao. 2018. Event detection via gated multilingual attention mechanism. In *Proceedings of the AAAI Conference on Artificial Intelligence*, volume 32.
- Shulin Liu, Yubo Chen, Shizhu He, Kang Liu, and Jun Zhao. 2016. Leveraging framenet to improve automatic event detection. In *Proceedings of the 54th Annual Meeting of the Association for Computational Linguistics (Volume 1: Long Papers)*, pages 2134–2143.
- Shulin Liu, Yubo Chen, Kang Liu, and Jun Zhao. 2017. Exploiting argument information to improve event detection via supervised attention mechanisms. In *Proceedings of the 55th Annual Meeting of the Association for Computational Linguistics (Volume 1: Long Papers)*, pages 1789–1798.
- Shulin Liu, Yang Li, Feng Zhang, Tao Yang, and Xinpeng Zhou. 2019. Event detection without triggers. In *Proceedings of the 2019 Conference of the North American Chapter of the Association for Computational Linguistics: Human Language Technologies, Volume 1 (Long and Short Papers)*, pages 735–744.
- Weiyi Liu and Thien Huu Nguyen. 2018. Similar but not the same: Word sense disambiguation improves event detection via neural representation matching. In *Proceedings of the 2018 Conference on Empirical Methods in Natural Language Processing*, pages 4822–4828.
- Sneha Mehta, Mohammad Raihanul Islam, Huzefa Rangwala, and Naren Ramakrishnan. 2019. Event detection using hierarchical multi-aspect attention. In *The World Wide Web Conference*, pages 3079–3085.
- Thien Nguyen and Ralph Grishman. 2018. Graph convolutional networks with argument-aware pooling for event detection. In *Proceedings of the AAAI Conference on Artificial Intelligence*, volume 32.
- Thien Huu Nguyen, Kyunghyun Cho, and Ralph Grishman. 2016a. Joint event extraction via recurrent neural networks. In *Proceedings of the 2016 Conference of the North American Chapter of the Association for Computational Linguistics: Human Language Technologies*, pages 300–309.
- Thien Huu Nguyen, Kyunghyun Cho, and Ralph Grishman. 2016b. Joint event extraction via recurrent neural networks. In *Proceedings of the 2016 Conference of the North American Chapter of the Association for Computational Linguistics: Human Language Technologies*, pages 300–309.
- Thien Huu Nguyen and Ralph Grishman. 2015. Event detection and domain adaptation with convolutional neural networks. In *Proceedings of the 53rd Annual Meeting of the Association for Computational Linguistics and the 7th International Joint Conference on Natural Language Processing (Volume 2: Short Papers)*, pages 365–371.

- Trung Minh Nguyen and Thien Huu Nguyen. 2018. [One for all: Neural joint modeling of entities and events](#). *CoRR*, abs/1812.00195.
- Trung Minh Nguyen and Thien Huu Nguyen. 2019. One for all: Neural joint modeling of entities and events. In *Proceedings of the AAAI Conference on Artificial Intelligence*, volume 33, pages 6851–6858.
- Lei Sha, Jing Liu, Chin-Yew Lin, Sujian Li, Baobao Chang, and Zhifang Sui. 2016. Rbpb: Regularization-based pattern balancing method for event extraction. In *Proceedings of the 54th Annual Meeting of the Association for Computational Linguistics (Volume 1: Long Papers)*, pages 1224–1234.
- Lei Sha, Feng Qian, Baobao Chang, and Zhifang Sui. 2018. Jointly extracting event triggers and arguments by dependency-bridge rnn and tensor-based argument interaction. In *Proceedings of the AAAI Conference on Artificial Intelligence*, volume 32.
- Meihan Tong, Bin Xu, Shuai Wang, Yixin Cao, Lei Hou, Juanzi Li, and Jun Xie. 2020. Improving event detection via open-domain trigger knowledge. In *Proceedings of the 58th Annual Meeting of the Association for Computational Linguistics*, pages 5887–5897.
- Ashish Vaswani, Noam Shazeer, Niki Parmar, Jakob Uszkoreit, Llion Jones, Aidan N. Gomez, Lukasz Kaiser, and Illia Polosukhin. 2017. [Attention is all you need](#). *CoRR*, abs/1706.03762.
- David Wadden, Ulme Wennberg, Yi Luan, and Hananeh Hajishirzi. 2019. [Entity, relation, and event extraction with contextualized span representations](#). *CoRR*, abs/1909.03546.
- Bishan Yang and Tom Mitchell. 2016. Joint extraction of events and entities within a document context. *arXiv preprint arXiv:1609.03632*.
- Sen Yang, Dawei Feng, Linbo Qiao, Zhigang Kan, and Dongsheng Li. 2019. Exploring pre-trained language models for event extraction and generation. In *Proceedings of the 57th Annual Meeting of the Association for Computational Linguistics*, pages 5284–5294.
- Tongtao Zhang, Heng Ji, and Avirup Sil. 2019. Joint entity and event extraction with generative adversarial imitation learning. *Data Intelligence*, 1(2):99–120.