

Towards complex real-world safety factory inspection: a high-quality dataset for safety clothing and helmet detection

Fusheng Yu, Xiaoping Wang*, Jiang Li*, Shaojin Wu, Junjie Zhang and Zhigang Zeng

The School of Artificial Intelligence and Automation, and the Key Laboratory of Image Processing and Intelligent Control of Education Ministry of China, and the Hubei Key Laboratory of Brain-inspired Intelligent Systems, Huazhong University of Science and Technology, Wuhan 430074, China

ARTICLE INFO

Keywords:

Image Dataset
Construction Safety
Deep Learning
Object Detection
Industrial Scenario

ABSTRACT

Safety clothing and helmets play a crucial role in ensuring worker safety at construction sites. Recently, deep learning methods have garnered significant attention in the field of computer vision for their potential to enhance safety and efficiency in various industries. However, limited availability of high-quality datasets has hindered the development of deep learning methods for safety clothing and helmet detection. In this work, we present a large, comprehensive, and realistic high-quality dataset for safety clothing and helmet detection, which was collected from a real-world chemical plant and annotated by professional security inspectors. Our dataset has been compared with several existing open-source datasets, and its effectiveness has been verified applying some classic object detection methods. The results demonstrate that our dataset is more complete and performs better in real-world settings. Furthermore, we have released our deployment code to the public to encourage the adoption of our dataset and improve worker safety. We hope that our efforts will promote the convergence of academic research and industry, ultimately contribute to the betterment of society.

1. Introduction

Safety is a perpetual and significant concern in all industries, particularly in high-risk construction sites such as chemical factories and building sites. Protective equipments, including safety clothing and helmets, are crucial for safeguarding workers in high-risk construction sites. Helmets can effectively prevent head injuries caused by falling or splashing objects, while safety clothing can protect the body and arms from hazardous chemicals and liquids. The lack of safety clothing and helmets frequently results in safety accidents, with terrible impacts on families and society. Therefore, monitoring the usage of safety clothing and helmets in factories or construction sites is of immense safety significance and broad application value.

Current laws and safety regulations stipulate that the person in charge and the contractor are responsible for providing, supervising, and maintaining personal protective equipment in construction sites. However, some workers may relax their vigilance due to a lack of safety awareness or discomfort from long-term wear, thereby increasing the probability of safety accidents.

Currently, the commonly used automated monitoring technique for compliance of safety clothing and helmets is a class of sensor-based methods [1, 2]. Sensor-based technology monitors whether the workers wear safety clothing or helmets by attaching sensors to them and analyzing the signals. However, this method requires significant investments in purchasing, installation, and maintenance, resulting in relatively high costs.

In recent years, deep learning methods have gained substantial attention in computer vision [3, 4] due to their ability to self-learn useful features from large-scale, annotated training data. In particular, convolution neural networks are widely used for image classification and object detection. For example, LeCun et al. [5] utilized Convolutional Neural Networks (CNNs) to recognize handwritten digits, while Kolar et al. [6] used CNNs to detect safety guardrails in construction sites. Nath et al. [7, 8] used CNNs to identify common construction-related objects (e.g., buildings, equipment, and workers). These works provide new insights into monitoring the usage of safety clothing and helmets.

As we all know, the great success of deep learning depends on large-scale, high-quality, and annotated data. To the best of our knowledge, only two safety clothing and helmet benchmark datasets have been released, namely Pictor-v3 [9] and Safety Helmet Wearing Dataset (SHWD) [10]. However, the categories and quantities of labeled instances in the two datasets fall short of meeting the requirements for real-world applications. The existing datasets only consider the impact of helmets without paying attention to the impact of safety clothing. In real-world applications, there are still potential safety hazards. In addition, the backgrounds of all images are too simple, and the lighting conditions are overly ideal, which differs significantly from real-world working environments. If such datasets are actually employing in a factory safety inspection project, the generalization ability of the model is likely to be poor.

To address the above limitations, in this work, we contribute a large, realistic, and comprehensive high-quality dataset for safety clothing and helmet detection, named the Towards Complex Real-world Safety Factory (TCRSF) dataset. A comparison of the images in TCRSF and those in the existing dataset is shown in Figure 1. It can be

*Corresponding authors: Jiang Li and Xiaoping Wang. E-mail address: yufusheng@hust.edu.cn (F. Yu), wangxiaoping@hust.edu.cn (X. Wang), lijfrank@hust.edu.cn (J. Li), wushaojin@hust.edu.cn (S. Wu), zjunjie@hust.edu.cn (J. Zhang), zgzen@hust.edu.cn (Z. Zeng).



Figure 1: Some examples of different datasets. The first, second and third rows are the images selected from Pictor-v3, SHWD and our TCRSF, respectively. The most image backgrounds in the Pictor-v3 and SHWD datasets are simple (e.g., (a), (c), (g), (h), and (i)), while those in TCRSF are incredibly complicated.

seen that the proposed TCRSF provides more realistic scenarios and more complex backgrounds. TCRSF contains 50558 labeled instances of 7 categories, including “Safety Helmet”, “Safety Clothing”, “Head”, etc. To simulate the real-world work environment, we added labels for safety clothing and helmets under different lighting conditions and shadow areas, called “blurred head” and “blurred clothing”. Additionally, all images were collected by factory cameras, covering two factories and 40 different scenes. And each instance was manually annotated by professional inspectors from the factory, guaranteeing accurate annotations. It is worth mentioning that, our TCRSF dataset can serve as an evaluation benchmark for various detection tasks, such as small object detection and high-low light object detection.

To evaluate the effectiveness of our dataset in a real-world factory environment, we adopt YOLO-v5¹ as the base model for training, trained it using our dataset. And we deploy the model in the factory and receive streaming data from the camera in real-time to inspect whether workers wear safety clothing and helmets.

The TCRSF dataset introduces a novel and robust evaluation benchmark for construction safety inspection, facilitating its adoption in real-world applications. The main contributions of this work are as follows:

- (1) We have contributed a large, realistic, and high-quality dataset named TCRSF. This dataset provides a new and reasonable evaluation benchmark for the community, and we hope that its contribution can promote the development of construction safety inspection.
- (2) By conducting experiments on existing models, we have validated the completeness of our dataset. Furthermore, the object detection model achieves excellent performance on our dataset when deployed in a real chemical plant environment.
- (3) We have developed a comprehensive paradigm for real-time detection of workers’ safety clothing and helmets, and provided the full implementation of the application workflow code. To make it easily accessible to non-experts, we have integrated the code such that model training and optimization can be achieved by simply modifying a few parameters in a fixed file. All datasets and codes have been open sourced and are available from <https://github.com/soffity/TCRSF>.

The rest of this article is organized as follows. In Section 2, we review current status of open-source datasets for safety clothing and helmets and recent advances in object detection. In Section 3, we present a detailed description of TCRSF. We introduce the selected architectures and experimental procedure to compare the performance in Section 4. We discuss the gap between academia and industry and explores future directions, as well as the real-world

¹YOLO-v5 is a deep learning model for object detection, image segmentation and image classification.

performance of TCRSF in Section 5. Finally, in Section 6, we conclude this article.

2. Related Work

2.1. Related Datasets

The most remarkable datasets in the field of object detection include Pascal VOC [11, 12], MS-COCO [13], ILSVRC [14], and Open Image [15]. The Pascal Vision Object Class (VOC) Challenge is a competition to accelerate the advancement of the field of computer vision, and two versions of the datasets adopted in the competition, VOC 2007 and VOC 2012, were commonly used for standard benchmarks. The Microsoft Common Objects in Context (MS-COCO) is one of the most challenging object detection datasets available, including two commonly used versions, COCO 2005 and COCO 2018. MS-COCO contains 80 categories, whose annotated objects are divided into three categories based on scale: small objects, medium objects, and large objects. The ImageNet Large-Scale Visual Recognition Challenge (ILSVRC) is also a competition that includes an object detection task, and its dataset serves as a benchmark for the evaluation of algorithm performance. The number of objects in the ILSVRC was expanded to 200 compared to the VOC dataset, and the number of images and annotated objects are significantly larger than those in the VOC dataset. The Open Image dataset was launched by Google in 2017 and consists of 9.2 million images with 16 million bounding boxes for 600 categories on 1.9 million images used for detection, becoming one of the largest object detection datasets.

Although there are numerous datasets [11, 12, 13, 14, 15] for object detection, there are few datasets for industrial scenarios such as safety clothing and helmet detection. The availability of high-quality real-world datasets for helmets and safety clothing is crucial for ensuring engineering safety and factory compliance. Despite the significant advancements made in object detection algorithms, their full deployment in industrial sites is still limited by the lack of professional, high-quality datasets. Currently, the only two open-source datasets available for safety helmet detection are Pictor-v3 [9] and Safety Helmet Wearing Dataset (SHWD) [10]. Table 1 shows a comparison between our TCRSF and the extant safety helmet datasets. However, the limited applicability of these datasets makes it difficult to utilize them in academia and industry. Pictor-v3 dataset contains only 1330 annotated images, which is insufficient to meet the current requirements of deep learning datasets. Furthermore, this dataset lacks negative samples, and its data composition is uneven, with a disproportionate emphasis on different color labels. In reality, safety helmets come in diverse colors, and an overemphasis on color labels may impede the ability of the network model to recognize the physical characteristics of safety helmets. SHWD contains 3241 images related to safety helmets with the annotation of 10457 instances. Despite the substantial increase in image count compared to Pictor-v3, the majority of images in SHWD are downloaded from web pages with simple

backgrounds, which do not represent the complexity of real-world scenarios. Additionally, due to the variation in data sources, the resolutions of images in the SHWD dataset differ significantly, which can negatively impact the performance of deep learning models in practical application scenarios.

2.2. Object Detection Methods

In the field of computer vision, object detection is a fundamental task for many real-world applications, which are receiving widespread attention. There are many application scenarios for object detection, such as autonomous driving [16, 17], medical diagnosis [18], emotion detection [19], pedestrian detection [20], etc. The early object detection algorithms are composed of hand-crafted feature extractors such as Histogram of Oriented Gradients (HOG) [21], Viola Jones detector [22], and so on. These methods have inaccurate detection results and are resistant to be applied to different datasets. In recent years, as the rapid evolution of deep learning, the reintroduction of Convolutional Neural Network (CNN) based models has brought a new landscape to the realm of object detection. CNN-based [23, 24] object detection methods can be categorized into two main types: two-stage methods and one-stage methods. Two-stage algorithms have two separate steps, i.e., searching for object proposals in images during the first stage, and then classifying and localizing them during the second stage. These methods commonly are of complex architecture and demand longer time to generate proposals. Unlike the two-stage algorithms, one-stage approaches are superior in terms of real-time performance and network architecture. One-stage algorithms localize objects with the predefined boxes of different scales and aspect ratios, and classify semantic objects in a single shot adopting dense sampling [25].

R-CNN [26] is a pioneering work in two-stage object detection. It employed a selective search algorithm to generate 2000 region proposals, then used a CNN to extract features from each proposal, followed by support vector machine (SVM) [27] and finally performed classification and regression. However, the slow inference speed due to the large number of region proposals limits the practicality of the model. Fast R-CNN [28] further improved the speed and accuracy of R-CNN [26] by sharing features among proposals and using ROI-pooling to extract fixed-size features. Faster R-CNN [29] unified the region proposal network and detection network, leading to improved accuracy and inference speed. One-stage methods, such as YOLO [30], directly predicted object categories and bounding boxes in a single network pass. YOLO-v2 [31] improved the accuracy and speed by introducing batch normalization and full convolutional operations. YOLO-v3 [32] further improved the accuracy by using a more powerful backbone network and multiscale prediction based on Darknet-53. YOLO-v4 [33] introduced additional improvements in data preprocessing, network design, and prediction. SSD [34], another one-stage method, detected objects of different scales by using feature maps from different layers. FCOS [35] predicted

Table 1

Comparison between TCRSF and Existing Open-Source Datasets about Safety Helmets

Dataset	Year	#Category	#Samples	#Instance	Color	Task	Data Source
Pictor-v3	2020	6	1330	9208	RGB	Detection	Web-mined and Crowd-sourced
SHWD	2019	2	3241	10457	RGB	Detection	Web-mined
TCRSF	2023	7	12373	50558	RGB	Detection	Chemical Plant

Only the images related to safety helmets in the SHWD dataset be used. #Category, #Samples, and #Instance denote the numbers of categories, samples, and instances in the dataset, respectively.

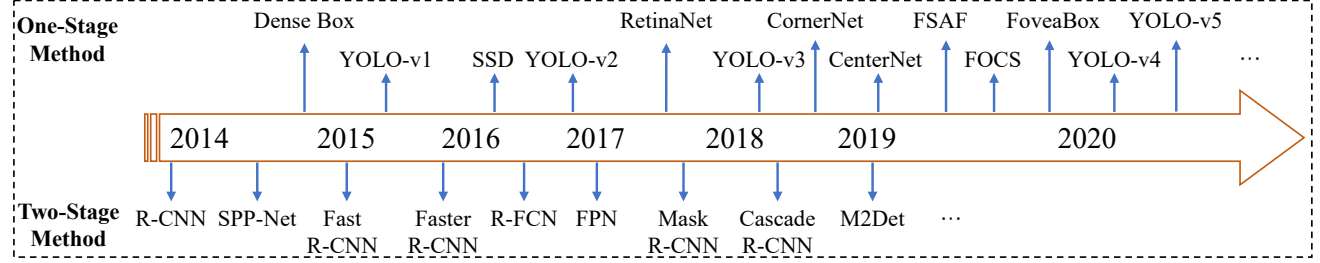


Figure 2: The development line of deep learning based object detection methods. The upper part is the one-stage methods and the lower part is the two-stage methods.

object boundaries and categories based on internal points and allocated objects to different pyramid levels based on their scales. The development line of deep learning based object detection algorithms is shown in Figure 2. In this work, we employ YOLO-v5 as an object detection model in the real chemical plant. YOLO-v5 introduces some novel improvement ideas based on YOLO-v4, which results in a significant performance advancement in both speed and accuracy.

3. TCRSF Dataset

Existing helmet datasets are insufficient to meet the requirements of practical scenarios. In this work, we collected real-world images from chemical plants and construct a high-quality safety clothing and helmet dataset for object detection. In the following, we introduce the construction principles, annotation principle, data details, and potential tasks of the proposed TCRSF dataset.

3.1. Construction Principle

To guarantee the high quality of the TCRSF dataset, we construct the TCRSF dataset in accordance with the following principles:

3.1.1. Realistic Source

Collecting realistic data is crucial for practical implementation and also makes the related studies more meaningful. Therefore, we collect on-site images of workers from surveillance cameras in two chemical plants based on specific collection criteria. For each camera, we save one image every 10 frames when there were people in the scene. This data collection process is carried out continuously for one week, resulting in approximately 40000 captured images as the initial data source. Subsequently, we perform data

filtering while ensuring an even distribution of scenes and categories. The goal is to avoid significant imbalances in the quantity of different categories. Eventually, we retain 12373 images as the final dataset. We employ a repetitive filtering approach to ensure the authenticity and uniformity of the data.

3.1.2. Data Privacy

While collecting and labeling images, we strictly follow the standard de-identification procedure by removing any sensitive information (such as time, plant location, etc.), thereby ensuring that the identities of the factory and workers remain confidential.

3.1.3. Diverse Scenes

To ensure a diverse range of scenarios in the dataset, we collect data from two factories, capturing nearly 40 different indoor and outdoor scenes are captured. This approach ensures the dataset's scene universality.

3.1.4. Professional Annotation

Our annotation team consists of six professional security inspectors and the three graduate students who have undergone specialized training. Each instance in TCRSF is annotated by the six professional security inspectors. After annotation, three graduate students who are not involved in the labeling process were invited to review the annotations, ensuring that every image and every annotation in the dataset is completely accurate.

3.1.5. Various Categories

As depicted in Table 2, TCRSF comprises five common categories observed at construction sites, including "Person", "Safety Helmet", "Safety Clothing", "Other Clothing",

Table 2

The Statistics of Instance Distribution Per Category in the TCRSF Dataset

Category	Person	Safety Helmet	Safety Clothing	Other Clothing	Head	Blurred Head	Blurred Clothing	Total
Training	13528	11378	11781	626	961	896	1053	40223
Testing	3482	2920	3032	154	239	238	271	10336
Total	17010	14298	14813	780	1200	1134	1324	50559

“Head”. To ensure the realism of the dataset, we add annotations for objects that are difficult to differentiate. In other words, we annotate “Blurred Head” and “Blurred Clothing” for those who are affected by shadows and strong lighting. The comprehensive classification and detailed annotations render the dataset more representative of real-world situations, facilitating practical applications and academic research.

3.1.6. High-Low Light Scene Discriminate

As illustrated in Figure 3, we categorize the entire dataset into three groups: high-light, low-light, and normal-light images, based on the intensity of light sources around person in the images. Images with an evenly distributed light source are classified as normal-light. On the other hand, images with apparent strong light sources or shadows are classified as high-light and low-light, respectively. Although deep learning-based object detection methods have exhibited impressive results on conventional datasets, detecting objects accurately in low-quality images captured under extreme light conditions remains a significant challenge. Thus, we have provided researchers with samples of extreme light conditions to encourage the development of object detection in such scenarios. The classification of all scenes was carried out by the three graduate students. Given the potential for different perspectives on classifying images, a voting system was used to resolve any disagreements, with the majority opinion determining the final classification outcome.

3.2. Data Details

3.2.1. Instance Distribution

The TCRSF dataset contains 12373 images, 7 categories of 50558 annotations. The instance proportion of each category is shown in Figure 4. As depicted in Figure 4, the most prominent categories are “Person”, “Safety Helmet” and “Safety Clothing”, accounting for about 33.64%, 28.28% and 29.30% of the dataset, respectively. Due to the rarity of violations in real-world chemical plants, situations where safety clothing or helmets are not worn are infrequent. As a result, the instances classified as “Other Clothing” and “Head” represent only a small portion of the data set, 1.54% and 2.37%, respectively. The remaining categories, “Blurred Head” and “Blurred Clothing”, which represent instances captured in special environments, are relatively limited in quantity, accounting for 2.24% and 2.62%, respectively.

3.2.2. Partitioning of the Training and Test Sets

Our dataset is divided into training set and testing set, and the ratio is 4:1. We have 12373 images in TCRSF

Table 3

The Category Distribution of Objects with Different Sizes

Category	Total	Large	Medium	Small
Safety Helmet	14298	3551	3030	7717
Head	1200	95	164	941
Blurred Head	1134	15	41	1078
Blurred Clothing	1324	281	313	730

Large, Medium, and Small indicate large-sized, medium-sized, and small-sized objects, respectively.

dataset, including 9898 images in the training set, 2475 images in the testing set. The statistics of category distribution of training and testing set are also shown in Table 2.

3.2.3. Data Quality

All images are stored in JPG format. The average resolution is mostly 1280 * 704, and the maximum resolution is 1920 * 1280.

3.3. Potential Tasks

3.3.1. Small Object Detection

As per the definition provided by the international organization SPIE, a small target must not exceed 0.12% of the overall image area. Therefore, we define small objects as those whose actual bounding box occupies less than 0.1% of the entire image area, while large objects are those whose bounding box occupies more than 0.2% of the image area. The remaining objects are classified as medium-sized objects. Table 3 provides detailed statistics on the number of small objects in the dataset.

3.3.2. High-Low Light Detection

A critical reason why object detection tasks are challenging under extreme light conditions is the lack of relevant datasets. According to the light conditions of the area where the object is located, we divide the images in the dataset into high-light image, low-light image and normal-light image. Figure 3 illustrates the quality of each type of image. The quantity distribution is shown in Figure 5, and we can conclude that the samples under normal-light are the most, while the samples under high- and low-light are basically the same.

4. Experiments

In this section, we compare the proposed TCRSF with the existing dataset and also explore the performance of different object detection models on the TCRSF dataset.




Figure 3: Examples of images with different lighting conditions. The first, second and third rows are the images based on normal-light, high-light, and low-light, respectively. In (d), (e), and (f), it is extremely difficult to detect whether workers are wearing safety clothing and helmets because the surrounding light is too high. Similarly, in (g), (h), and (i), too low light around workers makes it difficult to conduct object detection tasks.

4.1. Experimental Setting Details

4.1.1. Datasets

In all our following experiments, the datasets we adopt include Pictor-v3² [9], SHWD³ [10], and TCRSF. **Pictor-v3** contains 774 crowd-sourced and 698 web-mined images, where the crowd-sourced and web-mined images contain 2496 and 2230 instances of workers, respectively. **SHWD** provides the dataset used for both safety helmet wearing and human head detection. It includes 7581 images with 9044 human safety helmets wearing objects (positive) and 111514 normal head objects (not wearing or negative). We make a thorough evaluation of our dataset by conducting adequate experiments on these three datasets.

4.1.2. Comparison Methods

To verify the effectiveness feasibility of our dataset, we utilize some classic detection methods, namely Faster R-CNN [29], SSD [34], FCOS [35], TOOD [36], Retina-Net [37], VF-Net [38], and YOLO-v5⁴ to conduct experiments on this dataset.

²<https://github.com/ciber-lab/pictor-ppe>

³<https://github.com/njvisionpower/Safety-Helmet-Wearing-Dataset>

⁴<https://github.com/ultralytics/yolov5>

Faster R-CNN is a classical two-stage object detection algorithm, whose first stage is to find out the rectangular box of the anchor of the object to be detected in the image (to classify the background and the object to be detected), and its second stage is to classify the object to be detected in the anchor box. **SSD** is a one-stage generic multi-scale object detection algorithm, which adopts a pyramidal structure for feature extraction by convolutional neural networks, and performs classification and position regression on multiple feature maps simultaneously. **FCOS** is a pixel-by-pixel, instance segmentation-like target detection network based on full convolutional network, which does not rely on Anchor mechanism and achieves anchor-free and proposal-free solution, avoiding the complex operation of anchor. **TOOD** proposes a task-aligned one-stage object detection method to design a new head structure and an alignment-oriented learning method. It has two main contributions, one is the design of a task-aligned head and the other is the design of a task-aligned learning method. **Retina-Net** introduces Focal Loss for solving the problem of severe imbalance in the ratio of positive and negative samples in one-stage algorithm, which does not need to modify the network structure, but only needs to change the loss function to obtain excellent

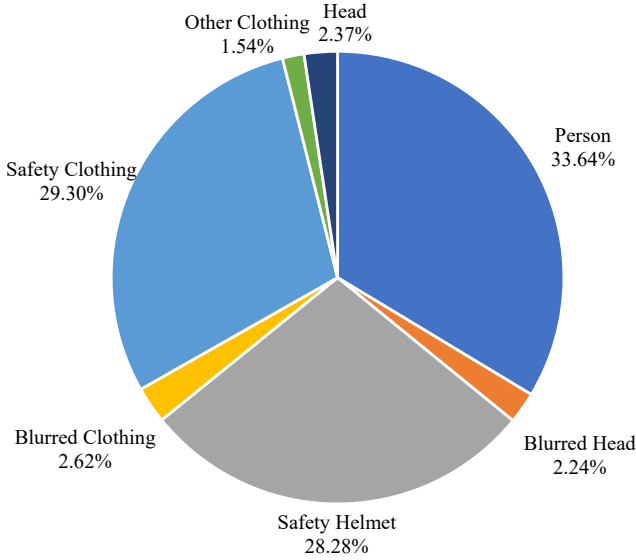


Figure 4: The proportion of instances per category in the TCRSF dataset.

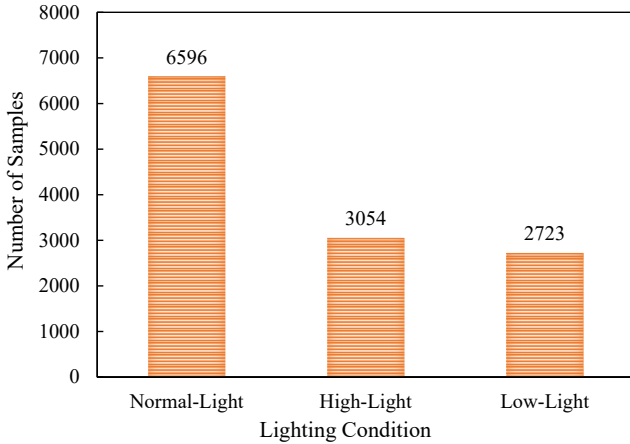


Figure 5: The quantity distribution under different lighting scenarios.

results. **VF-Net** designs a loss function called Varifocal Loss to predict the IoU-aware classification score (IACS) of each image and a novel efficient star-shaped bounding box feature representation for estimating the IACS and refining coarse bounding boxes. **YOLO-v5** is a one-stage object detection algorithm, which incorporates new and improved techniques based on YOLO-v4, resulting in a significantly superior performance in terms of speed and accuracy. Noteworthy, the backbone networks of Faster R-CNN, FCOS, Retina-Net, and VF-Net are ResNet-50 [39]. SSD and YOLO-v5 utilize VGG16 [40] and CSPDarknet53 as its backbone network, respectively.

4.1.3. Parameters Details

All experiments are optimized by the SGD optimizer. The momentum and weight decay are set to 0.9 and 0.0001, respectively. The batch size is set to 4 with shuffle strategy while training. We evaluate the mean Average Precision

(mAP) of the object detection to measure the performance of all models fairly. Besides, the IoU threshold range for measuring the accuracy of predicted bounding boxes relative to ground truth has been set to 0.50 to 0.95, with an interval of 0.05. By the way, all of our experiments are conducted using the detection framework, except for YOLO-v5. To ensure a fair comparison, we do not enable mosaic data augmentation in YOLO-v5 and kept the data augmentation consistent across all methods.

4.2. Result Analysis

Table 4 presents the performance of different methods on each dataset. We mainly refer to two metrics, mAP (0.50) and mAP (0.50:0.95), to evaluate the adaptability of each dataset to different networks. Table 4 illustrates that, irrespective of the method employed, our dataset records the lowest mAP, followed by Pictor-V3 and SHWD. The reason for this is evident: our dataset exhibits a higher level of complexity, presenting more considerable challenges than the other datasets. Due to its intricate background, extensive range of categories and adverse lighting conditions. It is apparent that models trained on more realistic and challenging datasets are more effective in practical applications. Under identical parameters, the mAP (0.5:0.95) and inference speed of different models in Table 5 was compared, and the result demonstrates YOLO-v5 do the best trade-off between speed and accuracy.

Figure 6 shows the recognition ability of YOLO-v5 for different categories on our dataset. Observing Figure 6, we can conclude that YOLO-v5 achieves the highest recognition accuracy for the categories of “Person”, “Safety Helmet”, and “Safety Clothing”. This is mainly due to the fact that these categories have the largest amount of data, and the network can learn more useful features, resulting in better recognition performance. For the categories of “Other Clothing” and “Head”, although they account for relatively small proportions of all classes, their feature information differs significantly from “Safety Clothing” and “Safety Helmet”, making it easier for the network to learn and distinguish. For the categories of “Blurred Head” and “Blurred Clothing” had relatively few instances in the dataset and are subject to complex environmental conditions, such as shadow and strong light, making it difficult for the network to learn useful features and resulting in poor recognition performance. Therefore, we propose the use of this dataset to attract more researchers to address the issue of low recognition accuracy in extremely complex conditions, ultimately leading to better applications in real-world.

5. Real-time Detection of Engineering Applications

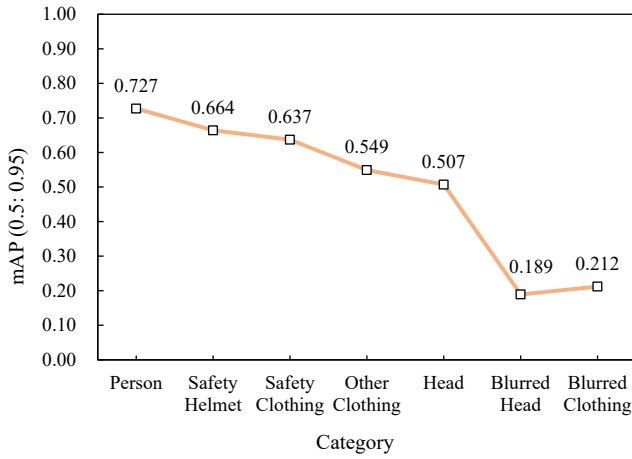
Object detection, a crucial aspect of computer vision, has garnered significant attention from scholars in the academic field. In recent years, state-of-the-art (SOTA) algorithms

Table 4

Comparison Results of Different Object Detection Methods on TCRSF and Existing Helmet Datasets

Method	Backbone	Pictor-v3		SHWD		TCRSF (ours)	
		mAP (0.50)	mAP (0.50:0.95)	mAP (0.50)	mAP (0.50:0.95)	mAP (0.50)	mAP (0.50:0.95)
Faster R-CNN	ResNet-50	0.9060	0.5340	0.8480	0.6310	0.7640	0.5030
FCOS	ResNet-50	0.8950	0.5240	0.8580	0.6390	0.7640	0.4960
VF-Net	ResNet-50	0.9140	0.5520	0.8570	0.6390	0.7640	0.5100
Retina-Net	ResNet-50	0.9054	0.5438	0.8548	0.6356	0.7654	0.5184
TOOD	ResNet-50	0.9150	0.5580	0.8670	0.6440	0.7890	0.5230
SSD-512	VGG16	0.8550	0.4880	0.8080	0.5740	0.7280	0.4150
YOLO-v5	CSPDarknet53	0.8818	0.5358	0.8399	0.6386	0.7410	0.4962

The mAP (0.50:0.95) metric measures the average mean Average Precision (mAP) across different Intersection over Union (IoU) thresholds, ranging from 0.50 to 0.95 with an interval of 0.05. Similarly, mAP(0.50) is the average mAP at a single IoU threshold of 0.50. The SSD-512 method denotes the input image size of 512×512 pixels.

**Figure 6:** The recognition ability of YOLO-v5 for different categories.

have leaned towards large models. Transformer [41] structure from natural language processing is applied to object detection in DETR [42], DINO [43], and other methods, yielding remarkable results. Such research undoubtedly furthers the theoretical development of object detection and pushes the limits of detection performance to new heights, which is both challenging and significant. However, the ultimate goal of academic research is to provide direction and momentum for real-world applications. If research cannot be applied in reality, it is confined to the theoretical realm.

Honestly, the gap between academia and industry is substantial. Although the object detection algorithms that achieve SOTA performance in academia are impressive, their practical application in the real-world presents challenges. Current SOTA algorithms face three significant limitations in application:

- (1) Models have an excessive number of parameters, which require high-end computing equipment to run efficiently.
- (2) Inference time for these models is too slow to provide timely feedback, rendering their excellent performance moot.

Table 5

Results of mAP (0.50:0.95) and FPS for Different Methods

Method	Backbone	mAP (0.50:0.95)	FPS
Faster R-CNN	ResNet-50	0.5030	25.9
FCOS	ResNet-50	0.4960	27.5
VF-Net	ResNet-50	0.5100	11.7
Retina-Net	ResNet-50	0.5184	27.0
TOOD	ResNet-50	0.5230	17.0
SSD-512	VGG16	0.4150	57.5
YOLO-v5	CSPDarknet53	0.4962	46.3

FPS denotes Frames Per Second and indicates the average number of images that the model can process per second, which is used to evaluate the speed of object detection.

- (3) The lack of a unified framework makes it difficult to deploy and use these algorithms effectively.

Typically, object detection algorithms that are suitable for industrial application need to strike a balance between speed and accuracy. The challenge in achieving real-time computation lies in maintaining satisfactory accuracy levels. In industrial deployment, the one-stage network holds greater significance when compared to the two-stage network. Several one-stage algorithms, such as FCOS, VF-Net, Retina-Net, TOOD, SSD and YOLO-v5, have performed well in real-time detection. The comparison results of inference speed are shown in the Table 5. We can observe that TOOD achieves the highest mAP (0.50:0.95), but its FPS is only 17.0; SSD-512 reaches the highest FPS, but its mAP (0.50:0.95) is lower than all other models, only 0.4150. Through the comparison of the experimental results of all methods, YOLO-v5 obtains the best trade-off in terms of accuracy and speed.

To assess the effectiveness of our dataset in real-world scenarios, we have deployed the object detection algorithm based on YOLO-v5 in an actual factory environment. Figure 7 displays the test results obtained from real-world factories. It is evident that even areas with occlusion or

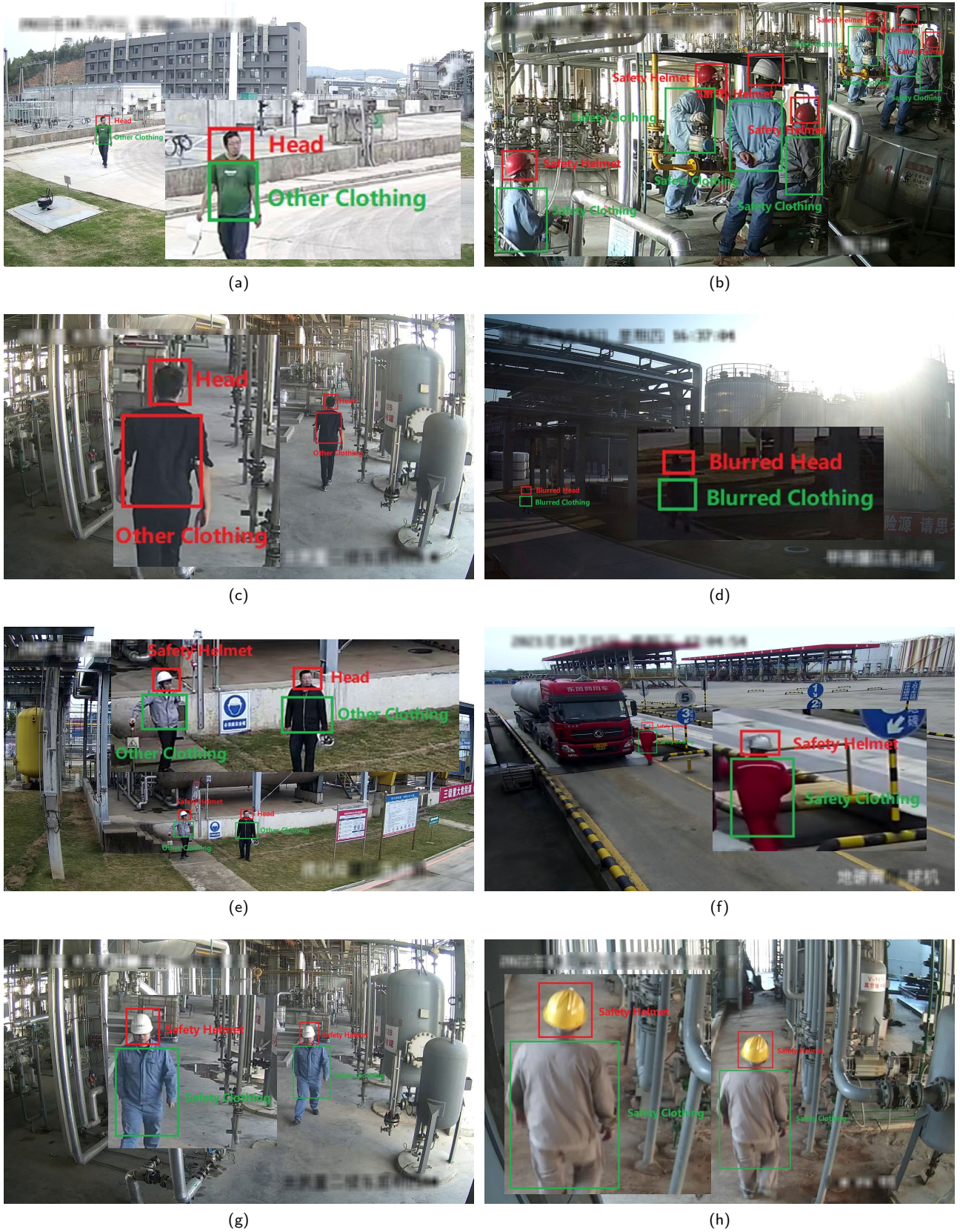


Figure 7: Some examples of experimental results obtained by YOLO-v5 on the proposed TCRSF dataset. Note that we have zoomed in on the region of the object detection results.

shaded corners can be accurately detected following training on professional datasets.

Finally, we release the GPU-based deployment paradigm and application code as open source. Even non-professional users can deploy and use it by modifying a few parameters. We hope that our dataset can be applied to a broader range of real-world engineering environments and make a genuine contribution to engineering safety.

6. Conclusion

In this work, we have delved into the paramount importance of engineering safety in the real-world. By adhering to the required guidelines, workers can ensure engineering safety by donning safety clothing and helmets. However, due to the lack of professional and publicly available datasets, this area has not garnered much attention. Moreover, technical barriers have limited the widespread implementation and use of research findings in many actual engineering settings. To promote research and practical usage in this field, we have constructed and released a high-quality dataset of safety helmets and clothing, named TCRSF, comprising 12373 images across seven categories. All images are sourced from authentic settings and have been manually annotated by professional security inspectors. Furthermore, we have validated the effectiveness of our dataset in a genuine factory setting and openly disclosed our engineering code, which can be applied in numerous factories and construction sites. Through the contribution of this premium dataset and open-source engineering deployment code, we hope to tangibly enhance the protection of engineering safety for workers, while also advancing academic research toward industry alignment. In this way, the research can be realized in practical settings for the genuine benefit of society.

CRedit Authorship Contribution Statement

Fusheng Yu: Conceptualization, Data curation, Software, Validation, Formal analysis, Investigation, Visualization, Writing - original draft, Writing - review & editing. **Xiaoping Wang:** Supervision, Writing - review & editing, Funding acquisition. **Jiang Li:** Investigation, Supervision, Writing - original draft, Writing - review & editing, Formal analysis, Visualization, Project administration. **Shaojin Wu:** Data curation, Software, Formal analysis, Validation. **Junjie Zhang:** Data curation, Software. **Zhigang Zeng:** Supervision, Funding acquisition.

Declaration of Competing Interest

The authors declare that they have no known competing financial interests or personal relationships that could have appeared to influence the work reported in this paper.

Acknowledgments

This work was supported in part by the National Natural Science Foundation of China under Grant 62236005, 61936004, and U1913602.

References

- [1] A. Kelm, L. Laußat, A. Meins-Becker, D. Platz, M. J. Khazaee, A. M. Costin, M. Helmus, J. Teizer, Mobile passive radio frequency identification (rfid) portal for automated and rapid control of personal protective equipment (ppe) on construction sites, *Automation in Construction* 36 (2013) 38–52. doi:10.1016/j.autcon.2013.08.009.
- [2] B. Naticchia, M. Vaccarini, A. Carbonari, A monitoring system for real-time interference control on large construction sites, *Automation in Construction* 29 (2013) 148–160. doi:10.1016/j.autcon.2012.09.016.
- [3] C. Zhu, Y. He, M. Savvides, Feature selective anchor-free module for single-shot object detection, in: *Proceedings of the IEEE/CVF Conference on Computer Vision and Pattern Recognition*, 2019. doi:10.1109/cvpr.2019.00093.
- [4] S. Nah, T. Hyun Kim, K. Mu Lee, Deep multi-scale convolutional neural network for dynamic scene deblurring, in: *Proceedings of the IEEE Conference on Computer Vision and Pattern Recognition*, 2017. doi:10.1109/cvpr.2017.35.
- [5] Y. Lecun, L. Bottou, Y. Bengio, P. Haffner, Gradient-based learning applied to document recognition, *Proceedings of the IEEE* 86 (11) (1998) 2278–2324. doi:10.1109/5.726791.
- [6] Z. Kolar, H. Chen, X. Luo, Transfer learning and deep convolutional neural networks for safety guardrail detection in 2d images, *Automation in Construction* 89 (2018) 58–70. doi:10.1016/j.autcon.2018.01.003.
- [7] N. Nath, T. Chaspari, A. Behzadan, A transfer learning method for deep neural network annotation of construction site imagery, in: *Proc., 18th Int. Conf. on Construction Applications of Virtual Reality*, 2018, pp. 1–10.
- [8] N. D. Nath, T. Chaspari, A. H. Behzadan, Single-and multi-label classification of construction objects using deep transfer learning methods, *J. Inf. Technol. Constr.* 24 (2019) 511–526. doi:10.36680/j.itcon.2019.028.
- [9] N. D. Nath, A. H. Behzadan, S. G. Paal, Deep learning for site safety: Real-time detection of personal protective equipment, *Automation in Construction* 112 (2020) 103085. doi:10.1016/j.autcon.2020.103085.
- [10] M. Gochoo, Safety helmet wearing dataset, in: *Mendeley Data*, 2021. doi:10.17632/9rcv8mm682.1.
- [11] M. Everingham, L. Van Gool, C. K. I. Williams, J. Winn, A. Zisserman, The pascal visual object classes (voc) challenge, *International Journal of Computer Vision* 88 (2) (2010) 303–338. doi:10.1007/s11263-009-0275-4. URL <https://doi.org/10.1007/s11263-009-0275-4>
- [12] M. Everingham, S. M. A. Eslami, L. Van Gool, C. K. I. Williams, J. Winn, A. Zisserman, The pascal visual object classes challenge: A retrospective, *International Journal of Computer Vision* 111 (1) (2015) 98–136. doi:10.1007/s11263-014-0733-5.
- [13] T.-Y. Lin, M. Maire, S. Belongie, J. Hays, P. Perona, D. Ramanan, P. Dollár, C. L. Zitnick, Microsoft coco: Common objects in context, in: D. Fleet, T. Pajdla, B. Schiele, T. Tuytelaars (Eds.), *Computer Vision - ECCV 2014*, Springer International Publishing, 2014, pp. 740–755.
- [14] O. Russakovsky, J. Deng, H. Su, J. Krause, S. Satheesh, S. Ma, Z. Huang, A. Karpathy, A. Khosla, M. Bernstein, A. C. Berg, L. Fei-Fei, Imagenet large scale visual recognition challenge, *International Journal of Computer Vision* 115 (3) (2015) 211–252. doi:10.1007/s11263-015-0816-y.
- [15] A. Kuznetsova, H. Rom, N. Alldrin, J. Uijlings, I. Krasin, J. Pont-Tuset, S. Kamali, S. Popov, M. Mallocci, A. Kolesnikov, T. Duerig, V. Ferrari, The open images dataset v4, *International Journal*

- of Computer Vision 128 (7) (2020) 1956–1981. doi:10.1007/s11263-020-01316-z.
- [16] D. Feng, A. Harakeh, S. L. Waslander, K. Dietmayer, A review and comparative study on probabilistic object detection in autonomous driving, *IEEE Transactions on Intelligent Transportation Systems* 23 (8) (2022) 9961–9980. doi:10.1109/TITS.2021.3096854.
 - [17] L. Wang, Z. Song, X. Zhang, C. Wang, G. Zhang, L. Zhu, J. Li, H. Liu, Sat-gcn: Self-attention graph convolutional network-based 3d object detection for autonomous driving, *Knowledge-Based Systems* 259 (2023) 110080. doi:10.1016/j.knsys.2022.110080.
 - [18] R. Elakkiya, V. Subramaniaswamy, V. Vijayakumar, A. Mahanti, Cervical cancer diagnostics healthcare system using hybrid object detection adversarial networks, *IEEE Journal of Biomedical and Health Informatics* 26 (4) (2022) 1464–1471. doi:10.1109/JBHI.2021.3094311.
 - [19] J. Li, X. Wang, G. Lv, Z. Zeng, Ga2mif: Graph and attention based two-stage multi-source information fusion for conversational emotion detection, *IEEE Transactions on Affective Computing* (2023) 1–14. doi:10.1109/TAFFC.2023.3261279.
 - [20] L. Ding, Y. Wang, R. Laganière, D. Huang, X. Luo, H. Zhang, A robust and fast multispectral pedestrian detection deep network, *Knowledge-Based Systems* 227 (2021) 106990. doi:10.1016/j.knsys.2021.106990.
 - [21] N. Dalal, B. Triggs, Histograms of oriented gradients for human detection, in: 2005 IEEE Computer Society Conference on Computer Vision and Pattern Recognition, Vol. 1, 2005, pp. 886–893 vol. 1. doi:10.1109/CVPR.2005.177.
 - [22] P. Viola, M. Jones, Rapid object detection using a boosted cascade of simple features, in: Proceedings of the 2001 IEEE Computer Society Conference on Computer Vision and Pattern Recognition, Vol. 1, 2001, pp. 511–518. doi:10.1109/CVPR.2001.990517.
 - [23] A. Krizhevsky, I. Sutskever, G. E. Hinton, Imagenet classification with deep convolutional neural networks, *Communications of the ACM* 60 (6) (2017) 84–90. doi:10.1145/3065386.
 - [24] S. Xie, R. Girshick, P. Dollar, Z. Tu, K. He, Aggregated residual transformations for deep neural networks, in: Proceedings of the IEEE Conference on Computer Vision and Pattern Recognition, 2017. doi:10.1109/cvpr.2017.634.
 - [25] S. S. A. Zaidi, M. S. Ansari, A. Aslam, N. Kanwal, M. Asghar, B. Lee, A survey of modern deep learning based object detection models, *Digital Signal Processing* 126 (2022) 1–19. doi:https://doi.org/10.1016/j.dsp.2022.103514.
 - [26] R. Girshick, J. Donahue, T. Darrell, J. Malik, Rich feature hierarchies for accurate object detection and semantic segmentation, in: Proceedings of the IEEE Conference on Computer Vision and Pattern Recognition, 2014. doi:10.1109/cvpr.2014.81.
 - [27] J. Platt, Sequential minimal optimization: A fast algorithm for training support vector machines, Tech. Rep. MSR-TR-98-14, Microsoft (April 1998).
 - [28] R. Girshick, Fast r-cnn, in: Proceedings of the IEEE International Conference on Computer Vision, 2015. doi:10.1109/iccv.2015.169.
 - [29] S. Ren, K. He, R. Girshick, J. Sun, Faster r-cnn: Towards real-time object detection with region proposal networks, *IEEE Transactions on Pattern Analysis and Machine Intelligence* 39 (6) (2017) 1137–1149. doi:10.1109/TPAMI.2016.2577031.
 - [30] J. Redmon, S. Divvala, R. Girshick, A. Farhadi, You only look once: Unified, real-time object detection, in: Proceedings of the IEEE Conference on Computer Vision and Pattern Recognition, 2016. doi:10.1109/cvpr.2016.91.
 - [31] J. Redmon, A. Farhadi, Yolo9000: Better, faster, stronger, in: Proceedings of the IEEE Conference on Computer Vision and Pattern Recognition, 2017. doi:10.1109/cvpr.2017.690.
 - [32] J. Redmon, A. Farhadi, YoloV3: An incremental improvement, *arXiv e-prints* (2018).
 - [33] A. Bochkovskiy, C.-Y. Wang, H.-Y. M. Liao, YoloV4: Optimal speed and accuracy of object detection, *ArXiv abs/2004.10934* (2020).
 - [34] W. Liu, D. Anguelov, D. Erhan, C. Szegedy, S. Reed, C.-Y. Fu, A. C. Berg, Ssd: Single shot multibox detector, in: B. Leibe, J. Matas, N. Sebe, M. Welling (Eds.), *Computer Vision – ECCV 2016*, Springer International Publishing, Cham, 2016, pp. 21–37. doi:10.1007/978-3-319-46448-0_2.
 - [35] Z. Tian, C. Shen, H. Chen, T. He, Fcos: Fully convolutional one-stage object detection, in: Proceedings of the IEEE/CVF International Conference on Computer Vision, 2019. doi:10.1109/iccv.2019.00972.
 - [36] C. Feng, Y. Zhong, Y. Gao, M. R. Scott, W. Huang, Tood: Task-aligned one-stage object detection, in: Proceedings of the IEEE/CVF International Conference on Computer Vision, 2021, pp. 3510–3519. doi:10.1109/iccv48922.2021.00349.
 - [37] T.-Y. Lin, P. Goyal, R. Girshick, K. He, P. Dollar, Focal loss for dense object detection, in: Proceedings of the IEEE International Conference on Computer Vision, 2017. doi:10.1109/iccv.2017.324.
 - [38] H. Zhang, Y. Wang, F. Dayoub, N. Sunderhauf, Varifocalnet: An iou-aware dense object detector, in: Proceedings of the IEEE/CVF Conference on Computer Vision and Pattern Recognition, 2021, pp. 8514–8523. doi:10.1109/cvpr46437.2021.00841.
 - [39] K. He, X. Zhang, S. Ren, J. Sun, Deep residual learning for image recognition, in: Proceedings of the IEEE Conference on Computer Vision and Pattern Recognition (CVPR), 2016. doi:10.1109/cvpr.2016.90.
 - [40] K. Simonyan, A. Zisserman, Very deep convolutional networks for large-scale image recognition, in: Proceedings of International Conference on Learning Representations, 2014. arXiv:1409.1556.
 - [41] A. Vaswani, N. Shazeer, N. Parmar, J. Uszkoreit, L. Jones, A. N. Gomez, Ł. Kaiser, I. Polosukhin, Attention is all you need, in: Advances in Neural Information Processing Systems, Vol. 30, 2017.
 - [42] N. Carion, F. Massa, G. Synnaeve, N. Usunier, A. Kirillov, S. Zagoruyko, End-to-end object detection with transformers, in: A. Vedaldi, H. Bischof, T. Brox, J.-M. Frahm (Eds.), *Computer Vision – ECCV 2020*, Springer International Publishing, Cham, 2020, pp. 213–229. doi:10.1007/978-3-030-58452-8_13.
 - [43] H. Zhang, F. Li, S. Liu, L. Zhang, H. Su, J. Zhu, L. Ni, H.-Y. Shum, DINO: DETR with improved denoising anchor boxes for end-to-end object detection, in: Proceedings of the International Conference on Learning Representations, 2023.