
DU-Shapley: A Shapley Value Proxy for Efficient Dataset Valuation

Felipe Garrido-Lucero*

Inria, FairPlay Team, Palaiseau, France
felipe.garrido-lucero@ensae.fr
* Equal contribution

Benjamin Heymann*

Criteo AI Lab, Paris, France
b.heyman@criteo.com
* Equal contribution

Maxime Vono*

Criteo AI Lab, Paris, France
m.vono@criteo.com
* Equal contribution

Patrick Loiseau

Inria, FairPlay Team, Palaiseau, France
patrick.loiseau@inria.fr

Vianney Perchet

CREST, ENSAE, Palaiseau, France
Criteo AI Lab, Paris, France
vianney.perchet@normalesup.org

Abstract

Many machine learning problems require performing *dataset valuation*, *i.e.* to quantify the incremental gain, to some relevant pre-defined utility, of aggregating an individual dataset to others. As seminal examples, dataset valuation has been leveraged in collaborative and federated learning to create incentives for data sharing across several data owners. The Shapley value has recently been proposed as a principled tool to achieve this goal due to formal axiomatic justification. Since its computation often requires exponential time, standard approximation strategies based on Monte Carlo integration have been considered. Such generic approximation methods, however, remain expensive in some cases. In this paper, we exploit the knowledge about the structure of the dataset valuation problem to devise more efficient Shapley value estimators. We propose a novel approximation of the Shapley value, referred to as *discrete uniform Shapley* (DU-Shapley) which is expressed as an expectation under a discrete uniform distribution with support of reasonable size. We justify the relevancy of the proposed framework via asymptotic and non-asymptotic theoretical guarantees and show that DU-Shapley tends towards the Shapley value when the number of data owners is large. The benefits of the proposed framework are finally illustrated on several dataset valuation benchmarks. DU-Shapley outperforms other Shapley value approximations, even when the number of data owners is small.

1 Introduction

One of the main challenges for training machine-learning (ML) models with enough generalisation capabilities is to access a sufficiently large set of labeled training data. These data often exist but are commonly spread across many parties impairing their usage in a direct and simple way. A seminal example lies in the advertising industry, where consented data about browsing and shopping habits of individual users are distributed and owned by several websites including advertisers' and publishers' ones, each of them holding a set of observations with either similar or complementary

features. By collaborating with each other and pooling their individual data, these websites could learn better ML models for their applications than by only leveraging their local data. However, such collaboration naturally raises questions regarding the additional (positive or negative) values each party would obtain by participating in this joint machine-learning effort. In order to compute or estimate compensating rewards allowing to incentivise parties to share data, a first stage that is commonly considered in the literature is to perform so-called *dataset valuation* (Sim et al., 2020; Tay et al., 2021; Agarwal et al., 2019).

Dataset valuation aims at quantifying the marginal contribution of a specific dataset to a given ML task with respect to (w.r.t.) datasets brought by other data owners. Motivated by natural properties expected for equitable data valuation, value notions from cooperative game theory (Chalkiadakis et al., 2011) have been leveraged to achieve this objective, including the core (Gillies, 1959), the Shapley value (Shapley, 1952) or the Banzhaf value (Banzhaf, 1965). Among the latter, the Shapley value has received a large attention and is arguably the most widely studied data valuation scheme, since it is the unique value notion that satisfies a set of four important axioms (Shapley, 1952). For instance, under the specific setting where all parties only possess one datum, several works leveraged the Shapley value or close variants to measure the average change in a trained ML model’s performance when a particular datum is removed *e.g.*, Data Shapley (Ghorbani and Zou, 2019; Jia et al., 2019b), DShapley (Ghorbani et al., 2020; Kwon et al., 2021), Beta Shapley (Kwon and Zou, 2022) or CS-Shapley (Schoch et al., 2022). To cope with the computational intractability of the Shapley value, the typical technique consists in using Monte Carlo integration, possibly enhanced with variance reduction techniques *e.g.*, antithetic sampling (Mitchell et al., 2022). However, such generic approximation strategies might still remain expensive in some cases. It is notably the case in ML applications involving complex models since each sample requires re-training them, hence drastically limiting the number of Monte Carlo samples that can be drawn.

Instead of relying on generic Monte Carlo approximation schemes of the Shapley value, we aim at finding more efficient estimators by leveraging the actual underlying structure of the dataset valuation problem. More precisely, we propose to explicitly exploit the dependence of the utility function, used to define the Shapley value, on the number of data points of a given dataset. This leads to a new Shapley value approximation, referred to as *discrete uniform Shapley* (DU-Shapley), which stands for an expectation under a discrete uniform distribution whose support size corresponds to the number of data owners. Compared to computing the exact Shapley value of a given dataset, DU-Shapley has an exponential reduction of the number of utility evaluations. Interestingly, DU-Shapley admits the appealing property of converging almost surely towards the exact Shapley value when the number of data owners increases; a setting where generic Monte Carlo strategies fail at providing good estimates under a limited budget. On the other hand, for a fixed number of data owners and under mild assumptions on the utility function, we show that the error between DU-Shapley and the Shapley value is bounded and depends explicitly on key quantities of the dataset valuation problem, namely (i) the average number of data points in parties’ datasets and associated variance, and (ii) constants associated to the growth of the utility function w.r.t. the dataset size.

Contributions. We summarise our main contributions as follows:

1. We propose DU-Shapley, an efficient proxy of the Shapley value to perform dataset valuation. This is the first dataset valuation approach leveraging the specific structure of the utility function.
2. We provide both asymptotic and non-asymptotic guarantees for DU-Shapley, showing notably that it converges almost surely towards the Shapley value in the specific regime where the number of parties is large.
3. We instantiate and justify all our statements and assumptions using a running example, standing for a linear regression problem commonly studied in the literature (Donahue and Kleinberg, 2021b). In particular, we obtain closed-form expressions regarding the dependence of the utility function w.r.t. the dataset size.
4. We assess the benefits of the proposed methodology using numerical experiments on both toy and real-world dataset valuation problems. In particular, we show that DU-Shapley outperforms generic Monte Carlo approximations of the Shapley value, and its variants.

Related Works. The Shapley value has been recently applied to several ML problems including variable selection (Cohen et al., 2005), feature importance (Lundberg et al., 2020; Lundberg and

Lee, 2017; Covert et al., 2020), model interpretation (Chen et al., 2019) or to provide data sharing incentives in collaborative ML problems (Sim et al., 2020; Tay et al., 2021). Regarding datum or dataset valuation, several approaches have been considered in the literature. The main lines of work include Shapley-based methods (Ghorbani and Zou, 2019; Jia et al., 2019b; Ghorbani et al., 2020; Kwon et al., 2021; Kwon and Zou, 2022; Schoch et al., 2022; Jia et al., 2019a), leave-one-out-based methods using influence functions (Koh and Liang, 2017; Yoon et al., 2020), the use of other solutions concepts from cooperative game theory by relaxing the efficiency axiom verified by the Shapley value (Yan and Procaccia; Wang and Jia, 2023), and volume-based methods (Xu et al., 2021).

Conventions and Notations. For $n \geq 1$, we define $[n] := \{1, \dots, n\}$. The d -multidimensional Gaussian probability distribution with mean $\mu \in \mathbb{R}^d$ and covariance matrix $\Sigma \in \mathbb{R}^{d \times d}$ is denoted by $\mathcal{N}(\mu, \Sigma)$. The Uniform distribution over a set \mathcal{A} is referred to as $\mathcal{U}(\mathcal{A})$.

2 Preliminaries

This section presents the dataset valuation problem we aim at solving, along with preliminaries including the definition of the Shapley value.

2.1 Problem Formulation

We consider a collaborative machine learning setting involving a set \mathcal{I} of $I = |\mathcal{I}| \in \mathbb{N}^*$ data owners (also referred to as players in the sequel) who are willing to cooperate in order to solve a common machine learning problem. These I players are assumed to possess individual datasets $\{D_i\}_{i \in \mathcal{I}}$ such that, for any $i \in \mathcal{I}$, $D_i = \{(x_i^{(j)}, y_i^{(j)})\}_{j \in [n_i]}$ where $x_i^{(j)}$ stands for a feature vector, $y_i^{(j)}$ is a label and $n_i = |D_i|$ refers to the number of data points in D_i . We are interested in quantifying the incremental contribution that a given player $i \in \mathcal{I}$ brings by sharing its dataset D_i with other players towards solving the ML task at stake. To meet this objective, we assume the availability of a trusted central entity that aims at collecting and aggregating data from these players to quantify the value of their individual datasets. To measure the individual value of a dataset, many valuation metrics, such as the Shapley value, compute the marginal contribution of a given player i to an existing coalition of players $\mathcal{S} \subseteq \mathcal{I}$, defined by $u(\mathcal{S} \cup \{i\}) - u(\mathcal{S})$, where $u : 2^{\mathcal{I}} \rightarrow \mathbb{R}$ stands for a utility function. For any coalition $\mathcal{S} \subseteq \mathcal{I}$ of players, $u(\mathcal{S})$ quantifies how well players in \mathcal{S} could solve the considered ML task. As an example, for a classification problem, $u(\mathcal{S})$ is typically chosen as the prediction accuracy, calculated on a hold-out testing dataset and associated to the best model the parties in \mathcal{S} could train by aggregating their training data. Without loss of generality, we assume in the sequel that $u(\emptyset) = 0$.

Running Example: Linear Regression. In order to ease understanding and illustrate our statements, we describe the following running example, that corresponds to a simple linear regression problem. This example was used for instance in Donahue and Kleinberg (2021b) to characterise players' incentives regarding data sharing under the federated learning paradigm. For any $i \in \mathcal{I}$, we consider the following generative linear model regarding the dataset D_i :

$$\begin{aligned} Y_i &= X_i \theta + \eta_i, \quad \eta_i \sim \mathcal{N}(0_{n_i}, \varepsilon_i^2 \mathbf{I}_{n_i}), \\ x_i^{(j)} &\sim p_X, \quad \text{for any } j \in [n_i], \text{ and } \varepsilon_i \sim p_\varepsilon, \end{aligned} \tag{1}$$

where $\theta \in \mathbb{R}^d$ is a ground-truth parameter, $X_i \in \mathbb{R}^{n_i \times d}$ is defined by $X_i = ([x_i^{(1)}]^\top, \dots, [x_i^{(n_i)}]^\top)^\top$ and $Y_i \in \mathbb{R}^{n_i}$ is defined by $Y_i = (y_i^{(1)}, \dots, y_i^{(n_i)})^\top$. For the sake of simplicity, both the one-dimensional p_ε distribution and the d -dimensional distribution p_X are common to the I players. Under the linear regression framework defined in (1), the utility function of a set $\mathcal{S} \subseteq \mathcal{I}$ of players is defined by the negative expected mean square error over a hold-out dataset, that is

$$u(\mathcal{S}) = -\mathbb{E} \left[\left(x^\top \hat{\theta}_{\mathcal{S}} - x^\top \theta \right)^2 \right], \tag{2}$$

where the expectation is taken over the distribution p_X^{test} of a hold-out testing datum $x \in \mathbb{R}^d$ and $\hat{\theta}_{\mathcal{S}}$, defined by $\hat{\theta}_{\mathcal{S}} = (X_{\mathcal{S}}^\top X_{\mathcal{S}})^{-1} X_{\mathcal{S}}^\top Y_{\mathcal{S}}$, stands for the maximum likelihood estimator. The notations $X_{\mathcal{S}}$ and $Y_{\mathcal{S}}$ refer to the concatenation of $\{X_i\}_{i \in \mathcal{S}}$ and $\{Y_i\}_{i \in \mathcal{S}}$, respectively. Similarly to (Donahue and Kleinberg, 2021b), we chose to define the utility as a negative prediction error since there is no equivalent notion of accuracy for regression tasks.

2.2 Shapley Value

Definition. The Shapley value (Shapley, 1952) is a classical solution concept in cooperative game theory to allocate the total gains generated by a coalition of players. Given a utility function u , the Shapley value of a player i is defined as the average marginal contribution of her dataset D_i to all possible subsets of $D_{-i} = \{D_j\}_{j \in \mathcal{I} \setminus \{i\}}$ built by aggregating datasets of other players. Formally, the Shapley value φ_i of player i writes

$$\varphi_i(u) = \frac{1}{|\Pi(\mathcal{I})|} \sum_{\pi \in \Pi(\mathcal{I})} [u(\mathcal{P}_i^\pi \cup \{i\}) - u(\mathcal{P}_i^\pi)], \quad (3)$$

where $\Pi(\mathcal{I})$ refers to the set of permutations over \mathcal{I} and by \mathcal{P}_i^π to the set of predecessors of player $i \in \mathcal{I}$ in permutation $\pi \in \Pi(\mathcal{I})$. The Shapley value of player i can be equivalently expressed as

$$\varphi_i(u) = \frac{1}{I} \sum_{S \subseteq \mathcal{I} \setminus \{i\}} \frac{1}{\binom{I-1}{|S|}} [u(S \cup \{i\}) - u(S)]. \quad (4)$$

The Shapley value has been commonly used for data valuation and more generally in cooperative game theory as it uniquely satisfies the following set of desirable properties.

1. *Efficiency.* $\sum_{i=1}^I \varphi_i(u) = u(\mathcal{I})$. The sum of Shapley values for each data owner is the value of the grand coalition \mathcal{I} .
2. *Symmetry.* If, for any $S \subseteq \mathcal{I} \setminus \{i_1, i_2\}$, $u(S \cup \{i_1\}) = u(S \cup \{i_2\})$, then $\varphi_{i_1}(u) = \varphi_{i_2}(u)$. If two players have the same marginal effect on each coalition, their Shapley values coincide.
3. *Dummy.* If, for any $S \subseteq \mathcal{I} \setminus \{i\}$, $u(S \cup \{i\}) = u(S)$, then $\varphi_i(u) = 0$. The player whose marginal impact is always zero has a Shapley value of zero.
4. *Linearity.* $\varphi_i(u_1 + u_2) = \varphi_i(u_1) + \varphi_i(u_2)$. The Shapley values of sums of games are the sum of the Shapley values of the respective games.

Monte Carlo Approximation. Evaluation of the Shapley value is known to be computationally expensive in general (Deng and Papadimitriou, 1994). As such, many works (Mann and Shapley, 1960; Castro et al., 2009; Mitchell et al., 2022) proposed to approximate it via Monte Carlo by sampling with replacement T terms from the sum of either (3) or (4). Regarding (3), this boils down to considering the estimator

$$\hat{\varphi}_i(u) = \frac{1}{T} \sum_{t=1}^T [u(\mathcal{P}_i^{\pi_t} \cup \{i\}) - u(\mathcal{P}_i^{\pi_t})], \quad (5)$$

where $\pi_t \sim \text{U}(\Pi(\mathcal{I}))$. By using Hoeffding’s bound (Hoeffding, 1963), one can show that a lower bound on the number of permutations T such that $\mathbb{P}(\|\varphi_i(u) - \hat{\varphi}_i(u)\|_2 \leq \varepsilon) \geq 1 - \delta$ is given by $T_{\text{perm}}(\varepsilon, \delta) = (2r_u^2 I / \varepsilon^2) \log(2I/\delta)$, where $\varepsilon, \delta \in (0, 1)$ and $r_u = \max_{S_1, S_2 \subseteq \mathcal{I}} \{ |u(S_1) - u(S_2)| \}$ is the range of the utility function u . Note that $T_{\text{perm}}(\varepsilon, \delta) = O(I \log(I))$, which is much lower than the 2^I terms involved in the sum of the Shapley value in (4) in the regime where the number of players I is large. Such Monte Carlo approximation has for instance been used in the seminal paper introducing Data Shapley for datum valuation in ML (Ghorbani and Zou, 2019).

3 Proposed Approach

In this section, we revisit the generic definition of the Shapley value in (3)-(4) by exploiting the dependence of the utility function on the number of data points brought by a set of players. This leads to the introduction of a novel proxy of the Shapley value referred to as DU-Shapley. All proofs are postponed to the supplementary material.

3.1 A Novel Perspective of the Shapley Value for Dataset Valuation

In Section 2, we have considered a generic but commonly used definition for the Shapley value using a utility function u defined over a set of players. However, recall that players are cooperating by sharing their datasets $\{D_i\}_{i \in \mathcal{I}}$. The latter are contributing to the performances of the considered

ML model via their cardinality $\{n_i\}_{i \in \mathcal{I}}$ and quality (e.g., defined by the discrepancy between the distribution of D_i and that of the hold-out testing dataset). For the sake of clarity of exposure, we shall consider in the remaining that the qualities of the I datasets are identical so that the only lever of performance to the ML model is the number of data points brought by each player. This statement is illustrated below, thanks to the running example described in Section S1.1.

Running Example. Under mild assumptions on p_X and p_X^{test} , the following result shows that a set of players \mathcal{S} only contributes to the utility $u(\mathcal{S})$ via its aggregated number of data points $n_{\mathcal{S}} = \sum_{i \in \mathcal{S}} n_i$.

Proposition 1. Define $C = \mathbb{E}_{x \sim p_X^{\text{test}}} [xx^\top]$ and assume that $p_X = \mathcal{N}(0_d, \Sigma)$ where $\Sigma \in \mathbb{R}^{d \times d}$ is a positive definite matrix. Then, whenever $n_{\mathcal{S}} > d + 1$,

$$u(\mathcal{S}) = \frac{\sigma_\varepsilon^2}{d + 1 - n_{\mathcal{S}}} \text{Tr} [C \cdot \Sigma^{-1}] ,$$

where u is defined in (2) and $\sigma_\varepsilon^2 = \mathbb{E}_{\varepsilon \sim p_\varepsilon} [\varepsilon^2]$. For the specific choice $p_X^{\text{test}} = p_X$ then, whenever $n_{\mathcal{S}} > d + 1$, we have,

$$u(\mathcal{S}) = \frac{d\sigma_\varepsilon^2}{d + 1 - n_{\mathcal{S}}} .$$

Such a result motivates a refined version of the utility function u taking into account the explicit dependence on the aggregated number of data points associated to a set of players. As such, we introduce a function $w : \mathbb{R}_+ \rightarrow \mathbb{R}$ such that for any $\mathcal{S} \subseteq \mathcal{I}$, $u(\mathcal{S}) = w(n_{\mathcal{S}})$. Under this reparametrisation, the Shapley value defined in (4) can be equivalently written as

$$\begin{aligned} \varphi_i(u) &= \frac{1}{I} \sum_{k=0}^{I-1} \sum_{\mathcal{S} \subseteq \mathcal{I} \setminus \{i\}; |\mathcal{S}|=k} \frac{1}{\binom{I-1}{|\mathcal{S}|}} [w(n_{\mathcal{S}} + n_i) - w(n_{\mathcal{S}})] \\ &= \mathbb{E}_{K \sim U(\{0, \dots, I-1\})} \left[\mathbb{E}_{\mathcal{S} \sim U(\{2_K^{\mathcal{I} \setminus \{i\}}\})} [w(n_{\mathcal{S}} + n_i) - w(n_{\mathcal{S}})] \right] , \end{aligned} \quad (6)$$

where the first equality is obtained by re-arranging all the possible sets of players by their cardinality $k \in \{0, \dots, I-1\}$, and the second one by introducing the notation $2_K^{\mathcal{I} \setminus \{i\}}$ to refer to all subsets of $\mathcal{I} \setminus \{i\}$ of cardinality K , with $K \sim U(\{0, \dots, I-1\})$.

3.2 Discrete Uniform Shapley Value

Equation (6) explicitly reveals a key random variable, namely $n_{\mathcal{S}}$, obtained by first drawing uniformly a set cardinality k , then drawing a subset \mathcal{S} of k players uniformly from $\mathcal{I} \setminus \{i\}$, and finally setting $n_{\mathcal{S}} = \sum_{j \in \mathcal{S}} n_j$. Interestingly, we show in the next result that this random variable tends towards a uniform distribution as the number of players grows.

Theorem 2. Let $n = \{n_i\}_{i \in [I]}$ be a sequence of positive integer numbers such that the following limits exist,

$$\lim_{I \rightarrow \infty} \frac{1}{I} \sum_{j=1}^I n_j = \mu \text{ and } \lim_{I \rightarrow \infty} \frac{1}{I} \sum_{j=1}^I (n_j - \mu)^2 = \sigma^2 ,$$

where $\mu, \sigma > 0$. For any $i \in \mathcal{I}$, let $K \sim U(\{0, \dots, I-1\})$ and $\mathcal{S}_K^{(i)} \sim U(\{2_K^{\mathcal{I} \setminus \{i\}}\})$; and define $n_{\mathcal{S}_K^{(i)}} = \sum_{j \in \mathcal{S}_K^{(i)}} n_j$ to be the random variable corresponding to the total number of data points brought by the random set $\mathcal{S}_K^{(i)}$ of K players. Then, for any $i \in \mathcal{I}$, it holds,

$$\frac{n_{\mathcal{S}_K^{(i)}}}{\sum_{j \in \mathcal{I} \setminus \{i\}} n_j} \xrightarrow{I \rightarrow \infty} U([0, 1]) , \quad \text{almost surely} .$$

Such a result, illustrated in Figure 1, motivates to approximately consider that $n_{\mathcal{S}}$ in (6) stands for a uniform random variable supported on $\{0, \dots, \sum_{j \in \mathcal{I} \setminus \{i\}} n_j\}$. Albeit smaller than the size of all subsets of \mathcal{I} , the size of this new support may intractably increase when the aggregated number of data of all players is important. Building upon the fact $n_{\mathcal{S}}$ has a uniform distribution over this support, this naturally leads us to approximate the Shapley value in (6) by (i) calculating the quantities $w(n_{\mathcal{S}} + n_i) - w(n_{\mathcal{S}})$ taking $n_{\mathcal{S}}$ on a regularly-spaced grid between 0 and $\sum_{j \in \mathcal{I} \setminus \{i\}} n_j$ and, then,

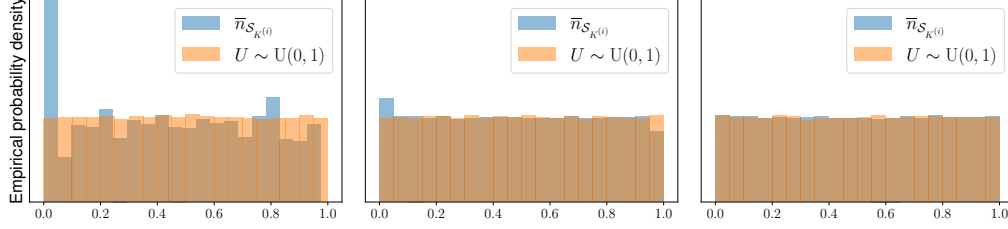


Figure 1: Illustration of Theorem 2 – (left) $I = 10$, (middle) $I = 50$, (right) $I = 500$. We choose the player of index $i = 500$ to be the i -th one, considered 10^5 samples for each random variable and a number of data points per player drawn from $U([100])$. The random variable $\bar{n}_{S_K^{(i)}}$ stands for $n_{S_K^{(i)}}$ normalised by the total number of data points as in Theorem 2.

(ii) average them. A natural candidate for the number of discretisation bins is the total number of players when excluding the i -th one, *i.e.* $I - 1$. Indeed, whenever all agents have the same number of data points, *i.e.*, $n_j = n$, for any $j \in \mathcal{I}$, the random variable n_S is uniformly distributed on $\{0, n, 2n, \dots, (I - 1)n\}$. This leads to the proposal of a novel approximation for the Shapley value defined hereafter.

Definition 3. For any $i \in \mathcal{I}$, the discrete uniform Shapley value (*DU-Shapley*) of the i -th player, denoted by ψ_i , is defined by

$$\psi_i(u) = \frac{1}{I} \sum_{k=0}^{I-1} [w(k\mu_{-i} + n_i) - w(k\mu_{-i})], \quad (7)$$

where $\mu_{-i} = \frac{1}{I-1} \sum_{j \in \mathcal{I} \setminus \{i\}} n_j$.

Compared to the Shapley value defined in (4), which involves 2^I terms to compute, note that *DU-Shapley* only involves I terms and hence an exponential reduction of the number of utility evaluations. Of course, these computational savings come at the cost of some bias. The latter is quantified precisely in the next section.

3.3 Non-Asymptotic Theoretical Guarantees

In order to provide statistical guarantees on the described procedure, we need to make some structural assumptions. Precisely, we are going to consider utility functions satisfying the following:

H1. Let $w : \mathbb{R}_+ \rightarrow \mathbb{R}$ such that,

- (i) the function w is increasing;
- (ii) the function w is twice continuously differentiable and its second derivative $w^{(2)}$ satisfies $\lim_{n \rightarrow \infty} n^2 |w^{(2)}(n)| < \infty$.

The first assumption is not restrictive, as we expect that the more data, the more precise the ML prediction will be. The second one aims at controlling the growth behavior of the utility function w ; it is also not that restrictive, as it is for instance automatically satisfied if w is bounded (and $w^{(2)}$ monotone), thanks to the mean value theorem. Under, these assumptions, we have the following non-asymptotic result:

Theorem 4. Assume **H1**. Then, there exists a constant $\rho > 0$ such that, for any $i \in \mathcal{I}$, the approximation error of *DU-Shapley* for player $i \in \mathcal{I}$ is upper bounded by

$$|\varphi_i - \psi_i| \leq \frac{\rho |w(n_{\mathcal{I} \setminus \{i\}})|}{(I-1)\mu_{-i}^2} (9\sigma_{-i}^2(1 + \ln(I-1)) + 2R_{-i}^2 n_{-i}^{\max}), \quad (8)$$

where, φ_i and ψ_i are defined in (4) and (7), respectively; and where $\mu_{-i} = \frac{1}{I-1} n_{\mathcal{I} \setminus \{i\}}$, $\sigma_{-i}^2 = \frac{1}{I-1} \sum_{j \in \mathcal{I} \setminus \{i\}} (n_j - \mu_{-i})^2$, $R_{-i} := \max_{j \in \mathcal{I} \setminus \{i\}} |n_j - \mu_{-i}|$, and $n_{-i}^{\max} := \max_{j \in \mathcal{I} \setminus \{i\}} n_j$.

It is worth mentioning that the upper bound in (8) depends on natural quantities related to the dataset valuation problem described in Section **S1.1**. Indeed, it depends on the first two moments μ_{-i} and

σ_{-i} of the datasets’ size distribution. More precisely, the error increases when there are some outlier players with a very small or large dataset size. This behavior is expected since, in this particular setting, the random variable $n_{\mathcal{S}}$ defined in Section 3.2 differs from a uniform random variable. In addition, we can interestingly observe that the error vanishes in two specific regimes, namely (i) when the number of players I tends towards infinity as showcased in Theorem 2, and (ii) when all players have the same number of data points.

Running Example. We emphasise that Assumption **H1** is verified by our running example. Recall from (2) that $w(n) = d\sigma_{\varepsilon}/(d + 1 - n)$. Then, w is indeed increasing, twice differentiable with second derivative given by $w^{(2)}(n) = 2d\sigma_{\varepsilon}/(d + 1 - n)^3$ which satisfies **H1-(ii)**.

It is worth mentioning that computing the DU-Shapley of a player $i \in \mathcal{I}$ requires I function evaluations. As pointed out in Section 2, the Monte Carlo approximation incurs an approximation error of $\varepsilon(T)$ (with probability $1 - \delta$), with T being the number of sampled permutations, equal to $\varepsilon(T) = \frac{2}{T}r_w^2 I \log\left(\frac{2I}{\delta}\right)$. In particular, fixing the sampling budget to I , *i.e.*, equal to the number of terms needed to compute DU-Shapley, the Monte Carlo approximation error becomes

$$\varepsilon(I) = 2w(n_{\mathcal{I}})^2 \log\left(\frac{2I}{\delta}\right), \quad (9)$$

where we have supposed that $0 = w(n_{\emptyset}) \leq w(n_{\mathcal{S}}) \leq w(n_{\mathcal{I}})$ for any $\mathcal{S} \subseteq \mathcal{I}$, so that $r_w = w(n_{\mathcal{I}})$. Notice that $\varepsilon(I)$ is increasing with I , while the bias of DU-Shapley in Theorem 4 decreases as the number of players grows. Figure 2 compares (9) with DU-Shapley’s bias (8) as the number of players increases. By considering the same computational budget for both approaches, we can observe that Monte Carlo approximation of the Shapley value is associated with a larger approximation error than DU-Shapley, when the number of players becomes sufficiently large. This result confirms that DU-Shapley is indeed relevant for dataset valuation in this regime.

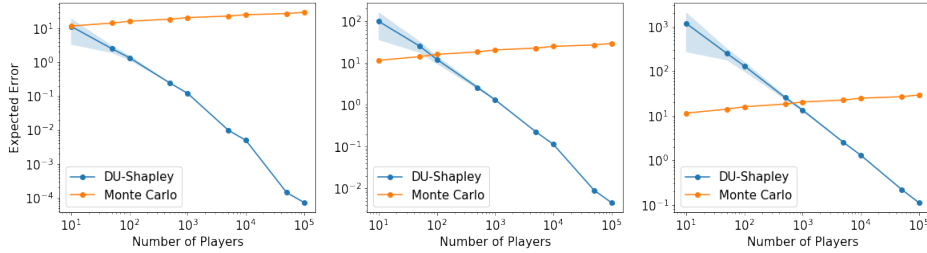


Figure 2: Monte Carlo’s expected error for limited sampling budget ($T = I$) versus DU-Shapley’s expected bias for a value function $w(n) = 1 - \frac{10^{k(\mathcal{I})}}{10^{k(\mathcal{I})} + n}$ where $k(\mathcal{I}) = \lfloor \log(n_{\mathcal{I}}) \rfloor - 1$. For each value of I , we drew 100 times the data points of each player from $U([n_{\max}])$, with (left) $n_{\max} = 10^2$, (center) $n_{\max} = 10^3$, and (right) $n_{\max} = 10^4$.

4 Numerical Experiments

In this section, we illustrate the benefits of our methodology on several dataset valuation benchmarks associated to both synthetic and real data. More precisely, we aim at assessing numerically how well the proposed methodology DU-Shapley approximates the Shapley value by considering two experiments. The first one is associated to synthetic toy datasets. On the other hand, the second experiment considers classical real-world datasets associated to both classification and regression problems, which have been considered in Mitchell et al. (2022).

For tractability reasons, it is unfortunately not possible to compute the exact Shapley values when I is large, so we can only measure approximation errors for small values of I , say smaller than 20. This case is actually the least favorable for DU-Shapley, whose approximation improves with the number of players. The purpose of this section is to illustrate that, even in those “worst-case” instances for DU-Shapley, the latter performs as good (or even better) than state-of-the-art techniques that would not profit for a larger number of players (as expected in motivating applications).

4.1 Synthetic Data

We consider a toy dataset valuation problem associated to the linear regression problem of our running example. The corresponding utility function is defined in (2), and we set $d = 10$ and $\sigma_\varepsilon = 1$. In order to benchmark the performances of DU-Shapley, we are considering four competitive approaches, relying on Monte Carlo (MC) approximation strategies (Mitchell et al., 2022). The first one, referred to as MC-Shapley is the standard MC approximation defined in (5). The second one, coined MC-anti-Shapley is a variance-reduced version of MC-Shapley that considers antithetic sampling. The third one coined Owen-Shapley stands for the multilinear extension of Owen (1972) which represents the Shapley value as two nested expectations. Finally, the fourth approach, coined Orthogonal-Shapley, relies on efficient permutation sampling techniques on the hypersphere to draw permutations in (3) in a dependent way (Mitchell et al., 2022). All these approaches are detailed in the supplementary material. To assess the performance of the aforementioned Shapley value estimators, we used the mean square error (MSE) averaged over all players. For DU-Shapley, we used (7) and for each MC-based estimator, we performed 25 estimations to compute the MSE, and did it 10 times to obtain confidence intervals for the MSE.

Figure 3 depicts associated results for various dataset size distributions and numbers of players $I \in \{5, 10, 20\}$; we could not go beyond $I = 20$ because the computation of the exact Shapley value needed for the MSE became intractable. The top row corresponds to a setting where the dataset size is sampled from a uniform distribution $U(\{10, \dots, 10^3\})$. We can see that, even for the small numbers of players considered, DU-Shapley provides competitive Shapley value approximations compared to MC-based approaches for an equivalent budget, *i.e.* for a number of value function evaluations equal to I (illustrated by the vertical black line). On the other hand, the bottom row corresponds to a setting where the dataset size of player $i \in [I]$ is 2^i , leading to a scenario where the maximum discrepancy between datasets' sizes becomes large. As highlighted by Theorem 4, this scenario is not favorable to DU-Shapley. To address this issue, we propose an enhanced version of the proposed methodology, referred to as DU-Shapley++ and defined by

$$\psi_i^{++}(w) = \frac{1}{I} (w(n_i) + w(n_{\mathcal{I}}) - w(n_{\mathcal{I} \setminus \{i\}})) + \frac{1}{I} \sum_{k=1}^{I-2} [w(k\mu_{-i} + n_i) - w(k\mu_{-i})],$$

which corresponds to treating the extreme cases separately and approximating the rest of the terms with an expectation associated to a discrete uniform random variable; this technique can be seen as finding a different bias/variance tradeoff in the estimation of the Shapley value. An illustration of why considering extreme cases might benefit our approximation is given in Figure 1 (see left figure). Again, we can denote that DU-Shapley++ competes with MC-based approaches at iso-budget, even in the unfavorable approximation regime where the number of players is small.

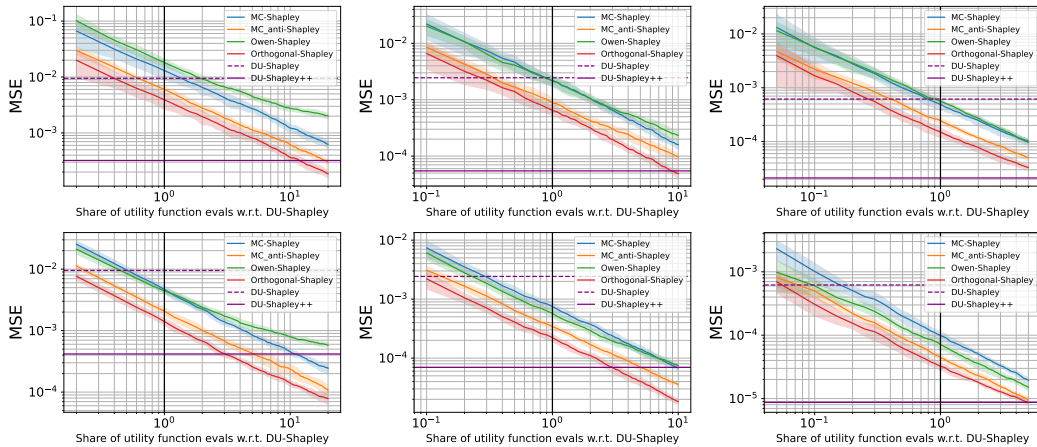


Figure 3: Worst-case comparison between the proposed methodology (constant number of utility function evaluations equal to I , illustrated by the vertical black line), and MC-based approximations on synthetic datasets. From left to right, $I = 5$, $I = 10$ and $I = 20$. (top) Dataset size drawn from the Uniform distribution $U(\{10, \dots, 10^3\})$; (bottom) dataset size of player i set to 2^i .

Table 2: Worst-case comparison between the proposed approach and competitors, for real-world datasets considered in Table 1. For each Shapley value approximation, we report the averaged MSE across all players I w.r.t. the exact Shapley value calculated

Dataset	I	DU-Shapley	DU-Shapley++	MC-Shapley	MC-anti-Shapley
adult	10	2.10^{-2}	4.10^{-3}	9.10^{-3}	7.10^{-3}
adult	20	6.10^{-3}	7.10^{-4}	4.10^{-3}	2.10^{-3}
breast-cancer	10	3.10^{-2}	5.10^{-3}	3.10^{-2}	1.10^{-2}
breast-cancer	20	3.10^{-3}	7.10^{-4}	1.10^{-3}	8.10^{-4}
bank	10	1.10^{-1}	5.10^{-2}	9.10^{-2}	8.10^{-2}
bank	20	5.10^{-2}	3.10^{-2}	6.10^{-2}	4.10^{-2}
cal-housing	10	7.10^{-2}	3.10^{-2}	5.10^{-2}	3.10^{-2}
cal-housing	20	2.10^{-2}	8.10^{-3}	2.10^{-2}	1.10^{-2}
make-regression	10	5.10^{-1}	1.10^{-1}	4.10^{-1}	4.10^{-1}
make-regression	20	3.10^{-1}	8.10^{-2}	3.10^{-1}	2.10^{-1}
year	10	6.10^{-3}	1.10^{-3}	5.10^{-3}	5.10^{-3}
year	20	2.10^{-3}	9.10^{-4}	1.10^{-3}	1.10^{-3}

4.2 Real-World Data

In this second experiment, we consider real-world datasets, also considered in [Mitchell et al. \(2022\)](#), and whose details are provided in Table 1. To tackle these problems, we are considering logistic regression models and gradient-boosted decision trees (GBDT). For classification tasks, the utility function has been taken as the expected accuracy of the trained logistic regression model over a hold-out testing set corresponding to 10% of the size of the training dataset. For regression tasks, the utility function corresponds to the averaged MSE over a hold-out testing set corresponding to 10% of the training dataset. For each dataset, we considered two worst-case scenarios for benchmarking the proposed methodology, namely $I = 10$ players and $I = 20$ players.

Starting from the initial dataset in Table 1, we affect a subset of random size to each player. As in Section 4.1, we consider several competitors leveraging MC approximation strategies. Since standard data valuation approaches in the ML literature, such as Data Shapley ([Ghorbani and Zou, 2019](#)), only consider simple MC sampling based on permutation sampling, we compare ourselves with MC-Shapley and MC-anti-Shapley, which correspond to standard baselines. To assess the benefits of the proposed methodology, namely DU-Shapley and DU-Shapley++, we compute as in Section 4.1 the averaged MSE across all players between the true Shapley value and each estimator. In contrast to Section 4.1 where we considered an utility function in closed form and not requiring to re-train a ML model, evaluating the two utility functions considered in this experiment requires re-training each ML model. Regarding the computation of the Shapley value in (3), it is clearly not feasible to train a ML model for a large number of epochs. As such, we chose to restrict ourselves to 20 steps of stochastic gradient descent for logistic regression and 20 boosting iterations for GBDTs. For MC-based approaches, we only considered I MC samples to compare those approximations with the proposed methodology on a fair basis, *i.e.* associated to the same computational budget.

Table 2 depicts the results. Again, we clearly see that even in the worst-case scenario where the number of players is small, DU-Shapley++ already competes favorably with MC-based approximations.

5 Conclusion

We proposed a general dataset valuation methodology based on the Shapley value, by exploiting the underlying structure of the utility function. The proposed framework, referred to as DU-Shapley and DU-Shapley++, allows for efficient dataset valuation, especially in the usual setting where many

Table 1: Datasets considered in Section 4.2.

Dataset	Size	d	Task
adult (Kohavi, 1996)	48,842	107	classif.
breast-cancer (Mangasarian et al., 1995)	699	30	classif.
bank (Moro et al., 2014)	45,211	16	classif.
cal-housing (Kelley Pace and Barry, 1997)	20,640	8	regression
make-regression (Pedregosa et al., 2011)	1,000	10	regression
year (Pedregosa et al., 2011)	515,345	90	regression

data owners are willing to collaborate by sharing their data. In addition, we have shown that DU-Shapley has favorable convergence properties via both asymptotic and non-asymptotic results; justifying and illustrating those claims on a standard running example. Interestingly, our numerical experiments showcases that the proposed methodology also competes with other state-of-the-art Shapley value approximations when the number of data owners is small; a regime where the bias of our approximation does not vanish. Finally, some limitations associated to the proposed methodology pave the way for more advanced dataset valuation techniques. As an example, we could extend DU-Shapley to heterogeneous data scenarii where both the quantity, quality and types of data points brought by players play a role in the utility function. This envisioned setting would imply, in particular, to consider multi-dimensional utility functions taking into account the size of the dataset and key parameters associated to their local distributions. As a seminal example, this generalisation of our methodology would allow to provide data sharing incentives under the federated learning paradigm, where local data distributions of players could widely differ.

References

- Anish Agarwal, Munther Dahleh, and Tuhin Sarkar. A Marketplace for Data: An Algorithmic Solution. In *Proceedings of the ACM Conference on Economics and Computation*, page 701–726, 2019.
- J.F. Banzhaf. Weighted voting doesn’t work: A mathematical analysis. *Rutgers Law Review*, 19(2): 317–343, 1965.
- Javier Castro, Daniel Gómez, and Juan Tejada. Polynomial calculation of the Shapley value based on sampling. *Computers & Operations Research*, 36(5):1726–1730, 2009.
- Georgios Chalkiadakis, Edith Elkind, and Michael J. Wooldridge. *Computational Aspects of Cooperative Game Theory*. Morgan & Claypool Publishers, 2011.
- Jianbo Chen, Le Song, Martin J. Wainwright, and Michael I. Jordan. L-Shapley and C-Shapley: Efficient Model Interpretation for Structured Data. In *International Conference on Learning Representations*, 2019.
- Shay Cohen, Eytan Ruppín, and Gideon Dror. Feature Selection Based on the Shapley Value. In *International Joint Conference on Artificial Intelligence*, page 665–670, 2005.
- Ian C. Covert, Scott Lundberg, and Su-In Lee. Understanding Global Feature Contributions with Additive Importance Measures. In *Advances in Neural Information Processing Systems*, 2020.
- Xiaotie Deng and Christos H. Papadimitriou. On the Complexity of Cooperative Solution Concepts. *Mathematics of Operations Research*, 19(2):257–266, 1994.
- Kate Donahue and Jon Kleinberg. Model-sharing games: Analyzing federated learning under voluntary participation. *Proceedings of the AAAI Conference on Artificial Intelligence*, 35(6):5303–5311, May 2021a. URL <https://ojs.aaai.org/index.php/AAAI/article/view/16669>.
- Kate Donahue and Jon Kleinberg. Optimality and Stability in Federated Learning: A Game-theoretic Approach. In *Advances in Neural Information Processing Systems*, volume 34, 2021b.
- Amirata Ghorbani and James Zou. Data Shapley: Equitable Valuation of Data for Machine Learning. In *International Conference on Machine Learning*, 2019.
- Amirata Ghorbani, Michael Kim, and James Zou. A Distributional Framework For Data Valuation. In *International Conference on Machine Learning*, 2020.
- Donald B Gillies. Solutions to general non-zero-sum games. *Contributions to the Theory of Games*, 4(40):47–85, 1959.
- Wassily Hoeffding. Probability Inequalities for Sums of Bounded Random Variables. *Journal of the American Statistical Association*, 58(301):13–30, 1963.
- Ruoxi Jia, David Dao, Boxin Wang, Frances Ann Hubis, Nezihe Merve Gurel, Bo Li, Ce Zhang, Costas Spanos, and Dawn Song. Efficient Task-Specific Data Valuation for Nearest Neighbor Algorithms. *Proc. VLDB Endow.*, 12(11):1610–1623, 2019a.
- Ruoxi Jia, David Dao, Boxin Wang, Frances Ann Hubis, Nick Hynes, Nezihe Merve Gürel, Bo Li, Ce Zhang, Dawn Song, and Costas J. Spanos. Towards Efficient Data Valuation Based on the Shapley Value. In *International Conference on Artificial Intelligence and Statistics*, 2019b.
- R. Kelley Pace and Ronald Barry. Sparse spatial autoregressions. *Statistics & Probability Letters*, 33(3):291–297, 1997.
- Pang Wei Koh and Percy Liang. Understanding black-box predictions via influence functions. In *International Conference on Machine Learning*, volume 70, 2017.
- Ron Kohavi. Scaling up the Accuracy of Naive-Bayes Classifiers: A Decision-Tree Hybrid. In *International Conference on Knowledge Discovery and Data Mining*, 1996.

- Yongchan Kwon and James Zou. Beta Shapley: a Unified and Noise-reduced Data Valuation Framework for Machine Learning . In *International Conference on Artificial Intelligence and Statistics*, pages 8780–8802, 2022.
- Yongchan Kwon, Manuel A. Rivas, and James Zou. Efficient Computation and Analysis of Distributional Shapley Values . In *International Conference on Artificial Intelligence and Statistics*, pages 793–801, 2021.
- Scott M. Lundberg and Su-In Lee. A Unified Approach to Interpreting Model Predictions. In *Advances in Neural Information Processing Systems*, page 4768–4777, 2017.
- Scott M. Lundberg, Gabriel Erion, Hugh Chen, Alex DeGrave, Jordan M. Prutkin, Bala Nair, Ronit Katz, Jonathan Himmelfarb, Nisha Bansal, and Su-In Lee. From local explanations to global understanding with explainable AI for trees. *Nature Machine Intelligence*, 2(1):56–67, 2020.
- Olvi L. Mangasarian, W. Nick Street, and William H. Wolberg. Breast Cancer Diagnosis and Prognosis Via Linear Programming. *Operations Research*, 43(4):570–577, 1995.
- Irwin Mann and Lloyd S. Shapley. *Values of Large Games, IV: Evaluating the Electoral College by Montecarlo Techniques*. RAND Corporation, Santa Monica, CA, 1960.
- Rory Mitchell, Joshua Cooper, Eibe Frank, and Geoffrey Holmes. Sampling Permutations for Shapley Value Estimation. *Journal of Machine Learning Research*, 23(43):1–46, 2022.
- Sérgio Moro, Paulo Cortez, and Paulo Rita. A data-driven approach to predict the success of bank telemarketing. *Decision Support Systems*, 62:22–31, 2014.
- Guillermo Owen. Multilinear Extensions of Games. *Management Science*, 18(5):64–79, 1972.
- Fabian Pedregosa, Gaël Varoquaux, Alexandre Gramfort, Vincent Michel, Bertrand Thirion, Olivier Grisel, Mathieu Blondel, Peter Prettenhofer, Ron Weiss, Vincent Dubourg, Jake Vanderplas, Alexandre Passos, David Cournapeau, Matthieu Brucher, Matthieu Perrot, and Édouard Duchesnay. Scikit-learn: Machine Learning in Python. *Journal of Machine Learning Research*, 12(85): 2825–2830, 2011.
- Stephanie Schoch, Haifeng Xu, and Yangfeng Ji. CS-shapley: Class-wise shapley values for data valuation in classification. In *Advances in Neural Information Processing Systems*, 2022.
- Robert J Serfling. Probability inequalities for the sum in sampling without replacement. *The Annals of Statistics*, pages 39–48, 1974.
- Lloyd S. Shapley. *A Value for N-Person Games*. RAND Corporation, Santa Monica, CA, 1952.
- Rachael Hwee Ling Sim, Yehong Zhang, Mun Choon Chan, and Bryan Kian Hsiang Low. Collaborative machine learning with incentive-aware model rewards. In *Proceedings of the 37th International Conference on Machine Learning, ICML’20*. JMLR.org, 2020.
- Sebastian Shenghong Tay, Xinyi Xu, Chuan-Sheng Foo, and Bryan Kian Hsiang Low. Incentivizing collaboration in machine learning via synthetic data rewards. In *AAAI Conference on Artificial Intelligence*, 2021.
- Jiachen T. Wang and Ruoxi Jia. Data Banzhaf: A Robust Data Valuation Framework for Machine Learning. In *International Conference on Artificial Intelligence and Statistics*, pages 6388–6421, 2023.
- Xinyi Xu, Zhaoxuan Wu, Chuan Sheng Foo, and Bryan Kian Hsiang Low. Validation Free and Replication Robust Volume-based Data Valuation. In *Advances in Neural Information Processing Systems*, volume 34, pages 10837–10848. Curran Associates, Inc., 2021.
- Tom Yan and Ariel D. Procaccia. If You Like Shapley Then You’ll Love the Core. *AAAI Conference on Artificial Intelligence*, (6):5751–5759.
- Jinsung Yoon, Sercan Arik, and Tomas Pfister. Data Valuation using Reinforcement Learning. In *International Conference on Machine Learning*, pages 10842–10851, 2020.

SUPPLEMENTARY MATERIAL

—

DU-Shapley: A Shapley Value Proxy for Efficient Dataset Valuation

Notations and conventions. We denote by $\mathcal{B}(\mathbb{R}^d)$ the Borel σ -field of \mathbb{R}^d , $\mathbb{M}(\mathbb{R}^d)$ the set of all Borel measurable functions f on \mathbb{R}^d and $\|\cdot\|$ the Euclidean norm on \mathbb{R}^d . For the sake of simplicity, with little abuse, we shall use the same notations for a probability distribution and its associated probability density function. For $n \geq 1$, we refer to the set of integers between 1 and n with the notation $[n]$. The d -multidimensional Gaussian probability distribution with mean $\mu \in \mathbb{R}^d$ and covariance matrix $\Sigma \in \mathbb{R}^{d \times d}$ is denoted by $N(\mu, \Sigma)$. Equations of the form (1) (resp. (S1)) refer to equations in the main paper (resp. in the supplement).

S1 Additional details regarding the running example

In this section, we provide additional details regarding the running example which has been considered in the main paper, see Section 2. Note that we are considering a more general setting than in the main paper, which obviously encompasses the specific instance associated to the running example.

S1.1 Problem formulation

Context. For the sake of completeness, we first briefly recall the problem we are considering. We are investigating a framework involving $I \in \mathbb{N}^*$ players respectively owning a local dataset $D_i = \{x_i^{(j)}, y_i^{(j)}\}_{j=1}^{n_i}$ of size $n_i = |D_i|$ where for any $j \in [n_i]$, $x_i^{(j)} \in X \subseteq \mathbb{R}^d$ and $y_i^{(j)} \in Y \subseteq \mathbb{R}$.

For any $i \in [I]$, we consider the following generative linear model regarding the dataset D_i owner by the i -th player:

$$\begin{aligned} Y_i &= X_i \theta + \eta_i, \quad \eta_i \sim N(0_{n_i}, \varepsilon_i^2 \mathbf{I}_{n_i}), \\ x_i^{(j)} &\sim p_X, \quad \forall j \in [n_i], \\ \varepsilon_i &\sim p_\varepsilon, \end{aligned} \tag{S1}$$

where $X_i \in \mathbb{R}^{n_i \times d}$ is defined by $X_i = ([x_i^{(1)}]^\top, \dots, [x_i^{(n_i)}]^\top)^\top$ and $Y_i \in \mathbb{R}^{n_i}$ is defined by $Y_i = (y_i^{(1)}, \dots, y_i^{(n_i)})^\top$. For the sake of simplicity, note that we do not consider further sources of heterogeneity across players such as feature spaces with heterogeneous semantic and dimension (*e.g.* one player having image features and another one text features).

Loss function. Based on the data brought by each player, we are interested in learning a linear prediction function $g_\theta : x \mapsto x^\top \theta$, where $\theta \in \Theta \subseteq \mathbb{R}^d$ stands for a weight vector. This boils down to finding an estimator $\hat{\theta}$ of θ based on $\{D_i\}_{i \in [I]}$. Without loss of generality, we assume that $\hat{\theta}$ is found by minimising a weighted sum of empirical risk functions given by

$$F(\theta) = \lambda h(\theta) + \sum_{i=1}^I \alpha_i f_i(\theta), \tag{S2}$$

where, $\lambda \geq 0$, $h : \Theta \rightarrow \mathbb{R}$ is a regularisation term and for any $i \in [I]$, $\alpha_i \in [0, 1]$ are weights such that $\sum_{i \in [I]} \alpha_i = 1$ and $f_i : \Theta \rightarrow \mathbb{R}$ only depends on D_i .

We define

$$\sigma_\varepsilon^2 = \int_{\mathbb{R}_+} \varepsilon^2 p_\varepsilon(d\varepsilon), \quad (\text{S3})$$

$$X = [(\alpha_1/n_1)^{1/2} X_1^\top, \dots, (\alpha_I/n_I)^{1/2} X_I^\top]^\top, \quad (\text{S4})$$

$$Y = [(\alpha_1/n_1)^{1/2} Y_1^\top, \dots, (\alpha_I/n_I)^{1/2} Y_I^\top]^\top. \quad (\text{S5})$$

The following proposition provides a closed-form expression of the minimum of F in (S2) denoted by $\theta_{1:I}^*$ when the functions $\{f_i\}_{i \in [I]}$ are chosen to be quadratic.

Proposition S1. *For any $i \in [I]$ and $\theta \in \mathbb{R}^d$, let $f_i(\theta) = (1/n_i)\|Y_i - X_i\theta\|^2$ and $h(\theta) = (1/2)\|\theta\|^2$. Then, the global minimiser of F defined in (S2) writes*

$$\begin{aligned} \theta_{1:I}^* &= (\lambda \mathbf{I}_d + X^\top X)^{-1} X^\top Y, \text{ for } \lambda > 0, \\ \theta_{1:I}^* &= X^\dagger Y, \text{ for } \lambda = 0, \end{aligned} \quad (\text{S6})$$

where $\{Y_i, X_i\}_{i \in [I]}$ are defined in (S1), X in (S4), Y in (S5), and X^\dagger refers to the Moore-Penrose inverse of the matrix X .

Proof. As a sum of differentiable functions, F in (S2) is differentiable and its gradient writes for any $\theta \in \mathbb{R}^d$,

$$\nabla F(\theta) = \lambda \theta + \sum_{i=1}^I \frac{\alpha_i}{n_i} X_i^\top (X_i \theta - Y_i).$$

The proof is concluded using the fact that F is strongly convex and by using the first-order guarantee $\nabla F(\theta_{1:I}^*) = 0_d$. \square

Remark S2. *Let $n = \sum_{i \in [I]} n_i$ and consider $Y \in \mathbb{R}^n$ and $X \in \mathbb{R}^{n \times d}$ the vertical concatenations of the I datasets owned by each agent, respectively. Then, defining $F(\theta) = (1/n)\|Y - X\theta\|^2$ is equivalent to set for any $i \in [I]$, $\alpha_i = n_i/n$ and $f_i(\theta) = (1/n_i)\|Y_i - X_i\theta\|^2$.*

S1.2 Technical lemmata

We have the following result.

Lemma S1. *Let $\lambda \geq 0$, π be a probability distribution defined on $(\mathbb{R}^d, \mathcal{B}(\mathbb{R}^d))$, and $C = \int_{\mathbb{R}^d} x x^\top \pi(dx)$. In addition, let $\hat{\theta} = \theta_{1:I}^*$ defined in (S6) and define $X_\lambda = \lambda \mathbf{I}_d + \sum_{i=1}^I \frac{\alpha_i}{n_i} X_i^\top X_i$ with X_i defined in (S1). If $\lambda > 0$, then X_λ is invertible and X_λ^{-1} exists with probability 1. On the other hand, if $\lambda = 0$, we additionally assume that X_λ is positive definite with probability 1. Under these assumptions, consider*

$$\begin{aligned} E_{1:I} &= \int \left[\mathbf{I}_d - \left(\sum_{i=1}^I \frac{\alpha_i}{n_i} X_i^\top X_i \right) (X_\lambda)^{-1} \right] \theta \theta^\top \left[\mathbf{I}_d - (X_\lambda)^{-1} \sum_{i=1}^I \frac{\alpha_i}{n_i} X_i^\top X_i \right] \otimes_{i=1}^I \otimes_{j=1}^{n_i} p_X(dx_i^{(j)}) \\ &\quad + \sigma_\varepsilon^2 \int (X_\lambda)^{-1} \left(\sum_{i=1}^I \frac{\alpha_i^2}{n_i^2} X_i^\top X_i \right) (X_\lambda)^{-1} \otimes_{i=1}^I \otimes_{j=1}^{n_i} p_X(dx_i^{(j)}), \end{aligned}$$

where σ_ε^2 is defined in (S3). Then, for any $i \in [I]$ and $x \sim \pi$, we have

$$\mathbb{E} \left[\left(x^\top \hat{\theta} - x^\top \theta \right)^2 \right] = \text{Tr} [C \cdot E_{1:I}], \quad (\text{S7})$$

where the expectation is taken over the randomness of x and $\hat{\theta}$.

Proof. Let $\lambda \geq 0$, $i \in [I]$ and $x \sim \pi$. Using (S1) and (S6), notice that

$$x^\top \theta - x^\top \theta_{1:I}^* = x^\top \left[\mathbf{I}_d - \left(\lambda \mathbf{I}_d + \sum_{i=1}^I \frac{\alpha_i}{n_i} X_i^\top X_i \right)^{-1} \sum_{i=1}^I \frac{\alpha_i}{n_i} X_i^\top X_i \right] \theta$$

$$-x^\top \left(\lambda \mathbf{I}_d + \sum_{i=1}^I \frac{\alpha_i}{n_i} X_i^\top X_i \right)^{-1} \sum_{i=1}^I \frac{\alpha_i}{n_i} X_i^\top \eta_i.$$

By using the notation

$$X_\lambda = \lambda \mathbf{I}_d + \sum_{i=1}^I \frac{\alpha_i}{n_i} X_i^\top X_i,$$

the previous element is a scalar, therefore,

$$\begin{aligned} & (x^\top \theta - x^\top \theta_{1:I}^*)^2 \\ &= \theta^\top \left[\mathbf{I}_d - \left(\sum_{i=1}^I \frac{\alpha_i}{n_i} X_i^\top X_i \right) (X_\lambda)^{-1} \right] x x^\top \left[\mathbf{I}_d - (X_\lambda)^{-1} \sum_{i=1}^I \frac{\alpha_i}{n_i} X_i^\top X_i \right] \theta \end{aligned} \quad (\text{S8})$$

$$-2\theta^\top \left[\mathbf{I}_d - \left(\sum_{i=1}^I \frac{\alpha_i}{n_i} X_i^\top X_i \right) (X_\lambda)^{-1} \right] x x^\top (X_\lambda)^{-1} \sum_{i=1}^I \frac{\alpha_i}{n_i} X_i^\top \eta_i \quad (\text{S9})$$

$$+ \left(\sum_{i=1}^I \frac{\alpha_i}{n_i} \eta_i^\top X_i \right) (X_\lambda)^{-1} x x^\top (X_\lambda)^{-1} \sum_{i=1}^I \frac{\alpha_i}{n_i} X_i^\top \eta_i, \quad (\text{S10})$$

where we have used that X_λ is a symmetric matrix, so its inverse is symmetric as well.

We now focus on the third term in the previous equality, namely (S10). Taking the trace operator and using cyclic permutations, we have

$$\begin{aligned} & \left(\sum_{i=1}^I \frac{\alpha_i}{n_i} \eta_i^\top X_i \right) (X_\lambda)^{-1} x x^\top (X_\lambda)^{-1} \sum_{i=1}^I \frac{\alpha_i}{n_i} X_i^\top \eta_i \\ &= \text{Tr} \left[\left(\sum_{i=1}^I \frac{\alpha_i}{n_i} \eta_i^\top X_i \right) (X_\lambda)^{-1} x x^\top (X_\lambda)^{-1} \sum_{i=1}^I \frac{\alpha_i}{n_i} X_i^\top \eta_i \right] \\ &= \text{Tr} \left[x x^\top (X_\lambda)^{-1} \left(\sum_{i=1}^I \frac{\alpha_i}{n_i} X_i^\top \eta_i \right) \left(\sum_{i=1}^I \frac{\alpha_i}{n_i} \eta_i^\top X_i \right) (X_\lambda)^{-1} \right] \\ &= \text{Tr} \left[x x^\top (X_\lambda)^{-1} \left(\sum_{i=1}^I \frac{\alpha_i^2}{n_i^2} X_i^\top \eta_i \eta_i^\top X_i + \sum_{i \neq j} \frac{\alpha_i \alpha_j}{n_i n_j} X_i^\top \eta_i \eta_j^\top X_j \right) (X_\lambda)^{-1} \right]. \end{aligned}$$

For any $k \in [n_i]$ and $l \in [n_j]$, notice that the (k, l) entry of the $n_i \times n_j$ matrix $\eta_i \eta_j^\top$ is $\eta_i^{(k)} \eta_j^{(l)}$ where $\eta_i^{(k)} \sim \text{N}(0, \varepsilon_i^2)$ and $\eta_j^{(l)} \sim \text{N}(0, \varepsilon_j^2)$. Therefore, for any $(k, l) \in [n_i] \times [n_j]$, $\mathbb{E}[\eta_i^{(k)}] = \mathbb{E}[\eta_j^{(l)}] = 0$, $\mathbb{E}[(\eta_i^{(k)})^2] = \varepsilon_i^2$ and $\mathbb{E}[(\eta_j^{(l)})^2] = \varepsilon_j^2$. It follows, for any $i, j \in [I]$ such that $i \neq j$, that $\eta_i \eta_j^\top$ has expected value equal to 0. By denoting, for any $i \in [I]$, $p_\eta^{(i)} = \text{N}(\eta_i; 0_{n_i}, \varepsilon_i^2 \mathbf{I}_{n_i})$, we obtain

$$\begin{aligned} & \int_{\mathbb{R}^{n_1} \times \dots \times \mathbb{R}^{n_I}} \left(\sum_{i=1}^I \frac{\alpha_i}{n_i} \eta_i^\top X_i \right) (X_\lambda)^{-1} x x^\top (X_\lambda)^{-1} \left(\sum_{i=1}^I \frac{\alpha_i}{n_i} X_i^\top \eta_i \right) \otimes_{i \in [I]} p_\eta^{(i)}(d\eta_i) \\ &= \text{Tr} \left[x x^\top (X_\lambda)^{-1} \left(\sum_{i=1}^I \frac{\alpha_i^2}{n_i^2} \varepsilon_i^2 X_i^\top X_i \right) (X_\lambda)^{-1} \right]. \end{aligned}$$

In addition, we have

$$\begin{aligned} & \int_{\mathbb{R}_+^I} \left[\int_{\mathbb{R}^{n_1} \times \dots \times \mathbb{R}^{n_I}} \left(\sum_{i=1}^I \frac{\alpha_i}{n_i} \eta_i^\top X_i \right) (X_\lambda)^{-1} x x^\top (X_\lambda)^{-1} \left(\sum_{i=1}^I \frac{\alpha_i}{n_i} X_i^\top \eta_i \right) \otimes_{i \in [I]} p_\eta^{(i)}(d\eta_i) \right] \otimes_{i \in [I]} p_\varepsilon(d\varepsilon_i) \\ &= \sigma_\varepsilon^2 \text{Tr} \left[x x^\top (X_\lambda)^{-1} \left(\sum_{i=1}^I \frac{\alpha_i^2}{n_i^2} X_i^\top X_i \right) (X_\lambda)^{-1} \right], \end{aligned}$$

where σ_ε^2 is defined in (S3).

For (S8) and (S9), we follow similar steps. The proof is concluded by integrating against the probability measures of x and $\{x_i^{(j)}; j \in [n_i]\}_{i \in [I]}$, namely π and p_X . \square

Remark S3. Note that when $\lambda \rightarrow \infty$, we have

$$\lim_{\lambda \rightarrow \infty} \mathbb{E} \left[\left(x^\top \hat{\theta} - x^\top \theta \right)^2 \right] = \text{Tr} [C \cdot \theta \theta^\top] .$$

Lemma S2. Let π be a probability distribution defined on $(\mathbb{R}^d, \mathcal{B}(\mathbb{R}^d))$, and let $C = \int_{\mathbb{R}^d} x x^\top d\pi(x)$. Set $\lambda = 0$, let $\hat{\theta} = \theta_{1:I}^*$ defined in (S11) and assume for any $i \in [I]$ that $\alpha_i = n_i/n$. In addition, suppose that $\sum_{i=1}^I X_i^\top X_i$ is positive definite with probability 1 with X_i defined in (S1). Then, for any $i \in [I]$ and $x \sim \pi$, we have

$$\mathbb{E} \left[\left(x^\top \hat{\theta} - x^\top \theta \right)^2 \right] = \sigma_\varepsilon^2 \cdot \text{Tr} \left[C \cdot \int \left(\sum_{i=1}^I \sum_{j=1}^{n_i} x_i^{(j)} [x_i^{(j)}]^\top \right)^{-1} \otimes_{i=1}^I \otimes_{j=1}^{n_i} p_X(dx_i^{(j)}) \right] . \quad (\text{S11})$$

Proof. The proof directly follows from Lemma S1. A similar proof was presented in Donahue and Kleinberg (2021a). \square

S1.3 Proof of Proposition 1

For some particular choices of the probability measures p_X and π , the following results show that we can end up with closed-form expressions for the expected mean square error defined in (S11).

Proposition S4. Let π be a probability distribution defined on $(\mathbb{R}^d, \mathcal{B}(\mathbb{R}^d))$, and define $C = \int_{\mathbb{R}^d} x x^\top d\pi(x)$. In addition, set $\lambda = 0$, let $\hat{\theta} = \theta_{1:I}^*$ defined in (S6) and assume for any $i \in [I]$ that $\alpha_i = n_i/n$ and $p_X = \text{N}(0_d, \Sigma)$ with $\Sigma \in \mathbb{R}^{d \times d}$ a positive definite matrix. Then, for any $i \in [I]$ and $x \sim \pi$, we have for $n_{1:I} > d + 1$,

$$\mathbb{E} \left[\left(x^\top \hat{\theta} - x^\top \theta \right)^2 \right] = \frac{\sigma_\varepsilon^2}{n_{1:I} - d - 1} \text{Tr} [C \cdot \Sigma^{-1}] ,$$

where $n_{1:I} = \sum_{i=1}^I n_i$. For the specific choice $\pi = \text{N}(0_d, \Sigma)$ then, for $n_{1:I} > d + 1$, we have,

$$\mathbb{E} \left[\left(x^\top \hat{\theta} - x^\top \theta \right)^2 \right] = \frac{d\sigma_\varepsilon^2}{n_{1:I} - d - 1} .$$

Proof. By definition of the Wishart probability distribution, we have $X_i^\top X_i \sim \text{Wishart}(\Sigma, n_i)$. Therefore, it follows that $X_{1:I} \sim \text{Wishart}(\Sigma, n_{1:I})$. Since $n_{1:I} \geq d$ and Σ is invertible, then $X_{1:I}^{-1}$ exists with probability 1 and $X_{1:I}^{-1} \sim \text{InverseWishart}(\Sigma^{-1}, n_{1:I})$. Moreover, we have

$$\mathbb{E} \left[\left(\sum_{i \in [I]} X_i^\top X_i \right)^{-1} \right] = \frac{\Sigma^{-1}}{n_{1:I} - d - 1} ,$$

which concludes the proof by plugging this result in Lemma S2, and using the fact that $C = \Sigma$ and $\text{Tr}(I_d) = d$. \square

S2 Proof of our main results

In this section, we prove the major results stated in the main paper, namely Theorems 2 and 4.

S2.1 Proof of Theorem 2

For the sake of completeness, we recall below the full statement of Theorem 2.

Theorem 2. Let $n = \{n_i\}_{i \in [I]}$ be a sequence of positive integer numbers such that the following limits exist,

$$\lim_{I \rightarrow \infty} \frac{1}{I} \sum_{j=1}^I n_j = \mu \text{ and } \lim_{I \rightarrow \infty} \frac{1}{I} \sum_{j=1}^I (n_j - \mu)^2 = \sigma^2,$$

where $\mu, \sigma > 0$. For any $i \in \mathcal{I}$, let $K \sim \text{U}(\{0, \dots, I-1\})$ and $\mathcal{S}_K^{(i)} \sim \text{U}(\{2_K^{\mathcal{I} \setminus \{i\}}\})$; and define $n_{\mathcal{S}_K^{(i)}} = \sum_{j \in \mathcal{S}_K^{(i)}} n_j$ to be the random variable corresponding to the total number of data points brought by the random set $\mathcal{S}_K^{(i)}$ of K players. Then, for any $i \in \mathcal{I}$, it holds,

$$\frac{n_{\mathcal{S}_K^{(i)}}}{\sum_{j \in \mathcal{I} \setminus \{i\}} n_j} \xrightarrow{I \rightarrow \infty} \text{U}([0, 1]), \quad \text{almost surely.}$$

Proof. Introduce, for any $t, t_0 \in (0, 1)$ and any $s > 0$,

$$\begin{aligned} \mu_{-i}(I) &= \frac{1}{I} \sum_{j \in \mathcal{I} \setminus \{i\}} n_j, \\ Y(t, I) &= n_{\mathcal{S}_{\lfloor It \rfloor}^{(i)}}, \\ R^*(I, t_0, s) &= \mathbb{P} \left(\sup_{t > t_0} \left| \frac{Y(t, I)}{\lfloor It \rfloor} - \mu_{-i}(I) \right| > s \right). \end{aligned}$$

By construction, $Y(t, I)$ is the sum of a sampling without replacement of $\lfloor It \rfloor$ elements in $\{n_j : j \in \mathcal{I} \setminus \{i\}\}$. Therefore, by Corollary 1.3 in Serfling (1974), for s fixed, there exists $I_0 \in \mathbb{N}$ such that,

$$R^*(I, t_0, s) \leq \frac{(1 - t_0)\sigma^2}{\lfloor It_0 \rfloor s^2} + \varepsilon, \forall I \geq I_0.$$

Hence, for $I \geq I_0$ large enough,

$$R^*(I, t_0, s) \leq 2\varepsilon,$$

and then, almost surely,

$$\lim_{I \rightarrow +\infty} \frac{Y(t, I)}{\sum_{j \in \mathcal{I} \setminus \{i\}} n_j} = t.$$

We conclude remarking that $K = \lfloor IU \rfloor$ with $U \sim \text{U}([0, 1])$. □

S2.2 Proof of Theorem 4

To prove Theorem 4, we need two preliminary results: Lemma S5, which itself needs two supplementary results (Lemmas S3 and S4), and Lemma S6, which is directly proved.

Lemma S6 deduces the existence of the constant ρ stated in Theorem 4 from H-(ii). Lemma S5 bounds the expected difference between $w(n_{\mathcal{S}_K^{(i)}})$ and $w(K\mu_{-i})$.

S2.2.1 Technical lemmata

Lemma S3. Consider a set of I values $N = \{n_1, \dots, n_I\}$. Let X_1, \dots, X_k and Y_1, \dots, Y_k denote, respectively, k random samples with and without replacement from N . For any continuous and convex function f , it follows,

$$\mathbb{E} \left[f \left(\sum_{i=1}^k Y_i \right) \right] \leq \mathbb{E} \left[f \left(\sum_{i=1}^k X_i \right) \right]$$

Proof. The proof follows from [Hoeffding \(1963\)](#). \square

Lemma S4. Let $I \in \mathbb{N}$, $N := \{n_1, \dots, n_I\} \in \mathbb{R}_+^I$, $\mu = \frac{1}{I} \sum_{i=1}^I n_i$ be their mean value and $\sigma^2 = \frac{1}{I} \sum_{i=1}^I (n_i - \mu)^2$ be their variance. For $k \in \{0, \dots, n\}$, let $\mathcal{S}_k \sim U(\{S_k \subseteq [I] : |S_k| = k\})$ be a uniform random variable on the subsets of $\{1, \dots, I\}$ of size k , and $n_{\mathcal{S}_k} = \sum_{i \in \mathcal{S}_k} n_i$ be the random variable defined by the sum of the elements of \mathcal{S}_k . Let $K \sim U(\{0, \dots, I\})$ and define $\mathbf{Y} = n_{\mathcal{S}_K}$. Then,

$$\mathbb{E}[\mathbf{Y} - \mu K \mid K = k] = 0, \quad (\text{S12})$$

$$\mathbb{E}[(\mathbf{Y} - \mu K)^2 \mid K = k] \leq k\sigma^2. \quad (\text{S13})$$

Proof. We prove (S12) directly. Notice that,

$$\begin{aligned} \mathbb{E}[\mathbf{Y} \mid K = k] &= \sum_{S_k \subseteq [I]: |S_k|=k} n_{S_k} \frac{1}{\binom{I}{k}} = \frac{1}{\binom{I}{k}} \sum_{S_k \subseteq [I]: |S_k|=k} \sum_{i \in S_k} n_i \\ &= \frac{1}{\binom{I}{k}} \sum_{i \in [I]} \sum_{\substack{S_k \subseteq [I]: |S_k|=k \\ i \in S_k}} n_i = \frac{1}{\binom{I}{k}} \sum_{i \in [I]} n_i \binom{I-1}{k-1} \\ &= \frac{(I-1)!}{(k-1)!(I-k)!} \cdot \frac{(I-k)!k!}{I!} \sum_{i \in [I]} n_i = \mu k. \end{aligned}$$

Thus, (S12) follows as $\mathbb{E}[\mu K \mid K = k] = \mu k$. To prove (S13), let $(\mathbf{X}_i)_{i=1}^k$ be k independent samples from the set N . From [Lemma S3](#) it holds,

$$\mathbb{E}[(\mathbf{Y} - \mu K)^2 \mid K = k] \leq \mathbb{E}\left[\left(\mu K - \sum_{i=1}^K \mathbf{X}_i\right)^2 \mid K = k\right] = \mathbb{E}\left[\left(\sum_{i=1}^K (\mu - \mathbf{X}_i)\right)^2 \mid K = k\right].$$

Therefore,

$$\begin{aligned} \mathbb{E}[(\mathbf{Y} - \mu K)^2 \mid K = k] &\leq \mathbb{E}\left[\left(\sum_{i=1}^K \sum_{j=1}^K (\mu - \mathbf{X}_i)(\mu - \mathbf{X}_j)\right) \mid K = k\right] \\ &= \mathbb{E}\left[\left(\sum_{i=1}^K \sum_{j=1}^K (\mu^2 - \mu(\mathbf{X}_i + \mathbf{X}_j) + \mathbf{X}_i \mathbf{X}_j)\right) \mid K = k\right] \\ &= \sum_{i=1}^k \sum_{j=1}^k (\mu^2 - \mu(\mathbb{E}[\mathbf{X}_i \mid K = k] + \mathbb{E}[\mathbf{X}_j \mid K = k]) + \mathbb{E}[\mathbf{X}_i \mathbf{X}_j \mid K = k]) \\ &= \sum_{i=1}^k \sum_{j=1}^k (\mu^2 - \mu(\mathbb{E}[\mathbf{X}_i] + \mathbb{E}[\mathbf{X}_j]) + \mathbb{E}[\mathbf{X}_i \mathbf{X}_j]) \\ &= \sum_{i=1}^k (\mu^2 - 2\mu\mathbb{E}[\mathbf{X}_i] + \mathbb{E}[\mathbf{X}_i^2]) \\ &\quad + \sum_{i=1}^k \sum_{\substack{j=1 \\ j \neq i}}^k (\mu^2 - \mu(\mathbb{E}[\mathbf{X}_i] + \mathbb{E}[\mathbf{X}_j]) + \mathbb{E}[\mathbf{X}_i \mathbf{X}_j]) \\ &= \sum_{i=1}^k \mathbb{E}[(\mu - \mathbf{X}_i)^2] + \sum_{i=1}^k \sum_{\substack{j=1 \\ j \neq i}}^k (\mu^2 - 2\mu^2 + \mu^2) \\ &= \sum_{i=1}^k \mathbb{E}[(\mu - \mathbf{X}_i)^2] = \sum_{i=1}^k \text{Var}(\mu - \mathbf{X}_i) = k\sigma^2. \end{aligned}$$

The steps come from rearranging the terms, using the independence of \mathbf{X}_i with respect to K , the independence of $\mathbf{X}_i, \mathbf{X}_j$ for $i \neq j$, and finally that $\mathbb{E}[\mathbf{X}_i] = \mu$ and $\text{Var}(\mathbf{X}_i) = \sigma^2$.

□

Lemma S5. Let $I \in \mathbb{N}$, $N := \{n_1, \dots, n_I\} \in \mathbb{R}_+^I$, and define,

$$\begin{aligned}\mu &= \frac{1}{I} \sum_{i=1}^I n_i, & \sigma^2 &= \frac{1}{I} \sum_{i=1}^I (n_i - \mu)^2, \\ R &:= \max_{i \in [I]} |n_i - \mu|, & n^{\max} &= \max_{i \in [I]} n_i.\end{aligned}$$

Consider S_k , n_{S_k} , K , and \mathbf{Y} as in Lemma S4. Let $w : \mathbb{R}_+ \rightarrow \mathbb{R}$ be a smooth and increasing function, and $\rho > 0$, such that,

$$|w^{(2)}(n)| \leq \rho \frac{|w(n)|}{n^2}, \forall n > 0,$$

where $w^{(k)}$ is the k -th derivative of w . Then, it holds,

$$|\mathbb{E}[w(\mu K) - w(\mathbf{Y})]| \leq \frac{\rho |w(\mu I)|}{2\mu^2 I} (9\sigma^2(1 + \ln(I)) + 2R^2 n^{\max}).$$

Proof. The proof considers a second-order Taylor extension of w at μk to recover the expected value of $\mathbb{E}[w(\mu K) - w(\mathbf{Y})]$. Noticing that the first derivative has a null expected value, the upper bound stated on the Lemma comes from bounding the expected value of the second derivative.

The Taylor-Lagrange Theorem on w at $\mu k > 0$ provides,

$$w(y) = w(\mu k) + w^{(1)}(\mu k)(\mu k - y) + w^{(2)}(\tau) \frac{(\mu k - y)^2}{2},$$

for some τ between y and μk . Therefore, there exists a random variable T , almost surely between μK_+ and \mathbf{Y} , such that,

$$\mathbb{E}[w(\mathbf{Y}) - w(\mu K_+)] = \mathbb{E}\left[w^{(1)}(\mu K_+)(\mu K_+ - \mathbf{Y}) + \frac{1}{2}w^{(2)}(T)(\mu K_+ - \mathbf{Y})^2\right].$$

where K_+ corresponds to K conditioned to be positive. To avoid overcharging the notation, we drop the index from K_+ . We observe that,

$$\begin{aligned}\mathbb{E}\left[w^{(1)}(\mu K)(\mu K - \mathbf{Y})\right] &= \mathbb{E}\left[\mathbb{E}[w^{(1)}(\mu K)(\mu K - \mathbf{Y}) \mid K = k]\right] \\ &= \mathbb{E}\left[w^{(1)}(\mu k)\mathbb{E}[(\mu K - \mathbf{Y}) \mid K = k]\right] = 0,\end{aligned}$$

by Lemma S4, Equation (S12). Therefore,

$$\begin{aligned}|\mathbb{E}[w(\mathbf{Y}) - w(\mu K)]| &= \frac{1}{2}|\mathbb{E}[w^{(2)}(T)(\mu K - \mathbf{Y})^2]| \leq \frac{1}{2}\mathbb{E}[|w^{(2)}(T)|(\mu K - \mathbf{Y})^2] \\ &\leq \frac{\rho}{2}\mathbb{E}\left[\frac{|w(T)|}{T^2}(\mu K - \mathbf{Y})^2\right] \leq \frac{\rho |w(I\mu)|}{2}\mathbb{E}\left[\frac{1}{T^2}(\mu K - \mathbf{Y})^2\right].\end{aligned}$$

Setting $\mathbf{E} := \{|\mu K - \mathbf{Y}| \leq \frac{1}{2}(\mu K + \mathbf{Y})\}$, the previous expected value can be expressed as,

$$\mathbb{E}\left[\frac{1}{T^2}(\mu K - \mathbf{Y})^2\right] = \mathbb{E}\left[\frac{1}{T^2}(\mu K - \mathbf{Y})^2 \cdot \mathbf{E}\right] + \mathbb{E}\left[\frac{1}{T^2}(\mu K - \mathbf{Y})^2 \cdot \mathbf{E}^c\right].$$

We deal with each term separately. Notice that, as T is almost surely between \mathbf{Y} and μK ,

$$|\mu K - \mathbf{Y}| \leq \frac{1}{2}(\mu K + \mathbf{Y}) \implies T \geq \frac{1}{3}\mu K.$$

Thus,

$$\mathbb{E}\left[\frac{(\mu K - \mathbf{Y})^2}{T^2} \cdot \mathbf{E}\right] \leq \mathbb{E}\left[\frac{(\mu K - \mathbf{Y})^2}{(\frac{\mu K}{3})^2} \cdot \mathbf{E}\right]$$

$$\begin{aligned}
&= \frac{9}{\mu^2} \sum_{k=1}^I \frac{1}{I} \cdot \mathbb{E} \left[\frac{(\mu k - \mathbf{Y})^2}{k^2} \cdot \mathbf{E} \mid K = k \right] \\
&\leq \frac{9}{I\mu^2} \sum_{k=1}^I \mathbb{E} \left[\frac{(\mu k - \mathbf{Y})^2}{k^2} \mid K = k \right] \\
&\leq \frac{9}{I\mu^2} \sum_{k=1}^I \frac{k\sigma^2}{k^2} = \frac{9\sigma^2}{I\mu^2} \sum_{k=1}^I \frac{1}{k} \leq \frac{9\sigma^2}{I\mu^2} \cdot (1 + \ln(I)).
\end{aligned}$$

Regarding the second term, as $K \leq \min\{\mu K, \mathbf{Y}\} \leq T$, we have,

$$\begin{aligned}
\mathbb{E} \left[\frac{(\mu K - \mathbf{Y})^2}{T^2} \cdot \mathbf{E}^c \right] &\leq \mathbb{E} \left[\frac{(RK)^2}{T^2} \cdot \mathbf{E}^c \right] \leq \mathbb{E} \left[\frac{(RK)^2}{K^2} \cdot \mathbf{E}^c \right] \\
&= \frac{R^2}{I} \sum_{k=1}^I \mathbb{E} \left[\frac{1}{k^2} k^2 \cdot \mathbf{E}^c \mid K = k \right] \\
&= \frac{R^2}{I} \sum_{k=1}^I \mathbb{P} \left(|\mu k - \mathbf{Y}| > \frac{1}{2}(\mu k + \mathbf{Y}) \mid K = k \right) \\
&\leq \frac{R^2}{I} \sum_{k=1}^I \mathbb{P} \left(|\mu k - \mathbf{Y}| > \frac{\mu k}{2} \mid K = k \right) \\
&\leq \frac{R^2}{I} \sum_{k=1}^I \exp \left(-\frac{\mu^2 k}{2n^{\max}} \right) \\
&= \frac{2R^2 n^{\max}}{I\mu^2} \sum_{k=1}^I \frac{\mu^2}{2n^{\max}} \exp \left(-\frac{\mu^2 k}{2n^{\max}} \right) \\
&\leq \frac{2R^2 n^{\max}}{I\mu^2} \int_0^\infty \frac{\mu^2}{2n^{\max}} \exp \left(-\frac{\mu^2 k}{2n^{\max}} \right) dk = \frac{2R^2 n^{\max}}{I\mu^2},
\end{aligned}$$

as the integral corresponds to the cumulative distribution function of an exponential random variable of parameter $\lambda = \mu^2/2n^{\max}$. The upper bound on the theorem's statement is obtained when putting all together. \square

Lemma S6. *Let $w : \mathbb{R}_+ \rightarrow \mathbb{R}_+$ be a smooth and increasing function such that*

$$\lim_{n \rightarrow \infty} n^2 |w^{(2)}(n)| < \infty.$$

Then, there exists $\rho > 0$ such that $n^2 |w^{(2)}(n)| \leq \rho w(n)$.

Proof. Notice that the assumptions imply, in particular, that $|w^{(2)}(n)|$ is bounded. We argue by contradiction. Suppose that for any $m > 0$, there exists n_m such that

$$n_m^2 |w^{(2)}(n_m)| > m w(n_m).$$

Suppose the sequence $(n_m)_m$ converges to a point n^* . Then,

$$\lim_{m \rightarrow \infty} n_m^2 |w^{(2)}(n_m)| > \lim_{m \rightarrow \infty} m w(n_m) = \infty,$$

which is a contradiction with $|w^{(2)}(n_m)|$ being bounded. Therefore, necessarily $(n_m)_m$ has to diverge. However, this implies,

$$\lim_{n \rightarrow \infty} n^2 |w^{(2)}(n)| = \lim_{m \rightarrow \infty} n_m^2 |w^{(2)}(n_m)| > \lim_{m \rightarrow \infty} m w(n_m) = \infty,$$

as w is increasing, obtaining again a contradiction. \square

S2.2.2 Proof of Theorem 4

We are ready to prove Theorem 4.

Theorem 4. Assume **H1** holds. Then, there exists a constant $\rho > 0$ such that, for any $i \in \mathcal{I}$, the approximation error of DU-Shapley for player $i \in \mathcal{I}$ is upper bounded by

$$|\varphi_i - \psi_i| \leq \frac{\rho |w(n_{\mathcal{I} \setminus \{i\}})|}{(I-1)\mu_{-i}^2} (9\sigma_{-i}^2(1 + \ln(I-1)) + 2R_{-i}^2 n_{-i}^{\max}),$$

where, φ_i and ψ_i are defined in (4) and (7), respectively; and where $\mu_{-i} = \frac{1}{I-1} n_{\mathcal{I} \setminus \{i\}}$, $\sigma_{-i}^2 = \frac{1}{I-1} \sum_{j \in \mathcal{I} \setminus \{i\}} (n_j - \mu_{-i})^2$, $R_{-i} := \max_{j \in \mathcal{I} \setminus \{i\}} |n_j - \mu_{-i}|$, and $n_{-i}^{\max} := \max_{j \in \mathcal{I} \setminus \{i\}} n_j$.

Proof. Under Assumption **H1**, Lemma **S6** implies the existence of $\rho > 0$ such that the value function w satisfies all assumptions from Lemma **S5**. Theorem 4 comes from (a) noticing that

$$\begin{aligned} \varphi_i &= \mathbb{E}[w(\mathbf{Y}_{-i} + n_i) - w(\mathbf{Y}_{-i})] \\ \psi_i &= \mathbb{E}[w(K\mu_{-i} + n_i) - w(K\mu_{-i})] \end{aligned}$$

where $K \sim U([I-1])$ and $\mathbf{Y}_{-i} = n_{\mathcal{S}_K^{(i)}}$ with $\mathcal{S}_K^{(i)}$ taking values on the subsets of $\mathcal{I} \setminus \{i\}$ of size K , (b) writing

$$|\varphi_i - \psi_i| \leq |\mathbb{E}[w(\mathbf{Y} + n_i) - w(K\mu_{-i} + n_i)]| + |\mathbb{E}[w(\mathbf{Y}) - w(K\mu_{-i})]|,$$

and (c) applying Lemma **S5** to each of the expected values, as the function $n \rightarrow w(n + n_i)$ also satisfies **H1**. \square

S3 DU-Shapley++ deduction

In this section we briefly provide an intuition on how we shifted from DU-Shapley to DU-Shapley++,

$$\psi_i^{++}(w) = \frac{1}{I} (w(n_i) + w(n_{\mathcal{I}}) - w(n_{\mathcal{I} \setminus \{i\}})) + \frac{1}{I} \sum_{k=1}^{I-2} [w(k\mu_{-i} + n_i) - w(k\mu_{-i})]. \quad (\text{S14})$$

First of all, observe that DU-Shapley++ is at least as good as DU-Shapley. Recall the Shapley value expression

$$\varphi_i(u) = \frac{1}{I} \sum_{k=0}^{I-1} \sum_{\mathcal{S} \subseteq \mathcal{I} \setminus \{i\}: |\mathcal{S}|=k} \frac{1}{\binom{I-1}{|\mathcal{S}|}} [w(n_{\mathcal{S}} + n_i) - w(n_{\mathcal{S}})],$$

which is obtained from Equation (4) when sorting coalitions per cardinality. Notice there exists only one coalition of size 0 (the empty set) and only one of size $I-1$ (the whole coalition $\mathcal{I} \setminus \{i\}$), thus,

$$\begin{aligned} \varphi_i(u) &= \frac{1}{I} (w(n_{\emptyset} + n_i) - w(n_{\emptyset}) + w(n_{\mathcal{I} \setminus \{i\}} + n_i) - w(n_{\mathcal{I} \setminus \{i\}})) \\ &\quad + \frac{1}{I} \sum_{k=1}^{I-2} \sum_{\mathcal{S} \subseteq \mathcal{I} \setminus \{i\}: |\mathcal{S}|=k} \frac{1}{\binom{I-1}{|\mathcal{S}|}} [w(n_{\mathcal{S}} + n_i) - w(n_{\mathcal{S}})] \\ &= \frac{1}{I} (w(n_i) + w(n_{\mathcal{I}}) - w(n_{\mathcal{I} \setminus \{i\}})) + \frac{1}{I} \sum_{k=1}^{I-2} \sum_{\mathcal{S} \subseteq \mathcal{I} \setminus \{i\}: |\mathcal{S}|=k} \frac{1}{\binom{I-1}{|\mathcal{S}|}} [w(n_{\mathcal{S}} + n_i) - w(n_{\mathcal{S}})], \end{aligned}$$

where we have used that both $w(n_{\emptyset})$ and n_{\emptyset} are null. DU-Shapley++ comes from approximating only the *middle terms*, i.e., from imposing:

$$\forall k \in \{1, \dots, I-2\}: \sum_{\mathcal{S} \subseteq \mathcal{I} \setminus \{i\}: |\mathcal{S}|=k} \frac{1}{\binom{I-1}{|\mathcal{S}|}} [w(n_{\mathcal{S}} + n_i) - w(n_{\mathcal{S}})] \approx w(k\mu_{-i} + n_i) - w(k\mu_{-i}),$$

obtaining Equation (S14). Notice that ψ_i^{++} needs the same number of valuations than ψ_i . An illustration of why considering extreme cases might benefit our approximation is given in Figure 1.

S4 Additional details regarding numerical experiments

In this section, we provide further details regarding the numerical experiments conducted in the main paper.

S4.1 Owen's Shapley value approximation

In Section 4.1, we considered the Shapley value approximation referred to as Owen-Shapley as a state-of-the-art competitor to DU-Shapley. We provide in the following additional details regarding Owen-Shapley. For the other competitors, we directly refer the interested reader to [Mitchell et al. \(2022\)](#).

Owen ([Owen, 1972](#)) studied the multilinear extension of a cooperative game and an alternative way to express the Shapley value. Formally, a cooperative game $G = (\mathcal{I}, u)$ consists on a set of I players $\mathcal{I} = \{1, 2, \dots, I\}$ and a value function $u : 2^{\mathcal{I}} \rightarrow \mathbb{R}$ such that, for any $S \subseteq \mathcal{I}$, $u(S)$ corresponds to the value generated by the coalition S . The multilinear extension of G , denoted $\bar{G} = (\mathcal{I}, \bar{u})$, is obtained when considering the value function $\bar{u} : [0, 1]^{\mathcal{I}} \rightarrow \mathbb{R}$ given by,

$$\bar{u}(x_1, x_2, \dots, x_I) = \sum_{S \subseteq \mathcal{I}} \prod_{i \in S} x_i \prod_{j \notin S} (1 - x_j) u(S).$$

Intuitively, $\bar{u}(x_1, x_2, \dots, x_I)$ corresponds to the expected value of a coalition when each player $i \in \mathcal{I}$ joins the coalition with probability x_i . Theorem 5 in [Owen \(1972\)](#) gives an alternative way to compute the Shapley value $\varphi_i(u)$ of player i in game G , namely,

$$\begin{aligned} \varphi_i(u) &= \int_0^1 \frac{\partial \bar{u}}{\partial x_i}(\tau, \dots, \tau) d\tau = \int_0^1 \sum_{S \subseteq \mathcal{I} \setminus \{i\}} \tau^{|S|} (1 - \tau)^{I - |S| - 1} [u(S \cup \{i\}) - u(S)] d\tau \\ &= \int_0^1 \mathbb{E}[u(\mathcal{E}_i(\tau) \cup i) - u(\mathcal{E}_i(\tau))] d\tau = \mathbb{E}_{\tau \sim U([0, 1])} \left[\mathbb{E}[u(\mathcal{E}_i(\tau) \cup i) - u(\mathcal{E}_i(\tau))] \right], \end{aligned}$$

where $\mathcal{E}_i(\tau)$ is a random subset of $\mathcal{I} \setminus \{i\}$, such that, each agent belongs to it with probability τ . In words, the Shapley value of player i corresponds to the expected marginal contributions of the random set $\mathcal{E}_i(\tau)$, when τ is uniformly distributed on $[0, 1]$. This brings an alternative way to use Monte Carlo to approximate the Shapley value $\varphi_i(u)$, coined Owen-Shapley, as,

$$\hat{\varphi}_i^{\text{Owen}}(u) = \frac{1}{T} \sum_{t=1}^T u(\mathcal{E}_i(\tau_t) \cup i) - u(\mathcal{E}_i^t(\tau_t)),$$

where for each $t \in \{1, \dots, T\}$, we draw τ_t independently and uniformly in $[0, 1]$ and then, create a random set $\mathcal{E}_i(\tau_t)$ by adding each agent $j \in \mathcal{I} \setminus \{i\}$ to it with probability τ_t .