

Make a graph singly connected by edge orientations

Tim A. Hartmann*

Komal Muluk†

Tuesday 6th June, 2023

Abstract

A *directed* graph D is *singly connected* if for every ordered pair of vertices (s, t) , there is at most one path from s to t in D . Graph orientation problems ask, given an *undirected* graph G , to find an orientation of the edges such that the resultant *directed* graph D has a certain property. In this work, we study the graph orientation problem where the desired property is that D is singly connected. Our main result concerns graphs of a fixed girth g and coloring number c . For every $g, c \geq 3$, the problem restricted to instances of girth g and coloring number c , is either NP-complete or in P. As further algorithmic results, we show that the problem is NP-hard on planar graphs and polynomial time solvable distance-hereditary graphs.

1 Introduction

Graph orientation problems are well-known class of problems in which given an undirected graph, the task is to decide whether we can assign a direction to each edge such that a particular desired property is satisfied on the resulting directed graph. One can ask questions like, for an undirected graph, can we assign directions to all edges such that the digraph thus formed is acyclic, or it is strongly connected, or it contains a directed Euler circuit, and many more such interesting properties. These problems are important because of the emerging field of networks designing; networks are modeled by directed graphs. Consider the problem of converting an undirected graph to a directed acyclic graph by means of such an orientation of edges. All simple graphs can be converted into directed acyclic graphs by simply considering a DFS tree on the graph and directing all edges from the ancestor to the descendant. This trivially solves the decision version of the graph orientation problem for all simple graphs.

In this work we consider ‘singly-connected’ as the desired property of the graph orientation property. A directed graph D is *singly connected* if for every ordered pair of vertices (s, t) , there is at most one path from s to t in D . For an undirected graph G , an $E(G)$ -orientation is a mapping σ that maps each edge $\{u, v\} \in E(G)$ to either of its endpoints u or v , which results into a directed graph G_σ . An $E(G)$ -orientation σ is an *sc-orientation* if G_σ is singly connected. A graph G is said to be *sc-orientable* if there exists an sc-orientation of G . Hence we study the following problem.

Problem: SC-ORIENTATION (SCO)

Input: A simple undirected graph $G = (V, E)$.

Question: Is G sc-orientable?

There has been several studies around the singly connected graphs in the literature. The problem of testing whether a graph is singly connected or not was introduced in an exercise in Cormen et al.

*CISPA Helmholtz Center for Information Security, Saarbrücken, Germany tim.hartmann@cispa.de

†RWTH Aachen University, Germany. muluk@algo.rwth-aachen.de

in [4]. Buchsbaum and Carlisle, in 1993, gave an algorithm running in time $O(n^2)$ [3]. There has been other attempts to improve this result, for example [8, 12]. For our SC-ORIENTATION problem, this means that the edge orientation σ that makes G_σ singly connected serves as an NP-certificate. Thus SCO is in NP.

Das et al. [6] studied the vertex deletion version of the problem. They asked, given a *directed* graph D , does there exist a set of k vertices whose deletion renders a singly connected graph. Alongside, they pointed a close link of the SINGLY CONNECTED VERTEX DELETION (SCVD) problem to the classical FEEDBACK VERTEX SET (FVS) problem. They argued how SCVD is a directed counterpart of FVS, which makes it theoretically important. Our problem is a natural follow-up question in this direction which looks at the graph orientation version.

In the next section we prove that if a graph has an sc-orientation, then it also has an acyclic sc-orientation. So, in addition for a graph to orient to an acyclic digraph, SC-ORIENTATION also demands the orientation to a singly connected digraph. As discussed earlier, it is trivial to find an acyclic orientation of the graph. However, in contrast to that, we prove, the additional singly connected condition makes it harder to even decide whether such an orientation exists or not.

1.1 Our Results

First, we prove that SC-ORIENTATION is NP-complete even for planar graphs. Thus the hardness also holds for all graphs restricted to girth at most 4. Complementing this result, we show that planar graphs of girth at least 5 are always sc-orientable, hence, the decision problem is trivial.

We aim to show analogous dichotomy for general graphs. As an upper bound, we show, for any graph with girth at least twice the chromatic number, the graph is sc-orientable. Hence the problem is trivially solvable for such inputs. To account for this, we study SC-ORIENTATION restricted to the graph class $\mathcal{G}_{g,c}$, the class of graphs that have girth g and chromatic number c , for some positive integers g, c . Our main result is that, for each pair $g, c \geq 3$, SC-ORIENTATION restricted to $\mathcal{G}_{g,c}$ is either NP-complete or trivially solvable. We do not pinpoint the exact boundary for the values of g and c where the transformation occurs. The approach is to compile an NP-hardness proof that solely relies upon a single no-instance of the given girth g and chromatic number c .

As further results, we provide polynomial time algorithms of SCO for a special graph class such as distance-hereditary graphs. Here, we give a concise definition of the yes-instances by forbidden subgraphs.

From the technical sides, we provide two simplifications of the problem. First, one can restrict the search for an sc-orientation to the orientations that also avoid directed cycles. Second, we show how we can assume that the input is triangle free.

In Section 2, we begin with the Preliminaries and the structural results. Section 3 shows NP-completeness of SC-ORIENTATION on planar graphs. Section 4 contains our dichotomy result. Then, Section 5 considers perfect and distance-hereditary graphs. We conclude with Section 6.

2 Notation and Technical Preliminaries

For a graph G , let $V(G)$ be its vertex set, and $E(G)$ be its set of edges. Elements in $V(G)$ are called nodes or vertices. A k -coloring of a graph G , for $k \in \mathbb{N}$, is a mapping $f: V(G) \rightarrow \{1, \dots, k\}$ such that $f(u) \neq f(v)$ if $\{u, v\} \in E(G)$. The coloring number, $\chi(G)$, of graph G is the smallest integer k such that G has a k -coloring. A graph has girth g if the length of the shortest cycle in the graph is g . By definition, a graph without any cycles has girth ∞ . Given a path $P = v_1, v_2, \dots, v_n$, we denote the length of a path to be the total number of vertices in the path. Throughout the paper

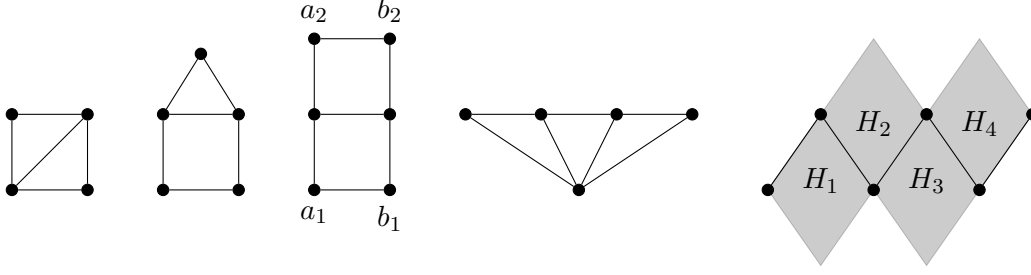


Figure 1: From left to right: a diamond, a house, a domino (a $G_{2,3}$), a gem, and a gadget for the construction of Lemma 4.4. Non-sc-orientable are the diamond, the house and hence also the gem. The domino is sc-orientable.

we consider different small graphs, typically as forbidden induced subgraphs, drawn in fig. 1. We denote the grid graph of width x and height y as $G_{x,y}$. For further reading related to the concepts in graph theory we refer reader to the book by Diestel [7].

The following technical observations are useful for our later results. The upcoming lemma shows when looking for an sc-orientation of a graph, it suffices to look for an sc-orientation that additionally avoids cycles of length greater than 3.

Lemma 2.1. *A graph G is sc-orientable if and only if there is an sc-orientation σ of G where G_σ contains no directed cycle of length ≥ 4 .*

Proof. The reverse direction is clear from the definition of sc-orientable graphs.

For the forward direction, since G is sc-orientable, let σ be any sc-orientation of G . If G_σ does not contain any directed cycle of size ≥ 4 , then we are done. Otherwise let $v_1, v_2, \dots, v_k, v_1$, $k \geq 4$ be a directed cycle C in G_σ . Let us denote the set of vertices of C by $V(C)$. Now let the orientation σ' be same as σ except the orientation of the edges (v_1, v_2) and (v_3, v_4) reversed, i.e., unlike G_σ , graph $G_{\sigma'}$ contains edges (v_2, v_1) and (v_4, v_3) . Let us refer to the set of newly oriented edges $\{(v_2, v_1), (v_4, v_3)\}$ by E' . We claim that σ' is an sc-orientation and it does not create any new directed cycle in $G_{\sigma'}$ apart from those present in G_σ .

Let us first prove that $G_{\sigma'}$ is singly connected. Assume not, and $s, t \in V(G_{\sigma'})$ be such that there are two vertex disjoint paths from s to t , P'_1 and P'_2 , in $G_{\sigma'}$. At least one of P'_1, P'_2 must use an edge from E' , otherwise P'_1 and P'_2 are present in G_σ , contradicting to the fact that G_σ is an sc-orientation. We consider the following cases:

- *Case 1:* Exactly one of P'_1, P'_2 , say P'_1 , contains vertices from $V(C)$. And P'_2 does not intersect with the vertex set $V(C)$. This implies there exists a path $P_2 = P'_2$ in G_σ . Now while tracing the path P'_1 from s to t , consider the first vertex and the last vertex on P'_1 that belongs to $V(C)$. Let the vertices be v_i and v_j respectively; there exists a path P joining v_i to v_j in the cycle C of G_σ . Then by replacing the path between v_i to v_j in P'_1 by P , we can obtain a path P_1 from s to t in G_σ . Note that $P_1 \neq P_2$, as P_1 contains vertices from $V(C)$. Thus we get two disjoint paths in G_σ , contradicting to the fact that G_σ is singly connected.
- *Case 2:* Both P'_1, P'_2 intersect $V(C)$. Assume that either $s \notin V(C)$ or $t \notin V(C)$. Then without loss of generality, consider $s \notin V(C)$. Tracing P'_1 from s to t , v_i be the first vertex that belong to $V(C)$. Similarly, while tracing P'_2 from s to t , v_j be the first vertex that belong to $V(C)$. If $v_i = v_j$, we get two paths from s to v_i in G_σ , a contradiction to σ being an sc-orientation.

Thus $v_i \neq v_j$; there exists a path P from v_i to v_j in the cycle C . In this scenario, we get two paths from v_i to v_j in G_σ , one the subpath P_2 of P'_2 from s to v_j , and another by concatenating the subpath s, \dots, v_i of P'_1 with P . Both are disjoint paths from s to v_j in G_σ , giving us a contradiction to σ being an sc-orientation. Similarly, if we assume that $t \notin V(C)$, we attain the same contradiction.

- *Case 3:* Both $s, t \in V(C)$. Note that at least one of P'_1, P'_2 , say P'_1 , contains at least one edge (u, v) such that $u \in V(C)$ and $v \notin V(C)$. Then while tracing P'_1 from s to t , consider the last vertex v_i such that P'_1 contains an edge (v_i, w) , where $v_i \in V(C)$ and $w \notin V(C)$. The vertex $v_j \in V(C)$ be such that P'_1 contains a subpath $v_i, w_1, \dots, w_n, v_j$ where $w_i \notin V(C)$ for $i \in [n]$. Then we obtain two paths from v_i to v_j in G_σ , namely $P_1 = v_i, w_1, \dots, w_n, v_j$, and P_2 can be traversed on the cycle C . Thus giving two disjoint paths from v_i to v_j in G_σ , a contradiction.

So far we have proved that σ' is an sc-orientation. To prove our claim we only need to show that the newly oriented edges from E' do not create new directed cycles in the graph $G_{\sigma'}$. Assume the contrary. If there is a new cycle C' in $G_{\sigma'}$ that was not present in G_σ , then this cycle must include an edge from E' . If C' contains only one edge from E' , say (v_2, v_1) , then there is a path from v_1 to v_2 in G_σ which does not contain the edge (v_1, v_2) , thus creating two disjoint paths in G_σ , a contradiction.

Now if C' contains both the edges from E' , namely (v_2, v_1) and (v_4, v_3) , then let $C' = v_2, v_1, w_1, w_2, \dots, w_i, v_4, v_3, w_{i+1}, \dots, w_j, v_2$. Note that the vertices $w_1, w_2, \dots, w_j \notin \{v_1, v_2, v_3, v_4\}$. Thus in this case, we get two paths from v_1 to v_4 , namely v_1, v_2, v_3, v_4 and $v_1, w_1, w_2, \dots, w_i, v_4$ in G_σ . This concludes the proof because each time we encounter a directed cycle of size ≥ 4 , we can reduce the number of directed cycles by at least 1. □

Further, we can remove triangles from the input graph unless it contains a diamond or a house as an induced subgraph. It is easy to see, if a graph G contains a diamond or a house graph as an induced subgraph, then G is not sc-orientable.

Lemma 2.2. *Let a (diamond, house)-free graph G contain a triangle uvw . Then G has an sc-orientation, if and only if G' , resulting from G by contracting the edges in uvw , has an sc-orientation.*

Proof. We contract the triangle uvw in G to a single vertex in G' . Let z be that single vertex in G' .

(\Rightarrow) Let σ be an sc-orientation of G ; the triangle uvw obtains a cyclic orientation in G_σ . We show that then σ' is an sc-orientation of G' where σ' is defined as follows:

$$\sigma'(\{x, y\}) = \begin{cases} \sigma(\{x, y\}), & \text{if } x, y \neq z, \\ \sigma(\{x, z'\}), & \text{if } y = z \text{ and } \{x, z'\} \in E(G) \text{ where } z' \in \{u, v, w\}. \end{cases}$$

Note that since G is a diamond-free graph, an edge $xz \in E(G')$ implies there is a unique $y \in \{u, v, w\}$ such that $xy \in E(G)$. Now, for the sake of contradiction, assume that σ' is not an sc-orientation, and there are two internally vertex disjoint s, t -paths $P'_1 = x_0, x_1, x_2, \dots, x_{m-1}, x_m$, and $P'_2 = y_0, y_1, y_2, \dots, y_{n-1}, y_n$ for some $s = x_0 = y_0, t = x_m = y_n \in V(G')$. Then either $z \in \{s, t\}$, or z belongs to exactly one of P'_1, P'_2 ; if z does not belong to either of the paths, then P'_1, P'_2 are present in G_σ giving us a contradiction. If $z \in \{s, t\}$ (say $z = s$), then there exist arcs $(a, x_1), (b, y_1)$ in G_σ where $a, b \in \{u, v, w\}$. We thus obtain two a, t -paths, or two b, t -paths depending on the orientation of the edges of triangle uvw in G_σ .

Now, if z belongs to only one path, say z belongs to P'_1 . Assume $z = x_i$. Then there are vertices $a, b \in \{u, v, w\}$, such that the arcs $(x_{i-1}, a), (b, x_{i+1})$ belongs to G_σ . Let P be an a, b -path obtained

by traversing the edges of triangle uvw of G_σ . Then $P_1 = s, \dots, x_{i-1}, P, x_{i+1}, \dots, t$, and $P_2 := P'_2$ are disjoint s, t -paths in G_σ , hence a contradiction.

(\Leftarrow) Let σ' be an sc-orientation of G' . With the help of Lemma 2.1 we assume that $G'_{\sigma'}$ does not contain a directed cycle of length at least 4. We then show that σ is an sc-orientation of G where σ is obtained from σ' , and for the edges of the triangle uvw it orients the edges to obtain a cyclic triangle. Assume the contrary, there are two internally vertex disjoint s, t -paths P_1, P_2 in G_σ for some $s, t \in V(G)$. At least one of P_1, P_2 contains vertices from the set $\{u, v, w\}$. Then we distinguish among the following cases:

- Consider that at most one path of P_1, P_2 goes through the vertices of the triangle uvw . Say only $P_1 = s, v_1, \dots, v_k, t$ does so, and let the first and last vertices in $P_1 \cap \{u, v, w\}$ be v_i and v_j respectively. Note that $s, t \notin \{u, v, w\}$. Then let $P'_2 := P_2$ and P'_1 be same as P_1 but where the subpath v_i, \dots, v_j is replaced by the vertex z in $G'_{\sigma'}$. Then P'_1, P'_2 are disjoint s, t -paths in $G'_{\sigma'}$, a contradiction.
- Now consider if both paths P_1, P_2 traverse through the vertices of the triangle uvw . However, we assume that $s, t \notin \{u, v, w\}$. Then v_{i_1}, v_{i_2} be the corresponding first vertices of P_1, P_2 that belongs to $\{u, v, w\}$. Path P'_1 be the subpath of P_1 from s to v_{i_1} ($= z$ in G'), and P'_2 be the subpath of P_2 from s to v_{i_2} ($= z$ in G'). We obtain two disjoint s, z -paths in $G'_{\sigma'}$.
- Given that P_1, P_2 both traverse through the triangle, we further assume that exactly one of s, t (say s) belongs to $\{u, v, w\}$. Here $t \notin \{u, v, w\}$. Let v_{j_1} be the last vertex of P_1 such that $v_{j_1} \in \{u, v, w\}$. Similarly, v_{j_2} be the last vertex of P_2 such that $v_{j_2} \in \{u, v, w\}$. Then $P'_1 = v_{j_1}$ ($= z$ in G'), \dots, t , and $P'_2 = v_{j_2}$ ($= z$ in G'), \dots, t are disjoint z, t -paths in $G'_{\sigma'}$. Thus we get a contradiction.
- It remains to consider that $\{s, t\} \subseteq \{u, v, w\}$. Since uvw form a directed cycle in G_σ , at least one of the paths P_1, P_2 , say P_1 , visits vertices not in $\{u, v, w\}$. Let v_1, v_2, \dots, v_i be a subpath of P_1 where $v_1, v_i \in \{u, v, w\}$ and $v_2, \dots, v_{i-1} \notin \{u, v, w\}$. Because G is diamond- and house-free, $i \geq 5$. Then $G'_{\sigma'}$ contains a directed cycle $z, v_2, \dots, v_{i-1}, z$ of length at least 4. A contradiction to our initial assumption that $G'_{\sigma'}$ does not contain any directed cycle of length at least 4.

Since all cases led to a contradiction, G_σ must be singly connected. \square

3 NP-hardness on Planar Graphs

This section derives NP-hardness of SC-ORIENTATION on planar graphs. As observed in the section 1, SC-ORIENTATION is in NP. To show hardness, we give a reduction from a variant (to be shortly defined) of the PLANAR 3-SAT problem. Given a 3-SAT formula ϕ , a *variable-clause graph* is a graph obtained by taking variables and clauses representatives as the vertex set, and the edge set contains an edge between a variable-clause pair if the variable appears in the clause. We use the variant of 3-SAT where there is a planar embedding of the variable-clause graph, in which there are some additional edges (only connecting clause nodes) which form a cycle traversing through all clause nodes. We denote this cycle as *clause-cycle*, and the problem as CLAUSE-LINKED PLANAR 3-SAT. Kratochvíl et al. proved the NP-hardness of CLAUSE-LINKED PLANAR 3-SAT [13].

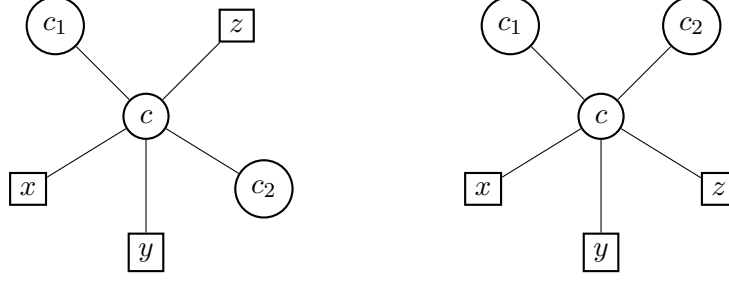


Figure 2: Type 1 (left) and type 2 (right) of clause nodes according to their neighbourhoods in the planar embedding Π of $G_\eta(\phi)$.

Problem: CLAUSE-LINKED PLANAR 3-SAT

Input: A boolean formula ϕ with clauses $C = \{c_1, \dots, c_m\}$ and variables $X = \{v_1, \dots, v_n\}$, and a planar embedding of the variable-clause graph together with a clause-cycle.

Question: Is ϕ satisfiable?

Theorem 3.1. *SC-ORIENTATION is NP-complete even for planar graphs.*

Proof. Our idea is to take the given planar embedding, and use this as a backbone for our construction. Let η be an ordering of clause nodes such that the clause-cycle traverses through C as per the ordering η . Let the given planar embedding be Π , and the underlying graph be $G_\eta(\phi)$. For the reduction, we define a clause gadget and a variable gadget to replace the clause nodes and variable nodes in Π . To begin with, let us start with the following interesting graph structure:

Ladder. The domino (the 2×3 -grid graph, see fig. 1), has exactly two possible sc-orientations. If we fix the orientation of one edge, all orientations of the domino are fixed up to singly-connectedness (every vertex becomes either a sink or a source for the domino). Specifically, we are interested in the following properties regarding the bottom edge $\{a_1, b_1\}$ and the top edge $\{a_2, b_2\}$:

- (1) $(a_1, b_1), (a_2, b_2)$ are *coupled*, that is, for every sc-orientation σ , either $\sigma(\{a_x, b_x\}) = b_x$ for $x \in \{1, 2\}$, or $\sigma(\{a_x, b_x\}) = a_x$ for $x \in \{1, 2\}$,
- (2) there is an sc-orientation without any directed path from $\{a_1, b_1\}$ to $\{a_2, b_2\}$.

Since the directions of coupling edges matter, we refer to them as ordered pairs, for example, edge $\{a, b\} \in E(G)$ becomes (a, b) or (b, a) . The coupling property is transitive, in the sense that, when we take 2 dominos and identify the top edge of one to the bottom edge of another (forming a 2×5 -grid), the very top and the very bottom edges are also coupled. Further extrapolation can be made to form a *ladder* (a $2 \times n$ -grid). Additionally, the bottom and the middle edges of a domino are in the reverse direction in every sc-orientation. Hence they are the *reverse-coupled* edges. The coupling property of dominos helps us attach as many 4-cycles as we want to a ladder without affecting the two possible sc-orientations of the structure. Let us call the ladder with the additional 4-cycles an *extended ladder* (\mathcal{L}). For our reference, let us call the bottom of the ladder the 0^{th} -step. Let us call the set of edges which are coupled with the 0^{th} -step by *even edges*, and the set of reverse-coupled edges by *odd edges*. All in all, if we fix the orientation of the 0^{th} -step, the orientation of the whole ladder is fixed up to an sc-orientation. Let us construct a large enough extended ladder \mathcal{L}_U , we call this the universal ladder.

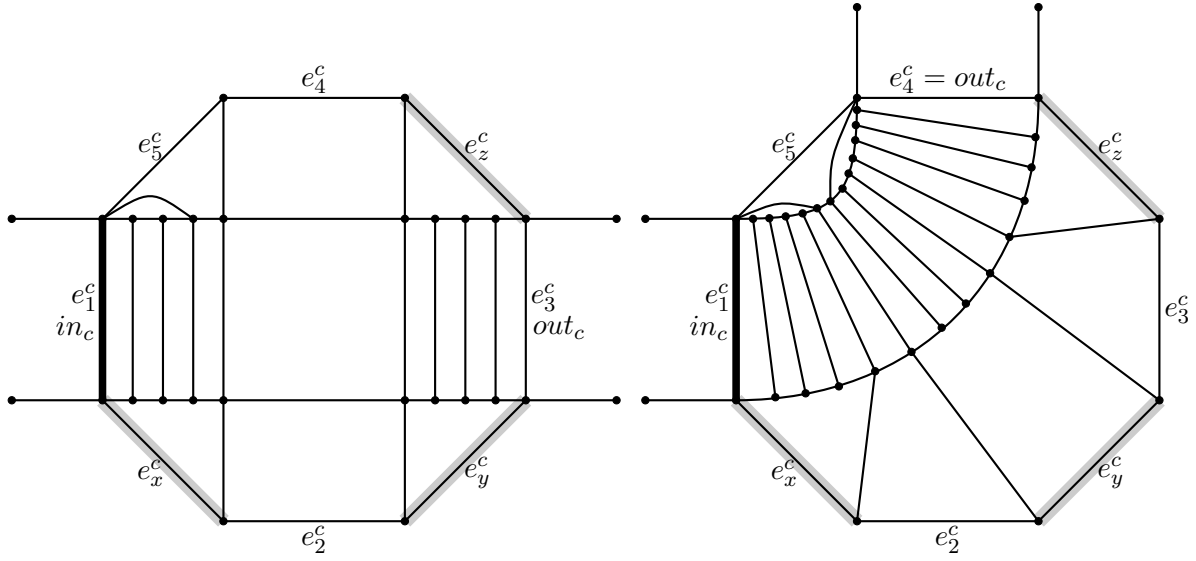


Figure 3: Clause gadget for type 1 (left) and type 2 (right)

Clause gadget. In the planar embedding Π , each clause node c is adjacent to three variable nodes, say x, y, z , and two more clause nodes, say c_1 and c_2 . There are two types in which c can be surrounded by nodes x, y, z, c_1, c_2 in Π : only two variables appear together on one side of the clause-cycle, or all three variables appear consecutively on one side of the clause cycle, see fig. 2. For a replacement to these two types of configurations, we define two different clause gadgets (see fig. 3). For $c \in C$, the basic structure of the clause gadget G_c includes an 8-cycle which contains 3 edges e_x^c, e_y^c , and e_z^c (corresponding to x, y , and z), and five generic edges $e_1^c, e_2^c, e_3^c, e_4^c, e_5^c$. In addition, the universal ladder \mathcal{L}_U passes through the gadget as shown in fig. 3. For each of the two types of clause gadgets, we distinguish two edges of the clause gadget from where the universal ladder enters and exits by the notations in_c and out_c respectively.

Variable gadget. Each variable node x in Π is replaced by a sufficiently large ladder-cycle \mathcal{LC}_x , see fig. 4. The bold edges in fig. 4 correspond to the 0^{th} -steps of \mathcal{LC}_x . The orientation of all 0^{th} -steps in \mathcal{LC}_x can either be clockwise or anticlockwise in an sc-orientation of the graph. This is because of the cyclic ladder formed in the gadget. The two types of orientations are in one-to-one correspondence with the two boolean assignments of the variable in the 3-SAT formula.

Construction. We make the following replacements while constructing our input graph G of SCO from the planar embedding Π given in the input of the CLAUSE-LINKED PLANAR 3-SAT problem:

- Replace each clause node c in Π by a clause gadget G_c in G .
- Replace each variable node x in Π by a variable gadget \mathcal{LC}_x in G .
- Replace each edge $\{x, c\}$ in Π by extending a ladder from the variable gadget \mathcal{LC}_x to the edge e_x^c of the clause gadget G_c . If \bar{x} appears in C , then we identify an odd step of \mathcal{LC}_x to e_x^c . If x appears in c , then we identify an even step of \mathcal{LC}_x to the corresponding edge e_x^c .
- For a $\{c_i, c_j\}$ edge in Π , where c_i appears before c_j in η , we identify the dangling edges next to out_{c_i} to that of the dangling edges next to in_{c_j} while maintaining the planarity. Moreover, let us fix the 0^{th} -step of the universal ladder \mathcal{L}_U to be the in_{c_1} edge of the clause gadget G_{c_1} .

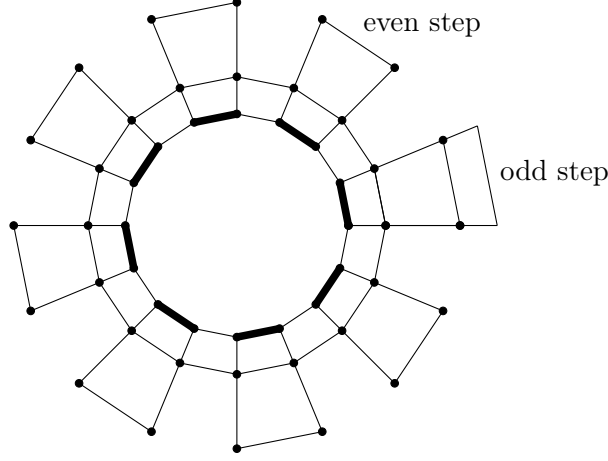


Figure 4: Variable gadget (the laddercycle \mathcal{LC}_x)

Note that all clause and variable gadgets are planar, and the edge replacements by ladder also maintains the planarity of the resulting graph. As per our construction of the clause gadgets, for each structure G_c , the in_c and out_c edges together are either oriented clockwise or anti-clockwise in every sc-orientation of $G_\eta(\phi)$. Moreover, all the in_c edges are oriented in one direction for all $c \in C$, and all the out_c edges are oriented in the other direction. If we fix the orientation of the 0^{th} -step of \mathcal{L}_U , it fixes the orientation of all edges associated with \mathcal{L}_U and consequently fixes the orientation of the in_c and out_c edges for all $c \in C$. It also fixes the orientation of all generic edges in G_c for all $c \in C$. We remain to prove that the CLAUSE-LINKED PLANAR 3-SAT instance is a yes-instance if and only if the corresponding constructed instance of the SC-ORIENTATION problem is a yes-instance.

Correctness of the NP-hardness reduction. As per our construction of the clause gadgets, for each structure G_c , the in_c and out_c edges together are either oriented clockwise or anti-clockwise in every sc-orientation of $G_\eta(\phi)$. Moreover, all the in_c edges are oriented in one direction for all $c \in C$, and all the out_c edges are oriented in the other direction. If we fix the orientation of the 0^{th} -step of \mathcal{L}_U , it fixes the orientation of all edges associated with \mathcal{L}_U and consequently fixes the orientation of the in_c and out_c edges for all $c \in C$. It also fixes the orientation of all generic edges in G_c for all $c \in C$. We now prove that the CLAUSE-LINKED PLANAR 3-SAT instance is a yes-instance if and only if the corresponding constructed instance of the SC-ORIENTATION problem is a yes-instance.

(\Rightarrow) Let $\Gamma : X \rightarrow \{0, 1\}$ be an assignment of variables in X such that ϕ is satisfied. Let us fix the orientation of the 0^{th} -step of \mathcal{L}_U such that for $c \in C$, the (in_c, out_c) pairs are oriented anticlockwise. We orient the 0^{th} -steps of \mathcal{LC}_x anticlockwise if $\Gamma(x) = 1$, and clockwise if $\Gamma(x) = 0$. We claim the resulting digraph D thus formed is singly connected. Note that, according to our construction, for an sc-orientation, the 0^{th} -step of \mathcal{L}_U , and the 0^{th} -steps of $\mathcal{LC}_x, x \in X$, influence the orientation of all other edges in $G_\eta(\phi)$. Thus, the only possibility of forming two paths between a pair of vertices is in the clause gadgets—through paths $P_1 = e_x^c$ and $P_2 = e_1^c, e_2^c, e_y^c, e_3^c, e_z^c, e_4^c$. To avoid path P_2 , at least one edge in $\{e_x^c, e_y^c, e_z^c\}$ has to be oriented in the reverse direction to that of the generic edges in the path. This always happens because one of $\{x, y, z\}$, say x satisfies c , and hence according to the construction e_x^c gets the reverse direction. All other undirected cycles in G contain at least 2 ladder vertices each with 2 ladder edges incident on it. Thus they are either sinks or sources in the cycle. Hence, due to Lemma 2.1, we know that there are no two directed paths forming in this cycle. This results into an sc-orientation D of G .

(\Leftarrow) If G is a yes-instance of SC-ORIENTATION, then for each clause gadget, there is at least one variable edge, say e_x^c , that is oriented in the opposite direction to that of the edges $e_1^c, e_2^c, e_3^c, e_4^c$; this avoids formation of two disjoint paths between a pair of vertices in the clause gadget. The orientation of all variable edges, e_x^c, e_y^c, e_z^c , depend on their respective variable-gadgets. In the sc-orientation of G , consider the orientation of the universal ladder, that is the orientation of (in_{c_1}, out_{c_1}) pair, and the orientations of the 0^{th} -steps of the variable-cycles. If the orientations of \mathcal{L}_U and \mathcal{L}_{C_x} are the same, then assign value $\Gamma'(x) = 1$, otherwise assign $\Gamma'(x) = 0$. We claim, the resulting assignment Γ' is a satisfying assignment of ϕ . Note that each variable is either set to 1 or 0 in Γ' . Moreover, for each clause $c \in C$, there is at least one literal $x \in c$ which avoids the formation of paths P_1 and P_2 . The corresponding literal which prevents this multi-paths is set to 1 in Γ' , and hence each clause of ϕ is satisfied by assignment Γ' . \square

4 Girth and Coloring Number

Notably the NP-hardness reduction so far heavily relied on a cycle of length 4, as part of a ‘ladder’. Hence the constructed graphs have girth 4. We recall the *girth* of a graph is the length of its shortest cycle. Can we extend this result to girth 5 graphs or for graphs of even higher girth?

4.1 Upper Bounds

The NP-hardness proof cannot be extended to planar graphs of girth 5, since such graphs are always sc-orientable.

Lemma 4.1. *Planar graphs with girth at least 5 are sc-orientable.*

Proof. We show an even stronger statement: Every near-bipartite graph G of girth at least 5 is sc-orientable. A graph is *near-bipartite* if it has an independent feedback vertex set; that is $V(G)$ can be partitioned into I, F such that I is independent and F is a forest. Then the claim about planar graphs follows due to the fact that planar graphs of girth at least 5 are near-bipartite [2].

Let I, F be a partition of $V(G)$ such that $G[I]$ is independent and $G[F]$ is a forest. Orient all edges that are incident to I away from I ; hence all the vertices in I are sources. Fix a coloring of $G[F]$ with colors $\{1, 2\}$. Orient every edge in $G[F]$ towards the vertex with color 2; hence all vertices in color class 2 are sinks. Let the directed graph thus formed be D .

We claim that D is singly connected. Assuming otherwise, let the vertices $s, t \in V(D)$ be connected by two disjoint paths P_1, P_2 . Since P_1, P_2 form a cycle in the underlying graph and G has girth 5, at least one of P_1, P_2 , say P_1 , has length at least 3. Let s, v_1, v_2, v_3 be the first 4 vertices of P_1 . Note that $v_1, v_2 \notin I$, because both have an incoming edge. Thus exactly one of v_1 or v_2 belongs to color class 2 in $G[F]$. Hence one of v_1, v_2 is a sink, contradicting to the existence of path P_1 . Thus D is singly connected, and G is sc-orientable. \square

Also, for general graphs, if the girth is at least twice the coloring number, the graph is sc-orientable.

Theorem 4.2. *Let $\text{girth}(G) \geq 2\chi(G) - 1$. Then G is sc-orientable.*

Proof. Consider a proper vertex-coloring $c : V(G) \rightarrow \{1, \dots, |\chi(G)|\}$. Let σ be an orientation which orients each edge $\{u, v\}$ to the vertex which corresponds to the higher color class, that is, to $\arg\max_{w \in \{u, v\}} c(w)$. We claim that G_σ is singly connected. Assuming the contrary, there are $s, t \in V(G)$ with disjoint s, t -paths P_1, P_2 . Then P_1, P_2 form a cycle of length at least $\text{girth}(G) \geq 2|\chi(G)| - 1$. At least one of the paths, say P_1 , consists of $> \chi(G)$ vertices. Then there are vertices

u, v on path P_1 with the same color. Without loss of generality say u appears before v in P_1 . To form an s, t -path the successor of u on path P_1 must have a higher color than u and so on. Thus a later vertex v with the same color contradicts that P_1 is an s, t -path. \square

As a remark, by Grötzsch's Theorem every planar graph of girth at least 4 is 3-colorable [10]. Hence, Lemma 4.1 also follows from Theorem 4.2.

4.2 The Dichotomy

We do not know whether there even exists a graph of girth at least 5 that is not sc-orientable. Intriguingly, however, we do not need to answer this question to follow a dichotomy between the P-time and NP-completeness. That is, for every $g, c \geq 3$, SC-ORIENTATION when restricted to graphs of girth g and coloring number c is either NP-complete or trivially solvable. Let the class of graphs of girth g and chromatic number c be $\mathcal{G}_{g,c}$. Our proof does not pinpoint the exact boundary between P-time and NP-completeness. We only know, for a fixed c , there is some upper bound g' for the values of g such that the hardness is only unclear on $\mathcal{G}_{g,c}$, where $g < g'$. See Theorem 4.2. Moreover, we showed in Section 3, the NP-hardness on $\mathcal{G}_{g,c}$ for $g = 3, 4$. The key ingredient for our dichotomy result is to compile an NP-hardness proof that only relies upon a single no-instance of a certain girth g and coloring number c .

The main building block of our construction is a *coupling gadget*. It is a graph that couples the orientation of two special edges but that does *not* enforce a coloring depending on the orientation. An sc-orientable graph H with special edges $\{a_1, b_1\}, \{a_2, b_2\} \in E(H)$ is a *coupling gadget* on $(a_1, b_1), (a_2, b_2)$ if

- (1) $(a_1, b_1), (a_2, b_2)$ are *coupled*, that is, for every sc-orientation σ , either $\sigma(\{a_x, b_x\}) = b_x$ for $x \in \{1, 2\}$, or $\sigma(\{a_x, b_x\}) = a_x$ for $x \in \{1, 2\}$,
- (2) there is an sc-orientation without any directed path from $\{a_1, b_1\}$ to $\{a_2, b_2\}$, and
- (3) there are two $\chi(H)$ -colorings f, f' of H such that $f(a_1) = f(a_2)$, $f(b_1) = f(b_2)$ and $f'(a_1) = f'(b_2)$, $f'(b_1) = f'(a_2)$.

For example, $G_{2,3}$ ladder (which we use for Theorem 3.1) satisfies only properties (1) and (2). In turn, $G_{2,4} \cup K_3$ is a coupling gadget.

Lemma 4.3. *For every $g, c \geq 3$, there is an sc-orientable graph $G \in \mathcal{G}_{g,c}$.*

Proof. We know that there is at least one graph $G_{g',c}$ of girth g' and chromatic number c , see [9]. When $g = g' \geq 2c - 1$, Theorem 4.2 yields that $G_{g,c}$ is sc-orientable. For $g = g' < 2c - 1$, the graph, $G_{2c-1,c} \cup C_g$, is sc-orientable; it has girth g and chromatic number c . \square

Lemma 4.4. *For $g \geq 3$, $c \geq 4$, there is a non-sc-orientable graph $G \in \mathcal{G}_{g,c}$, if and only if there is a coupling gadget $H \in \mathcal{G}_{g,c}$.*

Proof. (\Rightarrow) Consider a non-sc-orientable graph $G \in \mathcal{G}_{g,c}$. We want to assume that G contains at least one edge $\{u, v\}$ such that subdividing $\{u, v\}$ yields an sc-orientable graph. If that is not the case, pick an edge $\{u, v\}$ and consider the graph G' resulting from graph G where $\{u, v\}$ is subdivided into a path uwv . To assure termination, initially assume all edges unmarked, and consider subdividing an unmarked edge $\{u, v\}$ before considering any marked edges. Whenever an edge $\{u, v\}$ is subdivided, mark the new edges $\{u, w\}$ and $\{w, v\}$. The procedure terminates at the latest when all edges are marked since then the resulting graph is bipartite and hence trivially sc-orientable. Each above step does not decrease the girth and does not increase the coloring number.

Now, let H' consists of a copy of G where edge $\{u, v\}$ is subdivided resulting in a path uwv such that H' has an sc-orientation σ . Note that $\text{girth}(H') \geq \text{girth}(G)$. Crucially, σ couples edges (u, w) and (w, v) , meaning it orientates $\{u, w\}, \{w, v\}$ either both away from w or both towards w . To see this, assume an sc-orientation σ' that, up to symmetry, has $\sigma'(\{u, w\}) = w$ and $\sigma'(\{w, v\}) = v$. Then σ' extended with $\sigma'(\{u, v\}) = v$ forms an sc-orientation of G , despite it being non-sc-orientable. Thus indeed edges $(u, w), (v, w)$ are coupled.

To construct H , we introduce four copies H_1, H_2, H_3, H_4 of H' naming their vertices with subscript 1, 2, 3, 4 respectively. We identify the vertices w_1, u_2 and vertices v_1, w_2, u_3 and vertices v_2, w_3, u_4 and vertices v_3, w_4 ; see the gadget in fig. 1. (Eventually our graph H results from adding another sc-orientable graph from $\mathcal{G}_{g,c}$, which we can ignore for now.) By the transitivity of the coupled edges in H_1, H_2, H_3, H_4 , we have $(u_1, w_1), (w_4, v_4)$ coupled, showing Property 1. In particular, combining sc-orientations of H_1, H_2, H_3, H_4 that agree on the orientation of the edges on the path $P = u_1, u_2, u_3, u_4, w_4, v_4$ (which have to be alternately orientated), yields existence of an sc-orientation. To show Property 2, consider any sc-orientation σ . Up to symmetry, σ has the edges on P oriented towards w_1 and w_3 . Then G_σ contains no directed path from u_1 to v_1 , since this would imply two distinct u_1, w_1 -paths. Similarly, there is no directed path between u_2, v_2 , and we conclude that H satisfies Property 2.

Finally, we state colorings f and f' with colors $\{1, \dots, \chi(H')\}$ that show Property 3. It suffices to define the coloring of the vertices on the path P , as long as each three consecutive vertices have pairwise distinct colors. Then each remaining un-colored component C is attached to two vertices $x, y \in V(P)$ in distance two on P , where $G[C \cup \{x, y\}]$ is a copy of H' and hence can be $\chi(G)$ -colored when the color of x, y is already fixed. To obtain a coloring f , let P be colored 1, 2, 3, 4, 1, 2, and in order to obtain a coloring f' , let P be colored 1, 2, 3, 4, 2, 1. Here we use that $c \geq 4$.

So far, the coloring number did not increase as the coloring f and f' demonstrate. Also the girth does not decrease since every chordless cycle is contained in a copy of H' . In order to ensure $H \in \mathcal{G}_{g,c}$, for the final construction step, let H be the disjoint union of two graphs, H and $G_{g,c}$, where $G_{g,c} \in \mathcal{G}_{g,c}$. Since $G_{g,c}$ forms its own component, it does not interfere with the properties (1)-(3) observed so far. Thus H is a coupling gadget on (u_1, w_1) and (w_4, v_4) .

(\Leftarrow) Let $H \in \mathcal{G}_{g,c}$ be a coupling gadget on (a_1, b_1) and (a_2, b_2) . Let $g' \in \{g, g+1\}$ be odd. We construct G from g' copies of H , denoted as $H^1, \dots, H^{g'}$. Essentially we glue the coupling gadgets together at their coupled edges in a cycle while introducing a final ‘twist’ of the coupling edges. The graph G result from identifying a_2^i, a_1^{i+1} and identifying b_2^i, b_1^{i+1} for $i \in \{1, \dots, g' - 1\}$, and identifying $a_2^{g'}, b_1^1$ and identifying $b_2^{g'}, a_1^1$. We further add an sc-orientable graph $G_{g,c} \in \mathcal{G}_{g,c}$ to our construction. Such a graph always exists because of Lemma 4.3. Since g' is odd, not all (a_1^i, b_1^i) and (a_2^i, b_2^i) for $i \in \{1, \dots, g'\}$ can be coupled to obtain an sc-orientation of G . Thus G is not sc-orientable.

Graph G has the same girth as H , since any chordless cycle either has length $\geq g'$ or is contained in a copy of H . Also we can color G with c colors using the c -colorings f, f' of Property 3. We use f to color H^i with $f(a_1^i) = f(a_2^i)$ and $f(b_1^i) = f(b_2^i)$, for $i \in \{1, \dots, g' - 1\}$. Finally, we use the c -coloring f' to color $H^{g'}$ which then agrees on the coloring of the vertices shared with H^1 and shared with $H^{g'-1}$. \square

Theorem 4.5. *For $g, c \geq 3$, SC-ORIENTATION restricted to the graphs in $\mathcal{G}_{g,c}$ is either NP-complete or trivially solvable.*

Proof. Consider fixed $g, c \geq 3$. If all graphs in $\mathcal{G}_{g,c}$ are sc-orientable, then an algorithm may always answer ‘yes’ to decide whether they are sc-orientable. If not, there exists at least one no-instance of SC-ORIENTATION in $\mathcal{G}_{g,c}$. In this case, we claim, it is NP-hard to decide whether an arbitrary

graph in $\mathcal{G}_{g,c}$ is sc-orientable. Lemma 4.4 derives a coupling gadget $H \in \mathcal{G}_{g,c}$ when the problem is not trivial on $\mathcal{G}_{g,c}$.

In order to prove the NP-hardness claim, we draw ideas from the NP-hardness construction given in Theorem 3.1. Recall, in Theorem 3.1, each clause gadget consists of a cycle which has generic edges and variable edges. Moreover, the orientation of generic-edges and variable-edges are fixed once we fix the orientation of the 0^{th} -steps of the universal ladder and the variable-gadgets respectively. Let σ be such a fixed orientation. Note that, σ is not an sc-orientation if and only if there is a clause gadget whose all variable-edges are oriented in the same direction as that of edge e_1^c , and thus forming two disjoint paths in the cycle. We exploit this property of the clause gadget.

Adaptation to the NP-hardness construction in Theorem 3.1:

- We construct an even length clause-gadget of size at least g . Let $g' \in \{g, g+1\}$ be odd. Update the construction of clause-gadget in Theorem 3.1, and replace the edge e_2^c by a set of edges $\{e_{2_1}^c, e_{2_2}^c, \dots, e_{2_{g'}}^c\}$. The length of the clause-cycle in the clause-gadget is at least g . Moreover, there exists a 2-coloring of the vertices of each clause-cycle.
- The universal ladder and the variable-gadgets (in this case, the variable-ladders) each consists of plenty of copies of the coupling gadgets $H \in \mathcal{G}_{g,c}$ stacked on each other such that each pair of consecutive coupling gadgets share a unique coupled edge. Let us refer these unique edges as the steps of the ladder.
- According to Property 2, the coupling-edges (a_1, b_1) and (a_2, b_2) of a coupling-gadget are disjoint. Thus one can introduce a coupling gadget between a pair of disjoint edges to make them coupled. Note that for an arbitrary edge $\{a, b\}$, we can couple (a', b') with (a, b) , or (b, a) . The latter is simply done by introducing a twist in the graphical representation of the structure. Moreover, to avoid short cycles of length less than g , we can do the coupling by introducing a stack of g many coupling gadgets instead of one coupling gadget between a pair of disjoint edges. Let us say (a', b') is coupled with (a, b) , and (a', b') is reverse-coupled with (b, a) . Using this idea, we connect all the generic edges of the clause-gadgets to the universal ladder. We couple e_1^c, e_3^c, e_4^c and $e_{2_1}^c, e_{2_2}^c, \dots, e_{2_{g'}}^c$, and reverse-couple the edge e_5^c with the steps of the universal ladder.
- Similarly, we couple variable-edges with the steps of their respective variable ladders. We couple e_x^c with the variable ladder if $x \in c$, else we reverse-couple e_x^c with the variable ladder if $\bar{x} \in c$.

Correctness of the construction: The constructed instance of the SC-ORIENTATION problem indeed has girth g . This is because, since the coupling gadget H belongs to class $\mathcal{G}_{g,c}$, the universal ladder and the variable gadget have girth g , and the clause-cycle has length at least g . In addition we maintain distance at least g between an edge of the clause-gadget and an edge of a (universal/variable) ladder. We claim that the constructed instance has chromatic number c . Each clause-gadget can be colored with colors $\{1, 2\}$. We color each step of the ladders also with colors $\{1, 2\}$. It remains to extend this coloring to the internal vertices of each coupling-gadget. This is possible because of Property 3 of the coupling gadgets: There exists two $\chi(H)$ -colorings f, f' of the coupling gadget H such that $f(a_1) = f(a_2)$, $f(b_1) = f(b_2)$ and $f'(a_1) = f'(b_2)$, $f'(b_1) = f'(a_2)$. Hence each coupling-gadget has a coloring using f or f' that respects the prescribed coloring. Also, note that the coupling gadget H itself cannot be colored with less than c colors, hence the chromatic number of the entire graph is c .

The proof of Theorem 3.1 has been adapted in this settings in a way that the rest of the arguments about the correctness of the construction follow as it is. Thus we conclude our proof here. \square

5 Perfect Graphs

This section considers perfect graphs. First we show that the NP-hardness proof from Theorem 3.1 can be adapted to perfect graphs. Then later we study the distance-hereditary graphs as a special case.

We modify our NP-hardness reduction from Theorem 3.1 as follows: In the reduced instance, for each edge $e = \{u, v\}$, introduce two new vertices w_e and w'_e . Delete edge e , and instead add edges such that there is a path uw_ev , and a triangle $uw_e w'_e$.

Then according to Lemma 2.2, the modified instance is equivalent to the original instance in the sense that the modified graph is sc-orientable if and only if the originally constructed graph is sc-orientable. Further, the modified graph is 3-colorable and has a maximum clique of size 3; hence it is perfect. From this we conclude the following result.

Theorem 5.1. *SC-ORIENTATION is NP-hard even for perfect graphs.*

5.1 Distance-Hereditary Graphs

Now we derive two classifications of the distance hereditary graphs that are sc-orientable. One way is to simply restrict the recursive definition to (locally) avoid a diamond subgraph. The second is a concise classification by forbidden subgraphs.

A graph is *distance hereditary* if it can be constructed starting from a single isolated vertex with the following operations [1]: a *pendant* vertex to $u \in V(G)$, that is, add a vertex v and edge $\{u, v\}$; *true twin* on a vertex $u \in V(G)$, that is, add a vertex v with neighborhood $N(v) = N(u)$ and edge $\{u, v\}$; *false twin* on a vertex $u \in V(G)$, that is, add a vertex v with neighborhood $N(v) = N(u)$.

We denote a graph as *strongly distance hereditary* if it can be constructed from a single isolated vertex with the following restricted operations:

- a pendant vertex to $u \in V(G)$;
- true twin on a vertex $u \in V(G)$, restricted to u where $|N(u)| = 1$; and
- false twin on a vertex $u \in V(G)$, restricted to u where $N(u)^2 \cap E(G) = \emptyset$.

Observe that the forbidden operations would immediately imply a diamond as a subgraph. Thus every distance hereditary graph that has an sc-orientation must be strongly distance hereditary. Now, we show also the converse is true.

Theorem 5.2. *The sc-orientable distance hereditary graphs are exactly the strongly distance hereditary graphs. They can be recognized in polynomial time.*

Proof. As discussed, it remains to show that every strongly distance hereditary graph indeed allows an sc-orientation. We show the following property for strongly distance hereditary graph G :

- Every 2-vertex connected component is bipartite or a triangle.

This property implies that G is sc-orientable, since G decomposes into bipartite graphs and triangles, which are positive base cases of our decomposition. Checking this property is possible polynomial time. To specifically check for strongly distance hereditaryness, an additional test of whether G is distance hereditary suffices; this is possible in linear time [5, 11].

It remains to show the above property. An isolated vertex is a bipartite graph. We proceed inductively: (Let G' below be the graph resulting from an operation)

- A pendant v to vertex $u \in V(G)$: The 2-vertex connected components of G' are those of G and $\{v\}$. Component $\{v\}$ is bipartite, and components of G remain bipartite or a triangle.
- True twins, for a vertex $u \in V(G)$ if $|N(u)| = 1$: Let $N(u) = \{w\}$. The 2-vertex connected components of G' are $\{u, v, w\}$ and those of G . Component $\{u, v, w\}$ is a triangle, and components of G remain bipartite or a triangle.
- False twins, for a vertex $u \in V(G)$, where $N(u)^2 \cap E(G) = \emptyset$: Let \mathcal{C} be the 2-vertex connected components of G . Let u be a part of a 2-vertex connected component $C \in \mathcal{C}$. Note that C is not a triangle since $N(u)^2 \cap E(G) = \emptyset$. Thus C is bipartite. Then the 2-vertex connected components of G' are $C \cup \{v\}$ and components $\mathcal{C} \setminus C$. The component $C \cup \{v\}$ is still bipartite; the vertex u and v can be put together in the same part of the bipartition. This satisfies the property,

This completes the proof. \square

Note that distance hereditary graphs are exactly the (house, hole, domino, gem)-free graphs [1], where a hole is any cycle of length ≥ 5 . When we replace ‘gem’ with ‘diamond’ we exactly end up with the strongly distance hereditary graphs.

Lemma 5.3. *The strongly distance hereditary graphs are exactly the graphs with house, hole, domino and diamond as forbidden subgraph.*

Proof. We show both inclusions: Let HHDD-free graphs be those graph with house, hole, domino and diamond as a forbidden subgraph.

(\subseteq) Let G be a strongly distance hereditary graph, that is distance hereditary and sc-orientable; see Theorem 5.2. Then G has house, hole and domino as well as diamond as a forbidden subgraphs; hence is HHDD-free.

(\supseteq) Let G be HHDD-free. Then G is also gem-free and hence is distance hereditary. We show that every 2-vertex connected component of G is bipartite or a triangle which, as per Theorem 5.2, implies that G is sc-orientable. Consider a 2-vertex connected component C of G which is neither bipartite nor a triangle. Note that C contains at least 3 vertices. Moreover, since C is hole-free and not bipartite, it contains a triangle uvw . As C is not merely a triangle, there is at least one other vertex $u^* \in C \setminus \{u, v, w\}$. Since C is a 2-vertex connected component, u^* must have paths to two vertices of u, v, w , say P_1 is a path from u^* to u and P_2 is a path from u^* to v . Depending on the size of P_1 and P_2 , we either get a hole, a diamond, or a house. Thus forming a contradiction to G being HHDD-free. Therefore every 2-vertex connected component of the graph is bipartite or a triangle, which finishes the proof. \square

6 Conclusion

Among others results, we have shown that for every $g, c \geq 3$, the restriction to graphs of girth g and chromatic number c is either NP-complete or in P. While we know NP-completeness for low girth

and chromatic number and we know that for relatively large girth compared to $\chi(G)$ the problem is trivial, it yet remains to pinpoint the exact boundary of the NP-hard and P cases. As shown, to extend the NP-hardness result, one needs to simply find a no-instance of the girth and chromatic number of interest (or alternatively merely a coupling gadget), for example graphs of girth 5 and chromatic number 4. On the other hand, one might improve Theorem 4.2 to also hold for smaller values of girth g .

References

- [1] Hans-Jürgen Bandelt and Henry M. Mulder. Distance-hereditary graphs. *J. Comb. Theory, Ser. B*, 41(2):182–208, 1986.
- [2] Oleg V. Borodin and Aleksei N. Glebov. On the partition of a planar graph of girth 5 into an empty and an acyclic subgraph, 2001.
- [3] Adam L. Buchsbaum and Martin C. Carlisle. Determining uni-connectivity in directed graphs. *Information Processing Letters*, 48(1):9–12, 1993.
- [4] Thomas H. Cormen, Charles E. Leiserson, Ronald L. Rivest, and Clifford Stein. *Introduction to Algorithms, Second Edition*. The MIT Press and McGraw-Hill Book Company, 2001.
- [5] Guillaume Damiand, Michel Habib, and Christophe Paul. A simple paradigm for graph recognition: application to cographs and distance hereditary graphs. *Theor. Comput. Sci.*, 263(1-2):99–111, 2001.
- [6] Avinandan Das, Lawqueen Kanesh, Jayakrishnan Madathil, Komal Muluk, Nidhi Purohit, and Saket Saurabh. On the complexity of singly connected vertex deletion. *Theor. Comput. Sci.*, 934:47–64, 2022.
- [7] Reinhard Diestel. *Graph Theory, 4th Edition*, volume 173 of *Graduate texts in mathematics*. Springer, 2012.
- [8] Martin Dietzfelbinger and Raed Jaber. On testing single connectedness in directed graphs and some related problems. *Information Processing Letters*, 115(9):684–688, 2015.
- [9] Paul Erdős. Graph theory and probability. *Canadian Journal of Mathematics*, 11:34–38, 1959.
- [10] Herbert Grötzsch. Ein dreifarbensatz für dreikreisfreie netze auf der kugel. *Wiss. Z. Martin Luther Univ. Halle-Wittenberg, Math. Nat. Reihe*, 8:109–120, 1959.
- [11] Peter L. Hammer and Frédéric Maffray. Completely separable graphs. *Discret. Appl. Math.*, 27(1-2):85–99, 1990.
- [12] Samir Khuller. An $\mathcal{O}(|V|^2)$ algorithm for single connectedness. *Information Processing Letters*, 72(3):105–107, 1999.
- [13] Jan Kratochvíl, Anna Lubiw, and Jaroslav Nešetřil. Noncrossing subgraphs in topological layouts. *SIAM J. Discret. Math.*, 4(2):223–244, 1991.