

HIGHER-ORDER ELECTRON-PHONON INTERACTIONS AND THEIR EFFECT ON THE THERMAL PROPERTIES OF 2D DIRAC CRYSTALS

A PREPRINT

Sina Kazemian

Department of Physics and Astronomy
The University of Western Ontario
London, ON, Canada
skazemi5@uwo.ca

Giovanni Fanchini

Department of Physics and Astronomy
The University of Western Ontario
London, ON, Canada
gfanchin@uwo.ca

November 1, 2022

ABSTRACT

Understanding the numerous crucial properties of Dirac crystals, such as their thermal conductivity, necessitates the use of models that consider the interaction between Dirac electrons and persistent acoustic phonons in which the oscillation frequency ω depends on the phonon wave vector q and is therefore dispersive. It is commonly assumed that the exceptionally high thermal conductivity of two-dimensional (2D) Dirac crystals is due to the near ideality of their phonon quantum gasses with undesired limitations originating from phenomena such as electron-phonon (e-ph) interactions. Electrons transferred to Dirac crystals from metal nano-particles through doping have been shown to affect and limit the thermal conductivity of Dirac crystals due to e-ph interactions at distances up to several microns from the nano-particle. Notably, the e-ph thermal conductivity is directly linked to the phonon scattering rate, demonstrating a proportional relationship. Customarily, when calculating the phonon scattering rate, it is common to overlook phonons with short-dispersive wavelengths since in metals q is significantly smaller than the Fermi surface dimensions. However, this approach proves insufficient for analyzing 2D Dirac crystals. Furthermore, the phonon scattering rate is calculated up to the first-order of magnitude consisting of 2 electrons and 1 phonon, 3-particle interaction. In these calculations, only processes involving the decay of an electron and phonon, leading to the creation of a new electron (EP-E*) are considered. However, processes that involve the decay of an electron and the creation of a new electron and phonon (E-E*P*) are not taken into consideration. In this paper, we present an accurate expression for the phonon scattering rate and the e-ph thermal conductivity in 2D Dirac crystals considering phonons with short-dispersive wavelengths. We further demonstrate that even at room temperatures, when calculating the phonon scattering rate and e-ph thermal conductivity, in the case of first-order e-ph interactions, the E-E*P* process assumes significance. In the end, we show the importance of incorporating second-order e-ph interactions, particularly the (EP-E*P*) interaction involving the decay of an electron and phonon and the creation of a new pair, when determining the phonon scattering rate and e-ph thermal conductivity at high temperatures and low Fermi energies. This 4-particle interaction process proves significant in accurately characterizing these properties.

1 Introduction

Dirac crystals are a group of zero band-gap solids that display a linear electronic band structure in the crystal momentum, which is unlike the commonly observed quadratic structure in metals and semiconductors [1, 2, 3, 4]. As a result of this, dispersionless electrons exhibit a behavior similar to photons on the Dirac light cone in relativity [5]. Furthermore, undoped Dirac crystals have their valence and conduction bands meet at the K-point of the Brillouin-zone boundary as well as the Fermi energy E_F and as a result, the Fermi surface of the crystal degenerates into a single point of the electronic band-structure [1, 2]. In the case of two-dimensional (2D) systems, this degeneracy allows for the tuning of the electronic state density at E_F , as well as the system's thermal conductivity, through the use of external electric fields

or tunable doping [6]. As a result, even slight fluctuations of E_F can cause a significant increase in the carrier density by several orders of magnitude [7, 8]. Such Fermi-level shifts are also anticipated to have a substantial impact on the interaction strength between charge carriers and lattice phonons. This, in turn, may have significant implications on the electron-phonon (e-ph) interaction of the Dirac crystal [9, 10], particularly in the context of thermal conductivity [11, 12].

For nearly a century the understanding of the thermal and electronic properties of condensed matter systems relied on the separation of contributions from electrons and phonons [13], with e-ph interaction treated only as a small perturbation [14, 15]. Likewise, this approach, based on the adiabatic Born-Oppenheimer approximation [13] has been a cornerstone for also understanding the thermal conductivity of solids. Within this approach, there are two pathways for non-zero thermal transport throughout the solid. One is by phonons which are ion-core vibrations in a crystal lattice mostly present in insulators and the second, is by electrons mostly present in metals and other electrical conducting materials. However, the mixed contributions from electrons and phonons transporting heat are neglected in this approach. Recently, the breakdown of the Born-Oppenheimer approximation in a new class of 2D quantum solids has been verified [16] with the Dirac crystal graphene as a progenitor of these medium-correlated quantum systems [17, 18]. This results in the necessity of better understanding the e-ph interactions in Dirac crystals. While the big picture of e-ph interaction in solids is clear enough the details in 2D Dirac crystals are more complicated and difficult to grasp. This includes an accurate calculation of the screening potential and considering phonon creation processes as well as going to higher order e-ph interactions. The first-order e-ph interaction is a 3-particle process consisting of two electrons and one phonon, while the second-order e-ph interaction is a 4-particle process consisting of two electrons and two phonons.

The role of e-ph interaction in lattice conduction was first introduced by *Ziman et al.* [19] in 1956 and was followed by further experimental and theoretical studies [20, 21, 22, 23, 24]. By calculating the phonon scattering rate *Ziman* derived an expression for the e-ph thermal conductivity and showed that the thermal conductivity of a solid decreases due to a 3-particle e-ph interaction process where an electron and phonon decay and a new electron gets created (EP-E*). In this approach, the computation carried out to derive the phonon scattering rate commonly assumes acoustic phonons with long wavelengths [20, 21]. This particular assumption is tailored for metals possessing extensive Fermi surfaces near E_F , resulting in q values significantly smaller than the Fermi surface dimensions which implies a short screening length [25]. On the contrary, in undoped 2D Dirac crystals, the Fermi surface area collapses to zero resulting in the screening length tending to infinity. Therefore, in order to have an accurate expression for the e-ph thermal conductivity of 2D Dirac crystals the phonon scattering rate should be written for phonons with short-dispersive energy wavelengths. Furthermore, this approach neglects the 3-particle e-ph interaction process where an electron decays and a new electron and phonon get created (E-E*P*). This approximation is correct in metals where we have a large free electron density in the proximity of the Fermi energy E_F in which $E_F \gg k_B T$, leading to the transition rate of the EP-E* process to be much larger than the E-E*P* process. However, this is not true in 2D Dirac crystals which have a limited concentration of free electrons and we cannot generally assume E_F to be much larger than $k_B T$. Under these circumstances, it is crucial to take into account the E-E*P* process, as it influences the thermal conductivity of the 2D Dirac crystal. This is due to the fact that the phonons created in the E-E*P* process partially or completely offset the phonons eliminated in the EP-E* process, resulting in an alteration of the thermal conductivity. This further leads the study of the 4-particle e-ph interaction necessary in which an electron and a phonon decay and a new pair of electron and phonon get created (EP-E*P*).

In this paper, we demonstrate a theoretical framework for computing the e-ph thermal conductivity in 2D Dirac crystals based on the 3-particle and 4-particle electron-acoustical phonon interaction processes. To this end, we derive an accurate expression of the phonon scattering rate for phonons with short-dispersive energy wavelengths. We then proceed to write the phonon scattering rate and e-ph thermal conductivity for the 3-particle and 4-particle e-ph interaction processes and compare them with each other. Our observations indicate that at high Fermi energies, the 3-particle process exhibits dominance. However, as we approach lower Fermi energies, the 4-particle e-ph interaction assumes greater significance. This transition holds considerable importance in calculating the phonon scattering rate and e-ph thermal conductivity of 2D Dirac crystals.

2 Methodology

To compute the phonon scattering rate we must first write the interaction Hamiltonian of the e-ph coupling process. The interaction Hamiltonian of a 2D Dirac crystal for the 3-particle e-ph coupling process is equal to [26, 27]:

$$H_{e-ph}^3 = \sum_q \sum_{k,k'} \sqrt{\frac{\hbar^2}{2m\hbar\omega_q}} \cdot q \phi_s(q) (b_q^\dagger + b_q) c_{k'}^\dagger c_k e^{i(\mathbf{k}'' - \mathbf{k} \pm \mathbf{q}) \cdot \mathbf{r}} e^{-\frac{i}{\hbar}(E_{k''} - E_k \pm \hbar\omega_q) \cdot t}, \quad (1)$$

where the \pm sign respectively indicates the 3-particle phonon creation and annihilation processes shown in Fig. 1(a). The variable m is the mass of the atom, $\phi_s(q)$ is the screening potential, and \mathbf{k} and \mathbf{k}' are the wave vectors of the created and annihilated electrons respectively. Furthermore, the fermionic and bosonic creation and annihilation operators are written as c , c^\dagger , and b , b^\dagger respectively. Further on, the variable ω_q is the phonons frequency derived using the Komatsu relation [28], and $E_{k''}$, E_k are the energy of the created and annihilated electrons respectively. The energy of acoustic phonons and electrons in 2D Dirac crystals can be written as follow:

$$\hbar\omega_q = cq, \quad E_k = v_F k, \quad (2)$$

where c is the phonon velocity and v_F is the Fermi velocity written in energy units. By knowing the Hamiltonian of the e-ph interaction process we can derive the transition rate of the interaction [26, 27]. The transition rate for the EP-E* process is:

$$\gamma_{i \rightarrow f}^{EP-E^*} = \frac{2\pi}{\hbar} \left(\frac{\hbar^2}{2mc} \right) \sum_q q \phi_s^2(q) \langle f_{k-q}(1 - f_{k+q}) \rangle \langle n_q \rangle \delta(E_{k+q} - E_k - cq), \quad (3)$$

where n_q is the Bose-Einstein statistics of the phonons and $f_{k\pm q}$ is the Fermi-Dirac statistics of the electrons. We further write the transition rate for the E-E*P* process as follow:

$$\gamma_{i \rightarrow f}^{E-E^*P^*} = \frac{2\pi}{\hbar} \left(\frac{\hbar^2}{2mc} \right) \sum_q q \phi_s^2(q) \langle f_{k+q}(1 - f_{k-q}) \rangle \langle 1 + n_q \rangle \delta(E_{k+q} - E_k - cq). \quad (4)$$

The bounds over the phonon wave number, q , in the summation can be calculated using the rules governing the conservation of energy and momentum. By writing the conservation of energy and momentum we find the value of q to be:

$$\begin{cases} \mathbf{k} + \mathbf{q} = \mathbf{k}' \\ v_F k + cq = v_F k' \end{cases} \Rightarrow q = \frac{2v_F k(c - v_F \cos \theta)}{(v_F^2 - c^2)}, \quad (5)$$

where θ is the collision angle between the electron and the phonon. The extreme carrier mobility in 2D Dirac crystals results in the Fermi velocity of the electrons to be much larger than the velocity of the acoustic phonons, $v_F \gg c$. This has been further experimentally confirmed for various 2D Dirac crystals such as graphene [29], Weyl semi-metals [30], silicene [31], and borophene [32] where $c < 0.01 v_F$. Therefore, for q to be positive, $q > 0$, the range of the angle θ should be:

$$\cos \theta \leq 0.01 \Rightarrow \pi \leq \theta \leq \pi/2 - \varepsilon, \quad (6)$$

where $\varepsilon \rightarrow 0$. Furthermore, to find the maximum value of the phonon wave number, q_{max} , we put $\theta = \pi$ and get the following equation:

$$q_{max} = \frac{2v_F k}{(v_F - c)} \approx 2k_F + \varepsilon. \quad (7)$$

From Eq.(7) we find the range of q in the 2D Dirac crystal to be $0 \leq q \leq 2k_F + \varepsilon$. This is shown in Fig. 1(b).

We further proceed to calculate the e-ph screening potential. Considering the range of q for the 3-particle e-ph interaction process, we note that the conventional method for computing the e-ph screening potential in metals is not applicable to 2D Dirac crystals. This conventional approach typically considers phonons with long wavelengths or short wave numbers, $q > 2k_F$, and employs the Thomas-Fermi approximation [33] to determine the dielectric response function. However, due to the unique nature of 2D Dirac crystals, this conventional methodology cannot be extended to accurately analyze their e-ph screening potential. The absence of a band gap in 2D Dirac crystals dramatically amplifies the effects of any phonon disturbance in the Fermi surface nesting region, $q \approx 2k_F$, [34, 35] and while the Thomas-Fermi

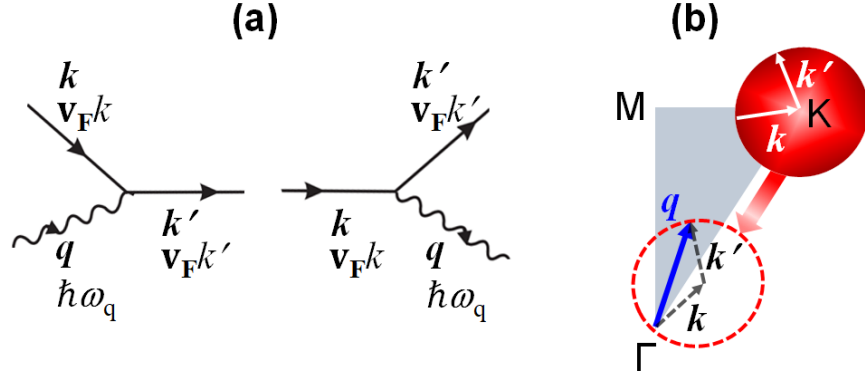


Figure 1: The 3-particle e-ph interaction. (a) Unlike metals where only the EP-E* process is considered in 2D Dirac crystals, it is important to also consider the E-E*P* process to derive the crystals' thermal properties. (b) The reciprocal lattice of a honeycomb structured lattice, in which the e-ph interaction occurs. This provides a critical insight into the wave vectors associated with lattice vibrations and their influence on thermal properties.

approximation assumes the dielectric response function to have a constant value in the region of $0 \leq q \leq 2k_F$ this is not the case in 2D Dirac crystals [36, 37]. Therefore, in order to have an accurate expression of the e-ph screening potential the dielectric response function should be calculated using a more complicated model which takes into account phonons with short-dispersive energy wavelengths, $0 < q \leq 2k_F$. To this end, we use the expression for the dielectric response function obtained by using the Lindhard model beyond the random phase approximation for e-ph interactions which accounts for phonons with short-dispersive energy wavelengths [38]. Using the appropriate model to calculate the dielectric response function the screening potential can be written as follow:

$$\phi_s(\psi) = \frac{1}{\Omega} \left(\frac{2\pi Q^2}{q - 2\pi\chi(q)} \right), \quad (8)$$

where Ω is the unit cell area of the 2D Dirac crystal, Q is the ion charge, and $\chi(q)$ is the dynamic dielectric response function written as a function of the phonon wavenumber, q . Knowing the screening potential, we can write the phonon scattering rate, τ , for the EP-E* and E-E*P* process as follow:

$$\frac{1}{\tau_{EP-E^*}} = \frac{\partial \gamma_{i \rightarrow f}^{EP-E^*}}{\partial \langle n_q \rangle} = \frac{4\pi^2 \alpha^2}{\hbar} \sum_{q=0}^{2k_F+\epsilon} q \left(\frac{1}{q - 2\pi\chi(q)} \right)^2 \langle f_{k-q}(1 - f_{k+q}) \rangle \delta(E_{k+q} - E_k - cq), \quad (9)$$

$$\frac{1}{\tau_{E-E^*P^*}} = \frac{\partial \gamma_{i \rightarrow f}^{E-E^*P^*}}{\partial \langle n_{q+1} \rangle} = \frac{4\pi^2 \alpha^2}{\hbar} \sum_{q=0}^{2k_F+\epsilon} q \left(\frac{1}{q - 2\pi\chi(q)} \right)^2 \langle f_{k+q}(1 - f_{k-q}) \rangle \delta(E_{k+q} - E_k + cq). \quad (10)$$

Where the variable α is defined as, $\alpha = \frac{1}{\Omega} \left(\frac{\hbar^2}{2mc} \right)^{1/2} Q^2$, and is dependent on the unit cell area, mass, and the ion charge of the 2D Dirac crystal. For a 2D Dirac crystal such as graphene with a unit cell area of $\Omega \approx 3.2 * 10^{-16}$ we have $\alpha \approx 10^{-7}$. By subtracting the phonon scattering rate of the E-E*P* process from the EP-E* process we get the total phonon scattering rate of the 3-particle process and write it as the following:

$$\tau^{(3)} = \tau_{EP-E^*} - \tau_{E-E^*P^*}. \quad (11)$$

In metals with huge Fermi energies, E_F , where $E_F \gg k_B T$, the Fermi-Dirac distribution of the EP-E* process Eq.(9) is much larger than the E-E*P* process Eq.(10), $\langle f_{k-q}(1 - f_{k+q}) \rangle \gg \langle f_{k+q}(1 - f_{k-q}) \rangle$. This leads to the total phonon scattering rate of the 3-particle process to be approximately equal to the phonon scattering rate of the phonon

annihilation process, $\tau^{(3)} \approx \tau^{EP-E^*}$. However, this is not the case in 2D Dirac crystals in which we have a limited concentration of free electrons and the Fermi energy, E_F , cannot generally be assumed to be much larger than the Boltzmann energy, $k_B T$. Hence, considering the cancellation of the EP-E* process by the E-E*P* process for low Fermi energies where $E_F \leq k_B T$, it becomes imperative to delve into higher order electron-phonon interactions. By exploring these higher-order interactions, we can gain a comprehensive understanding of the intricate mechanisms that influence the electronic and thermal properties of 2D Dirac systems.

The second-order e-ph interaction is a 4-particle process. As shown in Fig. 2(a), the 4-particle process consists of the annihilation of a pair of electrons and phonons and the creation of a new pair, EP-E*P*, with a Fermion propagator in the middle. The 4-particle process can also consist of an electron annihilation and phonon creation on the left-hand side of the interaction and an electron creation and phonon annihilation on the right-hand side of the interaction, EP*-E*P, yielding the same result. We will therefore only consider the EP-E*P* process and multiply the final result by two. As shown in Fig. 2(b) we assume the e-ph interaction of the 4-particle process occurs at the zone-boundary region, K, of the 2D Dirac crystal. This is because the π - π^* electron energy spacing in the zone-boundary region of 2D Dirac crystals is considerably lower, akin to the energy of acoustic phonons, in contrast to the zone-center region [39, 40], making the e-ph interaction far more likely to occur at the zone-boundary region. Also, unlike the 3-particle process, in the 4-particle process, the interaction of phonons with zone-boundary electrons does not violate the conservation of momentum. The interaction Hamiltonian of the 4-particle e-ph process shown in Fig. 2(a) is written as:

$$H_{e-ph}^4 = \sum_{q,q''} \sum_{k,k',k''} \sqrt{\frac{\hbar^2}{2m\hbar\omega_q}} \cdot q \phi_s(q) b_q c_{k'}^\dagger c_k e^{i(\mathbf{k}'-\mathbf{k}-\mathbf{q})\cdot\mathbf{r}} e^{-\frac{i}{\hbar}(E'_k-E_k-\hbar\omega_q)\cdot t} P_F(E_{k'}, k') \\ \sqrt{\frac{\hbar^2}{2m\hbar\omega_{q''}}} \cdot q'' \phi_s(q'') b_{q''}^\dagger c_{k''}^\dagger c_{k'} e^{-i(\mathbf{k}''-\mathbf{k}'-\mathbf{q}'')\cdot\mathbf{r}} e^{\frac{i}{\hbar}(E_{k''}-E_k-\hbar\omega_{q''})\cdot t}, \quad (12)$$

where $P_F(E_{k'}, k')$ is the Fermion propagator [41, 27, 26] and $E_{k'}$ and k' are its energy and momentum. To study the EP-E*P* process we consider the reciprocal lattice of a honeycomb Dirac crystal. As shown in Fig. 2(b) we assume the left-hand side of the 4-particle process, e-ph annihilation, to occur in the 1st Brillouin zone while the outgoing electron and phonon can scatter to either the same Brillouin zone or any of its seven neighboring sites. Due to the conservation of momentum, when the outgoing phonon is scattered to any of its neighboring sites, we have to deduct the inverse lattice vector ΓK from the wave vector of the outgoing phonons. This is the so-called Umklapp process [33]. If the outgoing phonon is scattered to the same lattice site, (1st), or any of the 4th, 5th, and 8th neighboring lattice sites its wave vector will remain approximately the same. This is because the created phonon scattered to the 4th, 5th, and 8th neighboring sites will not be affected by the Umklapp process and the e-ph interaction will be approximately elastic. If on the other hand, the outgoing phonon is scattered to the 2nd, 3rd, 6th, and 7th neighboring lattice sites its wave vector will be much smaller than the annihilated phonon since its wave vector will be hugely affected by the Umklapp process and the process will be nearly inelastic. From the interaction Hamiltonian of the 4-particle process, we write the transition rate as follow:

$$\gamma_{i \rightarrow f}^{EP-E^*P^*} = \left(\frac{2\pi}{\hbar}\right)^2 \left(\frac{\hbar^2}{2mc}\right)^2 \sum_{q,q''} \sum_{k,k',k''} \frac{q (q'' - \Gamma K) \phi_s^2(q) \phi_s^2(q'' - \Gamma K)}{(k' - k - (c/v_F)q)^2} \\ \langle f_{k-q}(1 - f_{k''-q}) \rangle \langle n_q(1 + n_{q''}) \rangle \delta(E_{k'} - E_k - cq) \delta(E_{k''} + c(q'' - \Gamma K) - E_{k'}), \quad (13)$$

The wave vectors of the phonons scattered to the 1st, 4th, 5th and 8th lattice sites will be elastic, $q'' - \Gamma K \rightarrow q''$, while the phonons scattered to the 2nd, 3rd, 6th and 7th neighbouring sites will be inelastic, $q'' - \Gamma K \rightarrow 0$, resulting in $\gamma_{i \rightarrow f}^{EP-E^*P^*} \rightarrow 0$. Therefore, half of the processes will destroy the phonon wave vector reducing the phonon scattering

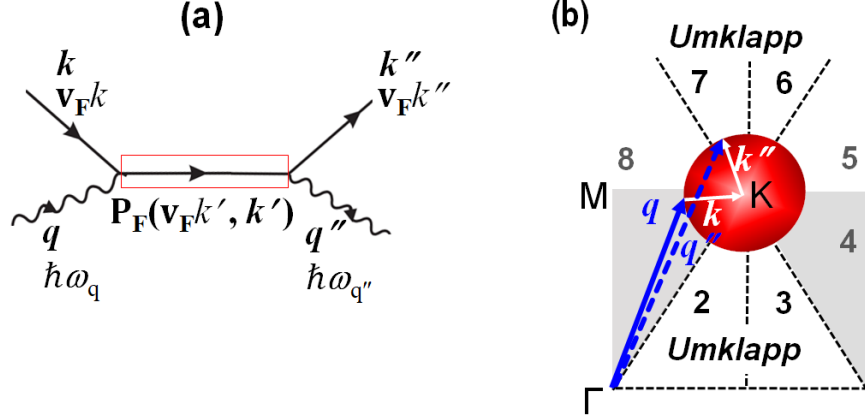


Figure 2: (a) The 4-particle e-ph interaction. It consists of the annihilation of a pair of electrons and phonons and the creation of a new pair, EP-E*P*, with a Fermion propagator in the middle. (b) Due to the low π - π^* electron energy spacing in the zone-boundary region of 2D Dirac crystal, akin to the energy of acoustic phonons, we assume the 4-particle process occurs at the zone-boundary of the 2D Dirac crystal. The wave vector of the outgoing phonon scattered to the 1st, 4th, 5th, and 8th neighboring lattice sites will remain approximately the same while the wave vector of the phonon scattered to the 2nd, 3rd, 6th, and 7th neighboring lattice sites will be much smaller than the annihilated phonon since its wave vector will be hugely affected by the Umklapp process rendering the process inelastic.

rate of the EP-E*P* process to approximately half its total value. We write the phonon scattering rate of the EP-E*P* process as follows:

$$\begin{aligned} \frac{1}{\tau^{EP-E^*P^*}} &= \frac{1}{2} \frac{\partial \gamma_{i \rightarrow f}^{EP-E^*P^*}}{\partial \langle n_{q+1} \rangle} = \\ &= \frac{1}{2} \left(\frac{16\pi^4 \alpha^4}{\hbar} \right) \sum_{q_{min}}^{q_{max}} \sum_{q''_{min}}^{q''_{max}} \sum_{k, k''=0}^{k_F} \langle f_{k+q}(1-f_{k-q}) \rangle \langle n_q \rangle \delta(E_k + cq - E_{k''} - cq'') \\ &\quad \left(\frac{1}{q - 2\pi\chi(q)} \right)^2 \frac{q q''}{\left[\left(k^2 + q^2 - 2kq \cos \theta \right)^{1/2} - k - (c/v_F)q \right]^2} \left(\frac{1}{q'' - 2\pi\chi(q'')} \right)^2. \end{aligned} \quad (14)$$

where θ is the angle of collision between the annihilated phonon and electron and the maximum and minimum of the annihilated and created phonon wave vector can be derived using Fig. 2(b). For the minimum phonon wave vector, we have:

$$q_{min} = q''_{min} = \Gamma K - k_F, \quad (15)$$

and for the maximum phonon wave vector, we have:

$$q_{max} = q''_{max} = \sqrt{(\Gamma K)^2 + k_F^2 - 2k_F(\Gamma K) \cos \pi/3}. \quad (16)$$

We have therefore computed the phonon scattering rate of the 3-particle Eq.(11), and 4-particle Eq.(14), process. Once we have computed the phonon scattering rate, we can proceed to derive the e-ph thermal conductivity of a 2D Dirac crystal. The e-ph thermal conductivity can be expressed using the following equation:

$$k_{th,(e-ph)} = \frac{1}{2} v_{gr}^2 \sum_q C_q \tau, \quad (17)$$

where v_{gr} is the group velocity of acoustic phonons in the 2D Dirac crystal, and C_q is the specific heat capacity per unit area. A detailed derivation of C_q has been provided in the appendix. The total thermal conductivity of the 2D Dirac crystal affected by the e-ph interaction can be achieved by employing *Mattiessen's* rule [42], a widely used approach in solid-state physics. The expression for the total thermal conductivity can be written as follows:

$$\frac{1}{k_{th}} = \frac{1}{k_{th,(0)}} + \frac{1}{k_{th,(e-ph)}}, \quad (18)$$

where $k_{th,(0)}$ is the initial thermal conductivity of the undoped Dirac crystal without any e-ph interactions. To obtain accurate results, we employ a MATLAB routine to numerically solve the phonon scattering rate and calculate the e-ph thermal conductivity considering both the 3-particle and 4-particle processes. In the next section, we will present a comprehensive analysis and discussion of the obtained results. By examining the trends and behaviors observed in the calculated e-ph thermal conductivity, we aim to deepen our understanding of the heat conduction mechanisms in the studied 2D Dirac crystal. Through this analysis, we can gain valuable insights into the underlying physics and make informed conclusions regarding the thermal properties of the material.

3 Result and Discussion

In order to comprehend the significance of the E-E*P* process in the context of the phonon scattering rate and the e-ph thermal conductivity of 2D Dirac crystals, we initiate our investigation by examining the 3-particle e-ph interactions. In Fig. 3(a,b) we have plotted the inverse phonon scattering rate of a 2D Dirac crystal as a function of the temperature at two different Fermi energies with, $\alpha \approx 10^{-7}$.

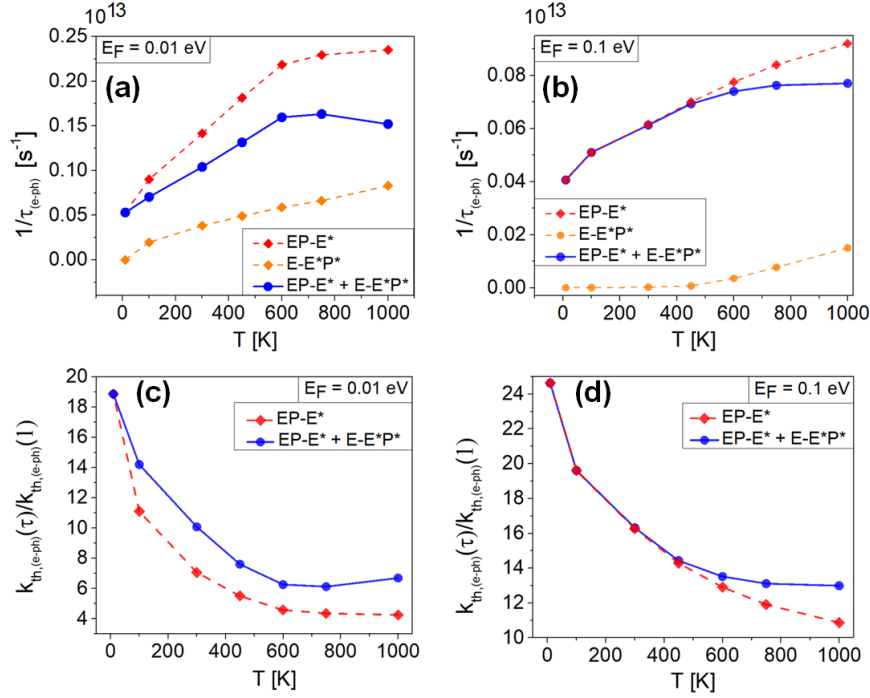


Figure 3: (a,b) The inverse phonon scattering rate of a 2D Dirac crystal as a function of the temperature. Although at low temperatures where $E_F \gg k_B T$, $\tau^{(3)} \approx \tau^{EP-E*}$ as we increase the temperature the difference between $\tau^{(3)}$ and τ^{EP-E*} increases. This is because the rate at which the E-E*P* process increases is faster than the EP-E* process, affecting the total transition rate of the 2D Dirac crystal significantly which results in the decrease of the total inverse phonon scattering at high temperatures. (c,d) The e-ph thermal conductivity of a 2D Dirac crystal as a function of the temperature. Similar to the inverse phonon scattering rate the EP-E* is dominant at low temperatures and we have $k_{th,(e-ph)}^{(3)} \approx k_{th,(e-ph)}^{EP-E*}$, however, as we increase the temperature the E-E*P* process becomes important affecting the e-ph thermal conductivity significantly.

We observe that at low temperatures where $E_F \gg k_B T$, $\tau^{(3)} \approx \tau^{EP-E^*}$. However, as we increase the temperature the rate at which the E-E*P* process increases is faster than the EP-E* process, affecting the total transition rate significantly. Furthermore, in Fig. 3(c,d) we plot the e-ph thermal conductivity of a 2D Dirac crystal for a 3-particle process with $\alpha \approx 10^{-7}$, as a function of the temperature at two different Fermi energies. We observe that although at low temperatures where $E_F \gg k_B T$, we have $k_{th,(e-ph)}^{(3)} \approx k_{th,(e-ph)}^{EP-E^*}$, as we increase the temperature the E-E*P* process becomes more important affecting the e-ph thermal conductivity significantly. Upon closer examination of Fig. 3, our analysis reveals that an intriguing interplay occurs between the E-E*P* process and the EP-E* process in the inverse phonon scattering rate as the temperature rises. Specifically, the former process begins to counteract the latter, ultimately causing the inverse phonon scattering rate to approach zero at elevated temperatures, $EF \ll k_B T$. This phenomenon significantly impacts the e-ph thermal conductivity. Consequently, it becomes imperative to investigate higher-order e-ph interactions to gain a comprehensive understanding of the thermal properties of 2D Dirac crystals.

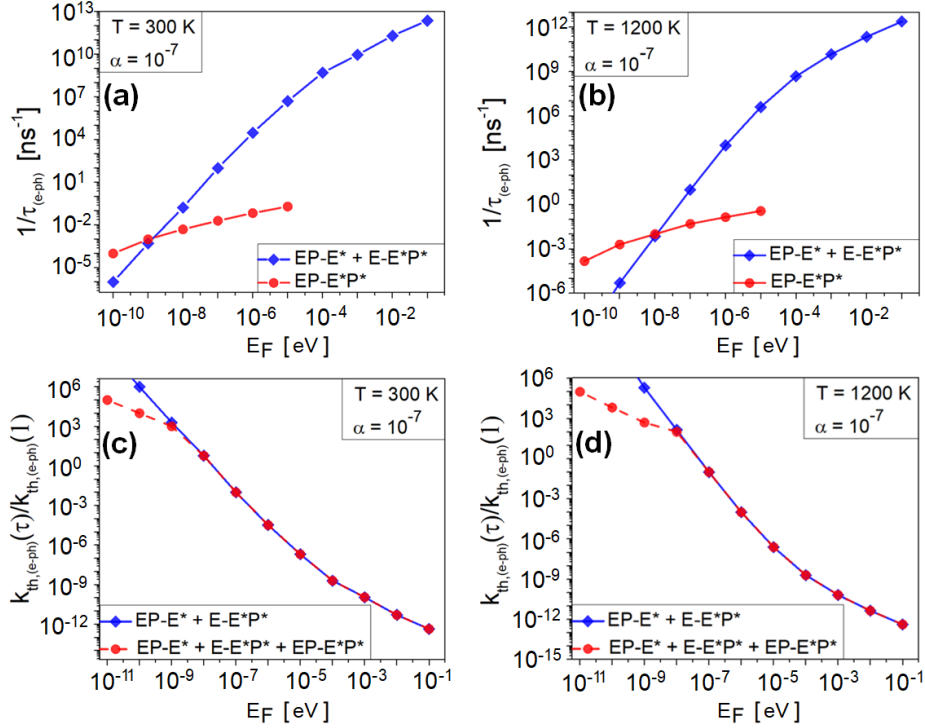


Figure 4: (a,b) The relationship between the Fermi energy and the inverse phonon scattering rate of a 2D Dirac crystal with $\alpha = 10^{-7}$ is observed. When E_F is high, the inverse phonon scattering rate for the 3-particle process is greater than that of the 4-particle process. Conversely, as the Fermi energy decreases, the inverse phonon scattering rate for the 4-particle process becomes more significant. This occurs because, at low E_F , the EP-E* process is partially or fully countered by the E-E*P* process, causing the 3-particle process to decrease rapidly compared to the 4-particle process. (c,d) The e-ph thermal conductivity with respect to the Fermi energy of a 2D Dirac crystal with $\alpha = 10^{-7}$. We observe an interesting behavior in the e-ph thermal conductivity of the 2D Dirac crystal. When we incorporate the 4-particle process in the calculation of the e-ph thermal conductivity, the rate of increase in slope is significantly reduced at lower Fermi energies compared to when only the 3-particle process is considered. This finding emphasizes the significance of higher-order e-ph interactions in the investigation of 2D Dirac crystals, particularly at low Fermi energies.

In Fig. 4(a,b) we plot the inverse phonon scattering rate as a function of the Fermi energy, E_F , for a 2D Dirac crystal with $\alpha = 10^{-7}$ at temperatures $T = 300$ K and $T = 1200$ K. We observe that while the 3-particle process exhibits a higher inverse phonon scattering rate than the 4-particle process at high Fermi energies, a notable shift occurs as we decrease the value of E_F . At lower Fermi energies, the inverse phonon scattering rate of the 4-particle process becomes larger and assumes greater significance, warranting careful consideration. The reason for this phenomenon lies in the cancellation of the EP-E* process by the E-E*P* process at low E_F to $k_B T$ ratios. As a result, the 3-particle process experiences a rapid decrease, outpacing the decline of the 4-particle process. We further plot the e-ph thermal conductivity, Fig. 4(c,d), as a function of the Fermi energy. Our observations indicate that incorporating the 4-particle process in the analysis of e-ph thermal conductivity results in a notably slower increase in slope at small Fermi wave numbers compared to considering only the 3-particle process. This finding emphasizes the significance of higher-order

e-ph interactions in studying 2D Dirac crystals, particularly when examining low Fermi energies. We further study the phonon scattering rate and e-ph thermal conductivity for another group of 2D Dirac crystals with $\alpha = 10^{-5}$. In Fig. 5(a,b) we plot the inverse phonon scattering rate, and in Fig. 5(c,d) we plot the e-ph thermal conductivity as a function of the Fermi energy. We observe that that similar to 2D Dirac crystals with $\alpha = 10^{-7}$, in 2D Dirac crystals with $\alpha = 10^{-5}$, the inverse phonon scattering rate and $k_{th,(e-ph)}$ are dominated by 3-particle processes at high Fermi energies while at low Fermi energies, the 4-particle processes become more important. By further comparing Fig. 4 and Fig. 5, it is evident that raising the value of α leads to the prevalence of the 4-particle process at higher Fermi energies. This phenomenon occurs due to the diminishing disparity between first and second-order e-ph interactions as α increases, thereby increasing the likelihood of 4-particle processes at higher Fermi energies.

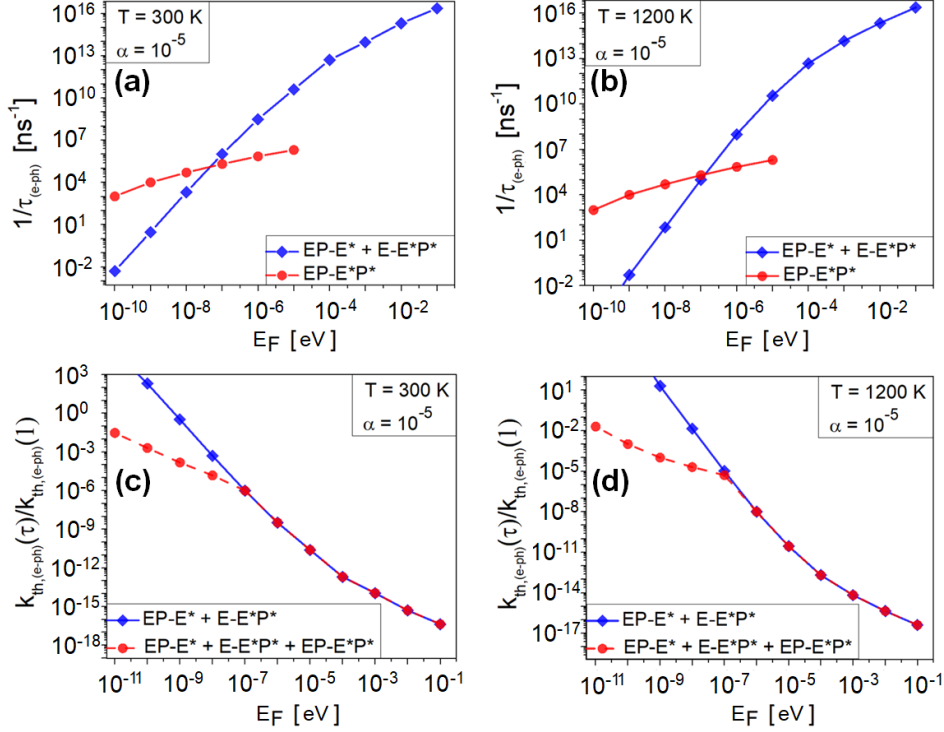


Figure 5: (a,b) The inverse phonon scattering rate, as a function of the Fermi energy. At high Fermi energies, the dominant factor influencing the inverse phonon scattering rate is the 3-particle process. However, as we shift to lower Fermi energies, the significance of the 4-particle processes increases, indicating their growing importance in determining the inverse phonon scattering rate. (c,d) The e-ph thermal conductivity, as a function of the Fermi energy. The inclusion of the 4-particle process results in a significant reduction in the rate of increase in slope compared to when only the 3-particle process is taken into account. We notice that increasing the parameter α causes the dominance of the 4-particle process to become more prominent at higher Fermi energies. This phenomenon arises because as α increases, the difference between the strengths of first and second-order e-ph interactions diminishes. Consequently, the probability of 4-particle processes occurring at higher Fermi energies increases as a result of this diminished disparity.

4 Conclusion

In this paper, we present a theoretical framework for computing the phonon scattering rate and the e-ph thermal conductivity in 2D Dirac crystals. To this end, we derive an accurate expression of the e-ph interactions for acoustical phonons with short-dispersive energy wavelengths necessary for studying the thermal properties of 2D Dirac crystals. We then derive the phonon scattering rate and the e-ph thermal conductivity for the 3-particle process. Our findings demonstrate a distinction between metals and 2D Dirac crystals in terms of the considered processes. While metals focus solely on the e-ph decay and the creation of a new electron, EP-E*, in the 3-particle process, 2D Dirac crystals necessitate the inclusion of processes involving electron decay and the creation of a new electron and phonon, E-E*P*. Our study reveals that at elevated temperatures and low Fermi energies, the E-E*P* process has the potential to partially or entirely nullify the EP-E* process. Consequently, it becomes imperative to investigate higher-order e-ph interactions in order to comprehend the overall dynamics accurately. Ultimately, our findings demonstrate the impact of

the 4-particle process, EP-E*P*, on both phonon scattering rate and electron-phonon thermal conductivity. Specifically, we observe its heightened prominence compared to the 3-particle process at low Fermi energies and high temperatures.

Acknowledgments We would like to thank Dr. Ghazal Farhani for helping us with the numerical calculations and for her helpful discussions in analyzing the results. We would further like to thank Dr. Sadra Hajkarim for his helpful discussions. Finally, we would like to thank Dr. James Gaudet for lending us his valuable resources for writing this paper. This work was supported by the Natural Science and Engineering Research Council of Canada (NSERC) through a Discovery Grant (RGPIN-2020-06669). We acknowledge the Anishinaabek, Haudenosaunee, L'unaap'eewak and Attawandaron peoples, on whose traditional lands Western University is located.

A Appendix: Specific heat capacity

The specific heat of the crystal lattice can be written as [33]:

$$C_q = \frac{\partial}{\partial T} \int \frac{d\mathbf{q}}{4\pi^2} \frac{\hbar\omega_q}{e^{\hbar\omega_q/k_B T} - 1}. \quad (19)$$

The Debye model replaces all branches of the vibrational spectrum with linear dispersion relations as follows:

$$\hbar\omega_q = cq. \quad (20)$$

Additionally, the integration in Eq. (19) across the first Brillouin zone is substituted with an integration over a sphere with a radius of q_D . This radius is selected to encompass precisely N permissible wave vectors, where N corresponds to the number of ions present in the crystal. q_D is the measure of the inverse interparticle spacing and its relation with the unit surface area can be written in the following manner:

$$n = \frac{N}{\Omega} = \frac{q_D^2}{4\pi}, \quad (21)$$

where n is the total number of ions per unit surface area of the crystal. We write q_D as follow:

$$q_D = 2\sqrt{\frac{\pi N}{\Omega}}. \quad (22)$$

We can therefore write the specific heat capacity as follow:

$$C_q = \frac{\partial}{\partial T} \int_0^{2\sqrt{\frac{\pi N}{\Omega}}} \frac{2\pi dq}{4\pi^2} \frac{cq}{e^{cq/k_B T} - 1}. \quad (23)$$

The integral in Eq. (23) can be further solved numerically and by applying different approximations for low, intermediate and high temperatures [33].

References

- [1] Tim O Wehling, Annica M Black-Schaffer, and Alexander V Balatsky. Dirac materials. *Advances in Physics*, 63(1):1–76, 2014.
- [2] Jinying Wang, Shibin Deng, Zhongfan Liu, and Zhirong Liu. The rare two-dimensional materials with dirac cones. *National Science Review*, 2(1):22–39, 2015.
- [3] Jerome Cayssol. Introduction to dirac materials and topological insulators. *Comptes Rendus Physique*, 14(9-10):760–778, 2013.

- [4] Yifeng Fu, Josef Hansson, Ya Liu, Shujing Chen, Abdelhafid Zehri, Majid Kabiri Samani, Nan Wang, Yuxiang Ni, Yan Zhang, Zhi-Bin Zhang, et al. 2d materials graphene related materials for thermal management graphene related materials for thermal management. *2D Materials*, 2019.
- [5] Paul Adrien Maurice Dirac. The quantum theory of the electron. *Proceedings of the Royal Society of London. Series A, Containing Papers of a Mathematical and Physical Character*, 117(778):610–624, 1928.
- [6] Jun Yan, Yuanbo Zhang, Philip Kim, and Aron Pinczuk. Electric field effect tuning of electron-phonon coupling in graphene. *Physical review letters*, 98(16):166802, 2007.
- [7] KS Novoselov, SV Morozov, TMG Mohinddin, LA Ponomarenko, DC Elias, R Yang, II Barbolina, P Blake, TJ Booth, D Jiang, et al. Electronic properties of graphene. *physica status solidi (b)*, 244(11):4106–4111, 2007.
- [8] Dengfeng Li, Ying Chen, Jia He, Qiqi Tang, Chengyong Zhong, and Guangqian Ding. Review of thermal transport and electronic properties of borophene. *Chinese Physics B*, 27(3):036303, 2018.
- [9] Bitan Roy, Jay D Sau, and S Das Sarma. Migdal’s theorem and electron-phonon vertex corrections in dirac materials. *Physical Review B*, 89(16):165119, 2014.
- [10] Lun-Hui Hu, Jiabin Yu, Ion Garate, and Chao-Xing Liu. Phonon helicity induced by electronic berry curvature in dirac materials. *Physical review letters*, 127(12):125901, 2021.
- [11] Sina Kazemian. *Modelling the thermal conductivity of layered materials from photothermal measurements*. PhD thesis, The University of Western Ontario (Canada), 2017.
- [12] Alexander A Balandin. Phononics of graphene and related materials. *ACS nano*, 14(5):5170–5178, 2020.
- [13] Max Born and Robert Oppenheimer. Zur quantentheorie der molekeln. *Annalen der physik*, 389(20):457–484, 1927.
- [14] Nien-En Lee, Jin-Jian Zhou, Hsiao-Yi Chen, and Marco Bernardi. Ab initio electron-two-phonon scattering in gaas from next-to-leading order perturbation theory. *Nature Communications*, 11(1):1607, 2020.
- [15] Andrea Marini, Samuel Poncé, and Xavier Gonze. Many-body perturbation theory approach to the electron-phonon interaction with density-functional theory as a starting point. *Physical Review B*, 91(22):224310, 2015.
- [16] Simone Pisana, Michele Lazzeri, Cinzia Casiraghi, Kostya S Novoselov, Andre K Geim, Andrea C Ferrari, and Francesco Mauri. Breakdown of the adiabatic born–oppenheimer approximation in graphene. *Nature materials*, 6(3):198–201, 2007.
- [17] B Keimer and JE Moore. The physics of quantum materials. *Nature Physics*, 13(11):1045–1055, 2017.
- [18] María J Calderón and Elena Bascones. Correlated states in magic angle twisted bilayer graphene under the optical conductivity scrutiny. *npj Quantum Materials*, 5(1):57, 2020.
- [19] JM Ziman. The effect of free electrons on lattice conduction. *Philosophical Magazine*, 2(14):292–292, 1957.
- [20] WH Butler and RK Williams. Electron-phonon interaction and lattice thermal conductivity. *Physical Review B*, 18(12):6483, 1978.
- [21] Bolin Liao, Bo Qiu, Jiawei Zhou, Samuel Huberman, Keivan Esfarjani, and Gang Chen. Significant reduction of lattice thermal conductivity by the electron-phonon interaction in silicon with high carrier concentrations: A first-principles study. *Physical review letters*, 114(11):115901, 2015.
- [22] Tae Yun Kim, Cheol-Hwan Park, and Nicola Marzari. The electronic thermal conductivity of graphene. *Nano letters*, 16(4):2439–2443, 2016.
- [23] X Yang, A Jena, F Meng, S Wen, J Ma, X Li, and W Li. Indirect electron-phonon interaction leading to significant reduction of thermal conductivity in graphene. *Materials Today Physics*, 18:100315, 2021.
- [24] Kostyantyn M Borysenko, Jeffrey T Mullen, EA Barry, S Paul, Yuriy G Semenov, JM Zavada, M Buongiorno Nardelli, and Ki Wook Kim. First-principles analysis of electron-phonon interactions in graphene. *Physical Review B*, 81(12):121412, 2010.
- [25] Pierre F Maldague. Many-body corrections to the polarizability of the two-dimensional electron gas. *Surface Science*, 73:296–302, 1978.
- [26] Radi A Jishi. *Feynman diagram techniques in condensed matter physics*. Cambridge University Press, 2013.
- [27] Philip L Taylor and Olle Heinonen. *A quantum approach to condensed matter physics*. Cambridge university press, 2002.
- [28] Ayman Salman Shadid Alofi. Theory of phonon thermal transport in graphene and graphite. 2014.
- [29] Choongyu Hwang, David A Siegel, Sung-Kwan Mo, William Regan, Ariel Ismach, Yuegang Zhang, Alex Zettl, and Alessandra Lanzara. Fermi velocity engineering in graphene by substrate modification. *Scientific reports*, 2(1):1–4, 2012.
- [30] Chi-Cheng Lee, Su-Yang Xu, Shin-Ming Huang, Daniel S Sanchez, Ilya Belopolski, Guoqing Chang, Guang Bian, Nasser Alidoust, Hao Zheng, Madhab Neupane, et al. Fermi surface interconnectivity and topology in weyl fermion semimetals taas, tap, nbas, and nbp. *Physical Review B*, 92(23):235104, 2015.
- [31] Abdelkader Kara, Hanna Enriquez, Ari P Seitsonen, LC Lew Yan Voon, Sébastien Vizzini, Bernard Aufray, and Hamid Oughaddou. A review on silicene—new candidate for electronics. *Surface science reports*, 67(1):1–18, 2012.
- [32] Li-Chun Xu, Aijun Du, and Liangzhi Kou. Hydrogenated borophene as a stable two-dimensional dirac material with an ultrahigh fermi velocity. *Physical Chemistry Chemical Physics*, 18(39):27284–27289, 2016.

- [33] Neil W Ashcroft and N David Mermin. *Solid state physics*. Cengage Learning, 2022.
- [34] Dayu Yan, Daiyu Geng, Qiang Gao, Zhihai Cui, Changjiang Yi, Ya Feng, Chunyao Song, Hailan Luo, Meng Yang, Masashi Arita, et al. Superconductivity and fermi-surface nesting in the candidate dirac semimetal nbc. *Physical Review B*, 102(20):205117, 2020.
- [35] Mazhar N Ali, Leslie M Schoop, Chirag Garg, Judith M Lippmann, Erik Lara, Bettina Lotsch, and Stuart SP Parkin. Butterfly magnetoresistance, quasi-2d dirac fermi surface and topological phase transition in zrsis. *Science advances*, 2(12):e1601742, 2016.
- [36] M Bahrami and P Vasilopoulos. Exchange, correlation, and scattering effects on surface plasmons in arm-chair graphene nanoribbons. *Optics Express*, 25(14):16840–16853, 2017.
- [37] Matteo Calandra and Francesco Mauri. Electron-phonon coupling and electron self-energy in electron-doped graphene: Calculation of angular-resolved photoemission spectra. *Physical Review B*, 76(20):205411, 2007.
- [38] Sina Kazemian and Giovanni Fanchini. Dynamic dielectric function and phonon self-energy from electrons strongly correlated with acoustic phonons in 2d dirac crystals. *Journal of Physics: Condensed Matter*, 2023.
- [39] Mikhail I Katsnelson. Graphene: carbon in two dimensions. *Materials today*, 10(1-2):20–27, 2007.
- [40] Andre K Geim and Konstantin S Novoselov. The rise of graphene. In *Nanoscience and technology: a collection of reviews from nature journals*, pages 11–19. World Scientific, 2010.
- [41] T Padmanabhan. Obtaining the non-relativistic quantum mechanics from quantum field theory: issues, folklores and facts: What happens to the antiparticles when you take the non-relativistic limit of qft? *The European Physical Journal C*, 78:1–35, 2018.
- [42] John M Ziman. *Electrons and phonons: the theory of transport phenomena in solids*. Oxford university press, 2001.