

Nonlinear Impulse Response Functions and Local Projections

Gouriéroux, C.,* and Q., Lee[†]

May 30, 2023, All comments welcome.

Abstract

The goal of this paper is to extend the method of estimating Impulse Response Functions (IRFs) by means of Local Projection (LP) in a nonlinear dynamic framework. We discuss the existence of a nonlinear autoregressive representation for a Markov process, and explain how their Impulse Response Functions are directly linked to the nonlinear Local Projection, as in the case for the linear setting. We then present a nonparametric LP estimator, and compare its asymptotic properties to that of IRFs obtained through direct estimation. We also explore issues of identification for the nonlinear IRF in the multivariate framework, which remarkably differs in comparison to the Gaussian linear case. In particular, we show that identification is conditional on the uniqueness of deconvolution. Then, we consider IRF and LP in augmented Markov models.

Keywords: Nonlinear Autoregressive Model, Impulse Response Function, Local Projections, Nonlinear Innovations, Partial Identification, Recurrent Markov Process, Hermite Polynomials, Conformal Map.

JEL Codes: C01, C22, C32.

*University of Toronto, Toulouse School of Economics and CREST, email: *Christian.Gourieroux@ensae.fr*

[†]University of Toronto, email: *qt.lee@mail.utoronto.ca*

1 Introduction

Impulse responses, a notion initially introduced by Frisch (1933), are largely used in macroeconomics to analyze the effects of shocks on Structural Vector Autoregressive (SVAR) models [see Sims (1980), Pesaran, Shin (1998), Christiano (2012), Ramey (2016), Kilian, Lutkepohl (2017)]. They can be estimated directly from a given SVAR, with a risk of misspecification of the lag, or indirectly in a nonparametric way by local linear projection [see Jorda (2005) for the definition of local linear projection, Plagborg-Moller and Wolf (2022) for the link between the direct and indirect approaches].

However, linear dynamic models are too restrictive, and the omission of nonlinear dynamics is the major source of misspecification risk. For instance, it is known that “persistence varies along the business cycle, that is a shock occurring in a recession period is not of the same persistence as a shock occurring in an expansion period” [Koop et al. (1996)]. Cycles can be created by a tent map or the logistic effects [Frank, Stengos (1988)]; speculative bubbles and local trends are also nonlinear dynamic features present in several macroeconomic series usually captured by mixed causal/noncausal models [Lanne, Saikkonen (2011), Jorda et al. (2015), Bec et al. (2020), Gouriéroux, Jasiak (2017), (2022)], as well as jumps, disasters [Christoffersen, Du, Elkawhi (2017), Wang (2019), Paul (2020), Gouriéroux, Monfort, Mouabbi, Renne (2021)], or switching regimes introduced to model the asymmetric responses of output to oil prices for instance [Hamilton (2003), Kilian, Vigfusson (2011), (2017)]. The new macroeconomic models have to account for the transition to low carbon economics [Metcalf, Stock (2020)], for the network effects, including the supply chain of failures [Kuiper, Lansink (2013)], for fast technological changes, as the digitalization of the economy, or for the potential epidemiological occurrences [Toda (2020)]. Such phenomena cannot be captured by simply linearizing nonlinear dynamic models around an equilibrium value. Such a linearization will generally lead to an artificial increase in the lag in the SVAR model, and change the perceived time for a shock to generate an effect. But, more importantly, it will induce misleading unit roots, or be unable to predict tipping points in the transition and lead to Impulse Response Functions (IRF) that do not depend on the current environment. The econometric literature on impulse response functions in nonlinear systems is rather limited. Definitions of the IRF in a nonlinear dynamic framework have been introduced in [Koop, Pesaran, Potter (1996), Pesaran, Shin (1998), Gouriéroux and Jasiak (2005), Lanne, Nyberg (2016), Isakin, Ngo (2020)].

The paper is organized as follows. In Section 2, we introduce the nonlinear autoregressive representation of a Markov process. This representation is not unique as well as the associated nonlinear Gaussian innovation. Thus, there is an identification issue and we describe the associated identified set. In Section 3, we provide the definitions of shocks and Impulse Response Functions that measure the effect of shock on summaries of the predictive distribution at several horizons. We establish the link between the IRF and the local nonlinear projections to extend their link established in the linear dynamic framework [Plagborg-Moller, Wolf (2021)]. We also explain how to decompose the IRFs to disentangle the impact at the different degrees of nonlinearity (i.e. linear, quadratic, cubic, quartic). This shows the key role of Hermite polynomials in this respect. Section 4 focuses on the

one-dimensional case, where the nonlinear autoregressive model is identified. Then we compare two nonparametric estimators of the IRFs. The first one is obtained by recursively iterating the nonparametrically estimated nonlinear autoregressive model. The second one is based on multi-step estimated local nonlinear predictions. In Section 5 we consider the identification of the IRF in a multidimensional nonlinear dynamic model. The aim of this section is to highlight the facts that the main identification issues encountered in Gaussian linear dynamic models may disappear in a nonlinear framework. This may arise either if errors are non Gaussian, that facilitates the identification based on the different power moments of the errors, or if the underlying dynamic independent sources have different nonlinear dynamics. In both cases, the condition for identification is a condition of uniqueness of deconvolution in a multivariate dynamic framework. We also discuss the notions of innovations and IRF in augmented Markov models. Section 6 concludes. Proofs of the main propositions are provided in the Appendices and additional information is provided in the online appendices. Appendix A analyzes the identification of the nonlinear innovations. Appendix B considers the decomposition of IRFs by degree of nonlinearity. Appendix C gathers the asymptotic results.

2 Nonlinear Autoregressive Representation of a Markov Process

2.1 The Properties

Let us consider an n -dimensional Markov process of order 1, denoted $y = (y_t)$, with values in $\mathcal{Y} = \mathbb{R}^n$. If this process has a continuous distribution, the Markov condition can be written on its transition density as $f(y_t|\underline{y}_{t-1}) = f(y_t|y_{t-1})$, where $\underline{y}_{t-1} = (y_{t-1}, y_{t-2}, \dots)$. There is an equivalent way of writing the Markov condition.

Proposition 1. *(y_t) is a Markov process of order 1 on $\mathcal{Y} = \mathbb{R}^n$ with a strictly positive transition density: $f(y_t|y_{t-1}) > 0, \forall y_t, y_{t-1}$, if and only if it admits a nonlinear autoregressive representation:*

$$y_t = g(y_{t-1}; \varepsilon_t), \quad t \geq 1, \quad (2.1)$$

where the ε_t 's are independent and identically distribution $N(0, Id)$ variables, with ε_t being independent of y_{t-1} , and g is a one-to-one transformation with respect to ε_t , that is continuously differentiable with a strictly positive Jacobian.

Proof: See online Appendix A.

The representation is easily described in the one-dimensional case, $n = 1$ [Gouriéroux, Jasiak (2005), Section 2.1]. Let us denote $F(\cdot|y_{t-1})$ as the conditional cumulative distribution function associated with $f(\cdot|y_{t-1})$. Under the assumption of Proposition 1, this function is invertible. We denote $Q(\cdot|y_{t-1}) = F^{-1}(\cdot|y_{t-1})$ as its inverse, that is the conditional quantile function. Then we can choose:

$$\varepsilon_t = \Phi^{-1} \circ F(y_t|y_{t-1}) \iff y_t = Q[\Phi(\varepsilon_t)|y_{t-1}] \equiv g(y_{t-1}; \varepsilon_t). \quad (2.2)$$

This is the only solution, if we impose that the one-to-one function g is also increasing in ε ¹. This representation corresponds to the inversion method used for drawing in a distribution. This approach can be extended to the multidimensional framework, but the nonlinear autoregressive representation is no longer unique.

Proposition 2. *Let us denote $u_t = (u_{1,t}, \dots, u_{n,t})'$, where $u_{j,t} = \Phi(\varepsilon_{j,t})$, $j = 1, \dots, n$, the uniform shocks associated with the Gaussian shocks. The uniform shocks are identified up to a continuously differentiable transformation T from $[0, 1]^n$ to $(0, 1]^n$, which is invertible with a continuously differentiable inverse and such that the Jacobian satisfies $\det\left(\frac{\partial T(u)}{\partial u'}\right) = +1$, $\forall u \in [0, 1]^n$, or $\det\left(\frac{\partial T(u)}{\partial u'}\right) = -1$, $\forall u \in]0, 1[^n$.*

Proof: See Appendix A.1.

To summarize, for $n = 1$, both the nonlinear autoregressive representation g and the Gaussian nonlinear innovation ε_t are identifiable. This is no longer the case for $n \geq 2$, where there is a problem of nonparametric partial identification. This problem is discussed in greater detail for $n = 2$ in Appendix A.2. Propositions 1 and 2 are valid under a property of recurrence in the Markov process [see Tweedie (1975) for the definition of recurrence]. For any y_{t-1} , the support of the transition is \mathcal{Y} . Therefore, there is a probability to come back in any region of \mathcal{Y} from any value y_{t-1} . This recurrence property is compatible with both stationary and nonstationary features of process (y_t) (see the discussion in Section 3). There is also no assumption about the observability of (y_t) . The propositions are valid in nonlinear state space models with latent (Markov) factors for instance. The assumption $\mathcal{Y} = \mathbb{R}^n$ is not restrictive. Indeed, the Markov property in Proposition 1 can be equivalently written on $y = (y_t)$, or a transform $\tilde{y} = (\tilde{y}_t)$ with $\tilde{y}_t = g^*(y_t)$, where $g^*(y_t)$ is a diffeomorphism from \mathbb{R}^n to another set $\mathcal{Y}^* = g^*(\mathbb{R}^n)$. After this transformation, we get:

$$\tilde{y}_t = g^*[g^{*-1}(\tilde{y}_{t-1}); \varepsilon_t] \equiv \tilde{g}(\tilde{y}_{t-1}; \varepsilon_t),$$

with the same shock ε_t .

The literature has suggested an alternative definition of nonlinear innovation as:

$$\varepsilon_t^* = \frac{y_t - \mathbb{E}(y_t|y_{t-1})}{\sqrt{\mathbb{V}(y_t|y_{t-1})}},$$

[see Blanchard, Quah (1989), Koop, Pesaran, Potter (1996)]. It is easily checked that ε_t^* is not independent of y_{t-1} in general and thus not appropriate for shocking ε_t^* in the construction of IRFs.

2.2 Future Trajectories

The nonlinear autoregressive representation (2.1) is appropriate for describing and/or simulating the future values of the process. We proceed by recursive substitution as follows.

¹Another solution with g decreasing is obtained by changing ε_t into $-\varepsilon_t$.

First, we have:

$$\begin{aligned} y_{t+1} &= g(y_t; \varepsilon_{t+1}), \\ y_{t+2} &= g(y_{t+1}; \varepsilon_{t+2}), \\ &\vdots \\ y_{t+h} &= g(y_{t+h-1}, \varepsilon_{t+h}). \end{aligned}$$

By substituting equation y_{t+1} into y_{t+2} , we obtain:

$$y_{t+2} = g(y_{t+1}; \varepsilon_{t+2}) = g[g(y_t; \varepsilon_{t+1}); \varepsilon_{t+2}] \equiv g^{(2)}(y_t; \varepsilon_{t+1}, \varepsilon_{t+2}).$$

We can perform these substitutions repeatedly for y_{t+j} , $j = 1, \dots, h$ to obtain:

$$y_{t+h} = g^{(h)}(y_t; \varepsilon_{t+1:t+h}), \quad (2.3)$$

where $\varepsilon_{t+1:t+h} = (\varepsilon_{t+1}, \dots, \varepsilon_{t+h})$, $h \geq 1$. In particular we have the recursive formula:

$$y_{t+h} = g^{(h)}(y_t; \varepsilon_{t+1:t+h}) = g^{(h-1)}[g(y_t; \varepsilon_{t+1}); \varepsilon_{t+2:t+h}]. \quad (2.4)$$

2.3 Examples

Different examples of Markov processes are considered in this paper.

Example 1: Strong Linear Causal VAR(1) Model

The process is defined as the stationary solution to the linear recurrence equation:

$$y_t = Ay_{t-1} + Du_t, \quad (2.5)$$

where the eigenvalues of autoregressive matrix A have a modulus strictly smaller than 1, D is an invertible matrix, and the u_t 's are i.i.d, with independent components. If the cdf of u_{it} , $i = 1, \dots, n$, is F_i , then this model can be rewritten with Gaussian errors as:

$$y_t = Ay_{t-1} + D[F_i^{-1} \circ \Phi(\varepsilon_{i,t})], \quad (2.6)$$

where Φ is the cdf of the standard normal distribution. The strong linear VAR(1) model has in general a nonlinear dynamic feature when it is written with respect to Gaussian errors, by the nonlinear transformation $F_i^{-1} \circ \Phi$.

Example 2: Conditionally Gaussian Model

It is written as:

$$y_t = m(y_{t-1}) + D(y_{t-1})\varepsilon_t, \quad (2.7)$$

where $\varepsilon_t \sim IIN(0, Id)$ and is assumed independent of y_{t-1} . This specification is used in Koop, Pesaran, Potter (1996) for instance. Except in the Gaussian linear VAR(1) framework: $m(y_{t-1}) = Ay_{t-1}$, $D(y_{t-1}) = D$, independent of the past, the process is not condi-

tionally Gaussian at horizons larger or equal to 2. Equivalently, this specification is not invariant by a change of time unit. In the one dimensional case, it includes the Double Autoregressive (DAR) model of order one [Weiss (1984), Borkovec, Kluppelberg (2001), Ling (2007)], introduced to account for conditional heteroscedasticity and given by:

$$y_t = \gamma y_{t-1} + \sqrt{\alpha + \beta y_{t-1}^2} \varepsilon_t, \alpha > 0, \beta \geq 0, \quad (2.8)$$

where ε_t is $IIN(0, 1)$. The DAR model has a strictly stationary solution if the Lyapunov coefficient is negative:

$$\mathbb{E} \log |\gamma + \sqrt{\beta} \varepsilon| < 0. \quad (2.9)$$

The conditional heteroscedasticity can create fat tails for the stationary distribution of process (y_t) . This process has second order moments if moreover:

$$\gamma^2 + \beta < 1.$$

When $\gamma^2 + \beta > 1$ and $\mathbb{E} \log |\gamma + \sqrt{\beta} \varepsilon| < 0$, the process (y_t) is stationary with infinite marginal variance (but finite conditional variance).

Its multivariate extension can be written as:

$$y_t = \Phi y_{t-1} + (\text{diag } h_t)^{1/2} \varepsilon_t,$$

with $h_t = a + B(y_{1,t-1}^2, \dots, y_{n,t-1}^2)$ [see Zhu et al. (2017)].

Example 3: Time Discretized Diffusion Process

The discrete time process is $y_t = y(t), y = 1, 2, \dots$, where the underlying process $y(\tau)$ is defined in continuous time $\tau \in (0, \infty)$ by a diffusion equation:

$$dy(\tau) = m[y(\tau)]d\tau + D[y(\tau)]dW(\tau), \quad (2.10)$$

where W is a multivariate Brownian motion with $\mathbb{V}[dW(\tau)] = Id.d\tau$. The diffusion equation (2.10) is the analogue of the conditionally Gaussian model written in an infinitesimal time unit. For $n = 1$, this class of time discretized diffusion contains the Gaussian AR(1) process, the autoregressive gamma (ARG) process, that is the time discretized Cox, Ingersoll, Ross process [Cox, Ingersoll, Ross (1985)], or the time discretized Jacobi process [Karlin, Taylor (1981) and Gouriéroux, Jasiak (2006) for its extension to the multivariate framework], with values in $(-\infty, +\infty), (0, +\infty), (0, 1)$, respectively.

3 Shocks, Impulse Response Functions and Local Projections

The analysis of shocks and of their propagations in a nonlinear system, i.e. the impulse response functions, can serve different objectives: [i] It can be a technical tool to analyze the dynamic properties of the system and their robustness. [ii] It can be used as a counterfactual experiment: “*What would have arisen if...?*”. [iii] In a more structural approach, they

can be used to evaluate ex-ante the effects of a new policy. This latter objective is more structural and demands to define what can be controlled and at what magnitude. The literature agrees on the fact that a shock performed at date $t + 1$ cannot have impacts on the past. It has to be written on an innovation that is on a (multidimensional) variable, independent of its past². It also agrees on the observation that these innovations are not necessarily uniquely defined and that this identification issue has to be taken into account. However, the definitions of the shocked innovations can vary. They can be $\varepsilon + \delta$, which means that we can modify the shock from nature by a deterministic quantity or δ , or the ε could be replaced by 0, which means that the shock $\delta = -\varepsilon$ totally compensates the natural shock. We follow below the first approach that does not assume a total control of the system.

3.1 Shocks

We consider a transitory shock of $\delta \in \mathbb{R}^n$ hitting the innovation ε_{t+1} . This is a system wide shock and not a variable specific shock. Thus, ε_{t+1} is replaced by $\varepsilon_{t+1} + \delta$, the past values and other future innovations being unchanged. Then we can compare the future trajectories before this shock:

$$y_{t+h} = g^{(h-1)}[g(y_t; \varepsilon_{t+1}); \varepsilon_{t+2:t+h}], h \geq 1,$$

and the future trajectories after the shock is applied:

$$y_{t+h}^{(\delta)} = g^{(h-1)}[g(y_t; \varepsilon_{t+1} + \delta); \varepsilon_{t+2:t+h}], h \geq 1.$$

These trajectories correspond to a conceptual experiment, since the innovations do not necessarily have economic interpretations. Thus, we trace out the effects of the shock on the outcome future values.

3.2 Impulse Response Function

Both the initial trajectory and the shocked trajectory are stochastic since they depend on the unknown future values of the innovations $\varepsilon_{t+1}, \dots, \varepsilon_{t+h}$. It is usual to replace the comparison of the stochastic trajectories by a comparison of their summaries. In a nonlinear dynamic framework, a drift of δ on ε_{t+1} can have very complicated effects on the distribution of the process. To get enough information on these effects, several notions of Impulse Response Functions (IRFs) will have to be introduced. For expository purposes, we consider below the one dimensional case $n = 1$. The extensions to the multidimensional framework are straightforward. In particular, it is known that the joint distribution of the components of y_t are characterized by the knowledge of the one-dimensional distributions of the linear combinations $a'y_t$, with a varying. Then, in the multidimensional framework, all the IRF's below can be applied to such linear combinations.

In the definitions below, $\mathbb{E}[\cdot|y_t]$ denotes a conditional expectation, that is the best forecast. In nonlinear dynamic models. It is not equal to the linear regression, that is the projection

²For this reason, the definition by Gallant, Rossi, Tauchen (1993), who consider a transitory shock on Y_t (instead of ε_t) is no longer used.

on the linear space generated by y_t . Thus, the distinction between conditional expectations and projection by linear regression is crucial in nonlinear dynamic frameworks³. This conditioning on the past is especially important in nonlinear dynamic models where the effects of a shock (i.e. the IRF) depends on both the current environment (Are we closed to a tipping point?) and the magnitude of the shock (Is the shock sufficiently large to cross this tipping point?)⁴.

(i) IRF for pointwise prediction

It is defined by:

$$IRF(h, \delta) = \mathbb{E}[y_{t+h}^{(\delta)} - y_{t+h}|y_t], \quad (3.1)$$

and depends on both the horizon h and magnitude δ of the shock.

(ii) IRF for pointwise prediction of the transformed y

Let us consider a nonlinear transformation $a(y)$ of y . The IRF is defined by:

$$IRF(h, \delta, a) = \mathbb{E}[a(y_{t+h}^{(\delta)}) - a(y_{t+h})|y_t]. \quad (3.2)$$

For instance, if $n = 1$ and $a_y(y_{t+h}) = \mathbb{1}_{y_{t+h} < y}$, we get:

$$IRF(h, \delta; a_y) = \mathbb{P}[y_{t+h}^{(\delta)} < y|y_t] - \mathbb{P}[y_{t+h} < y|y_t], \text{ for any } h, \delta, y, \quad (3.3)$$

and the possibility to compare the predictive distributions at all horizons. By inverting these cumulative distribution functions, we can also consider the effect of shocks on the conditional quantiles, that is the conditional Value-at-Risk (VaR) [Gouriéroux, Jasiak (2005)].

(iii) IRF for dynamic features

It is also important to evaluate the effects on dynamic features, such as serial dependence at lag 1. This would lead to the IRF's of the type:

$$IRF(h, \delta) = \mathbb{E}[y_{t+h}^{(\delta)} y_{t+h-1}^{(\delta)} - y_{t+h} y_{t+h-1}|y_t]. \quad (3.4)$$

This can be applied to the autocorrelation function (ACF) as well as the squared ACF. Indeed, in nonlinear dynamic models, a small shock can significantly change the dynamics, including the linear ACF due to chaotic features.

(iv) Joint IRF

All IRF's above are computed without taking into account the dependence between the

³It also does not coincide with the linear regression on quadratic or cubic functions of y_t [see Jorda (2005), Section II, for this suggestion].

⁴In this respect, an unconditional definition of IRF is not appropriate and can lead to misleading interpretations of the IRF [see Goncalves et al. (2021), Definition 1, used in their paper].

trajectories. Other transformations can reveal this cross-dependence, such as:

$$JIRF(h, \delta) = \mathbb{E}[(y_{t+h}^{(\delta)} - y_{t+h})^2 | y_t]. \quad (3.5)$$

that includes a cross term: $\mathbb{E}[y_{t+h}^{(\delta)} y_{t+h} | y_t]$.

3.3 Local Nonlinear Projections (LP)

Let us consider the $IRF(h, \delta)$ defined in (3.1), and introduce the pointwise prediction at horizon h :

$$m^{(h)}(y_t) = \mathbb{E}(y_{t+h} | y_t). \quad (3.6)$$

By the Markov property, this pointwise prediction depends on the past by means of y_t only. Such direct prediction has been called local projection in the linear dynamic framework [see Jorda (2005)]. By analogy with what is known in this linear framework [Plagborg-Moller, Wolf (2021)], we will relate the IRF's and LP's.

Proposition 3.

$$\begin{aligned} IRF(h, \delta) &= \mathbb{E}\{m^{(h-1)}[g(y_t; \varepsilon_{t+1} + \delta)] - m^{(h-1)}[g(y_t; \varepsilon_{t+1})] | y_t\} \\ &= \int \{m^{(h-1)}[g(y_t; \varepsilon + \delta)] - m^{(h-1)}[g(y_t; \varepsilon)]\} \phi(\varepsilon) d\varepsilon, \end{aligned} \quad (3.7)$$

where ϕ is the density of $N(0, Id)$, for $h \geq 1$ ⁵.

Proof: We have:

$$\begin{aligned} &\mathbb{E}[y_{t+h}^{(\delta)} - y_{t+h} | y_t] \\ &= \mathbb{E}\{g^{(h-1)}[g(y_t; \varepsilon_{t+1} + \delta); \varepsilon_{t+2:t+h}] - g^{(h-1)}[g(y_t; \varepsilon_{t+1}); \varepsilon_{t+2:t+h}]\} \\ &= \mathbb{E}\{\mathbb{E}\{g^{(h-1)}[g(y_t; \varepsilon_{t+1} + \delta); \varepsilon_{t+2:t+h}] - g^{(h-1)}[g(y_t; \varepsilon_{t+1}); \varepsilon_{t+2:t+h}] | y_t, \varepsilon_{t+2:t+h}\} | y_t\} \\ &\quad (\text{By the Law of Iterated Expectation}) \\ &= \mathbb{E}[m^{(h-1)}[g(y_t; \varepsilon + \delta)] - m^{(h-1)}[g(y_t; \varepsilon)] | y_t], \end{aligned}$$

by definition of $m^{(h)}$. The result follows. \square

Proposition 3 is easily extended to the other types of IRF's. The integration in equation (3.7) can be avoided in some special cases.

Corollary 1. *Let us assume that:*

$$m^{(h-1)}[g(y_t, \varepsilon_{t+1})] = a^{(h-1)}(y_t)\varepsilon_{t+1} + b^{(h-1)}(y_t).$$

Then:

$$IRF(h, \delta) = a^{(h-1)}(y_t)\delta.$$

⁵For $h = 1$, $m^{(0)}$ is the identity function

The condition in Corollary 1 is satisfied in the linear dynamic models usually considered in the literature. It provides the same IRF's as the IRF comparing two shocked trajectories, one with ε_{t+1} replaced by δ , and another with ε_{t+1} replaced by 0. Indeed, only the difference matters. This can also be normalized by focusing on $\delta = 1$, since $IRF(h, \delta)$ becomes linear in δ . However, without the strong linearity restriction in Corollary 1, the IRF will depend on the current environment y_t , and on the magnitude of the multivariate shock δ , in a nonlinear way (in general). Other simplifications of formula (3.7) are expected in specific dynamic models as fully recursive structural models [see Goncalves et al. (2022), Section 5 with the i.i.d. assumption on the “regressors” and the discussion in Section 5.3]. As mentioned by the authors this assumption of full recursivity is not economically plausible in general.

3.4 Decomposition by Nonlinearity Degree

The IRFs defined in the preceding subsection are global with respect to the degree of nonlinearity. That is, they do not disentangle the linear, quadratic, cubic, ... components of the shocks. We propose a method of decomposition for these effects by means of Hermite polynomials, which are a sequence of orthogonal polynomials with respect to the standard normal density [See online Appendix B].

Let us denote:

$$M^{(h-1)}(y_t, \varepsilon_{t+1}) = m^{(h-1)}[g(y_t, \varepsilon_{t+1})]. \quad (3.8)$$

Then, we have the following proposition:

Proposition 4. *Suppose $\dim y_t = \dim \varepsilon_{t+1} = 1$, we have:*

$$\begin{aligned} IRF(h, \delta) &= \mathbb{E}[M^{(h-1)}(y_t, \varepsilon_{t+1} + \delta) - M^{(h-1)}(y_t, \varepsilon_{t+1})|y_t] \\ &= \sum_{j=1}^{\infty} \frac{\delta^j}{j!} \mathbb{E}[M^{(h-1)}(y_t, \varepsilon_{t+1}) H_j(\varepsilon_{t+1})|y_t] \\ &= \sum_{j=1}^{\infty} \frac{\delta^j}{j!} \mathbb{E} \left[\frac{\partial^j M^{(h-1)}(y_t, \varepsilon)}{\partial \varepsilon^j} \right], \end{aligned} \quad (3.9)$$

where $H_j(x)$ denote the j -th degree Hermite polynomial for a random variable x , for $j = 0, 1, \dots$

Proof: See Appendix B.

Proposition 4 provides the Taylor expansion of the IRF with respect to δ and shows two ways of deriving the coefficients in this expansion. In particular, the coefficients $\mathbb{E}[M^{(h-1)}(y_t, \varepsilon_{t+1}) H_j(\varepsilon_{t+1})|y_t]$ are directly linked with the local projection interpretation of Section 3.3. This will be used in Section 4.4 on nonparametric inference.

4 Nonparametric Inference

An argument for local projection analysis of IRF's is that this is a nonparametric approach that is less sensitive to possible misspecification of the lag in the autoregressive parametric dynamic. However, this argument has been criticized [see Kilian, Kim (2009), p.1466]. Moreover, it is given assuming a linear dynamic model, whereas one of the main misspecification is likely the omitted nonlinear dynamics. Let us now compare the direct IRF estimation approach and the LP estimation approach in a nonlinear dynamic framework. Due to the curse of dimensionality, we consider the one dimensional case $n = 1$ and the observations y_1, \dots, y_T of the process. By the Markov property, we also assume the same lag equal to 1. Then the two approaches will agree and nevertheless are both nonparametric.

4.1 Two Nonparametric Estimation Approaches

When $n = 1$, the nonlinear AR(1) model is identifiable. Then we can consider a nonparametric functional estimator of function g as:

$$\hat{g}(y_{t-1}; \varepsilon) = \hat{Q}[\Phi(\varepsilon)|y_{t-1}], \quad (4.1)$$

based on a kernel estimation of the conditional quantile of y_t given y_{t-1} .

$$\hat{Q}(\alpha|y) = \arg \min_q \sum_{t=1}^T K\left(\frac{y_{t-1} - y}{b_T}\right) \{\alpha(y_t - q)^+ + (1 - \alpha)(y_t - q)^-\}, \quad (4.2)$$

where K is the kernel, b_T the bandwidth and α the critical level. Then, this estimated NLAR(1) model can be used to simulate future trajectories y_{t+k}^s , $k = 1, \dots, h$, $s = 1, 2, \dots, S$, by applying recursively the nonlinear autoregressive equation:

$$\hat{y}_{t+k}^s = \hat{g}(\hat{y}_{t+k-1}^s; \varepsilon_{t+k}^s), k = 1, \dots, h, \quad (4.3)$$

where the ε_t 's are independently drawn from the standard normal distribution. For illustration we focus on the IRF for $\mathbb{E}(y_{t+h}|y_t)$.

(i) Direct estimation of $IRF(h, \delta)$

Step 1: Simulate \hat{y}_{t+h}^s and $\hat{y}_{t+h}^{(\delta),s}$, $s = 1, \dots, S$.

Step 2: Compute:

$$\widehat{IRF}(h, \delta) = \frac{1}{S} \sum_{s=1}^S (\hat{y}_{t+h}^{(\delta),s} - \hat{y}_{t+h}^s). \quad (4.4)$$

(ii) Estimation by means of Local Projection (Indirect Estimation)

It is based on formula (3.7) in Proposition 3.

Step 1: Compute the Nadaraya-Watson estimate of the function $m^{(h)}(\cdot)$. This provides:

$$\begin{aligned}\hat{m}_h(y) &= \arg \min_m \sum_{t=1}^{T-h} K\left(\frac{y_t - y}{b_T}\right) (y_{t+h} - m)^2 \\ &= \sum_{t=1}^{T-h} \left[K\left(\frac{y_t - y}{b_T}\right) y_{t+h} \right] / \sum_{t=1}^{T-h} K\left(\frac{y_t - y}{b_T}\right),\end{aligned}\tag{4.5}$$

Step 2: Simulate ε_{t+1}^s , \hat{y}_{t+1}^s and $\hat{y}_{t+1}^{(\delta),s}$, $s = 1, \dots, S$.

Step 3: Compute:

$$\widehat{IRF}(h, \delta) = \frac{1}{S} \sum_{s=1}^S [\hat{m}^{(h-1)}(\hat{y}_{t+1}^{(\delta),s}) - \hat{m}^{(h-1)}(\hat{y}_{t+1}^s)].\tag{4.6}$$

We will compare, in the next subsection, the asymptotic properties of these functional estimators given in (??) and (4.6). But clearly, to get $IRF(h, \delta)$, $h = 1, \dots, H$ for a given δ , the first approach requires the nonparametric estimation of function g at $2HS$ values (that are the $\hat{y}_{t+k}^s, \hat{y}_{t+k}^{(\delta),s}, k = 1, \dots, h$). The second approach requires the nonparametric estimation of function g at $2S$ values (that are the $\hat{y}_{t+k}^s, \hat{y}_{t+k}^{(\delta),s}, s = 1, \dots, S$), and of functions $\hat{m}^{(h)}$ at $2(h-1)S$ values. Therefore, they seem numerically equivalent in the nonlinear dynamic framework⁶.

Their asymptotic accuracies will depend on the nonparametric estimation method that is used and in particular, based on the choice of kernel and bandwidth. Nevertheless, the first approach estimates in an “efficient” way the transition at horizon 1 and we use this estimator to compute the IRF. The second approach is mixing an “efficient” estimator of transition g , with an estimator $\hat{m}^{(h-1)}$, that does not account for its known dependence with respect to g . Therefore, we expect the second approach to be less accurate asymptotically under coherent choices of kernel and bandwidth in the two approaches.

4.2 Asymptotic Properties

We can now derive the asymptotic behaviours of the functional estimators of interest that are: $\hat{g}(\cdot)$, $\widehat{IRF}_T(h, \cdot)$, $\widehat{IRF}_T^{(\delta)}(h, \cdot)$. All these estimators are consistent with respect to their theoretical counterparts and they converge at different speeds. We perform in Appendix C the asymptotic expansion of the estimated IRF’s in terms of the nonparametric estimates of the primitive characteristic of the conditional transitions. This allows for deriving the asymptotic behaviour of the estimated IRFs. For expository purposes, the derivations are performed in the one dimensional case. Then, the asymptotic variances are functions of the conditional cdf, $F(\mathfrak{z}|y)$, the transition density, $f(\mathfrak{z}|y)$ and the conditional quantile, $Q(\alpha|y)$.

⁶Note that the direct and indirect estimators coincide for $h = 1$.

Proposition 5. *The direct and local projection estimators have the following asymptotic properties:*

(i) *Direct Estimation*

Let us assume $T \rightarrow \infty$, $S \rightarrow \infty$, with $S/T \rightarrow 0$, $b_T \rightarrow 0$, with $Tb_T^{5/3} \rightarrow \infty$. Then, $\widehat{IRF}_T(h, \delta)$ converges to $IRF(h, \delta)$ for any h, δ . Moreover, we have the convergence in distribution:

$$\sqrt{Tb_T}(\widehat{IRF}_T(h, \delta) - IRF(h, \delta)) \rightarrow^d N(0, \sigma^2(h, \delta)),$$

where the expression of $\sigma^2(h, \delta)$ is derived in Appendices C.1 for $h = 1$ and C.2 for $h \geq 2$.

(ii) *Local Projection*

We have:

$$\sqrt{Tb_T}[\widehat{\widehat{IRF}}_T(h, \delta) - \widehat{IRF}_T(h, \delta)] = o_p(1),$$

In particular, $\widehat{\widehat{IRF}}_T(h, \delta)$ converges to $IRF(h, \delta)$, with the same speed of convergence as $\widehat{IRF}_T(h, \delta)$ and the same asymptotic variance.

Proof: See Appendices C.1 and C.4.

Recall the standard arguments usually provided in semi-parametric linear dynamic models when comparing direct and indirect approaches. If the semi-parametric model (i.e. the lag) is well specified, the direct approach is more efficient than the local projection approach. If the semi-parametric model (i.e. the lag) is misspecified, the local projection approach is better. The proposition above shows that both approaches are consistent and asymptotically equivalent in a pure nonparametric approach, for both linear and nonlinear dynamic models. Moreover, they have the same speed of convergence and the same asymptotic variance. They can differ however, by their finite sample properties, and also by the computational time that they require.

4.3 An Illustration

In this section, we illustrate the above concepts through the lens of the DAR(1) model in Example 2. In particular, we consider the data generating process:

$$y_t = 0.5y_{t-1} + \sqrt{1 + 0.5y_{t-1}^2} \varepsilon_t,$$

where $y_0 = 0.2$ and $\varepsilon_t \sim N(0, 1)$. These parameter values ensure that there exists a strictly stationary solution with second-order moments.

4.3.1 The Data Generating Process

We simulate 200 observations of the DAR(1) process described above and plot both its trajectory and empirical density in Figure 1. The empirical density features rather fat tails, that is a standard effect of conditional heteroscedasticity on the marginal (stationary) distribution.

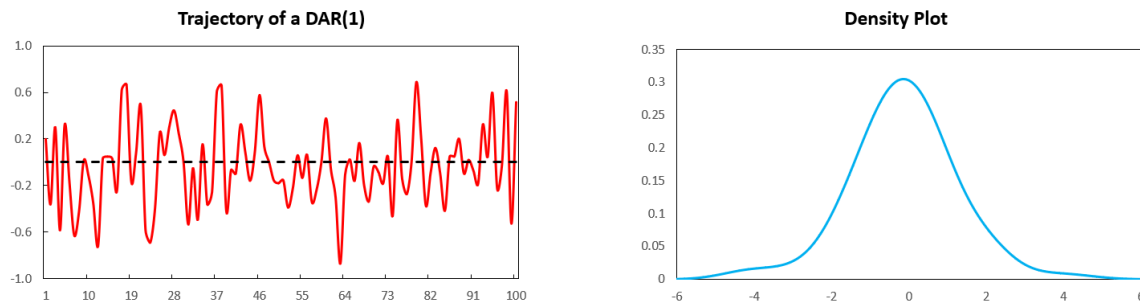


Figure 1: The trajectory (left) and empirical density (right) of the DAR(1) model.

4.3.2 Estimators

The DAR model is semi-parametric, since its parameters and error distribution are not known. For estimation of the IRF, we first need to estimate the function g . To do so, we first perform Quasi Maximum Likelihood Estimation (QMLE) for the parameters ρ , α and β , that is a MLE as if the ε_t were Gaussian. The solution to the quasi log-likelihood can be written as [Ling (2007)]:

$$(\hat{\rho}, \hat{\alpha}, \hat{\beta})' = \arg \max_{\rho, \alpha, \beta} \sum_{t=2}^{200} -\frac{1}{2} \left[\ln(\alpha + \beta y_{t-1}) - \frac{1}{2} \frac{(y_t - \rho y_{t-1})^2}{(\alpha + \beta y_{t-1})} \right].$$

We perform a three dimensional grid search on the cube $[0.01, 1.20]^3$ at intervals of size 0.01. Our results yield estimates $(\hat{\rho}_{MLE}, \hat{\alpha}_{MLE}, \hat{\beta}_{MLE})' = (0.35, 0.9, 0.46)'$, to be compared with the true values of the DGP, that are $(0.5, 1, 0.5)$. For the local projection approach, we will have to run the nonparametric regression of y_{t+h} on y_t to obtain the Nadaraya-Watson estimates of the LP equation, $\hat{m}^{(h)}$. In Figure 2, we compare the estimated regression line $\hat{m}^{(1)}$ and the true function, as well as the QQ plot of the residuals.

4.3.3 IRF

We present shocks of magnitude $-1, -0.5, 0.5$ and 1 below in Figure 3. Each graph features three IRFs: [1] The true IRF, based on equation (3.1) [2] The IRF obtained by the (semi-parametric) direct estimation, based on equation (4.4) with QMLE estimation [3] The IRF obtained by means of local projection, based on equation (4.6). We can see that in all cases,

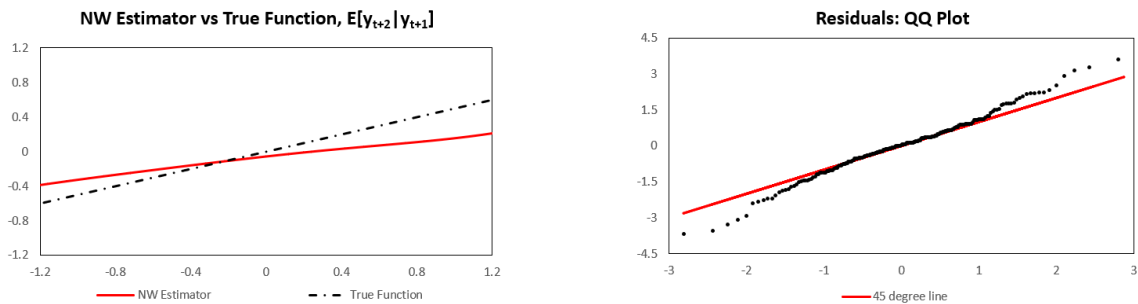


Figure 2: The comparison of the estimated and true functional form of m (left) and the QQ plot of the residuals (right).

holding the simulation size equal, the direct estimation method provides a more accurate IRF. This is not surprising since the local projection is based on the Nadaraya-Watson estimator, which takes longer to converge than the QMLE method.

4.4 Decomposition of Nonlinear Effects

Recall in Section 3.4, we discussed a methodology which allows us to separate the nonlinear effects of the IRFs. In practice, we may employ the following algorithm for the numerical implementation of this decomposition:

1. Simulate \hat{y}_{t+h}^s (for the direct case) or $\hat{m}^{(h-1)}(\hat{y}_{t+1}^s)$ (for the local projection), for $s = 1, \dots, S$.
2. Construct the Hermite polynomials for ε_{t+1} up to the desired degree J , that is, $H_j(\varepsilon_{t+1}^s)$, for $j = 1, \dots, J$ and $s = 1, \dots, S$.
3. Regress, using ordinary least squares, the trajectory from step 1 on the Hermite polynomials from step 2.

It turns out that the coefficients for the Hermite polynomials correspond to $\mathbb{E}[y_{t+h}H_j(\varepsilon_{t+1})|y_t]$ (for the direct case) and $\mathbb{E}[M^{(h-1)}(y_t, \varepsilon_{t+1})H_j(\varepsilon_{t+1})|y_t]$. This is a consequence of Hermite polynomial expansions for Gaussian processes (see Online Appendix B for details).

	h=1	h=2	h=3	h=4	h=5	h=6	h=7
Linear	1.1977	0.5949	0.2935	0.1465	0.0819	0.0352	0.0188
Non-Linear	0.0000	0.0036	0.0034	0.0019	0.0004	-0.0014	0.0013
$\widehat{IRF}(h, 0.5)$	1.1977	0.5985	0.2969	0.1484	0.08235	0.0338	0.0201

Table 1: Decomposition of Shock Effects on IRF (Direct Estimation)

Table 1 above displays the magnitude of contributions for the shock profile $\delta = 0.5$ in the case of the direct estimator (MLE). We can see that up to horizon 7, the IRF is primarily

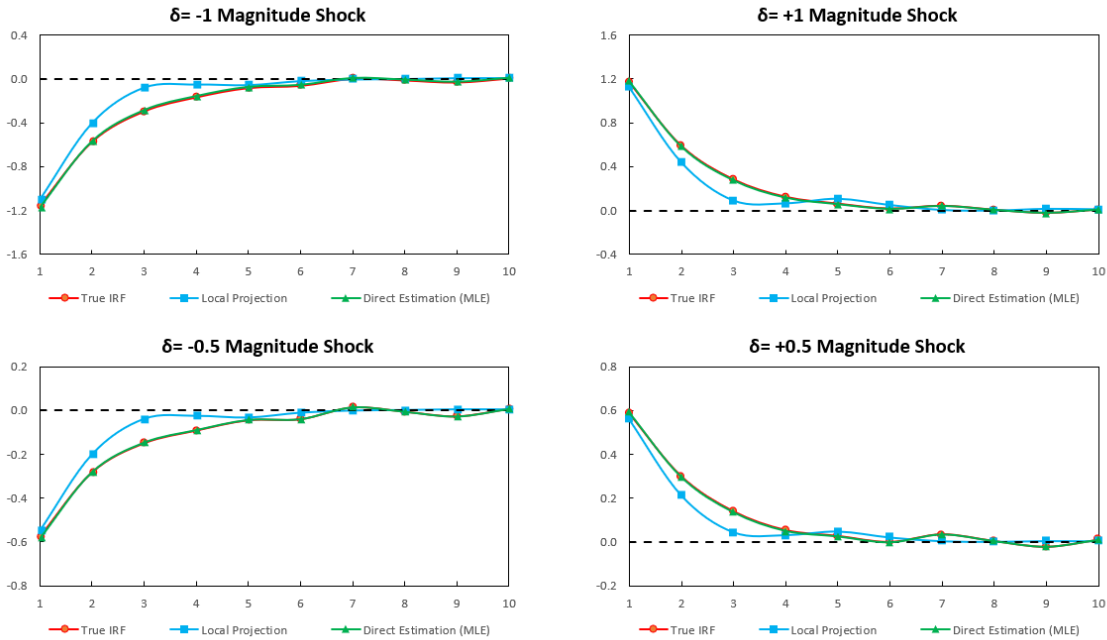


Figure 3: A comparison of IRFs constructed using different estimation methods.

influenced by linear effects of ε_{t+1} . This result is not surprising and aligns visually with the results presented in Figure 3. In particular, recall that IRFs in linear models exhibit both shock symmetry and linearity scalability. The graphs in Figure 3 show that the negative shocks are almost the mirrored image of their positive counterparts. In addition, the $\delta = \pm 1$ shocks yield close to twice the magnitude of the $\delta = \pm 0.5$ ones. Hence, although the DAR(1) model is nonlinear, we can see that the trajectory of its IRFs still behave linearly.

5 Extension to the Multivariate Framework

5.1 Partial Identification

When the dimension n is larger than 2, the nonlinear AR(1) process, that is function g in (2.2), is not identifiable. This is a problem of nonparametric partial identification with the identified set described in Proposition 2. As a consequence the nonlinear innovations and the impulse response functions are not identifiable either. There are three ways to solve this identification issue. [i] We can introduce parametric or nonparametric identifying restrictions making function g identifiable. [ii] We can introduce restrictions to identify or partially identify a specific type of shock, such as a monetary policy shock [Uhlig (2005)], fiscal policy shock [Ramey (2016), Section 4], a technology shock, or an oil shock [Hamilton (2003)]. [iii] Even if some partial identification is still present, we can look for identifiable transforms of the IRF that are identifiable, even if the IRFs themselves are not. We first

briefly review the example of the Gaussian VAR(1) model, and then of models with i.i.d. Non Gaussian error terms when the observations are preliminary conditionally demeaned and reduced. Then, the general discussion of multivariate nonlinear models is done in Section 5.2.

5.1.1 Gaussian VAR(1) Model

This model is defined by:

$$y_t = Ay_{t-1} + D\varepsilon_t, \quad \varepsilon_t \sim N(0, Id). \quad (5.1)$$

The eigenvalues of the autoregressive matrix A have a modulus strictly smaller than 1. This ensures the existence of a stationary solution to (5.1), for which ε_t is independent of y_{t-1} . By the Gaussian assumption, it is equivalent to consider identification based on distribution and “second-order” identification based on first and second-order moments only. The Gaussian assumption is often implicit or explicit in the analysis of VAR(1) models [see e.g. Assumption 2 in Plagborg-Moller, Wolf (2021)]. Then it is easily seen that the autoregressive matrix A is identifiable, but the linear transformation of the errors (or sources) D is not. Only DD' is identifiable. The degree of underidentification on D is $\frac{n(n-1)}{2}$ (that is n^2 for the number of elements in D , subtracted by the $\frac{n(n+1)}{2}$ restrictions on $\Omega \equiv DD'$). Then, the IRF is given by:

$$IRF(h, \delta) = A^h D \delta,$$

which is not identifiable too since D is not identifiable.

(i) Identifiable Function of IRF

Let us focus on the maximum possible IRF under a normalization on the magnitude of shock δ . We consider the IRF on a linear combination of the variable $a'y$, say, that becomes $IRF(h, \delta, a) = a'A^h D \delta$ and the solution of the constrained optimization problem:

$$\max_{\delta} IRF(h, \delta, a), \quad \text{s.t. } \delta' \delta = 1. \quad (5.2)$$

The Lagrangean $IRF(h, \delta, a) - \lambda \delta' \delta$ is optimized for:

$$\delta = \frac{1}{2\lambda} D' A^h a,$$

where λ denotes the Langrange multiplier and the normalization condition implies:

$$2\lambda = \sqrt{a' A^h D D' A^h a}$$

We deduce the value of the objective function at its optimum.

Proposition 6. *The maximum of $IRF(h, \delta, a)$, s.t. $\delta' \delta = 1$ is equal to $\sqrt{a' A^h D D' A^h a}$, and is identifiable for any h, a .*

This approach can easily be extended to a specific type of shocks with sign restrictions on the IRF [see e.g. Plagborg-Møller, Wolf (2021), Example 3].

(ii) Identifying Restrictions

An alternative is to introduce some identifying restrictions linking the autoregressive parameter A and the mixing matrix D . This is usually done on a “structural form” of the model:

$$\Phi_0 y_t = \Phi_1 y_{t-1} + \text{diag} \sigma \varepsilon_t, \quad (5.3)$$

or equivalently:

$$y_t = \Phi_0^{-1} \Phi_1 y_{t-1} + \Phi_0^{-1} \text{diag} \sigma \varepsilon_t, \quad (5.4)$$

which is model (5.1) with $A = \Phi_0^{-1} \Phi_1$, $D = \Phi_0^{-1} \text{diag} \sigma$. These can be exclusion (i.e. sparsity) restrictions with zero components in Φ_0, Φ_1 , sign restrictions on IRF leading to partial identification only [Uhlig (2005), Antolin-Diaz, Rubio-Ramirez (2018)], or long run restrictions when technology shocks are defined as the only shocks that affect labour productivity in the long-run [Blanchard, Quah (1989)].

5.1.2 Conditionally Demeaned and Reduced Non Gaussian Models with Independence Restrictions

They are written as:

$$y_t = m(y_{t-1}) + D(y_{t-1}) D^* u_t, \quad (5.5)$$

where the components of u_t are assumed to be independent. This model includes the strong linear AR(1) model where $m(y_{t-1}) = A y_{t-1}$ and $D(y_{t-1}) = Id$. Let us assume that $m(y_{t-1})$ and $D(y_{t-1})$ are identified. Then we know asymptotically $v_t = D^* u_t$. The problem of identification becomes a problem of multivariate deconvolution [also known as Independent Component Analysis (ICA)]. Can we identify D^* and the distributions of $u_{1,t}, \dots, u_{n,t}$ from the joint distribution of v_t ? The answer is given in the following proposition:

Proposition 7. *If there is at most one distribution of $u_{i,t}$ which is Gaussian, then we can identify D^* and the sources $u_{1,t}, \dots, u_{n,t}$ up to a scale effect on $u_{i,t}$, permutation of the indices and their distributions.*

Proof: See Comon (1994), Erikson, Koivunen (2004), Gouriéroux, Monfort, Renne (2017).

Thus, the linearity in u_t in (5.5) and the independence assumptions make the model structural and facilitate the identification. In general the identified matrix D^* is not triangular as assumed in the recursive definition of shocks by Sims. Thus, the primitive shocks are not associated with an equation, but may enter in several equations. Proposition 7 shows also that, in such a model (5.5), the degree of partial identification will depend on the number of Gaussian sources [See Guay (2021), Gouriéroux, Jasiak (2023b)].

5.2 Factor Models

The identification issues could also be solved when the multivariate observed time series is a transformation of independent dynamic factors (or sources in the operation research

literature). We consider below the cases of linear and nonlinear transforms in the bivariate case for expository purpose.

5.2.1 Linear Transformation

Let us assume that the bivariate observable process (y_t) is such that:

$$y_t = Ax_t, \tag{5.6}$$

where the sources $(x_{1,t})$ and $(x_{2,t})$ are independent Markov processes:

$$\begin{cases} x_{1,t} = g_1(x_{1,t-1}; \varepsilon_{1,t}), \\ x_{2,t} = g_2(x_{2,t-1}; \varepsilon_{2,t}), \end{cases} \tag{5.7}$$

$(\varepsilon_{1,t})$, $(\varepsilon_{2,t})$ are independent Gaussian noises, and matrix A is invertible. The nonparametric identification of A , g_1 , g_2 , is equivalent to the nonparametric identification of matrix A . We get the same type of dynamic model if $(x_{1,t})$ (or $(x_{2,t})$) are multiplied by a (signed) scale factor, and also if we permute the one-dimensional processes $(x_{1,t})$ and $(x_{2,t})$.

Definition 1. *The representation (A, g_1, g_2) with linear transformation A is essentially unique if and only if it is identified up to a signed scale effect and permutation of indexes.*

The lack of identification due to scale effects can be solved by introducing an appropriate identification restriction as: “the diagonal elements of matrix A are equal to 1”. Then, we have the following result:

Proposition 8. *Let us denote $\tilde{\gamma}_j(h)$, $j = 1, 2$, the autocovariance functions of processes $(x_{1,t})$ and $(x_{2,t})$. Then, if $(\tilde{\gamma}_1(h)$, h varying) and $(\tilde{\gamma}_2(h)$, h varying) are linearly independent, the representation is essentially unique.*

Proof: See Appendix A.3.

We have seen in subsection 5.1.1 that there is an identification issue when $(x_{1,t})$ and $(x_{2,t})$ are independent white noises. This lack of identification disappears, if the underlying independent factors have different second-order dynamics. This result can be extended to any dimension as seen for combinations of independent AR(1) processes in [Gouriéroux, Jasiak (2023a)].

5.2.2 Nonlinear Transformation

The model in the previous subsection can be extended to account for nonlinear transformations of the sources, where (5.6) is replaced by:

$$y_t = A(x_t). \tag{5.8}$$

Then, the definition of essential identification has to be extended to account for the non-linearity of the transformation A . Typically, A , g_1 and g_2 can be modified for the latent

variables $(x_{1,t})$ and $(x_{2,t})$ to be marginally uniform on $[0, 1]$, for (y_t) to be marginally uniform on $[0, 1]^2$, and up to permutation of indices.

Definition 2. *The representation (A, g_1, g_2) with nonlinear transformation A is essentially unique if and only if it is unique up to a transformation on (x_t) and (y_t) to make them marginally uniform and up to permutation of indices.*

By fixing the margins, the analysis of identification will be through pairwise copulas at different lags instead of covariances at different lags as in Proposition 9 below.

Proposition 9. *Let us denote $\ell_{jh}(x_{j,t+h}|x_{j,t})$, $j = 1, 2$ as the conditional transitions at horizon h of the two sources. Let us assume that the functions $\ell_{jh}(u|v)$ are differentiable with respect to u and that the sequences $\left[\frac{\partial \log \ell_{jh}}{\partial u}(u|v), v \text{ varying}\right]$, $j = 1, 2$, are linearly independent. Then A, g_1, g_2 are essentially unique.*

Proof: See Appendix A.4.

Therefore, there is no real problem of identification if the sources are independent with different dynamics, even in the Gaussian framework. As an illustration, let us consider Gaussian AR(1) sources: $x_{j,t} = \rho_j x_{j,t-1} + \sigma_j \varepsilon_{j,t}$. The conditional transition at horizon h is Gaussian $N(\rho^h x_{j,t}, \eta_{j,h}^2)$, where $\eta_{j,h}^2 = \sigma_j^2 \frac{1 - \rho_j^{2h}}{1 - \rho_j^2}$. Then we have:

$$\frac{\partial \log \ell_{jh}}{\partial u}(u|v) = -\frac{u}{\eta_{j,h}^2} + \frac{\rho_j^h v}{\eta_{j,h}^2}, j = 1, 2,$$

and the condition of Proposition 9 is satisfied if and only if $\rho_1 \neq \rho_2$.

5.3 Augmented Nonlinear Autoregressive Models

It is known that the notion of Granger causality and likely also the notions of Markov process, innovation and IRF can depend on the universe, that is, on the selected set of variables. In particular, starting from a given universe, they could be modified if the universe is either decreased or increased. This leads for instance to the introduction of the Factor Augmented Vector Autoregressive (FAVAR) models in the linear dynamic literature [Bernanke, Boivin, Elias (2002)].

5.3.1 The Markov Assumption

In fact there is a trade-off between the dimension of the system and the order of the Markov process⁷. For instance, it is well known that a one-dimensional AR(1) process can be written as a bidimensional VAR(1) process. It is also known that the first component of a bivariate VAR(1) process satisfies an ARMA model (i.e. an AR(∞) model), when its dynamic is

⁷Assumed equal to 1 in our paper, but the discussion is the same for any fixed order p [see e.g. Florens et al. (1993)].

marginalized.

To understand why the Markov assumption depends on the universe, let us consider a (multivariate) process (y_t) , and the process augmented by a (multivariate) process (ζ_t) . We denote \underline{y}_t [resp. $\underline{\zeta}_t$] the set of current and past values of the process (y_t) (resp. (ζ_t)). There are three notions of Markov processes with conditions written in terms of transition densities.

(i) The augmented process (y_t, ζ_t) is Markov with respect to the augmented universe:

$$\ell(y_t, \zeta_t | \underline{y}_{t-1}, \underline{\zeta}_{t-1}) = \ell(y_t, \zeta_t | y_{t-1}, \zeta_{t-1}). \quad (5.9)$$

(ii) The initial process (y_t) is Markov with respect to its own universe:

$$\ell(y_t | \underline{y}_{t-1}) = \ell(y_t | y_{t-1}). \quad (5.10)$$

(iii) The initial process (y_t) is Markov with respect to the augmented universe:

$$\ell(y_t | \underline{y}_{t-1}, \underline{\zeta}_{t-1}) = \ell(y_t | y_{t-1}). \quad (5.11)$$

All these conditions can be rewritten in terms of conditional independence, denoted $\cdot \perp\!\!\!\perp \cdot | \cdot$ [Florens et al. (1993)] as:

(i) (y_t, ζ_t) is Markov in the augmented universe, iff $(y_t, \zeta_t) \perp\!\!\!\perp (\underline{y}_{t-2}, \underline{\zeta}_{t-2}) | y_{t-1}, \zeta_{t-1}$.

(ii) (y_t) is Markov in its universe, iff $y_t \perp\!\!\!\perp \underline{y}_{t-2} | y_{t-1}$.

(iii) (y_t) is Markov in its augmented universe, iff $y_t \perp\!\!\!\perp (\underline{y}_{t-2}, \underline{\zeta}_{t-1}) | y_{t-1}$.

It is also easily seen that, under (5.11), the condition (5.10) means that process (ζ_t) does not (Granger) cause process (y_t) , that is a condition of dynamic exogeneity of process (y_t) .

In the previous sections to define the nonlinear innovations to define, the IRF corresponding to the shocks on their innovation and to discuss the identification issues, we have assumed that the nonlinear AR(1) model is well-specified, that is the Markov assumption is satisfied. This predictive assumption has now to be discussed. In particular, we have to consider the following questions:

In which case do we have simultaneously the joint and marginal Markov properties (5.9),(5.10) satisfied?

We have the following result:

Proposition 10. *Let us assume that the augmented process (y_t, ζ_t) is Markov of order 1 and that the process (ζ_t) does not cause (y_t) . Then, (y_t) is Markov with respect to its own universe.*

Proof. Indeed, we have:

$$\begin{aligned}\ell(y_t | \underline{y}_{t-1}, \underline{\zeta}_{t-1}) &= \ell(y_t | y_{t-1}, \zeta_{t-1}) \\ &= \ell(y_t | y_{t-1}).\end{aligned}$$

Then, reintegrating with respect to $\underline{\zeta}_{t-1}$ both sides, we get:

$$\ell(y_t | \underline{y}_{t-1}) = \ell(y_t | y_{t-1}),$$

that is condition (5.10). □

This noncausality condition is sufficient but not necessary [See Florens et al. (1993) for more detailed analysis]. This type of condition will also appear when IRFs are obtained by “state dependent” local projection [Goncalves et al. (2022)].

5.3.2 Testing the Markov Assumption

The discussion in Section 5.3.1 shows that the Markov assumption is at the core of the definitions of IRFs and their identification. Therefore, in practice, this assumption would have to be tested (which is rarely the case, even in linear dynamic VARs). In the identified case, it is equivalent to test that the nonlinear innovations are independent white noises. This can be done by applying tests of independence and of strong white noise to the series of nonlinear residuals. These tests have to check for the absence of any type of cross-sectional and serial nonlinear correlation (not only linear ones) [see e.g.]. When there is an identification issue, tests of conditional independence can be used based on the interpretation of the Markov assumption in terms of conditional independence. This condition can be written in terms of appropriate moments. For instance, the Markov condition [ii] is equivalent to the moment conditions:

$$\begin{aligned}\mathbb{E}[(a(y_t)b(y_{t-2})c(y_{t-1}))] &= \mathbb{E}\{\mathbb{E}[a(y_t)]\mathbb{E}[b(y_{t-2})]c(y_{t-1})\} \\ \iff \mathbb{E}[Cov(a(y_t), b(y_{t-2}))c(y_{t-1})] &= 0\end{aligned}\tag{5.12}$$

for any integrable functions a, b, c .

6 Concluding Remarks

This paper has extended the notions of innovations, impulse response functions and local projections to the multivariate nonlinear dynamic framework. In particular, we have precisely defined the nonlinear Gaussian innovation and the IRFs corresponding to shocks on these innovations. We have explained how the IRFs can be decomposed by nonlinearity degree and how they can be deduced from nonlinear local projections. We also analyzed the identification issue for these innovations and IRFs. In this respect, the linear Gaussian VAR models appear as the very special case in which the identification issue is significant. The main identification issues disappear when nonlinearities and/or independent latent sources with different dynamics exist. Such analysis can be applied to any nonlinear dynamic system. Can we use them as tools for economic policy? Following Bernanke (1986), p. 52-55,

“Structures of shocks are primitive exogenous forces (i.e. the innovation), that are independent of each other and economically meaningful”. Therefore, in practice, the estimation of the model, of the innovation, of the IRFs have to be followed by a structural step to interpret economically some of these innovations, not necessarily all of them. All the analysis in this paper has been developed for time series with multivariate observations indexed by t . It would be interesting to extend this analysis to series that are doubly indexed: [i] By time and maturity when considering the term structure of interest rates or of volatilities [ii] indexed by the localization for spatial processes or [iii] indexed by a pair of individuals as in networks. These extensions are left for further research.

7 References

- Ait-Sahalia, Y. (1993). Nonparametric Functional Estimation with Applications to Financial Models. *Doctoral Dissertation*, Massachusetts Institute of Technology.
- Antolín-Díaz, J., and Rubio-Ramírez, J. (2018). Narrative Sign Restrictions for SVARs. *American Economic Review*, 108, 2802-29.
- Baqae, D. (2020). Asymmetric Inflation Expectations, Downward Rigidity of Wages, and Asymmetric Business Cycles. *Journal of Monetary Economics*, 114, 174-193.
- Barnichon, R., and Brownlees, C. (2019). Impulse Response Estimation by Smooth Local Projections. *Review of Economics and Statistics*, 101, 522-530.
- Barnichon, R., and Matthes, C. (2018). Functional Approximation of Impulse Responses. *Journal of Monetary Economics*, 99, 41-55.
- Bec, F., Nielsen, H., and Saidi, S. (2020). Mixed Causal–Noncausal Autoregressions: Bimodality Issues in Estimation and Unit Root Testing. *Oxford Bulletin of Economics and Statistics*, 82, 1413-1428.
- Bernanke, B. (1986). Alternative Explanations of the Money-Income Correlation. *Carnegie Rochester Conference Series on Public Policy*. 25, 49-99.
- Bernanke, B., Boivin, J., and Elias, P. (2002). Measuring the Effects of Monetary Policy: A Factor Augmented Vector Autoregressive (FAVAR) Approach. *Quarterly Journal of Economics*, 120, 387-422.
- Blanchard, O., and Quah, D. (1989). The Dynamic Effects of Aggregate Demand and Supply Disturbances. *American Economic Review*, 73, 655-673.
- Borkovec, M., and Kluppelberg, C. (2001). The Tail of the Stationary Distribution of an Autoregressive Process with ARCH(1) Errors. *Annals of Applied Probability*, 11, 1220-1241.
- Cashin, P., Mohaddes, K., and Raissi, M. (2017). Fair Weather or Foul? The Macroeconomic Effects of El Niño. *Journal of International Economics*, 106, 37-54.
- Christiano, L. (2012). Christopher A. Sims and Vector Autoregressions. *The Scandinavian Journal of Economics*, 114, 1082-1104.
- Christoffersen, P., Du, D., and Elkamhi, R. (2017). Rare Disasters, Credit, and Option Market Puzzles. *Management Science*, 63, 1341-1364.
- Comon, P. (1994). Independent Component Analysis, a New Concept?. *Signal Processing*, 36, 287-314.

- Cox, J., Ingersoll, J., and Ross, S. (2005). A Theory of the Term Structure of Interest Rates. *Theory of Valuation*, 129-164.
- Eriksson, J., and Koivunen, V. (2004). Identifiability, Separability, and Uniqueness of Linear ICA models. *IEEE Signal Processing Letters*, 11, 601-604.
- Florens, J.P., Mouchart, M. and Rolin, J.M. (1993). Noncausality and Marginalization of Markov Processes. *Econometric Theory*, 9, 239-260.
- Frank, M., and Stengos, T. (1988). Chaotic Dynamics in Economic Time-Series. *Journal of Economic Surveys*, 2, 103-133.
- Franz, M. O., and Schölkopf, B. (2006). A Unifying View of Wiener and Volterra Theory and Polynomial Kernel Regression. *Neural Computation*, 18(12), 3097-3118.
- Frisch, R. (1933). Propagation Problems and Impulse Responses in Dynamic Economies. *Economic Essays in Honour of Gustav Cassel*. Allen and Unwin Ltd.
- Frost, J., and van Stralen, R. (2018). Macroprudential Policy and Income Inequality. *Journal of International Money and Finance*, 85, 278-290.
- Gallant, A., Rossi, P., and Tauchen, G. (1993). Nonlinear Dynamic Structures. *Econometrica*, 61, 871-907.
- Ganics, G., Inoue, A., and Rossi, B. (2021). Confidence Intervals for Bias and Size Distortion in IV and Local Projections-IV Models. *Journal of Business & Economic Statistics*, 39(1), 307-324.
- Goncalves, S., Herrera, A., Kilian, L., and Pesavento, E. (2021). Impulse Response Analysis for Structural Dynamic Models with Nonlinear Regressors. *Journal of Econometrics*, 225, 107-130.
- Goncalves, S., Herrera, A., Kilian, L., and Pesavento, E. (2022). When Do State Dependent Local Projections Work?, DP McGill University.
- Gouriéroux, C., and Jasiak, J. (2005). Nonlinear Innovations and Impulse Responses with Application to VaR Sensitivity. *Annales d'Economie et de Statistique*, 78, 1-31.
- Gouriéroux, C., and Jasiak, J. (2006). Multivariate Jacobi Process with Application to Smooth Transitions. *Journal of Econometrics*, 131(1-2), 475-505.
- Gouriéroux, C., and Jasiak, J. (2017). Noncausal Vector Autoregressive Process: Representation, Identification and Semi-Parametric Estimation, *Journal of Econometrics*, 200, 118-134.

Gouriéroux, C., and Jasiak, J. (2022). Nonlinear Forecasts and Impulse Responses for Causal-Noncausal (S)VAR Models. *arXiv preprint arXiv:2205.09922*.

Gouriéroux, C., and Jasiak, J. (2023a). Dynamic Deconvolution of Independent Autoregressive Sources. *Journal of Time Series Analysis*, 44, 151-180.

Gouriéroux, C., and Jasiak, J. (2023b). Generalized Covariance Based Inference for Models Partially Identified from Independence Restrictions, *CREST D.P.*

Gouriéroux, C., Monfort, A., Mouabbi, S., and Renne, J. P. (2021). Disastrous Defaults. *Review of Finance*, 25, 1727-1772.

Gouriéroux, C., Monfort, A., and Renne, J. P. (2017). Statistical Inference for Independent Component Analysis: Application to Structural VAR Models. *Journal of Econometrics*, 196, 111-126.

Guay, A. (2021). Identification of Structural Vector Autoregressions Through Higher Unconditional Moments. *Journal of Econometrics*, 225, 27-46.

Hall, A., Inoue, A., Nason, J., and Rossi, B. (2012). Information Criteria for Impulse Response Function Matching Estimation of DSGE Models. *Journal of Econometrics*, 170, 499-518.

Hamilton, J. (1994). Time Series Analysis. *Princeton University Press*.

Hamilton, J. (2003). What is an Oil Shock?. *Journal of Econometrics*, 113, 363-398.

Hamilton, J. (2011). Nonlinearities and the Macroeconomic Effects of Oil Prices. *Macroeconomic Dynamics*, 15, 364-378.

Herbst, E. and Johannsen, B. (2021). Bias in Local Projections. *Federal Reserve Board. DP 2020-0121*.

Isakin, M., and Ngo, P. (2020). Variance Decomposition Analysis for Nonlinear Economic Models. *Oxford Bulletin of Economics and Statistics*, 82, 1362-1374.

Jordà, Ò. (2005). Estimation and Inference of Impulse Responses by Local Projections. *American Economic Review*, 95(1), 161-182.

Jordà, Ò. (2009). Simultaneous Confidence Regions for Impulse Responses. *The Review of Economics and Statistics*, 91, 629-647.

Jordà, Ò., Schularick, M., and Taylor, A. M. (2015). Leveraged Bubbles. *Journal of Monetary Economics*, 76, 1-20.

- Karlin, S., and Taylor, H. (1981). A Second Course in Stochastic Processes. *Elsevier*.
- Kilian, L., and Kim, Y. (2011). How Reliable are Local Projection Estimators of Impulse Responses?. *Review of Economics and Statistics*, 93, 1460-1466.
- Kilian, L., and Lutkepohl, H. (2017). Structural Vector Autoregressive Analysis. *Cambridge University Press*.
- Kilian, L., and Murphy, D. (2012). Why Agnostic Sign Restrictions are Not Enough: Understanding the Dynamics of Oil Market VAR Models. *Journal of the European Economic Association*, 10, 1166-1188.
- Kilian, L., and Vigfusson, R. (2011). Nonlinearities in the Oil Price–Output Relationship. *Macroeconomic Dynamics*, 15, 337-363.
- Kilian, L., and Vigfusson, R. (2017). The Role of Oil Price Shocks in Causing US Recessions. *Journal of Money, Credit and Banking*, 49, 1747-1776.
- Koop, G. (1996). Parameter Uncertainty and Impulse Response Analysis. *Journal of Econometrics*, 72, 135-149.
- Koop, G., Pesaran, H., and Potter, S. M. (1996). Impulse Response Analysis in Nonlinear Multivariate Models. *Journal of Econometrics*, 74, 119-147.
- Kuiper, W., and Lansink, A. (2013). Asymmetric Price Transmission in Food Supply Chains: Impulse Response Analysis by Local Projections Applied to US Broiler and Pork Prices. *Agribusiness*, 29, 325-343.
- Lanne, M., and Nyberg, H. (2016). Generalized Forecast Error Variance Decomposition for Linear and Nonlinear Multivariate Models. *Oxford Bulletin of Economics and Statistics*, 78, 595-603.
- Lanne, M., and Saikkonen, P. (2011). Noncausal Autoregressions for Economic Time Series. *Journal of Time Series Econometrics*, 3, 1-39.
- Ling, S. (2007). A Double AR(p) Model: Structure and Estimation. *Statistica Sinica*, 17, 161-175.
- Metcalf, G., and Stock, J. (2020). Measuring the Macroeconomic Impact of Carbon Taxes. *AEA papers and Proceedings*, 100, 101-06.
- Montes-Rojas, G. (2019). Multivariate Quantile Impulse Response Functions. *Journal of Time Series Analysis*, 40(5), 739-752.

- Montiel Olea, J., and Plagborg-Møller, M. (2021). Local Projection Inference is Simpler and More Robust Than You Think. *Econometrica*, 89, 1789-1823.
- Montiel Olea, J., and Plagborg-Møller, M. (2022). Corrigendum: Local Projection Inference is Simpler and More Robust Than You Think. Online Manuscript.
- Nakamura, E., and Steinsson, J. (2018). Identification in Macroeconomics. *Journal of Economic Perspectives*, 32, 59-86.
- Paul, P. (2020). A Macroeconomic Model with Occasional Financial Crises. *Journal of Economic Dynamics and Control*, 112, 103830.
- Pesaran, H., and Shin, Y. (1998). Generalized Impulse Response Analysis in Linear Multivariate Models. *Economics Letters*, 58, 17-29.
- Plagborg-Møller, M. (2019). Bayesian Inference on Structural Impulse Response Functions. *Quantitative Economics*, 10, 145-184.
- Plagborg-Møller, M., and Wolf, C. (2021). Local Projections and VARs Estimate the Same Impulse Responses. *Econometrica*, 89, 955-980.
- Rahman, S. (2017). Wiener-Hermite Polynomial Expansion for Multivariate Gaussian Probability Measures. *Journal of Mathematical Analysis and Applications*, 454, 303-334.
- Ramey, V. A. (2016). Macroeconomic Shocks and their Propagation. *Handbook of Macroeconomics*, 2, 71-162.
- Romer, C., and Romer, D. (2004). A New Measure of Monetary Shocks: Derivation and Implications. *American Economic Review*, 94, 1055-1084.
- Rubio-Ramirez, J. , Waggoner, D., and Zha, T. (2010). Structural Vector Autoregressions: Theory of Identification and Algorithms for Inference. *The Review of Economic Studies*, 77, 665-696.
- Schetzen, M. (1980). The Volterra and Wiener Theories of Nonlinear Systems.
- Sims, C. (1980). Macroeconomics and Reality. *Econometrica*, 48, 1-48.
- Smale, S. (1959). Diffeomorphisms of the 2-Sphere. *Proceedings of the American Mathematical Society*, 10, 621-626.
- Toda, A. (2020). Susceptible-Infected-Recovered (SIR) Dynamics of Covid-19 and Economic Impact. *arXiv Preprint*. arXiv:2003.11221.
- Teulings, C., and Zubanov, N. (2014). Is Economic Recovery a Myth? Robust Estimation

of Impulse Responses. *Journal of Applied Econometrics*, 29, 497-514.

Tweedie, R.(1975). Sufficient Conditions for Ergodicity and Recurrence of Markov Chains on a General State Space. *Stochastic Processes and their Applications*, 3, 385-403.

Uhlig, H. (2005). What are the Effects of Monetary Policy on Output? Results from an Agnostic Identification Procedure. *Journal of Monetary Economics*, 52, 381-419.

Velasco, C. (2022). Identification and Estimation of Structural VARMA Models Using Higher Order Dynamics. *Journal of Business & Economic Statistics*, forthcoming, 1-36.

Wang, X. (2019). A Long Run Risks Model with Rare Disaster: An Empirical Test in the American Consumption Data. *Advances in Economics, Business and Management Research*, 68, 237-243.

Weiss, A. (1984). ARMA Models with ARCH Errors. *Journal of Time Series Analysis*, 5, 129-143.

Wold, H. (1938). A Study in the Analysis of Stationary Time Series (Doctoral Dissertation, Almqvist & Wiksell).

Zhu, H., Zhang, X., Liang, X., and Li, Y. (2017). On a Vector Double Autoregressive Model. *Statistics & Probability Letters*, 129, 86-95.

Appendix A Identification of Sources

A.1 Proof of Proposition 2

The nonlinear autoregressive process: $y_t = g(y_{t-1}; \varepsilon_t)$ can be equivalently written as $y_t = h(y_{t-1}; u_t)$, where the components of u_t are i.i.d. uniform on $[0,1]$ and h is another continuously differentiable function w.r.t. u_t , with continuously differentiable inverse. Let us now consider another representation:

$$y_t = h(y_{t-1}; u_t) = \tilde{h}(y_{t-1}; \tilde{u}_t).$$

Then we have: $\tilde{u}_t = \tilde{h}^{-1}(y_{t-1}; h(y_{t-1}; u_t)) = T(u_t)$, say. Indeed \tilde{u}_t cannot depend on y_{t-1} by the independence between \tilde{u}_t and y_{t-1} . Then necessarily \tilde{u}_t is a continuously differentiable function of u_t with continuously differentiable inverse. Let us now derive the distribution of \tilde{u}_t . By the Jacobian formula, this distribution is continuous with density \tilde{f} on $[0, 1]^n$ such that:

$$f(u) = \left| \det \frac{\partial T(u)}{\partial u'} \right| \tilde{f}[T(u)], \text{ on } [0, 1]^n, \quad (\text{A.1})$$

where f is the density of u . Since both f and \tilde{f} are uniform densities on $[0, 1]^n$, we deduce:

$$\left| \det \frac{\partial T(u)}{\partial u'} \right| = 1, \quad \forall u \text{ in } [0, 1]^n.$$

Moreover, by the global invertibility of the transformation T , this condition implies either $\det \frac{\partial T(u)}{\partial u'} = 1, \forall u \text{ in } [0, 1]^n$, or $\det \frac{\partial T(u)}{\partial u'} = -1, \forall u \text{ in } [0, 1]^n$ \square

A.2 The Set of Transformations with Jacobian Equal to One for $n = 2$

Let us now discuss the identified set of transformations for $n = 2$. Without the condition on the determinant, the transformations are just diffeomorphisms from $[0, 1]^2$ to $[0, 1]^2$. It is known that all these transformations can be generated by homotopic deformations of the square [Smale (1959)]. This is illustrated in Figure 4 below.

To find the transformation of $u = (u_1, u_2)$, we have just to consider the crossing of the almost vertical curves starting from u_1 and the almost horizontal curve starting from u_2 . The crossing point is \tilde{u}_1, \tilde{u}_2 , with $\tilde{u} = (\tilde{u}_1, \tilde{u}_2)' = T(u)$. There are no transformations on the boundaries to ensure the marginal uniform distribution conditions and no discontinuity when transforming the corners. We start by considering the restricted sets of linear, or linear affine transformations before providing more general results.

A.2.1 Linear Transformations

Let us focus on the linear transformation: $T(u) = Tu$, where T is a $(2, 2)$ matrix. It is easily checked that the condition $Tu \in [0, 1]^2, \forall u \in [0, 1]^2$ implies:

$$T_{i,j} \geq 0, \forall i, j = 1, 2 \text{ and } \sum_{j=1}^2 T_{i,j} \leq 1, \forall i = 1, 2.$$




Figure 4: A diffeomorphism. [Source: Wikimedia Commons]

Then, by the Perron-Frobenius Theorem on nonnegative matrices, the eigenvalue of matrix T with the largest modulus is real positive smaller or equal to one. The condition $\det T = +1$ implies that the product of the modulus of eigenvalues of T is equal to one. This implies that all eigenvalues are such that $|\lambda_j| = 1, j = 1, 2$ the largest eigenvalue being $\lambda_1 = 1$. Another application of the Perron-Frobenius theorem implies that the other eigenvalue is also equal to one.

Proposition 11. *The identity is the only admissible linear transformation T .*

Proof: If T is diagonalizable, T is the identity. Let us now show that T is necessarily diagonalizable. Otherwise, T can be written under a triangular form by Jordan representation: $T = Q \begin{bmatrix} 1 & 1 \\ 0 & 1 \end{bmatrix} Q^{-1}$. Then, we have $T^h = Q \begin{bmatrix} 1 & 1 \\ 0 & 1 \end{bmatrix}^h Q^{-1} = Q \begin{bmatrix} 1 & h \\ 0 & 1 \end{bmatrix} Q^{-1}$, with elements tending to infinity of h tends to infinity. This contradicts the constraint: $T^h([0, 1]^2) = ([0, 1])^2$. \square

A.2.2 Affine Transformations, $n = 2$

The linear transformations considered in Section 2.1 above do not account for the possibility of recovering a uniform distribution on $[0, 1]$ by the mapping: $u \rightarrow 1 - u$. Let us now consider

affine transformations of the type:

$$T(u) = \begin{bmatrix} u_1 - 1/2 \\ u_2 - 1/2 \end{bmatrix},$$

written for $n = 2$. The condition $T(u) \in [0, 1]^2$ is equivalent to the inequality restrictions:

$$\begin{aligned} -1 \leq T_{11} + T_{12} \leq 1, \quad -1 \leq T_{11} - T_{12} \leq 1, \\ -1 \leq T_{21} + T_{22} \leq 1, \quad -1 \leq T_{21} - T_{22} \leq 1, \end{aligned}$$

and the Jacobian condition (with value +1) gives the equality:

$$T_{11}T_{22} - T_{12}T_{21} = 1.$$

We have now to look for the matrices T satisfying jointly all the above restrictions.

A.2.3 Nonlinear Transformations

We have already described the homotopic transformations on the square $[0, 1]^2$ (see Figure 4 for an illustration). The condition on the Jacobian restricts the number of admissible transformations. This restricted identified set has been described in an appendix of Gouriéroux, Jasiak (2022a). The idea is the following one: Let us consider the Jacobian $\frac{\partial T(u)}{\partial u'}$ and assume that its determinant is equal to 1. We can distinguish the cases of two real distinct eigenvalues or of complex conjugate eigenvalues. In the first case, one eigenvalue is strictly larger than 1, and the second one is strictly smaller than 1. This situation implies some amplified value and is not compatible with the restrictions to stay in the unit square.

In the second case, it is easily checked that the Jacobian is a rotational matrix:

$$\frac{\partial T(u)}{\partial u'} = \begin{bmatrix} \frac{\partial T_1(u)}{\partial u_1} & \frac{\partial T_1(u)}{\partial u_2} \\ \frac{\partial T_2(u)}{\partial u_1} & \frac{\partial T_2(u)}{\partial u_2} \end{bmatrix} \equiv \begin{bmatrix} \cos \theta(u) & -\sin \theta(u) \\ \sin \theta(u) & \cos \theta(u) \end{bmatrix}$$

and that this implies that the functions $T_j(u)$, $j = 1, 2$ are harmonic functions satisfying the Laplace equation:

$$\frac{\partial^2 T_j(u)}{\partial u_1^2} + \frac{\partial^2 T_j(u)}{\partial u_2^2} = 0, j = 1, 2.$$

Then, they admit series representations, and the identified set can be entirely described by means of the series representation constrained by $\left| \det \frac{\partial T(u)}{\partial u'} \right| = 1$.

A.3 Proof of Proposition 8

Let us consider the linear transformation A in $y_t = Ax_t$. Since the components of x_t are defined up to a scale factor, we can assume $A = \begin{bmatrix} 1 & a_{12} \\ a_{21} & 1 \end{bmatrix}$, with $a_{12}a_{21} \neq 1$ to ensure that A is

invertible. Then, we can compute the cross ACF of the process y_t : $\Gamma(h) = \begin{bmatrix} \gamma_{11}(h) & \gamma_{12}(h) \\ \gamma_{21}(h) & \gamma_{22}(h) \end{bmatrix}$

in terms of the marginal ACFs $\tilde{\gamma}_1(h), \tilde{\gamma}_2(h)$ of $(x_{1,t})$ and $(x_{2,t})$, respectively.

We get:

$$\begin{aligned}\gamma_{11}(h) &= \tilde{\gamma}_1(h) + a_{12}^2 \tilde{\gamma}_2(h), \\ \gamma_{12}(h) &= a_{21} \tilde{\gamma}_1(h) + a_{12} \tilde{\gamma}_2(h), \\ \gamma_{22}(h) &= a_{21}^2 \tilde{\gamma}_1(h) + \tilde{\gamma}_2(h).\end{aligned}$$

The system above can be solved to derive the relationship between the observable autocovariances. We get:

$$\gamma_{12}(h) = \frac{1}{1 + a_{12}a_{21}} [a_{21}\gamma_{11}(h) + a_{12}\gamma_{22}(h)], \quad (\text{if } a_{12}a_{21} \neq -1). \quad (\text{A.2})$$

Therefore, if the ACF's $\gamma_{11}(h), \gamma_{22}(h)$ are linearly independent, we can identify $\frac{a_{12}}{(1+a_{12}a_{21})}$ and $\frac{a_{21}}{(1+a_{12}a_{21})}$, or $c = \frac{a_{21}}{a_{12}}$ and $d = \frac{a_{21}}{(1+a_{12}a_{21})} = \frac{ca_{12}}{(1+ca_{12}^2)}$. We deduce that a_{12} is a solution of the equation of degree 2:

$$dca_{12}^2 - ca_{12} + d = 0,$$

that has two solutions. Matrix A is locally identifiable, not globally identifiable. But this lack of global identification is due to the definition of A , up to the permutation of components $x_{1,t}$ and $x_{2,t}$. Therefore, A is essentially unique.

Then, we can identify the source $x_t = A^{-1}y_t$, and also the nonlinear dynamics of $x_{1,t}$ and $x_{2,t}$, respectively, since these Markov processes are one dimensional.

A.4 Proof of Proposition 9

(i) Transition of (y_t) at horizon h .

Let us assume $y_t = A(x_t) \iff x_t = C(y_t)$, where C is the inverse of function A and denote $\ell_{1,h}(x_{1,t+h}|x_t), \ell_{2,h}(x_{2,t+h}|x_t)$ the transition densities at horizon h of processes $(x_{1,t})$ and $(x_{2,t})$, respectively. Then the transition at horizon h of Markov process (y_t) is given by:

$$\ell_h^*(y_{t+h}|y_t) = \left| \det \frac{\partial C(y_{t+h})}{\partial y'} \right| \ell_{1,h}[c_1(y_{t+h})|c_1(y_t)] \ell_{2,h}[c_2(y_{t+h})|c_2(y_t)], \quad (\text{A.3})$$

by the Jacobian formula, and by taking the logarithm of both sides:

$$\log \ell_h^*(y|z) = \log \left| \det \left(\frac{\partial C(y)}{\partial y'} \right) \right| + \log \ell_{1,h}[c_1(y)|c_1(z)] + \log \ell_{2,h}[c_2(y)|c_2(z)], \quad (\text{A.4})$$

valid for $y, z \in [0, 1]^2, \forall h = 1, 2, \dots$. We get an infinite set of relations, in which the left hand side is nonparametrically identifiable.

(ii) Identifiability of the Jacobian

When h tends to infinity, the right hand side tends to $\log \left| \det \left(\frac{\partial C(y)}{\partial y'} \right) \right|$. Indeed, by the ergodicity of process (y_t) , the conditional transitions $\ell_{1,h}, \ell_{2,h}$ no longer depend on the conditioning values. Thus, they coincide with the unconditional density, that is equal to 1, since x_1 and x_2 have been normalized to have marginal distributions that are uniform on $[0, 1]$.

(iii) Identifiability of C (up to an affine transformation).

Therefore, we can identify:

$$\Lambda_h(y; z) = \log \ell_{1,h}[c_1(y)|c_1(z)] + \log \ell_{2,h}[c_2(y)|c_2(z)], \forall y, z, h. \quad (\text{A.5})$$

Let us take the derivative of these equations with respect to y . Then we get:

$$\frac{\partial \Lambda_h(y; z)}{\partial y} = \frac{\partial c_1(y)}{\partial y} \frac{\partial \log \ell_{1,h}}{\partial x_1}[c_1(y)|c_1(z)] + \frac{\partial c_2(y)}{\partial y} \frac{\partial \log \ell_{2,h}}{\partial x_2}[c_2(y)|c_2(z)], \forall y, z, h. \quad (\text{A.6})$$

Under the condition in Proposition 8, the sequences $\left[\frac{\partial \log \ell_{jh}}{\partial u}(u|v), v \text{ varying} \right]$, $j = 1, 2$, are linearly independent. Then, the sequence $\left[\frac{\partial \Lambda_h(\cdot; v)}{\partial y}, v \text{ varying} \right]$ generates a subspace of dimension 2, in which the two sequences above form a basis. Therefore, there exists a (2,2) matrix D such that: $\frac{\partial C(y)}{\partial y'} D$ is identifiable. By integrating with respect to y we deduce that the diffeomorphism $C(\cdot)$ is identifiable up to an affine transformation.

(iv) Identification of the sources x_t and their dynamics.

The end of the proof is similar to the end of the proof in Proposition 7.

Appendix B Decomposition by Nonlinearity Degree

The proof of Proposition 4 can be written for a function $g(\varepsilon)$. We have:

$$\begin{aligned} & \mathbb{E}[g(\varepsilon + \delta)] \\ &= \int g(v + \delta) \phi(v) dv \\ &= \int g(v) \phi(v - \delta) dv \quad (\text{by change of variables}) \end{aligned}$$

Then we can perform the Taylor expansions of $g(\varepsilon + \delta)$ and $\phi(v - \delta)$ to both sides of the equality. We get:

$$\begin{aligned}
& \sum_{j=0}^{\infty} \frac{\delta^j}{j!} \mathbb{E} \left[\frac{d^j g(\varepsilon)}{d\varepsilon^j} \right] \\
&= \int g(v) \sum_{j=0}^{\infty} (-1)^j \frac{\delta^j}{j!} \frac{d^j \phi(v)}{dv^j} dv \\
&= \sum_{j=0}^{\infty} \frac{\delta^j}{j!} \int g(v) H_j(v) \phi(v) dv \quad (\text{by the definition of Hermite polynomial}) \\
&= \sum_{j=0}^{\infty} \frac{\delta^j}{j!} \mathbb{E}[g(\varepsilon) H_j(\varepsilon)].
\end{aligned}$$

Proposition 4 follows with function $M^{(h-1)}(y_t, \varepsilon)$ as function g , noting that the term of the expansion for $j = 0$ is:

$$\mathbb{E}[g(\varepsilon)] = \mathbb{E}[M^{(h-1)}(y_t, \varepsilon_{t+1})|y_t].$$

Appendix C Asymptotic Results

Since the aim of this paper is more on the definitions and discussions of IRF, we just provide below the main steps in the expansions of the nonparametric estimators of the IRFs. Some regularity conditions needed for such expansions are given in online appendices.

C.1 Direct Estimation

For expository purposes, we first consider the case where $h = 1$ and $S = \infty$. The estimated IRF is given by:

$$\begin{aligned}
\widehat{IRF}_T(1, \delta) &= \mathbb{E}[\hat{y}_{t+1}^{(\delta)} - \hat{y}_{t+1}|y_t] \\
&= \mathbb{E}[\hat{g}_T(y_t, \varepsilon_{t+1} + \delta) - \hat{g}_T(y_t, \varepsilon_{t+1})|y_t] \\
&= \int_{-\infty}^{\infty} [\hat{g}_T(y_t, \varepsilon + \delta) - \hat{g}_T(y_t, \varepsilon)] \phi(\varepsilon) d\varepsilon.
\end{aligned}$$

Hence, we have:

$$\widehat{IRF}_T(1, \delta) - IRF_T(1, \delta) = \int_{-\infty}^{\infty} [\hat{g}_T(y_t, \varepsilon + \delta) - g(y_t, \varepsilon + \delta)] - [\hat{g}_T(y_t, \varepsilon) - g(y_t, \varepsilon)] \phi(\varepsilon) d\varepsilon,$$

where $y_t = Q(\Phi(\varepsilon)|y_{t-1})$ ⁸. As discussed in Section 4.2, the asymptotic variance of this expression will depend on the conditional cdf, $F(\mathfrak{z}|y)$, the transition density, $f(\mathfrak{z}|y)$, and the conditional quantile, $Q(\alpha|y)$. In Online Appendix D, we discuss their respective estimators and convergence under standard regularity conditions.

⁸Note that this formula is only valid for the one dimensional framework

To proceed, it is useful to expand the term $\hat{g}(y_t, \varepsilon) - g(y_t, \varepsilon)$, given by the following Lemma:

Lemma 1. *Let us assume that $\hat{F}_T(\mathfrak{z}|y)$ tends to $F(\mathfrak{z}|y)$ such that $h(T)[\hat{F}_T(\mathfrak{z}|y) - F(\mathfrak{z}|y)] \rightarrow X(\mathfrak{z}|y)$, where $1/h(T)$ is the speed of convergence and $X(\mathfrak{z}|y)$ is the limiting process, indexed by the conditioning value. Then:*

$$\begin{aligned} h(T) [\hat{g}_T(y_t, \varepsilon) - g(y_t, \varepsilon)] &= h(T)(\hat{Q}_T - Q)(\Phi(\varepsilon)|y_t) \\ &= -\frac{h(T)}{f[Q(\Phi(\varepsilon_t)|y_t)|y_t]}(\hat{F}_T - F)[Q(\Phi(\varepsilon_t)|y_t)|y_t] + o_p(1). \end{aligned}$$

Proof: See the Online Appendix C for details.

By Lemma 1, we have that:

$$\begin{aligned} &h(T)[\widehat{IRF}_T(1, \delta) - IRF(1, \delta)] \\ &= \int_{-\infty}^{\infty} \frac{-h(T)}{f[Q(\Phi(\varepsilon_t + \delta)|y_t)|y_t]}(\hat{F}_T - F)[Q(\Phi(\varepsilon + \delta)|y_t)|y_t] \\ &\quad + \frac{h(T)}{f[Q(\Phi(\varepsilon_t)|y_t)|y_t]}(\hat{F}_T - F)[Q(\Phi(\varepsilon)|y_t)|y_t]\phi(\varepsilon)d\varepsilon. \end{aligned}$$

The variance of this expression is given by:

$$\begin{aligned} &\mathbb{V} \left\{ h(T)[\widehat{IRF}_T(1, \delta) - IRF(1, \delta)] \right\} \\ &= \mathbb{V} \left\{ \int_{-\infty}^{\infty} \frac{-h(T)}{f[Q(\Phi(\varepsilon + \delta)|y_t)|y_t]}(\hat{F}_T - F)[Q(\Phi(\varepsilon + \delta)|y_t)|y_t] \right. \\ &\quad \left. + \frac{h(T)}{f[Q(\Phi(\varepsilon_t)|y_t)|y_t]}(\hat{F}_T - F)[Q(\Phi(\varepsilon)|y_t)|y_t]\phi(\varepsilon)d\varepsilon \right\} \\ &= \int \int \text{Cov} \left\{ \frac{-1}{f[Q(\Phi(\varepsilon + \delta)|y_t)|y_t]}h(T)(\hat{F}_T - F)[Q(\Phi(\varepsilon + \delta)|y_t)|y_t] \right. \\ &\quad + \frac{1}{f[Q(\Phi(\varepsilon)|y_t)|y_t]}h(T)(\hat{F}_T - F)[Q(\Phi(\varepsilon)|y_t)|y_t], \\ &\quad + \frac{1}{f[Q(\Phi(\varepsilon' + \delta)|y_t)|y_t]}h(T)(\hat{F}_T - F)[Q(\Phi(\varepsilon' + \delta)|y_t)|y_t] \\ &\quad \left. + \frac{-1}{f[Q(\Phi(\varepsilon')|y_t)|y_t]}h(T)(\hat{F}_T - F)[Q(\Phi(\varepsilon')|y_t)|y_t] \right\} \end{aligned}$$

By Donsker's Theorem, we know that:

$$h(T) \left[\hat{F}_T(\mathfrak{z}|y) - F(\mathfrak{z}|y) \right] \rightarrow BB(\mathfrak{z}|y),$$

where $BB(\mathfrak{z}|y)$ denotes the Brownian Bridge in \mathfrak{z} indexed by the conditioning value, y . The standard Brownian Bridge has the covariance operator $w(z, z') = \min[F(z), F(z')] -$

$F(z)F(z')$. Hence, by substituting $z = Q[\Phi(\varepsilon|y_t)|y_t]$, we get:

$$\begin{aligned}
& \mathbb{V} \left\{ h(T) [\widehat{IRF}_T(1, \delta) - IRF(1, \delta)] \right\} \\
&= \int \int -\frac{1}{f(Q(\Phi(\varepsilon + \delta)|y_t))} \frac{1}{f(Q(\Phi(\varepsilon')|y_t))} w(Q(\Phi(\varepsilon + \delta)|y_t), Q(\Phi(\varepsilon')|y_t)) \\
&\quad + \frac{1}{f(Q(\Phi(\varepsilon + \delta)|y_t))} \frac{1}{f(Q(\Phi(\varepsilon' + \delta)|y_t))} w(Q(\Phi(\varepsilon + \delta)|y_t), Q(\Phi(\varepsilon' + \delta)|y_t)) \\
&\quad + \frac{1}{f(Q(\Phi(\varepsilon)|y_t))} \frac{1}{f(Q(\Phi(\varepsilon')|y_t))} w(Q(\Phi(\varepsilon)|y_t), Q(\Phi(\varepsilon')|y_t)) \\
&\quad - \frac{1}{f(Q(\Phi(\varepsilon)|y_t))} \frac{1}{f(Q(\Phi(\varepsilon' + \delta)|y_t))} w(Q(\Phi(\varepsilon)|y_t), Q(\Phi(\varepsilon' + \delta)|y_t)) \phi(\varepsilon)\phi(\varepsilon') d\varepsilon d\varepsilon'
\end{aligned}$$

C.2 Extension to Any Horizon $h \geq 2$

The above results can be generalized for any $h \geq 2$ by using a recursive formula written in terms of the $h = 1$ case. By a similar argument in the Proof of Lemma 2, it can be shown that, for $h = 2$:

$$\begin{aligned}
& \left(\hat{g}_T^{(2)} - g^{(2)} \right) (y_t, \varepsilon_{t+1}, \varepsilon_{t+2}) \\
& \approx (\hat{g}_T - g)[g(y_t, \varepsilon_{t+1}), \varepsilon_{t+2}] + \left[\frac{\partial g^{(2)}}{\partial y'} (y_t, \varepsilon_{t+1}, \varepsilon_{t+2}) \right] (\hat{g}_T - g)(y_t, \varepsilon_{t+1})
\end{aligned}$$

In general, the recursive formula is:

$$\begin{aligned}
& \left(\hat{g}_T^{(h)} - g^{(h)} \right) (y_t, \varepsilon_{t+1:t+h}) \\
& \approx (\hat{g}_T - g)[g^{(h-1)}(y_t, \varepsilon_{t+1:t+h-1}), \varepsilon_{t+h}] + \left[\frac{\partial g^{(h)}}{\partial y'} (y_t, \varepsilon_{t+h-1}, \varepsilon_{t+h}) \right] (\hat{g}_T^{(h-1)} - g^{(h-1)})(y_t, \varepsilon_{t+1:t+h-1})
\end{aligned}$$

where $\varepsilon_{t+1:t+h}$ denotes the sequence of innovations $\varepsilon_{t+1}, \dots, \varepsilon_{t+h}$. By repeated substitution, it can be shown that:

$$\begin{aligned}
& \left(\hat{g}_T^{(h)} - g^{(h)} \right) (y_t, \varepsilon_{t+1:t+h}) \\
&= (\hat{g}_T - g)[g^{(h-1)}(y_t, \varepsilon_{t+1:t+h-1}), \varepsilon_{t+h}] \\
&\quad + \sum_{i=3}^h \left[\prod_{j=i}^h \frac{\partial g^{(j)}}{\partial y'} (y_t, \varepsilon_{t+j-1}, \varepsilon_{t+j}) \right] (\hat{g}_T - g)[g^{(i-2)}(y_t, \varepsilon_{t+1:t+i-2}), \varepsilon_{t+i-1}] \\
&\quad + \left[\prod_{j=2}^h \frac{\partial g^{(j)}}{\partial y'} (y_t, \varepsilon_{t+j-1}, \varepsilon_{t+j}) \right] (\hat{g}_T - g)(y_t, \varepsilon_{t+1})
\end{aligned}$$

Using this formula, we can now evaluate the asymptotic properties of $\widehat{IRF}_T(h, \delta) - IRF_T(h, \delta)$ for any $h \geq 2$. Let us demonstrate the case where $h = 2$. We have that:

$$\begin{aligned}
& \widehat{IRF}_T(2, \delta) - IRF_T(2, \delta) \\
&= \int \int \left\{ [\hat{g}_T^{(2)}(y_t, \varepsilon_{t+1} + \delta, \varepsilon_{t+2}) - g^{(2)}(y_t, \varepsilon_{t+1} + \delta, \varepsilon_{t+2})] \right. \\
&\quad \left. - [\hat{g}_T^{(2)}(y_t, \varepsilon_{t+1:t+2}) - g^{(2)}(y_t, \varepsilon_{t+1:t+2})] \right\} \phi(\varepsilon_{t+1}) \phi(\varepsilon_{t+2}) d\varepsilon_{t+1} d\varepsilon_{t+2}. \\
&= \int \int \left\{ (\hat{g}_T - g)[g(y_t, \varepsilon_{t+1} + \delta), \varepsilon_{t+2}] + \left[\frac{\partial g^{(2)}}{\partial y'}(y_t, \varepsilon_{t+1} + \delta, \varepsilon_{t+2}) \right] (\hat{g}_T - g)(y_t, \varepsilon_{t+1} + \delta) \right. \\
&\quad \left. - (\hat{g}_T - g)[g(y_t, \varepsilon_{t+1}), \varepsilon_{t+2}] + \left[\frac{\partial g^{(2)}}{\partial y'}(y_t, \varepsilon_{t+1}, \varepsilon_{t+2}) \right] (\hat{g}_T - g)(y_t, \varepsilon_{t+1}) \right\} \phi(\varepsilon_{t+1}) \phi(\varepsilon_{t+2}) d\varepsilon_{t+1} d\varepsilon_{t+2}.
\end{aligned}$$

C.3 Indirect Estimation

If S is large (i.e. $S = \infty$), then we have:

$$\widehat{IRF}(h, \delta) = \int \left\{ \hat{m}^{(h-1)}[\hat{g}(y_t, \varepsilon_{t+1} + \delta)] - \hat{m}^{(h-1)}[\hat{g}(y_t, \varepsilon_{t+1})] \right\} \phi(\varepsilon_{t+1}) d\varepsilon_{t+1} \quad (\text{C.1})$$

For the case where $h = 1$, it is important to remark that the equations (4.4) and (4.6) coincide with $m^{(0)} = Id$. Hence, there is no uncertainty on $\hat{m}^{(0)}$ and the estimators $\widehat{IRF}(1, \delta)$ and $\widehat{IRF}(1, \delta)$ are identical. On the other hand, when $h \geq 2$, we can show that the term in the integral expression of $\widehat{IRF}_t(h, \delta)$ has the asymptotic expansion:

$$\begin{aligned}
& \hat{m}^{(h-1)}[\hat{g}(y_t, \varepsilon_{t+1} + \delta)] - m^{(h-1)}[\hat{g}(y_t, \varepsilon_{t+1})] \\
& \approx [\hat{m}^{(h-1)} - m^{(h-1)}][g(y_t, \varepsilon_{t+1})] + \frac{\partial m^{(h-1)}[g(y_t, \varepsilon_{t+1})]}{\partial y'} [\hat{g}(y_t, \varepsilon_{t+1}) - g(y_t, \varepsilon_{t+1})],
\end{aligned}$$

where $g(y_t, \varepsilon_{t+1}) = Q[\Phi(\varepsilon_{t+1})|y_t]$ [from equation (2.2)] and $m^{(h-1)}(y) = \mathbb{E}[y_{t+h-1}|y_t = y]$ [from equation (3.6)]. The first term in the expansion above captures the uncertainty of the Nadaraya-Watson estimator of the conditional expectation, and the second term the uncertainty when defining the Markov model. Thus, we have:

$$\begin{aligned}
& h(T) \left[\widehat{IRF}(h, \delta) - IRF(h, \delta) \right] \\
&= h(T) \int \left\{ [\hat{m}^{(h-1)} - m^{(h-1)}][g(y_t, \varepsilon_{t+1} + \delta)] + \frac{\partial m^{(h-1)}[g(y_t, \varepsilon_{t+1} + \delta)]}{\partial y'} [\hat{g}(y_t, \varepsilon_{t+1} + \delta) - g(y_t, \varepsilon_{t+1} + \delta)] \right. \\
&\quad \left. - [\hat{m}^{(h-1)} - m^{(h-1)}][g(y_t, \varepsilon_{t+1})] - \frac{\partial m^{(h-1)}[g(y_t, \varepsilon_{t+1})]}{\partial y'} [\hat{g}(y_t, \varepsilon_{t+1}) - g(y_t, \varepsilon_{t+1})] \right\} \phi(\varepsilon_{t+1}) d\varepsilon_{t+1}
\end{aligned}$$

The expansion above shows the main difficulties when looking for the asymptotic dis-

tribution of the nonparametric indirect estimator of the IRF. Within the integral, we have two types of terms that involve either functions $\hat{g}(y_t, \varepsilon_{t+1}) - g(y_t, \varepsilon_{t+1})$, say, and $[\hat{m}^{(h-1)} - m^{(h-1)}][g(y_t, \varepsilon_{t+1})]$, say. From Appendix C.1, Lemma 1, we know that the first type of terms are converging at a rate of $h(T) = \sqrt{Tb_T}$ (in the one dimensional case) [see online Appendix D] and that in their expansion the rate is coming from the conditioning value y_t , not from the argument ε_{t+1} . Thus, we expect after integration with respect to ε to still have the same rate $h(T) = \sqrt{Tb_T}$ and the asymptotic normality.

Let us now consider the second-type term. The difference $[\hat{m}^{(h-1)} - m^{(h-1)}](y)$ based on the Nadaraya-Watson estimator is still consistent, at a speed of $h(T) = \sqrt{Tb_T}$ and asymptotically normal. However, when y is replaced by $g(y_t, \varepsilon)$ and reintegrated with respect to ε , this introduces a smoothing with respect to the conditioning value. Loosely speaking, the conditional expectation to be estimated is replaced by a kind of unconditional expectation. In other words, after reintegration, we expect these terms to converge at a parametric rate [see Ait-Sahalia (1993) for the careful analysis of the effect of integration on functional estimators and the use of Hadamard derivatives]. To summarize, the terms of this second type are negligible with respect to the terms of the first type in the expansion above. Therefore, we have:

$$\begin{aligned} & h(T) \left[\widehat{IRF}(h, \delta) - IRF(h, \delta) \right] \\ & \approx \int \left\{ \frac{\partial m^{(h-1)}[g(y_t, \varepsilon + \delta)]}{\partial y'} h(T) [\hat{g}(y_t, \varepsilon + \delta) - g(y_t, \varepsilon + \delta)] \right. \\ & \quad \left. - \frac{\partial m^{(h-1)}[g(y_t, \varepsilon)]}{\partial y'} h(T) [\hat{g}(y_t, \varepsilon) - g(y_t, \varepsilon)] \right\} \phi(\varepsilon) d\varepsilon \end{aligned} \tag{C.2}$$

C.4 Comparison of Accuracies of the Direct and Indirect Approaches

We can now compare the expansions obtained from the estimated IRF's in the direct and indirect nonparametric approaches. Their expansions differ by the multiplicative terms that are:

$$\prod_{j=2}^h \frac{\partial g^{(h)}}{\partial y'}(y_t, \varepsilon_{t+j-1}, \varepsilon_{t+j}), \text{ reintegrated w.r.t. } \varepsilon_{t+1}, \dots, \varepsilon_{t+h},$$

for the direct approach, and

$$\frac{\partial m^{(h-1)}}{\partial y'}(y_t, \varepsilon_{t+1}), \text{ reintegrated w.r.t. } \varepsilon_{t+1},$$

for the indirect approach. It is easy to check that the effect of these multiplicative terms after reintegration are the same as a consequence of the formula of iterated expectations.

[Online Appendix A] Proof of Proposition 1

The proof extends the inversion method given in (2.2) to the multivariate case. Let us denote $\underline{y}_{i-1,t} = (y_{1,t}, \dots, y_{i-1,t})$ and define:

$$F_{i,t}(y|\underline{y}_{i-1,t}, \underline{y}_{t-1}) = \mathbb{P}[y_{i,t} < y|\underline{y}_{i-1,t}, \underline{y}_{t-1}], i = 1, \dots, n.$$

Then we can define:

$$\begin{aligned} \varepsilon_{i,t} &= \Phi^{-1}Q_{i,t}[y_{i,t}|\underline{y}_{i-1,t}, \underline{y}_{t-1}] \\ &= \Phi^{-1}F_{i,t}^{-1}[y_{i,t}|\underline{y}_{i-1,t}, \underline{y}_{t-1}], i = 1, \dots, n, \end{aligned}$$

and denote $F_{i,t}$, $Q_{i,t}$ the appropriate conditional c.d.f. and quantile functions for $y_{i,t}$. The conditional distribution of $\varepsilon_{i,t}$ given $\underline{y}_{i-1,t}, \underline{y}_{t-1}$ is $N(0,1)$, independent of the conditioning set. Moreover, $\varepsilon_{1,t}, \dots, \varepsilon_{i-1,t}$ are functions of $\underline{y}_{i-1,t}, \underline{y}_{t-1}$. Therefore $\varepsilon_{i,t}$ is also independent of $\varepsilon_{i-1,t} = (\varepsilon_{1,t}, \dots, \varepsilon_{i-1,t})$ and \underline{y}_{t-1} . We deduce that, conditional on \underline{y}_{t-1} , the vector ε_t is multivariate Gaussian $N(0, Id)$.

[Online Appendix B] Hermite Polynomials and their Properties

These definitions and results are drawn from Abramowitz, Stegun (1964). Hermite polynomials are a sequence of orthogonal polynomials with respect to the Gaussian density function. They are generated by the formula:

$$H_j(x) = (-1)^j \exp\left[\frac{x^2}{2}\right] \frac{d^j}{dx^j} \left[\exp\left(-\frac{x^2}{2}\right) \right], \quad (.3)$$

for $j = 0, 1, 2, \dots$. By invoking the chain rule and using definition (.3), it is easy to show that the Hermite polynomials satisfy the recursive relation:

$$H_{j+1}(x) = 2xH_j(x) - \frac{dH_j(x)}{dx}.$$

As an example, the first six Hermite polynomials for x would be:

$$\begin{aligned} H_0(x) &= 1 & H_2(x) &= x^2 - 1 & H_4(x) &= x^4 - 6x^2 + 3 \\ H_1(x) &= x & H_3(x) &= x^3 - 2x & H_5(x) &= x^5 - 10x^3 + 15x. \end{aligned}$$

Lemma 2 (Properties of Hermite Polynomials for Gaussian Random Variables). *Suppose that ε is distributed $N(0,1)$. Then, the Hermite polynomials of ε satisfy the following properties.*

1. Zero Mean

$$\mathbb{E}(H_j(\varepsilon)) = 0, \quad \forall j.$$

2. *Uncorrelatedness*

$$\int H_j(x)H_l(x)\phi(x)dx = 0 \implies \mathbb{E}(H_j(\varepsilon)H_l(\varepsilon)) = 0, \quad \forall j \neq l.$$

3. *Variance*

$$\int H_j^2(\varepsilon)\phi(\varepsilon)d\varepsilon = \mathbb{E}(H_j^2(\varepsilon)) = \mathbb{V}(H_j(\varepsilon)) = j!$$

We can also approximate functions using an infinite series of Hermite polynomials. Let $g(\varepsilon)$ be a univariate function and suppose that $\mathbb{E}[g(\varepsilon)^2] < \infty$. Then:

$$g(\varepsilon) = \sum_{j=0}^{\infty} c_j H_j(\varepsilon), \quad (.4)$$

with $c_j = \mathbb{E}[g(\varepsilon)H_j(\varepsilon)]/j!$.

Such a sequence of polynomials is easily extended to a multivariate framework with x of dimension n and to the n dimensional standard Gaussian distribution $N(0, Id)$. It is easily checked that such a sequence is obtained by multiplying the one dimensional Hermite polynomials, i.e. by considering the polynomials⁹:

$$\prod_{i=1}^n H_{j_i}(x_i), \quad j_i, i = 1, \dots, n, \text{ varying.}$$

These polynomials can be used to derive the nonlinear Volterra series expansion of any strictly stationary process in terms of Hermite transformations of current and lagged values of a Gaussian nonlinear innovation [see Gourieroux, Jasiak (2005), Sections 2.2 for a proof, Schetzen (1980), Franz, Scholkopf (2006), for Volterra theory in nonlinear systems].

References:

[1] Abramowitz, M., and Stegun, I. (Eds.). (1964). Handbook of Mathematical Functions (Vol. 55). *US Government Printing Office*.

⁹see Rahman (2017) for the properties of these multivariate Hermite polynomials.

[Online Appendix C] Proof of Lemma 1

We have the following expansion for nonparametric estimators \hat{Q}_T, \hat{F}_T of the quantile and cdf:

$$\begin{aligned}
& y = \hat{Q}_T[\hat{F}_T(y)] \\
& \iff \hat{Q}_T[\hat{F}_T(y)] - Q(F(y)) = 0 \\
& \iff \{\hat{Q}_T[\hat{F}_T(y)] - \hat{Q}[F(y)]\} + \{\hat{Q}_T[F(y)] - Q(F(y))\} = 0 \\
& \iff \frac{d\hat{Q}_T}{d\alpha}[F(y)](\hat{F}_T(y) - F(y)) + \{\hat{Q}_T[F(y)] - Q(F(y))\} \approx 0 \\
& \quad \text{(By a Taylor expansion of } \hat{Q}_T[\hat{F}_T(y)] \text{)} \\
& \iff \{\hat{Q}_T[F(y)] - Q(F(y))\} = -\frac{d\hat{Q}_T}{d\alpha}[F(y)](\hat{F}_T(y) - F(y)) \\
& \iff (\hat{Q}_T - Q)[F(y)] \approx \frac{-1}{f(Q(y))}(\hat{F}_T - F)(y).
\end{aligned}$$

Substituting $F(y) = \Phi(\varepsilon_t)$ and conditioning on y_t :

$$(\hat{Q}_T - Q)[\Phi(\varepsilon)|y_t] \approx -\frac{1}{f(Q(\Phi(\varepsilon)|y_t))}(\hat{F}_T - F)[Q(\Phi(\varepsilon)|y_t)|y_t],$$

we have the desired result. □

[Online Appendix D] Asymptotic Results for Nonparametric Estimators

We consider several kernel-based estimators for our nonparametric approach and discuss some of their asymptotic properties here.

(i) For the density of y_t :

Suppose y_t is one dimensional with true density $f(y)$. We denote its kernel density estimator as:

$$\hat{f}(y) = \frac{1}{Tb_T} \sum_{t=1}^T K\left(\frac{y_t - y}{b_T}\right), \tag{.5}$$

where b_T denotes the bandwidth and K is the kernel function which is non-negative and satisfies two properties: [1] The integral of $K(\cdot)$ over its support is equal to unity, that is, $\int K(u)du = 1$. [2] K is a symmetrical function such that $K(-x) = K(x)$ for all values of x in its support.

Under standard regularity conditions, this estimator is consistent and asymptotically normal:

$$\sqrt{Tb_T} \left\{ \hat{f}(y) - f(y) \right\} \rightarrow N \left(0, f(y) \int K^2(u) du \right),$$

if $T \rightarrow \infty$, $b_T \rightarrow 0$ and $Tb_T^{5/3} \rightarrow \infty$.

(ii) For the conditional cdf of y_t given y_{t-1} :

This is given by the expression:

$$\hat{F}(\mathfrak{z}|y) = \sum_{t=2}^T \mathbb{1}_{y_t < \mathfrak{z}} K \left(\frac{y_t - y}{b_T} \right) / \sum_{t=2}^T K \left(\frac{y_t - y}{b_T} \right). \quad (.6)$$

Under standard regularity conditions, this estimator is consistent and asymptotically normal:

$$\sqrt{Tb_T} \left[\hat{F}(\mathfrak{z}|y) - F(\mathfrak{z}|y) \right] \rightarrow N \left[0, \frac{\int K^2(u) du F(\mathfrak{z}|y)(1 - F(\mathfrak{z}|y))}{f(y)} \right],$$

if $T \rightarrow \infty$, $b_T \rightarrow 0$ and $Tb_T^{5/3} \rightarrow \infty$.

(iii) For the conditional quantile of y_t given $y_{t-1} = y$:

$$\hat{Q}(\alpha|y) = \arg \min_q \sum_{t=1}^T K \left(\frac{y_{t-1} - y}{b_T} \right) \{ \alpha(y_t - q)^+ + (1 - \alpha)(y_t - q)^- \}. \quad (.7)$$

Under standard regularity conditions, this estimator is consistent and asymptotically normal:

$$\sqrt{Tb_T} \left[\hat{Q}(\alpha|y) - Q(\alpha|y) \right] \rightarrow N \left[0, \frac{\int K^2(u) du \alpha (1 - \alpha)}{f^2(Q(\alpha|y)) f(Q(\alpha|y))} \right],$$

if $T \rightarrow \infty$, $b_T \rightarrow 0$ and $Tb_T^{5/3} \rightarrow \infty$.

(iv) For the conditional expectation of y_{t+h} given y_t :

Consider the Nadaraya-Watson estimator, given by:

$$\begin{aligned} \hat{m}_h(y) &= \arg \min_m \sum_{t=1}^{T-h} K \left(\frac{y_t - y}{b_T} \right) (y_{t+h} - m)^2 \\ &= \sum_{t=1}^{T-h} \left[K \left(\frac{y_t - y}{b_T} \right) y_{t+h} \right] / \sum_{t=1}^{T-h} K \left(\frac{y_t - y}{b_T} \right), \end{aligned} \quad (.8)$$

which is used in equation (4.4) for the local projection. Under mild regularity conditions,

this estimator is asymptotically normal:

$$\sqrt{Tb_T} [\hat{m}(y) - m(y)] \rightarrow N \left(0, \frac{\sigma^2(y) \int_{-\infty}^{+\infty} K^2(u) du}{f(y)} \right), \quad (.9)$$

if $T \rightarrow \infty$ and $b_t = O(T^{1/3})$.