

Network-Calculus Service Curves of the Interleaved Regulator

Ludovic Thomas

École Polytechnique Fédérale de Lausanne (EPFL)

Jean-Yves Le Boudec

École Polytechnique Fédérale de Lausanne (EPFL)

Abstract—The interleaved regulator (implemented by IEEE TSN Asynchronous Traffic Shaping) is used in time-sensitive networks for reshaping the flows with per-flow contracts. When applied to an aggregate of flows that come from a FIFO system, an interleaved regulator that reshapes the flows with their initial contracts does not increase the worst-case delay of the aggregate. This shaping-for-free property supports the computation of end-to-end latency bounds and the validation of the network’s timing requirements. A common method to establish the properties of a network element is to obtain a network-calculus service-curve model. The existence of such a model for the interleaved regulator remains an open question. If a service-curve model were found for the interleaved regulator, then the analysis of this mechanism would no longer be limited to the situations where the shaping-for-free holds, which would widen its use in time-sensitive networks. In this paper, we investigate if network-calculus service curves can capture the behavior of the interleaved regulator. We find that an interleaved regulator placed outside of the shaping-for-free requirements (after a non-FIFO system) can yield unbounded latencies. Consequently, we prove that no network-calculus service curve exists to explain the interleaved regulator’s behavior. It is still possible to find non-trivial service curves for the interleaved regulator. However, their long-term rate cannot be large enough to provide any guarantee (specifically, we prove that for the regulators that process at least four flows with the same contract, the long-term rate of any service curve is upper bounded by three times the rate of the per-flow contract).

Index Terms—Network Calculus, Service Curve, Interleaved Regulator (IR), Time-Sensitive Networking (TSN), Asynchronous Traffic Shaping (ATS)

I. INTRODUCTION

Time-sensitive networks, as specified by the time-sensitive networking (TSN) task group of the Institute of Electrical and Electronics Engineers (IEEE), support safety-critical applications in the aerospace, automation, and automotive domains [1]. To do so, time-sensitive networks provide a deterministic service with guaranteed bounded latencies.

These guarantees must be validated through a deterministic worst-case timing analysis that can be performed with network calculus. This mathematical framework obtains worst-case performance bounds by modeling the flows with the concept of arrival curves and the network elements with the concept of service curves. Service curves constrain the minimum amount of service that network elements provide to a flow or aggregate of flows.

Time-sensitive networks can also rely on a set of mechanisms that improve the traditional forwarding process of an output port. The traffic regulators are such hardware elements

that support higher scalability and efficiency of time-sensitive networks. Placed after a multiplexing stage, they reshape the flows with per-flow shaping curves (by delaying packets if required) and remove the increase of the flows’ burstiness due to their interference with other flows.

Traffic regulators come in two flavors: per-flow regulators (PFRs) and interleaved regulators (IRs). A PFR processes a unique flow. It stores the packets of the flow in a first in, first out (FIFO) queue and releases the head-of-line packet as soon as doing so does not violate the configured shaping curve for the flow. In contrast, the IR processes an aggregate of flows with a unique FIFO queue. Each flow has its own configured shaping curve, but the IR analyses only the head-of-line packet and releases it as soon as doing so does not violate the shaping curve of the associated flow. The packets in the IR queue are blocked by the head-of-line even if they belong to other flows. This second flavor is implemented within IEEE TSN under the name asynchronous traffic shaping (ATS) [2].

In time-sensitive networks that contain traffic regulators, end-to-end latency bounds are obtained from the knowledge of the shaping curves enforced by the regulators and from the essential “shaping-for-free” property. It states that the traffic regulators do not increase the worst-case latency of the flow (or of the flow aggregate) under certain conditions that depend on the type of the regulator (PFR or IR). Most analyses of traffic regulators rely on this property.

For the PFR, the shaping-for-free property is well understood because a PFR with a concave shaping curve can be modeled with a context-agnostic service curve, *i.e.*, a service curve that only depends on the configuration of the PFR but not on the context in which the PFR is placed. This service curve proves the shaping-for-free property when the PFR is placed in the appropriate context. When the PFR’s context deviates from the shaping-for-free requirements, the context-agnostic service curve still provides performance bounds for the PFR, and slight deviations of the context lead to bounded delay penalties. On the contrary, no known non-trivial context-agnostic service curve exists for the IR. The non-trivial service-curve models published in the literature [3], [4] are context dependent and always assume that the shaping-for-free property holds. Without a context-agnostic service-curve model, performance bounds cannot be obtained for an IR placed outside the shaping-for-free requirements, which restrains its use in time-sensitive networks.

In this paper, we investigate if the behavior of the IR can be

modeled by a context-agnostic network-calculus service curve. Our contributions are:

- As opposed to the shaping-for-free property when the IR is placed after a FIFO system, we prove that the IR can yield unbounded latencies when placed after a non-FIFO system, even if the latter is FIFO-per-flow and lossless.
- We prove that the shaping-for-free property of the IR cannot be explained by any network-calculus service-curve model.
- For any IR that processes at least four flows, we prove that any context-agnostic service curve for an individual flow is upper bounded by a constant.
- We exhibit a strict service curve of the IR and a function that upper bounds any other context-agnostic strict service curve.
- For any IR that processes at least four flows, we show that the long-term rate of any context-agnostic service curve is upper bounded by three times the rate of the per-flow contract.

The paper is organized as follows. We provide the background on network-calculus service curves and regulators in Section II. We discuss the related work in Section III and provide the system model in Section IV. We then analyze the role of the FIFO assumption in the shaping-for-free property of the IR in Section V. Afterward, we discuss the context-agnostic service curves of the IR in Section VI. We provide our conclusive remarks in Section VII.

II. BACKGROUND

In time-sensitive networks, performance metrics such as flows' end-to-end latencies have to be bounded in the worst case, not in average. The network-calculus framework [5], [6], [7] can provide such performance bounds. It describes the data traffic with cumulative functions, such as R^A , where $R^A(t)$ is the amount of data that cross the observation point A between an arbitrary time reference 0 and t . Cumulative functions belong to $\mathfrak{F}_0 = \{f : \mathbb{R}^+ \rightarrow \mathbb{R}^+ | f(0) = 0\}$.

A. Network-Calculus Service Curves

A causal network system S offers a service curve β if (a) β is wide-sense increasing and (b) for any input cumulative function $R^A(t)$, the resulting output traffic $R^B(t)$ verifies

$$\forall t \geq 0, \quad R^B(t) \geq (R^A \otimes \beta)(t) \quad (1)$$

where \otimes describes the min-plus convolution¹. Common service curves are of the form *rate latency* $\beta_{R,T} : t \mapsto R \cdot |t - T|^+$ with rate R and latency T , where $|\cdot|^+ = \max(\cdot, 0)$.

Some network systems provide stronger guarantees through a *strict* service curve. A causal network system S offers a strict service curve β^{strict} if (a) β^{strict} is wide-sense increasing and (b) during any interval $[s, t]$ in which the system is never empty (a so-called *backlogged period*), the output R^B verifies

$$\forall t \geq s \geq 0, \quad R^B(t) - R^B(s) \geq \beta^{\text{strict}}(t - s) \quad (2)$$

Such a system then also offers β^{strict} as a (simple) service curve [5, Prop. 1.3.5]. We say that a regulator offers a *context-agnostic* service curve [resp., strict service curve] if (1) [resp.,

¹Defined by $(R^A \otimes \beta) : t \mapsto \inf_{s \geq 0} (R^A(s) + \beta(t - s))$

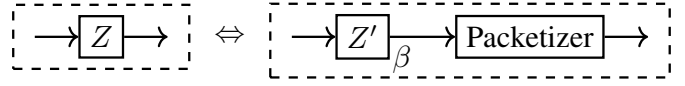


Fig. 1. Notations of Definition 1. Z offers the *fluid* service curve β if it can be modelled as the concatenation of Z' followed by a packetizer, where Z' offers the service curve β .

(2)] holds for any packetized input $R^A(t)$, without any other assumption on the upstream systems.

Reciprocally, a wide-sense increasing function $\alpha \in \mathfrak{F}_0$ is an arrival curve for the traffic at A if

$$\forall t \geq s \geq 0, \quad R^A(t) - R^A(s) \leq \alpha(t - s) \quad (3)$$

We also note $R^A \sim \alpha$ and say that the traffic is α -constrained. Common arrival curves are of the form *leaky bucket* $\gamma_{r,b}$ with a rate r and a burst b : $\forall t > 0, \gamma_{r,b}(t) = rt + b$.

Given some arrival-curve and service-curve constraints, network-calculus results provide delay and backlog bounds at a network element. A common approach for computing end-to-end performance bounds in time-sensitive networks consists in obtaining an arrival-curve model for each flow and a service-curve model for each network element. Service-curve models for most IEEE TSN mechanisms can be found in [8], [9].

B. The Packetizer and Fluid Service Curves

In packet-switching time-sensitive networks, the stream of data at an observation point A can either be fluid (bit-by-bit, *e.g.*, on the transmission links) or packetized (packet-by-packet, *e.g.*, within the switches). A packetizer transforms a fluid stream into a packetized stream by releasing the packet's bits only when the last bit is received. It does not increase the end-to-end latency bounds [5, Thm. 1.7.5].

When a system Z with packetized input and output can be split into a fluid service-curve element followed by a packetizer, we say that Z offers a *fluid* service curve.

Definition 1 (Fluid service curve). Consider a function $\beta \in \mathfrak{F}_0$ and a system Z with packetized input and output. We say that Z offers β as a *fluid service curve* if there exists a system Z' that offers the service curve β such that Z can be realized as the concatenation of Z' , followed by a packetizer (Figure 1).

C. Individual Service Curve for a Flow

In time-sensitive networks, the service modeled by the service curves of Sections II-A and II-B is shared between the flows of the aggregate \mathcal{F} . In (1), the cumulative arrival function R^A of the aggregate at A is the sum of the individual arrival functions $\{R_f^A\}_{f \in \mathcal{F}}$ for each flow f in the aggregate \mathcal{F} : $\forall t \in \mathbb{R}^+, R^A(t) = \sum_{f \in \mathcal{F}} R_f^A(t)$.

We say that a system S offers to flow g the *individual* arrival curve β_g if (a) β_g is wide-sense increasing, and (b) for any cumulative function R_g^A of the flow g at the input A of S , the cumulative function R_g^B of g at its output B verifies

$$\forall t \geq 0, \quad R_g^B(t) \geq (R_g^A \otimes \beta_g)(t) \quad (4)$$

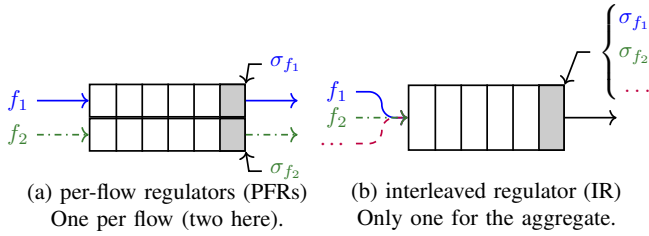


Fig. 2. Two flavors of traffic regulators. With PFRs, we need one PFR per flow. In contrast, the IR uses a single FIFO queue to shape several flows.

D. Traffic Regulators and their Shaping-For-Free Properties

Traffic regulators are hardware elements placed before a multiplexing stage to remove the increased burstiness due to interference with other flows in previous hops. They enable the computation of guaranteed latency bounds in networks with cyclic dependencies [3], [10], [11]. They come in two flavors.

A per-flow regulator (PFR) is a causal, lossless, FIFO system configured for a unique flow f with a shaping curve σ_f (Figure 2a). It stores the packets of f in order of arrival and releases the head-of-line (HOL) packet at the earliest time such that the resulting output has σ_f as an arrival curve. In a network with multiple flows, there is one PFR per flow.

The interleaved regulator (IR) is a causal, lossless, and FIFO system that processes an aggregate $\mathcal{F} = \{f_1, f_2, \dots\}$ of several flows, each one with its own shaping curve $(\sigma_{f_1}, \sigma_{f_2}, \dots)$, see Figure 2b). It stores all the packets of the aggregate \mathcal{F} in order of arrival into a single FIFO queue and only looks at the head-of-line (HOL) packet. The HOL packet p is released as soon as doing so does not violate the configured shaping curve for the associated flow f_i : Packet p can either be immediately released (if the resulting traffic for f_i at the IR's output is σ_{f_i} -constrained) or delayed to the earliest date that ensures that f_i is σ_{f_i} -constrained at the IR's output. This delay depends on the shaping curve σ_{f_i} for the associated flow f_i and the history of departure dates for previous packets of the same flow. During this delay, any other packet p' in the queue is blocked by the HOL packet p , even if p' belongs to another flow f_j and even if p' could be immediately released without violating the shaping curve σ_{f_j} for its flow f_j .

Traffic regulators can delay individual packets, but there exist specific conditions in which they do not increase the worst-case latency bounds of the flows. This fundamental *shaping-for-free* property is central in the analysis of time-sensitive networks with traffic regulators. It slightly differs for the two flavors.

Theorem 1 (Shaping-for-free property of the PFR [12, Thm. 3]). Consider a flow f with input arrival curve α_f that crosses in sequence a causal system S followed by a PFR (Figure 3a). If the PFR is configured with $\sigma_f \geq \alpha_f$ and if S is FIFO for f , then the worst-case delay $D_{f,S+\text{PFR}}$ of f through the concatenation is equal to the worst-case delay $D_{f,S}$ of the flow through the previous system S .

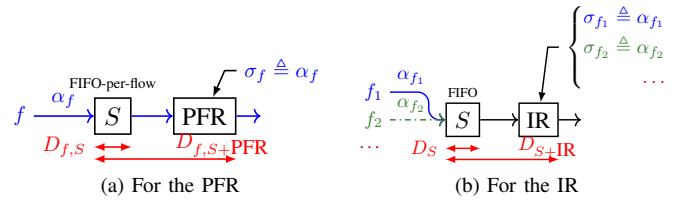


Fig. 3. Shaping-for-free properties of the traffic regulators. For the PFR, the system S only needs to be FIFO-per-flow. For the IR, S must be FIFO for the aggregate.

Theorem 2 (Shaping-for-free property of the IR [12, Thm. 4]). Consider an aggregate $\mathcal{F} = \{f_1, f_2, \dots\}$ with input arrival curves $\{\alpha_f\}_{f \in \mathcal{F}}$ that crosses in sequence a causal system S followed by an IR (Figure 3b). If the IR is configured with $\forall i, \sigma_{f_i} \geq \alpha_{f_i}$ and if S is FIFO for the aggregate, then the worst-case delay $D_{S+\text{IR}}$ of the aggregate \mathcal{F} through the concatenation is equal to the worst-case delay D_S of the aggregate through the previous system S only.

Theorems 1 and 2 exhibit two fundamental differences. First, Theorem 2 only ensures that the worst-case delay of the aggregate is not increased, whereas Theorem 1 guarantees that the worst-case delay of the individual flow is preserved. Within an aggregate, the first bound can be larger than the latter, *e.g.*, when the flows have different packet sizes. Second, Theorem 1 only requires the previous system S to be FIFO for each flow individually (FIFO-per-flow), whereas the same system is required to be globally FIFO for Theorem 2.

III. RELATED WORK ON THE MODELING OF TRAFFIC REGULATORS

In time-sensitive networks with traffic regulators, end-to-end latency bounds for the flows are obtained by combining the shaping-for-free property for traffic regulators with service-curve-based network-calculus results for other systems. This differentiated treatment of network elements (traffic regulators vs. other systems with service-curve models) restrains the choice of the end-to-end analysis method. Methods based on total-flow analysis (TFA) [13, §3.2] can be adapted to networks with traffic regulators [3], [11]. Other approaches, such as single-flow analysis (SFA) [13, §3.3], pay multiplexing only once (PMOO) [14] and flow prolongation [15] provide tighter end-to-end latency bounds than TFA in several types of networks [16], but they heavily rely on service-curve models. In addition, service-curve models provide continuity and differentiability properties, which allows for synthesizing network designs from the performance requirements, as shown by Geyer and Bondorf in [17]. Hence, a need exists for obtaining service-curve models for all elements of time-sensitive networks, including traffic regulators such as PFRs and IRs.

The per-flow regulator (PFR) was introduced under the name *packetized greedy shaper* in [5, §1.7.4]. Le Boudec and Thiran proved in [5, §1.7.4] that if σ_f is concave and such that $\lim_{t \rightarrow 0^+} \sigma_f(t)$ is larger than the maximum packet size of f , then the PFR offers σ_f as a fluid service curve [5, Thm.

1.7.3]. This model proves Theorem 1. In this paper, we say that the curve σ_f *explains the shaping-for-free property* of the PFR and we formally define this notion in Section V-B. Due to its network-calculus service-curve model, the behavior of the PFR can also be studied in situations where Theorem 1 does not apply. In [18], the consequence of redundancy mechanisms – that can affect the FIFO property – is studied, and end-to-end latency bounds are obtained for flows in networks with redundancy mechanisms and PFRs. In [12, §IV.A], Le Boudec also provides an input-output characterization of the PFR. This type of model does not rely on the concept of service curve but describes the PFR’s output packet sequence as a function of the input packet sequence.

The interleaved regulator (IR) was introduced by Specht and Samii under the name *Urgency-Based Scheduler* [10]. As opposed to the PFR, its shaping-for-free property was proved without the concept of service curves: with a trajectorial approach in [10] and with an input-output characterization in [12, §V]. The equivalence between the theoretical model of the IR and the TSN implementation (*Asynchronous Traffic Shaping*, [2]) was proved by Boyer in [19], who also provides a second input-output characterization [19, §3.3]. The only useful service curves that are known for the IR are only valid when the IR is placed in a context that meets the conditions of Theorem 2. A first context-dependent service curve is provided in [3, §IV.A.1] and then slightly improved in [4, §III.B.1]. In contrast, the only context-agnostic service curve known for the IR is the trivial function $t \mapsto 0$. In [20], Hamscher mentions the first conjecture on a non-trivial context-agnostic service curve for the IR and uses a mathematical-programming approach for hardening their conjecture pending formal proof. The conjecture was not shared (and, to our knowledge, has not been published at the time of this writing). However, the presentation triggered discussions on whether the IR’s behavior could be captured by context-agnostic service curves. These discussions motivated this paper.

Hence, two questions remain open: Beyond the function $\beta : t \mapsto 0$, what other context-agnostic service curves does the IR provide? Do any of them explain Theorem 2? We address these two questions in this paper.

IV. SYSTEM MODEL AND NOTATIONS

We consider an asynchronous packet-switching time-sensitive network that contains traffic regulators. We focus on a particular traffic regulator within this network. It can either be a per-flow regulator (PFR) that processes a single flow $\mathcal{F} = \{f\}$ with shaping curve σ_f or an interleaved regulator (IR) that processes an aggregate \mathcal{F} with leaky-bucket shaping curves $\{\sigma_f\}_{f \in \mathcal{F}} = \{\gamma_{r_f, b_f}\}_{f \in \mathcal{F}}$. We focus on the subset of flows \mathcal{F} that cross the regulator. We model any other network elements (queues, schedulers, switching fabrics, transmission links, ...) or sequence of network elements crossed by the flows \mathcal{F} between their sources, the regulator, and their destinations as black-box systems. Each system has a traffic input and a traffic output and is only assumed to be causal and lossless: it neither produces nor loses any data internally. Data

TABLE I
NOTATIONS

Common Operators		
$a \vee b$	$= \max(a, b)$	Maximum of a and b .
$a \wedge b$	$= \min(a, b)$	Minimum of a and b .
$ c ^+$	$= \max(0, c)$	
$\lfloor x \rfloor$	$= \max\{n \in \mathbb{N} n \leq x\}$	Floor function.
$f \otimes g$	$t \mapsto \inf_{s \leq t} f(s) + g(t - s)$	Min-plus convolution
$\bar{f} \otimes g$	$t \mapsto \sup_{s \leq t} f(s) + g(t - s)$	Max-plus convolution
$f \bar{\otimes} g$	$t \mapsto \inf_{u > 0} f(t + u) + g(u)$	Max-plus deconvolution
\mathfrak{F}_0	$= \{f : \mathbb{R}^+ \rightarrow \mathbb{R}^+ f(0) = 0\}$	Set of curves
Common Curves		
$\gamma_{r, b}$	$t \mapsto \begin{cases} 0 & \text{if } t = 0 \\ rt + b & \text{if } t > 0 \end{cases}$	Leaky-bucket curve.
$\beta_{R, T}$	$t \mapsto R t - T ^+$	Rate-latency curve.
Flows		
$f \in \mathcal{F}$	A flow f in the set of flows \mathcal{F}	
$\{\sigma_f\}_{f \in \mathcal{F}}$	A set of shaping curves for the flows \mathcal{F}	
L_f^{\min}, L_f^{\max}	Minimum [resp., maximum] packet size of flow f	
Trajectory Description		
x	A trajectory: Description of all the events in the network	
M	An observation point	
\mathcal{M}^x	Packet sequence at M in trajectory x	
$R^{x, M}$	Cumulative function of the aggregate...	
[resp., $R_f^{x, M}$]	... [resp., of f] at M in Trajectory x .	
$R^{x, M} \sim \alpha$	$R^{x, M}$ is constrained by α , Equation (3)	
Parameters of the Spring adversary (Section V-A)		
I	Expected spacing for same-flow packets after the IR	
d	Maximum delay in the Spring-controlled system S_1	
ϵ	Margin (minimum packet spacing after S_1)	
τ	Period of the six-packet-long profile	



Fig. 4. Input [resp., output] observation point B [resp., D] for a regulator.

is produced at the flows’ sources and consumed at the flows’ destinations.

A *trajectory* x is a description of all the events in the network (packet arrival, packet departure). It is *acceptable* if all known constraints are satisfied. For an observation point M , we denote by $R^{x, M}$ [resp., $R_f^{x, M}$] the cumulative function of the aggregate [resp., of the flow $f \in \mathcal{F}$] at observation point M in trajectory x . If the stream is packetized at M , we call \mathcal{M}^x the packet sequence that describes the packets’ arrival date, size, and associated flow at M in trajectory x .

For an input packet sequence \mathcal{B}^x at the input B of the regulator (Figure 4), we use the equivalent input-output characterizations of traffic regulators from [12] and [19] to obtain the output packet sequence \mathcal{D}^x at the output D of the regulator.

We list the notations in Table I. Each result in this paper is associated with an intuition of the proof, and the formal proofs are in Appendix B.

V. LIMITS OF THE SHAPING-FOR-FREE PROPERTY FOR THE INTERLEAVED REGULATOR

The shaping-for-free property is a strong attribute of the interleaved regulator (IR). However, it is context dependent: It makes assumptions on the context in which the IR is placed. In this section, we investigate the limits of these assumptions.

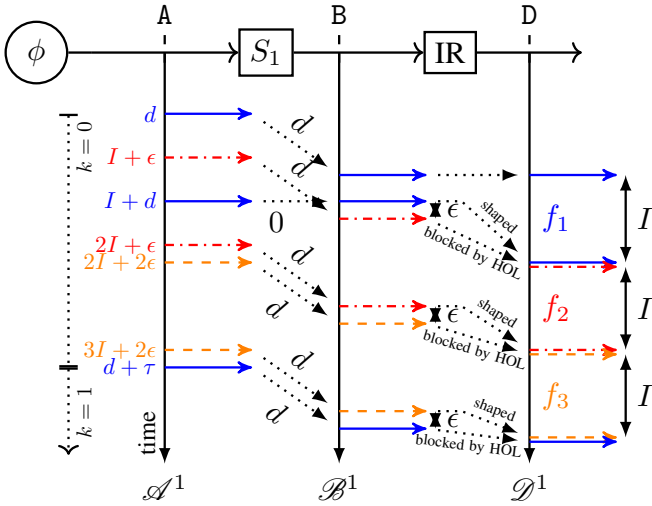


Fig. 5. The network \mathcal{N}_1 and the Spring-generated Trajectory 1 that yields unbounded latencies in the IR when S_1 is not assumed FIFO.

First, we observe that Theorem 2 requires the upstream system to be FIFO. In Section V-A, we prove that removing this assumption makes the IR unstable: it can yield unbounded latencies. We then prove in Section V-B that there exists no service-curve model of the IR that can explain Theorem 2.

A. Instability of the IR when Placed after a Non-FIFO System

In this subsection, we discuss the role of the FIFO assumption in Theorem 2. When removed, we prove that the IR can yield unbounded latencies. Specifically, we prove

Theorem 3 (Instability of the IR after a non-FIFO system). Consider an IR that processes three or more flows with the same leaky-bucket shaping curve for the first three flows: $\forall f_i \in \{f_1, f_2, f_3\}, \sigma_{f_i} = \gamma_{r,b}$ with $r > 0$ and b greater than the maximum packet size of f_1, f_2, f_3 . For any $D > 0$, there exists a system S_1 and a source ϕ (Figure 5), such that:

- 1/ each flow f_i is σ_{f_i} -constrained at the source ϕ ,
- 2/ S_1 is causal, lossless and FIFO-per-flow,
- 3/ when the system S_1 is placed after the source as in Figure 5, then the delay of each flow within S_1 is upper-bounded by D ,
- 4/ when the IR is placed after S_1 as in Figure 5, then the delay of any flow within the IR is not bounded.

The proof of Theorem 3 in Appendix B-A relies on an adversarial traffic generation that we call ‘‘Spring’’. Spring is an adversary that knows the values of b, r and D in Theorem 3 and controls the source ϕ and the system S_1 of Figure 5 such that Properties 1/ to 4/ of Theorem 3 hold. It defines the constants I, d, ϵ and τ as follows

$$I \triangleq \frac{b}{r}; 0 < d < \min(I, D); 0 < \epsilon < \min(I - d, \frac{d}{3}); \tau \triangleq 3I + 3\epsilon - d \quad (5)$$

Intuition: Trajectory 1 generated by Spring is illustrated in Figure 5. All packets have the size b . The far-left timeline shows the packet sequence \mathcal{A}^1 for the three flows at the output

of the Spring-controlled source. A sequence of six packets is repeated with period τ . Only the period $k = 0$ is shown.

The dotted arrows that lead to the second timeline highlight each packet’s delay in the Spring-controlled system S_1 and the resulting packet sequence \mathcal{B}^1 . The main property of Trajectory 1 is that the first packet of the dash-dotted red flow f_2 and the second packet of the solid blue flow f_1 have exchanged their order at B compared to their order at A. This is because the former suffers a delay d through S_1 , but the latter does not suffer any delay. Note that the Spring-controlled system S_1 is not FIFO but remains causal, lossless, and FIFO-per-flow with a delay bound $d < D$.

The dotted arrows that link the second to the third timeline describe the behavior of the IR (not controlled by Spring) when provided with the input sequence \mathcal{B}^1 . For example, the first packet of f_1 is immediately released by the IR because the network was previously empty. However, the second solid blue packet of f_1 is shaped (delayed) by the IR because releasing it would violate the $\gamma_{r,b}$ shaping constraint for f_1 at the output of the IR. This packet is released as soon as doing so does not violate the $\gamma_{r,b}$ constraint, *i.e.*, I seconds after the previous packet. Because of this, the first dash-dotted red packet of the flow f_2 is blocked by the head-of-line (HOL). And the second packet of f_2 is shaped and delayed to ensure a distance of I from the previous packet of f_2 .

As a result, it takes $3I$ seconds for the IR to output the six packets of the first period, whereas they entered the IR within τ seconds. As $\tau < 3I$, we can generate a constant build-up of delay and backlog in the IR by repeating the six-packet-long profile every τ seconds.

B. The Shaping-for-Free Property of the Interleaved Regulator Cannot be Explained by a Service Curve

Theorem 3 shows that the IR does not provide any context-agnostic delay guarantees as a stand-alone network element. In contrast, if a system Z offers a context-agnostic service curve β that explains a context-dependent property (*e.g.*, shaping-for-free), then β continues to hold when Z is placed in a context that differs from the assumptions of the context-dependent property. β can be used to compute the consequences of the deviation from the assumptions and their resulting penalties on performance bounds. For such a system, slight deviations from the assumptions should lead to small delay penalties.

This is the case for the PFR, for which we can find a service-curve model that explains its shaping-for-free property. We formally define this notion as follows.

Definition 2 (A curve explains the shaping-for-free property). Consider a set of flows \mathcal{F} and a set of shaping curves $\sigma = \{\sigma_f\}_{f \in \mathcal{F}}$. We say that $\beta^\sigma \in \mathfrak{F}_0$ explains the shaping-for-free property if and only if: For any causal, lossless and FIFO systems Z' and S , if Z' offers β^σ as a service curve, then the worst-case delay of the aggregate between A and B (Figure 6) over all the trajectories $X = \{x | \forall f \in \mathcal{F}, R_f^{A,x} \sim \sigma_f\}$ equals the worst-case delay between A and C over the same set X .

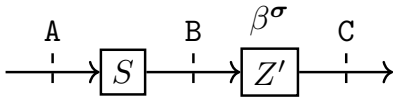


Fig. 6. Notations of Definition 2. β^σ explains the shaping-for-free property if any system Z' that offers β^σ as a service curve does not increase the worst-case delay of the flows when placed after any FIFO system S .

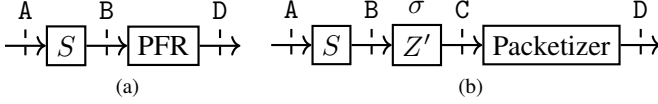


Fig. 7. Application of Proposition 1 to prove Theorem 1. (a) A PFR placed in the conditions of Theorem 1. (b) The equivalent model as per Proposition 1.

As per this definition, a function β^σ explains the shaping-for-free property if any system Z' that offers β^σ as a service curve does not increase the worst-case delay of the aggregate \mathcal{F} when placed in a context that meets the assumptions of Theorems 1 and 2 (*i.e.*, placed after a FIFO system S with flows that are initially constrained by their shaping curves). For the PFR, we have a positive result:

Proposition 1. Consider a PFR that shapes a single flow $\mathcal{F} = \{f\}$ with a concave shaping curve σ_f such that $\lim_{t \rightarrow 0} \sigma_f(t) \geq L_f^{\max}$. Then the PFR offers the fluid service curve $\beta^\sigma = \sigma_f$ that explains the shaping-for-free property.

The formal proof in Appendix B-B directly derives from [5, Thm. 1.7.3]. Note that Proposition 1 contains two statements: (1) σ_f is a fluid service curve of the PFR. (2) σ_f explains the shaping-for-free (Definition 2).

Let us discuss why these two statements prove Theorem 1. Consider a causal, lossless, and FIFO system S and a PFR configured with σ_f placed after S (Figure 7a). By combining the first statement of Proposition 1 with Definition 1, the PFR can be realized as the concatenation of Z' followed by a packetizer (Figure 7b), where Z' is a causal, lossless, and FIFO system that offers $\beta^\sigma = \sigma_f$ as a service curve. We then combine the second statement of Proposition 1 with Definition 2. We obtain that if σ_f is an arrival curve for f at the input of S , then the worst-case delay of the flow f through S equals the worst-case delay of the flow through the concatenation of S and Z' . Finally, the packetizer does not increase the worst-case latency bounds [12, Thm. 1.7.1], which proves Theorem 1.

As opposed to the PFR, we prove that no fluid service curve can explain the shaping-for-free property of the IR:

Theorem 4. An IR that processes at least three flows with the same leaky-bucket shaping curve does not have any fluid service curve that explains its shaping-for-free property.

To prove Theorem 4, we rely on the following lemma, that we prove in Appendix B-C.

Lemma 1. If β^σ explains the shaping-for-free (Definition 2), then $\beta^\sigma \geq \sum_{f \in \mathcal{F}} \sigma_f$

By reusing Spring (from the proof of Theorem 3), we then exhibit a trajectory that shows that a function larger than $\sum_{f \in \mathcal{F}} \sigma_f$ cannot be a fluid service curve of the IR. The formal proof of Theorem 4 is in Appendix B-D.

VI. SERVICE CURVES OF THE INTERLEAVED REGULATOR

In the previous section, we use the sensitivity of the interleaved regulator (IR) to the FIFO assumption in Theorem 2 to prove that the IR has no fluid service curve that can explain its shaping-for-free property.

In this section, we show that the IR still offers a family of non-trivial context-agnostic service curves. In particular, we exhibit a non-bounded strict service curve for the IR (Theorem 5). This strict-service-curve model is of interest for understanding the behavior of the IR in situations that differ from the shaping-for-free property. It can be used to model the IR in service-curve-oriented analysis like SFA and PMOO.

However, any service curves of the IR are also fluid service curves of the IR, and we know from Theorem 4 that they must be weak because they cannot explain its shaping-for-free property. Indeed, their long-term rate is upper bounded: For an IR that processes more than four flows, the long-term rate of any of its service curves is upper bounded by three times the rate enforced for a single flow, as we show in Theorem 7.

For an IR that processes at least four flows, we also prove that any individual service curve β_g offered to a single flow g is upper bounded by its minimum packet size L_g^{\min} (Theorem 6).

The section is organized as follows. First, we obtain a strict service curve of the IR (Theorem 5) by using the input/output models of [12], [19]. Then, we use the Spring trajectory from Section V to obtain upper bounds on the individual service curve of the IR for a single flow (Theorem 6). Last, we use Theorem 6 to upper-bound the long-term rate of any context-agnostic service curve of the IR for the aggregate (Theorem 7).

A. A Strict Service Curve for the Aggregate

Even though Spring's Trajectory from Section V-A generates a constant build-up of delay in the IR, we can observe in Figure 5 that the IR continuously outputs two packets every I seconds. In fact, we can find a minimum output rate whenever the IR is non-empty. This shows that the IR offers a strict service curve as defined in Section II-A:

Theorem 5 (IR strict service curve). Consider an IR that processes an aggregate of flows \mathcal{F} with leaky-bucket shaping curves: $\forall f \in \mathcal{F}, \sigma_f = \gamma_{r_f, b_f}$ with $r_f > 0$ and $b_f \geq L_f^{\max}$, where L_f^{\min} [resp., L_f^{\max}] is the minimum [resp., maximum] packet size of f . Define

$$L^{\min} = \min_{f \in \mathcal{F}} L_f^{\min} \quad I^{\max} = \max_{f \in \mathcal{F}} \frac{L_f^{\max}}{r_f} \quad (6)$$

Then the staircase curve $\beta_{sc} : t \mapsto \lfloor t/I^{\max} \rfloor \cdot L^{\min}$ (with $\lfloor \cdot \rfloor$ the floor function) and the rate-latency curve $\beta_{R,T}$ and $T = I^{\max}$ and $R = L^{\min}/I^{\max}$ (Figure 7) are context-agnostic strict service curves of the IR.

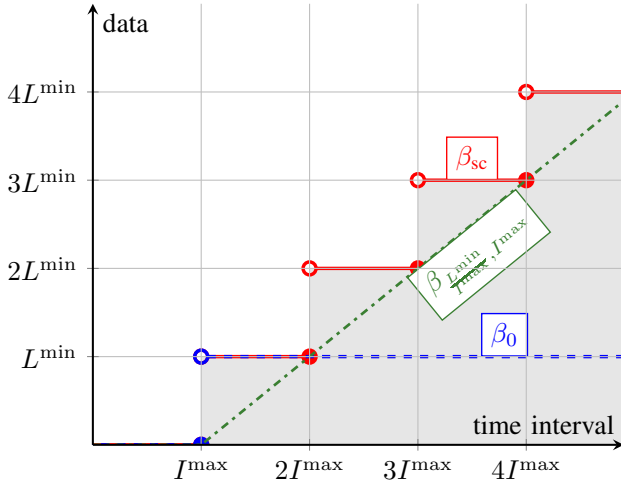


Fig. 8. Three different strict service curves of the IR (Theorem 5). The step dashed blue function β_0 is the first curve obtained in the theorem's proof. Its super-additive closure, the solid red function β_{sc} is then also a strict service curve, as well as the dash-dotted green rate-latency curve $\beta_{\frac{L^{\min}}{I^{\max}}, I^{\max}}$.

To prove this result, we consider a non-empty IR. The output time of the head-of-line packet is given by the input/output characterizations of [12], [19]. It can be upper-bounded. From this we obtain that the dashed-blue curve β_0 in Figure 8 is a strict service curve of the IR, and so is its super-additive closure [7, Prop 5.6], defined as the function

$$\beta_0 \vee (\beta_0 \otimes \beta_0) \vee ((\beta_0 \otimes \beta_0) \otimes \beta_0) \vee \dots \quad (7)$$

where \vee is the maximum and \otimes is the max-plus convolution². The computation of (7) gives β_{sc} , shown in solid red in Figure 8. Any wide-sense increasing curve that remains below the β_{sc} service curve is also a strict service curve of the IR [7, Prop 5.6]. This is the case for the rate-latency service curve $\beta_{\frac{L^{\min}}{I^{\max}}, I^{\max}}$ shown with a dash-dotted green line in Figure 8. The formal proof of Theorem 5 is in Appendix B-E.

Application to the Situation of Section V-A. Figure 9 shows the cumulative arrival function R^B at the input of the IR as well as the cumulative departure function R^D at the output of the IR, in Spring's trajectory³ described in Section V-A and Figure 5. We also provide the arrival curve α^B of the aggregate at the input of the IR.

In Section V-A, all packets of the aggregate have the same size L and all three flows have the same leaky-bucket shaping curve $\sigma_{f_1} = \sigma_{f_2} = \sigma_{f_3} = \gamma_{r,b}$ with $b = L$. The application of Theorem 5 gives that $\beta_{\frac{L}{T}, I} = \beta_{r, \frac{b}{r}}$ is a context-agnostic strict service curve of the IR for the aggregate. In Figure 5, we place this curve in green at the beginning of the backlog period. We confirm that when the IR is non-empty, the cumulative output R^B is larger than the strict service curve. Also, it is clear that the horizontal deviation between the arrival curve α^B and the service curve $\beta_{\frac{L}{T}, I}$ is not bounded. This means that the

²Defined by $(f \otimes g) : t \mapsto \sup_{s \leq t} f(s) + g(t - s)$

³With the notations of (5), the parameters used in Figure 9 are: $D = 0.86I$, $d = 0.85I$, $\epsilon = 0.05I$.

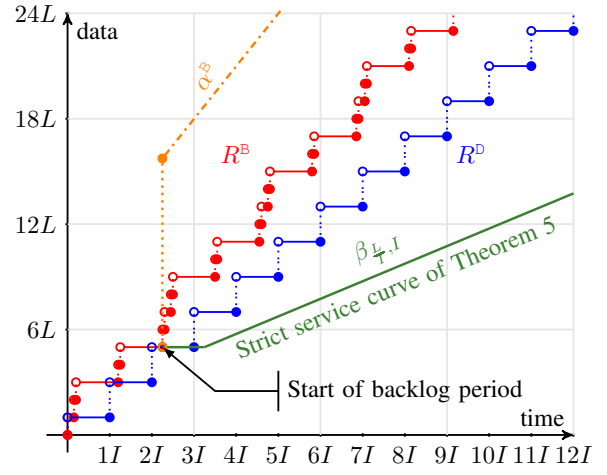


Fig. 9. Application of Theorem 5 to the Spring trajectory of Section V-A. The dotted red [resp., blue] curve is the cumulative function at the input [resp., output] of the IR. The dash-dotted orange leaky-bucket curve is an arrival curve of the aggregate at the input of the IR. The solid green rate-latency curve is a strict service curve of the IR, as proved by Theorem 5.

network-calculus theory cannot provide a latency bound with this service-curve model, which is consistent with Theorem 3.

In Figure 9, the rate $\frac{L}{T} = r$ of the green service curve $\beta_{\frac{L}{T}, I}$ does not follow the long-term rate $\frac{2L}{T} = 2r$ of the output cumulative function R^D . However, no better rate for the rate-latency context-agnostic strict service curve can be achieved:

Proposition 2 (Upper Bound on the Strict Service Curve). Consider an IR that processes an aggregate \mathcal{F} with leaky-bucket shaping curves $\{\sigma_f\}_{f \in \mathcal{F}} = \{\gamma_{r_f, b_f}\}_{f \in \mathcal{F}}$. Consider a curve β^{strict} and assume that β^{strict} is a context-agnostic strict service curve of the IR. Then

$$\forall t \geq 0, \quad \beta^{\text{strict}}(t) \leq \min_{f \in \mathcal{F}} \sigma_f(t) \quad (8)$$

In particular, if $\beta^{\text{strict}} = \beta_{R, T}$ is a rate-latency curve, then $R \leq \min_{f \in \mathcal{F}} r_f$.

To prove this result, we consider a set of trajectories $\{x_f\}_{f \in \mathcal{F}}$. For each flow $f \in \mathcal{F}$, the trajectory x_f is obtained by having only flow f send packets of size b_f to the IR at twice the frequency allowed by its shaping curve. Then the backlog of the IR quickly becomes non-empty, but the cumulative output of the IR, $R^{x_f, D} = R_f^{x_f, D}$ is constrained by the shaping curve σ_f : $\forall 0 \leq s \leq t, R^{x_f, D}(t) - R^{x_f, D}(s) \leq \sigma_f(t - s)$. Combined with the definition of a strict service curve (2), this gives $\beta^{\text{strict}} \leq \sigma_f$. This is valid for all trajectories $\{x_f\}_{f \in \mathcal{F}}$, hence the result. The formal proof is in Appendix B-F.

Figure 10 shows the areas of proven, possible, and impossible strict service curves of an IR that processes the flows with the same leaky-bucket shaping curve $\gamma_{r,b}$, assuming that all the packets have the size b . Any wide-sense increasing function that remains in the green area is a strict service curve of the IR, as proven by Theorem 5. In contrast, any function that enters the red area cannot be a strict service curve of the IR, as proven by Proposition 2.

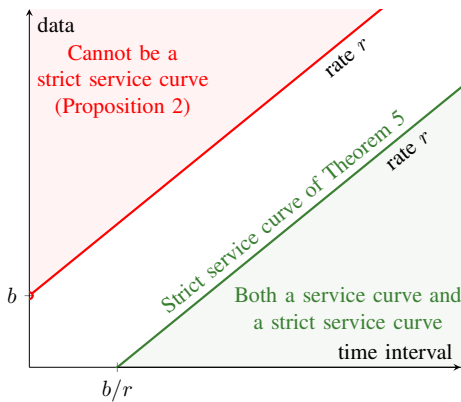


Fig. 10. Areas of proven, possible, and impossible strict service curves for an IR that processes the flows with the same shaping curve $\gamma_{r,b}$ and if all packets have size b .

Incidentally, any wide-sense increasing function that remains within the green area is also a (simple) service curve of the IR. So far, as opposed to the strict-service-curve property, we have not obtained any limit for the simple service curve (1). To obtain this limit, we first need to consider the *individual* service curve offered to any flow by the IR, which we analyze in the following subsection.

B. Upper-Bound on the Individual Service Curve

Consider an IR that processes an aggregate \mathcal{F} and take a flow $g \in \mathcal{F}$. In this section, we are interested in the service the IR guarantees to g , *i.e.*, in an *individual* service curve of the IR for g .

If each flow $f \in \mathcal{F} \setminus \{g\}$ enters the IR with an arrival curve α_f^B that is equal or smaller than its shaping curve σ_f , then none of the packets of the flows $\mathcal{F} \setminus \{g\}$ is ever delayed by the IR. In this case, the IR acts as a PFR for g and provides an individual fluid service curve σ_g to g .

In a more likely setting, though, the IR reshapes flows that exhibit an input arrival curve (strictly) larger than their configured shaping curve. In such a case, and if the IR processes more than four flows, no useful individual service curve for g can be obtained:

Theorem 6 (Upper-Bound on the Individual Service curve). Consider an IR that processes an aggregate \mathcal{F} of at least four flows and with the same leaky-bucket shaping curve for at least three of them: $\forall f_i \in \{f_1, f_2, f_3\}, \sigma_{f_i} = \gamma_{r,b}$. Consider a flow $g \in \mathcal{F} \setminus \{f_1, f_2, f_3\}$ and assume that for each $f_i \in \{f_1, f_2, f_3\}, \gamma_{r,b_i}$ is an arrival curve for f_i at the input B of the IR (Figure 4), with $b_1 > b, b_2 \geq b, b_3 \geq b$ (permutating the indexes if required). Last, consider a curve $\beta_g \in \mathfrak{F}_0$ that can depend on $\{\sigma_f\}_{f \in \mathcal{F}}$ and on $\{\alpha_{f_i}^B\}_{f_i \in \mathcal{F} \setminus \{g\}}$.

If β_g is an individual service curve of the IR for the flow g , then β_g is upper-bounded by g 's minimum packet size L_g^{\min} .

Theorem 6 shows that any individual-service-curve model of the IR for a flow g can only guarantee that one single packet of g will ever cross the IR over the entire network's

lifetime. Hence, no useful context-agnostic service curve exists to model the service offered to a single flow by the IR (each flow is likely to send many packets).

To prove Theorem 6, we reuse the Spring trajectory of Theorem 3 for the three flows f_1, f_2, f_3 . This trajectory creates a constant build-up of delay and backlog inside the IR. We then consider a fourth flow, g , and its first packet of size L . On one hand, if β_g is an individual service curve of the IR for the flow g , then the delay of the first packet of g through the IR can be upper bounded by $\inf\{t \in \mathbb{R}^+ | \beta_g(t) \geq L\}$. On the other hand, the first packet of g can suffer a delay as large as desired within the Spring trajectory: We send it when the accumulated delay in the IR is large enough. The combination of the two above observations provides the result. The formal proof is in Appendix B-G.

C. Limits on the Aggregate Service Curve

Let us go back to the analysis of the service offered to the aggregate, by focusing on simple (non strict) service-curve models. One consequence of Theorem 6 is that the long-term rate of the service curve for the aggregate is upper-bounded by three times the rate of a single contract.

Theorem 7 (Maximum long-term rate of any service curve). Consider an IR that processes an aggregate \mathcal{F} of at least four flows and with the same leaky-bucket shaping curve for at least three of them: $\forall f_i \in \{f_1, f_2, f_3\}, \sigma_{f_i} = \gamma_{r,b}$. Consider a curve $\beta \in \mathfrak{F}_0$ that can depend on $\{\sigma_f\}_{f \in \mathcal{F}}$. If the IR offers β as a context-agnostic service curve, then the long-term rate of β [7, Def. 12.1] is upper-bounded by three times the rate of a single contract, *i.e.*,

$$\liminf_{t \rightarrow +\infty} \frac{\beta(t)}{t} \leq 3r \quad (9)$$

To prove Theorem 7, we pick one flow $g \in \mathcal{F} \setminus \{f_1, f_2, f_3\}$ and a traffic arrival for $h \in \mathcal{F} \setminus \{g\}$ that meets the requirements of Theorem 6. The IR is a FIFO system. Hence, if β is a service curve of the IR, then for any $\theta \in \mathbb{R}^+$, the curve β_g^θ defined by

$$\beta_g^\theta : t \mapsto \left| \beta(t) - \sum_{f \in \mathcal{F} \setminus \{g\}} \alpha_f(t - \theta) \right|^+ \cdot \mathbb{1}_{\{t > \theta\}} \quad (10)$$

verifies Equation (4) [5, Prop. 6.4.1]. Note that β_g^θ may not be wide-sense increasing, thus not an individual arrival curve for g . Inspired by [7, §5.2.1], we resolve this by considering the curve $\beta_g^\theta \overline{\mathcal{O}} : t \mapsto \inf_{s \geq t} \beta_g^\theta(s)$, where $\overline{\mathcal{O}}$ is the max-plus deconvolution⁴ and $\mathbf{0}$ is the zero function $t \mapsto 0$. The function $\beta_g^\theta \overline{\mathcal{O}}$ is wide-sense increasing, smaller than β_g^θ , thus an individual service curve for g . From Theorem 6, we obtain $\forall \theta \geq 0, \forall t \geq 0, (\beta_g^\theta \overline{\mathcal{O}})(t) \leq L_g^{\min}$. The left-hand side of this inequation is an infimum, but the result is valid for any $\theta \geq 0, t \geq 0$. Hence, we can derive a bound on the long-term rate of β . The formal proof is in Appendix B-H.

⁴Defined as $f \overline{\mathcal{O}} g : t \mapsto \inf_{s \geq t} f(s) - g(s - t)$

TABLE II
CONTEXT-AGNOSTIC SERVICE CURVES FOR AN IR THAT PROCESSES AT
LEAST FOUR FLOWS WITH THE SAME LEAKY-BUCKET SHAPING CURVE
 $\gamma_{r,b}$, ASSUMING ALL PACKETS HAVE SIZE b .

Service-curve type	Curve exhibited in this paper	Limit exhibited in this paper
Service curve β	$\beta_{r, \frac{b}{r}}$	$\liminf_{t \rightarrow +\infty} \frac{\beta(t)}{t} \leq 3r$
Strict service curve β^{strict}	$\beta_{r, \frac{b}{r}}$	$\forall t \geq 0, \beta^{\text{strict}}(t) \leq \gamma_{r,b}(t)$
Individual service curve $\beta_g, \forall g \in \mathcal{F}$	None ($t \mapsto 0$)	$\forall t \geq 0, \beta_g(t) \leq L_g^{\min}$

With Theorem 7, we can conclude that for an IR that processes more than four flows, no useful context-agnostic service curve exists to model the IR. Indeed, the aggregate of the four flows can exhibit a sustained rate of four times the rate of a single-flow contract, whereas a context-agnostic service curve can only guarantee a long-term service rate of three times this value. Hence, Theorem 7 concludes our search of context-agnostic service-curve models for the IR and the results of Section VI are summarized in Table II.

VII. CONCLUSION

Network calculus is a framework for obtaining worst-case performance bounds of time-sensitive networks, as required for their validation. Most of the mechanisms standardized by the time-sensitive networking (TSN) task group of the IEEE enjoy a network-calculus service-curve model published in the literature. The interleaved regulator (IR), standardized as *asynchronous traffic shaping* (ATS) in TSN, is an exception. Its shaping-for-free property is instrumental in designing and analyzing time-sensitive networks but was proved without network-calculus service curves. The existence of a service-curve model that explains the IR's behavior and its shaping-for-free property remained an open question. If such a model existed, network engineers could use the IR outside of the shaping-for-free requirements and still compute end-to-end performance bounds with service-curve-oriented tools.

In this paper, we settled the question: Network-calculus service curves cannot explain the behavior of the IR. We show that the IR still offers non-trivial functions as (strict) service curves, but (a) none of them can explain the shaping-for-free property of the IR and (b) these curves are too weak to be helpful and cannot offer any delay guarantee in most cases. Consequently, performance bounds cannot be obtained with service-curve-oriented approaches when the IR is used in a context that differs from the shaping-for-free requirements, *e.g.*, after a non-FIFO system. We prove that these bounds do not even exist: The IR can yield unbounded latencies after a non-FIFO system.

REFERENCES

[1] J. Farkas, "TSN Basic Concepts," p. 20, Nov. 2018. [Online]. Available: <https://www.ieee802.org/1/files/public/docs2018/detnet-tsn-farkas-tsn-basic-concepts-1118-2018.pdf>

[2] "IEEE Standard for Local and Metropolitan Area Networks—Bridges and Bridged Networks - Amendment 34:Asynchronous Traffic Shaping," *IEEE Std 802.1Qcr-2020*, pp. 1–151, Nov. 2020.

[3] E. Mohammadpour, E. Stai, M. Mohiuddin, and J.-Y. Le Boudec, "Latency and Backlog Bounds in Time-Sensitive Networking with Credit Based Shapers and Asynchronous Traffic Shaping," in *2018 30th International Teletraffic Congress (ITC 30)*, vol. 02, Sep. 2018, pp. 1–6.

[4] L. Zhao, P. Pop, and S. Steinhorst, "Quantitative Performance Comparison of Various Traffic Shapers in Time-Sensitive Networking," *IEEE Transactions on Network and Service Management*, vol. 19, no. 3, pp. 2899–2928, Sep. 2022.

[5] J.-Y. Le Boudec and P. Thiran, *Network Calculus*, ser. Lecture Notes in Computer Science, G. Goos, J. Hartmanis, and J. van Leeuwen, Eds. Berlin, Heidelberg: Springer, 2001, vol. 2050. [Online]. Available: <http://link.springer.com/10.1007/3-540-45318-0>

[6] C.-S. Chang, *Performance Guarantees in Communication Networks*. Springer London, 2000. [Online]. Available: <https://doi.org/10.1007/978-1-4471-0459-9>

[7] A. Bouillard, M. Boyer, and E. Le Corronc, *Deterministic Network Calculus*. John Wiley & Sons, Inc., Oct. 2018. [Online]. Available: <https://doi.org/10.1002/9781119440284>

[8] L. Maile, K.-S. Hielscher, and R. German, "Network Calculus Results for TSN: An Introduction," in *2020 Information Communication Technologies Conference (ICTC)*, May 2020, pp. 131–140.

[9] L. Zhao, P. Pop, Z. Zheng, H. Daigmore, and M. Boyer, "Latency Analysis of Multiple Classes of AVB Traffic in TSN with Standard Credit Behavior using Network Calculus," May 2020. [Online]. Available: <http://arxiv.org/abs/2005.08256>

[10] J. Specht and S. Samii, "Urgency-Based Scheduler for Time-Sensitive Switched Ethernet Networks," in *2016 28th Euromicro Conference on Real-Time Systems (ECRTS)*, Jul. 2016, pp. 75–85.

[11] L. Thomas, J.-Y. Le Boudec, and A. Mifdaoui, "On Cyclic Dependencies and Regulators in Time-Sensitive Networks," in *2019 IEEE Real-Time Systems Symposium (RTSS)*, Dec. 2019, pp. 299–311.

[12] J.-Y. Le Boudec, "A Theory of Traffic Regulators for Deterministic Networks With Application to Interleaved Regulators," *IEEE/ACM Transactions on Networking*, vol. 26, no. 6, pp. 2721–2733, Dec. 2018.

[13] J. B. Schmitt and F. A. Zdarsky, "The DISCO network calculator: A toolbox for worst case analysis," in *Proceedings of the 1st International Conference on Performance Evaluation Methodologies and Tools*, ser. Valuetools '06. New York, NY, USA: Association for Computing Machinery, Oct. 2006, pp. 8–es. [Online]. Available: <https://doi.org/10.1145/1190095.1190105>

[14] J. B. Schmitt, F. A. Zdarsky, and I. Martinovic, "Improving Performance Bounds in Feed-Forward Networks by Paying Multiplexing Only Once," in *14th GIITG Conference - Measurement, Modelling and Evaluation of Computer and Communication Systems*, Mar. 2008, pp. 1–15.

[15] S. Bondorf, "Better bounds by worse assumptions — Improving network calculus accuracy by adding pessimism to the network model," in *2017 IEEE International Conference on Communications (ICC)*, May 2017, pp. 1–7.

[16] S. Bondorf, P. Nikolaus, and J. B. Schmitt, "Quality and Cost of Deterministic Network Calculus: Design and Evaluation of an Accurate and Fast Analysis," *Proceedings of the ACM on Measurement and Analysis of Computing Systems*, vol. 1, no. 1, pp. 16:1–16:34, Jun. 2017. [Online]. Available: <https://doi.org/10.1145/3084453>

[17] F. Geyer and S. Bondorf, "Network Synthesis under Delay Constraints: The Power of Network Calculus Differentiability," in *IEEE INFOCOM 2022 - IEEE Conference on Computer Communications*, May 2022, pp. 1539–1548.

[18] L. Thomas, A. Mifdaoui, and J.-Y. Le Boudec, "Worst-Case Delay Bounds in Time-Sensitive Networks With Packet Replication and Elimination," *IEEE/ACM Transactions on Networking*, pp. 1–15, 2022.

[19] M. Boyer, "Equivalence between the theoretical model and the standard algorithm of Asynchronous Traffic Shaping," Sep. 2022. [Online]. Available: <https://hal.science/hal-03788302>

[20] A. Hamscher, "Using Mathematical Programming to Harden Conjectures on Service Curves," Lausanne, Switzerland, Sep. 2022. [Online]. Available: https://www.youtube.com/watch?v=eJwOrMIL5Q&list=PLGrWRLGd9yS_nezFKdxK1

APPENDIX A

FORMAL NOTATIONS FOR THE PROOFS

This appendix completes the system model of Section IV and formally defines the notations used in the formal proofs

TABLE III
EXTENDED FORMAL NOTATIONS FOR THE FORMAL PROOFS

Common Operators	
f^\dagger	$w \mapsto \sup\{s \geq 0 \mid f(s) \geq w\}$ Pseudo-inverse
Common Curves	
δ_D	$t \mapsto \begin{cases} 0 & \text{if } t \leq D \\ +\infty & \text{otherwise} \end{cases}$ Bounded-delay curve.
Notation with Marked-Point Processes	
M	An observation point
M^x	Sequence of packet arrival dates...
$L^{x,M}$	Sequence of packet sizes...
$F^{x,M}$	Sequence of flow indexes...
\mathcal{M}^x	$\triangleq (M^x, L^{x,M}, F^{x,M})$ Packet sequence... ... at the packetized observation point M in trajectory x .
Notation with Cumulative Functions	
$R^{x,M}$	Cumulative function of the aggregate...
[resp., $R_f^{x,M}$]	... [resp., of f] at M in Trajectory x .
Mapping of the Notations	
\mathcal{R}	$\mathcal{M}^x \mapsto R^{x,M}$ Maps the packet sequence \mathcal{M}^x at observation point M to the cumulative function $R^{x,M}$ at the same observation point M in the same trajectory x .
Traffic-Regulator Models	
$\Pi^{\gamma_{r,b}}$	Pi-operator (13) associated with shaping curve $\gamma_{r,b}$
$\Lambda_{f,n}^x$	Number of tokens in the bucket of flow f just after packet n .
$n \ominus 1$	Same-flow previous packet's index, 0 if n is the first of its flow.

in Appendix B. Table III lists the extended formal notations and completes Table I.

A. Notation with Marked-Point Processes

For a trajectory x and for a packetized observation point M in the network \mathcal{N} , we define the packet sequence $\mathcal{M}^x = (M^x, L^{x,M}, F^{x,M})$ as in [12, §II.A]: $M^x = (M_1^x, M_2^x, \dots)$ is the sequence of packet arrival time instants at M , in chronological order. $L^{x,M} = (L_1^{x,M}, L_2^{x,M}, \dots)$ is the sequence of packet lengths, in chronological order. $F^{x,M} = (F_1^{x,M}, F_2^{x,M}, \dots)$ is the sequence of flow indexes: $F_n^{x,M} = f$ if and only if the n -th packet that crosses M in trajectory x belongs to f . For another observation point A , we note $\mathcal{A}^x = (A^x, L^{x,A}, F^{x,A})$ the packet sequence at A .

For two infinite sequence of real numbers $A = (A_n)_{n \in \mathbb{N}^*}$, $B = (B_n)_{n \in \mathbb{N}^*}$, we note $B \geq A$ if $\forall n \in \mathbb{N}^*$, $B_n \geq A_n$.

B. Notation with Cumulative Arrival Functions

For a trajectory x and for an observation point M (that can be fluid or packetized), we denote by $R^{x,M}$ [resp., $R_f^{x,M}$] the left-continuous cumulative arrival function of the aggregate \mathcal{F} [resp., of the individual flow f] at M in the trajectory x .

For a packetized observation point M and its packet sequence \mathcal{M}^x defined in Section A-A, we denote by $\mathcal{R}(\mathcal{M}^x)$ the cumulative arrival function:

$$\mathcal{R}(\mathcal{M}^x) : t \mapsto \sum_{n \in \mathbb{N}^*} L_n^{x,M} \mathbb{1}_{\{M_n^x < t\}} \quad (11)$$

where $\mathbb{1}_{\{\text{cond}\}}$ equals 1 when cond is true, 0 otherwise. From the definition of the packet sequence, we have $\forall x, \forall M$, $\mathcal{R}(\mathcal{M}^x) = R^{x,M}$ is the cumulative arrival function of the aggregate at M in trajectory x .

C. Formal Model For Traffic Regulators

We briefly recall the input-output characterization of traffic regulators from Le Boudec [12], that we restrain to leaky-bucket shaping curves.

The PFR for the single flow f , configured with a leaky-bucket shaping curve $\sigma_f = \gamma_{r_f, b_f}$ is a causal, lossless and FIFO system (Figure 4) that transforms, for any acceptable trajectory x , the input packet sequence $\mathcal{B}^x = (B^x, L^{x,B}, F^{x,B})$ with $F^{x,B} = \{f, f, \dots\}$ into the output packet sequence $\mathcal{D}^x = (D^x, L^{x,D}, F^{x,D})$ with $L^{x,D} = L^{x,B}$, $F^{x,D} = F^{x,B}$ and $\forall n \in \mathbb{N}^*$

$$D_n^x = \max(B_n^x, D_{n-1}^x, \Pi^{\gamma_{r_f, b_f}}(D^x, L^{x,D})_n) \quad (12)$$

By convention, $\forall x, D_0^x = 0$. The Π operator $\Pi^{\gamma_{r_f, b_f}}$ associated with the shaping curve γ_{r_f, b_f} is defined in [12, §III.A] for two sequences D, L by, $\forall n \in \mathbb{N}^*$

$$(\Pi^{\gamma_{r_f, b_f}}(D, L))_n = \max_{1 \leq m \leq n-1} \left\{ D_m + \gamma_{r_f, b_f}^\downarrow \left(\sum_{j=m}^n L_j \right) \right\} \quad (13)$$

$\gamma_{r_f, b_f}^\downarrow : w \mapsto |w - b|^+ \cdot \frac{1}{r}$ is the pseudo-inverse⁵ of γ_{r_f, b_f} .

The IR for the aggregate \mathcal{F} , configured with the leaky-bucket shaping curves $\{\gamma_{r_f, b_f}\}_{f \in \mathcal{F}}$ is a causal, lossless and FIFO system (Figure 4) that transforms the input packet sequence $\mathcal{B}^x = (B^x, L^{x,B}, F^{x,B})$ into the output sequence $\mathcal{D}^x = (D^x, L^{x,D}, F^{x,D})$ with $L^{x,D} = L^{x,B}$, $F^{x,D} = F^{x,B}$ and $\forall n \in \mathbb{N}^*$

$$D_n^x = \max(B_n^x, D_{n-1}^x, \Pi^{\gamma_{r_f, b_f}}([D^x]^f, [L^{x,D}]^f)_{\text{index}(n, f)}) \quad (14)$$

where $f = F_n^{x,D}$ is the flow $f \in \mathcal{F}$ that owns the n -th packet that crosses the IR and $\text{index}(n, f)$ is the index of the n -th packet in the sequence that contains only the packets of f . By convention $\forall x, D_0^x = 0$. Equation (14) is similar to (12), except that the flow $f \in \mathcal{F}$ that defines the applied shaping curve γ_{r_f, b_f} changes at every new n and the Π operator is applied only to the subsequences $[D^x]^f, [L^{x,D}]^f$, obtained from $D^x, L^{x,D}$ by keeping only the packets that belong to f , i.e., to the same flow as the current packet n .

Boyer proposes a second model [19] for an IR with leaky-bucket shaping curves. It relies on the content of token buckets, one per flow. For a flow $f \in \mathcal{F}$, $\Lambda_{f,n}^x$ is defined as the number of tokens inside the bucket for flow f just after packet n is released from the IR in Trajectory x . The head-of-line packet is released as soon as the bucket for the associated flow contains at least as many tokens as the packet's size. With this equivalent model, the release time of packet n (Equation (14)) is [19, §3.3]

$$D_n^x = \max \left(B_n^x, D_{n-1}^x, \frac{L_n^{x,B} - \Lambda_{f, n \ominus 1}^x}{r_f} + D_{n \ominus 1} \right) \quad (15)$$

where $f = F_n^{x,B}$ is the flow that owns packet n and $n \ominus 1$ is the index of the last packet of f just before n . By convention, for any trajectory x and any flow f , $n \ominus 1 = 0$ if n is the first packet of f , and $\Lambda_{f,0}^x$ equals b_f , the shaping-curve burst configured for flow f . Last, $D_0^x = 0$.

Boyer's [19] and Le Boudec's [12] models are equivalent for leaky-bucket shaping curves. We use either model in the formal proofs in Appendix B.

⁵Defined by $f^\dagger : w \mapsto \sup\{s \geq 0 \mid f(s) \geq w\}$

APPENDIX B
FORMAL PROOFS

A. Proof of Theorem 3

Proof of Theorem 3. Consider an IR that processes at least three flows with the same leaky-bucket shaping curve for three of them: $\forall f_i \in \{f_1, f_2, f_3\}$, $\sigma_{f_i} = \gamma_{r,b}$ with $r > 0$ and b greater than the minimum packet size of f_1, f_2, f_3 .

Let the adversary Spring define the constants I, d, ϵ and τ as in Equation (5). We consider the network \mathcal{N}_1 of Figure 5, obtained by concatenating the Spring-controlled source ϕ , the Spring-controlled system S_1 and the IR (not controlled by Spring). We denote by $x = 1$ the trajectory on the network \mathcal{N}_1 that results from the choices of Spring, and we formally describe it using the packet sequences of the form $\mathcal{M}^1 = (M^1, L^{1,M}, F^{1,M})$ for an observation point M.

The Spring-controlled source ϕ generates at observation point A in Figure 5 the packet sequence $\mathcal{A}^1 = (A^1, L^{1,A}, F^{1,A})$ defined in Table IV. It comprises a sub-sequence of six packets that repeats every τ seconds. All packets have the same size⁶ b , thus $L^{1,A} = (b, b, b, \dots)$.

Using the definitions of I, d, ϵ and τ , one can verify that the sequence A^1 in Table IV is increasing. For example,

$$A_{6k+2}^1 - A_{6k+1}^1 = I + \epsilon + k\tau - d - k\tau = I + \epsilon - d \geq \epsilon > 0$$

because $d < I$ (5). We can also compute the minimum distance between any two packets of the same flow:

$$A_{6k+3}^1 - A_{6k+1}^1 = I = \frac{b}{r}$$

and

$$A_{6(k+1)+1}^1 - A_{6k+3}^1 = \tau - I = 2I + 3\epsilon - d \geq I + 3\epsilon \geq \frac{b}{r}$$

because $d < I$. We obtain similar results for f_2 and f_3 . This proves that the minimum distance between any two packets of the same flow is $\frac{b}{r}$. Hence, each flow f_i is $\gamma_{r,b}$ -constrained at its source ϕ and Property 1/ of Theorem 3 holds.

The Spring-controlled system S_1 outputs the packet sequence $\mathcal{B}^1 = (B^1, L^{1,B}, F^{1,B})$ with $L^{1,B} = (b, b, b, \dots)$ and $B^1, F^{1,B}$ defined in Table IV. For any $k \geq 0$, the $(6k+2)$ th packet in sequence \mathcal{A}^1 is now the $(6k+3)$ th packet in \mathcal{B}^1 and *vice versa*. This is reflected by the sequence $F^{1,B}$ that differs from $F^{1,A}$.

By comparing $F^{1,A}$ and $F^{1,B}$, we observe that the system S_1 is causal, lossless and FIFO-per-flow, *i.e.*, Property 2/ of Theorem 3 holds. One can also verify from Table IV that the delay of every packet through S_1 is lower-bounded by 0 and upper-bounded by d . This is clear for most packets. We do it for those that exchange their order: $B_{6k+3}^1 - A_{6k+2}^1 = d$ and $B_{6k+2}^1 - A_{6k+3}^1 = 0$. Hence, Property 3/ holds.

The sequence of packets \mathcal{B}^1 is now the input of the IR in Figure 5. The output \mathcal{D}^1 is obtained from \mathcal{B}^1 by applying the model of the IR from section A-C. Spring does not control the IR. Let $\mathcal{D}^1 = (D^1, L^{1,D}, F^{1,D})$ be the packet sequence at

⁶If b is greater than the maximum packet size, then we send two or more packets at the same time and such that their lengths sum up to b .

the output of the IR. As the IR is causal, lossless and FIFO, we have $L^{1,D} = L^{1,B}$ and $F^{1,D} = F^{1,B}$. Furthermore,

Lemma 2. For any $h \in \mathbb{N}$, $D_{2h+1}^1 \geq B_1^1 + hI$, and $D_{2h+2}^1 \geq B_1^1 + hI + I$

Proof of Lemma 2. We prove this by induction.

a) *Base case $h = 0$:* We have $F_1^{1,B} = F_2^{1,B} = f_1$. From Equation (14),

$$\begin{aligned} D_1^1 &= \max(B_1^1, D_0^1, \Pi^{\gamma_{r,b}}([D^1]^{f_1}, [L^{1,D}]^{f_1})_{\text{index}(1, f_1)}) \\ &\geq B_1^1 \\ D_1^1 &\geq B_1^1 + 0 \cdot I \end{aligned} \quad (16)$$

In addition,

$$\begin{aligned} D_2^1 &= \max(B_2^1, D_1^1, \Pi^{\gamma_{r,b}}([D^1]^{f_1}, [L^{1,D}]^{f_1})_{\text{index}(2, f_1)}) \\ &\geq \Pi^{\gamma_{r,b}}([D^1]^{f_1}, [L^{1,D}]^{f_1})_{\text{index}(2, f_1)} \\ &\geq D_1^1 + \gamma_{r,b}^\downarrow(L_1^{1,D} + L_2^{1,D}) \\ &\geq D_1^1 + |2b - b|^+ \cdot \frac{1}{r} \\ &\geq D_1^1 + I \\ &\geq B_1^1 + I \\ D_2^1 &\geq B_1^1 + 0 \cdot I + I \end{aligned} \quad \triangleright (16) \quad (17)$$

b) *Induction step:* Consider $h \in \mathbb{N}$, assume that

$$D_{2h+1}^1 \geq B_1^1 + hI \quad (18)$$

$$\text{and } D_{2h+2}^1 \geq B_1^1 + hI + I \quad (19)$$

We have

$$\begin{aligned} D_{2(h+1)+1}^1 &= D_{2h+3}^1 \\ &\geq D_{2h+2}^1 \quad \triangleright (14) \\ &\geq B_1^1 + (h+1)I \quad \triangleright (19) \end{aligned} \quad (20)$$

Now denote $f \triangleq F_{2h+4}^{1,B}$. The index $2h+4$ is even, hence from the description of the Spring trajectory (Table IV), we have that $F_{2h+3}^{1,B}$ also equals f . Hence,

$$D_{2h+4}^1 \geq \Pi^{\gamma_{r,b}}([D^1]^f, [L^{1,D}]^f)_{\text{index}(2h+4, f)} \quad \triangleright (14)$$

$$\geq D_{2h+3}^1 + \gamma_{r,b}^\downarrow(L_{2h+3}^{1,D} + L_{2h+4}^{1,D}) \quad \triangleright (13)$$

$$\geq D_{2h+3}^1 + |2b - b|^+ \cdot \frac{1}{r}$$

$$D_{2(h+1)+2}^1 \geq B_1^1 + (h+1)I + I \quad \triangleright (20) \quad (21)$$

Equation (20) and (21) conclude the induction step of the proof of Lemma 2. \square

Now, for $k \in \mathbb{N}$,

$$\begin{aligned} D_{6k+1}^1 - B_{6k+1}^1 &\geq B_1^1 + 3kI - 2d - k\tau \\ &\triangleright \text{Lemma 2} \\ &\geq B_1^1 + 3kI - 2d - 3kI - 3k\epsilon + kd \\ &\triangleright (5) \\ &\geq k(d - 3\epsilon) + B_1^1 - 2d \end{aligned}$$

TABLE IV
PACKET SEQUENCES USED BY SPRING

	$(k-1)^{\text{th}}$ period			k^{th} period				$(k+1)^{\text{th}}$ period		
n :	\dots	$6(k-1)+6$	$6k+1$	$6k+2$	$6k+3$	$6k+4$	$6k+5$	$6k+6$	$6(k+1)+1$	\dots
$A^1 = A^2 =$	$(\dots,$	$3I + 2\epsilon + (k-1)\tau,$	$d + k\tau,$	$I + \epsilon + k\tau,$	$I + d + k\tau,$	$2I + \epsilon + k\tau,$	$2I + 2\epsilon + k\tau,$	$3I + 2\epsilon + k\tau,$	$d + (k+1)\tau,$	$\dots)$
$F^{1,A} = F^{2,A} =$	$(\dots,$	$f_3,$	$f_1,$	$f_2,$	$f_1,$	$f_2,$	$f_3,$	$f_3,$	$f_1,$	$\dots)$
$B^1 = B^2 = B^3 =$	$(\dots,$	$3I + 2\epsilon + (k-1)\tau,$	$2d + k\tau,$	$I + d + k\tau,$	$I + \epsilon + d + k\tau,$	$2I + \epsilon + d + k\tau,$	$2I + 2\epsilon + d + k\tau,$	$3I + 2\epsilon + d + k\tau,$	$2d + (k+1)\tau,$	$\dots)$
$F^{1,B} = F^{3,B} =$	$(\dots,$	$f_3,$	$f_1,$	$f_1,$	$f_2,$	$f_2,$	$f_3,$	$f_3,$	$f_1,$	$\dots)$
$F^{2,B} =$	$(\dots,$	$f_3,$	$f_1,$	$f_2,$	$f_1,$	$f_2,$	$f_3,$	$f_3,$	$f_1,$	$\dots)$
$D^1 = D^3 \geq$	$(\dots,$	$B_0^1 + 3(k-1)I + 3I,$	$B_0^1 + 3kI,$	$B_0^1 + 3kI + I,$	$B_0^1 + 3kI + I,$	$B_0^1 + 3kI + 2I,$	$B_0^1 + 3kI + 2I,$	$B_0^1 + 3kI + 3I,$	$B_0^1 + 3(k+1)I,$	$\dots)$

As $\epsilon < \frac{d}{3}$, we obtain $\sup_{k \in \mathbb{N}} D_{6k+1}^1 - B_{6k+1}^1 = +\infty$. We can do the same for the other indices $6k+2, 6k+3, \dots, 6k+6$. Finally, this gives $\sup_{n \in \mathbb{N}^*} D_n^1 - B_n^1 = +\infty$ and Property 4/ of Theorem 3 holds. \square

B. Proof of Proposition 1

Proof of Proposition 1. We first prove that the PFR offers the fluid service curve $\beta^\sigma \triangleq \sigma_f$. A shaping curve σ_f that meets the conditions of Proposition 1 verifies [5, Eq. (1.14)] (see the discussion in [5, §1.7.3]). From [5, Thm. 1.7.3], a PFR configured with such a service curve can be realized as the concatenation of a greedy shaper G with shaping curve σ_f , followed by a packetizer. From [5, Thm 1.5.1], G offers σ_f as a service curve. Hence, the PFR offers the fluid service curve σ_f as defined in Definition 1.

We now prove that σ_f explains the shaping-for-free property. Consider two causal, lossless and FIFO systems S and Z' such that Z' offers the service curve $\beta^\sigma = \sigma_f$ (Figure 6). Consider now the network made of S followed by Z' and the subset X of the trajectories on this network such that $\forall x \in X, R_f^{A \rightarrow x} \sim \sigma_f$. Denote by $D_f^{A \rightarrow B}$ the worst-case delay over X of the flow f between A and B and $D_f^{A \rightarrow C}$ the worst-case delay over X of the flow f between A and C.

If $D_f^{A \rightarrow B} = +\infty$, then by causality $D_f^{A \rightarrow C} = +\infty$ and the result holds.

Assume that $D_f^{A \rightarrow B}$ is finite. By causality,

$$D_f^{A \rightarrow C} \geq D_f^{A \rightarrow B} \quad (22)$$

Within the subset of trajectories X , S offers to f the individual service curve $\beta_{S,f} = \delta_{D_f^{A \rightarrow B}}$. Hence, the concatenation of S and Z' offers to f the individual service curve $\beta_{S+Z',f} = \beta_{S,f} \otimes \beta_{Z',f} = \delta_{D_f^{A \rightarrow B}} \otimes \sigma_f$ [5, Thm. 1.4.6]. Within X , σ_f is an arrival curve for f at A. Hence

$$\begin{aligned} D_f^{A \rightarrow C} &\leq h(\sigma_f, \delta_{D_f^{A \rightarrow B}} \otimes \sigma_f) &> [5, \text{Thm. 1.4.2}] \\ &\leq h(\sigma_f, \sigma_f \otimes \delta_{D_f^{A \rightarrow B}}) &> \otimes \text{commutative} \\ &\leq h(\sigma_f, \delta_{D_f^{A \rightarrow B}}) &> [5, \text{Lem. 1.5.2}] \\ D_f^{A \rightarrow C} &\leq D_f^{A \rightarrow B} \end{aligned}$$

Combined with (22), we obtain the result.

C. Proof of Lemma 1

Proof of Theorem 1. Consider a set of shaping curves $\sigma = \{\sigma_f\}_{f \in \mathcal{F}}$. Consider a wide-sense increasing function β^σ . Assume that β^σ explains the shaping-for-free property (Definition 2).

Consider the system S that has no delay. S is causal, lossless and FIFO. Consider a causal, lossless and FIFO system Z' defined by, for all trajectory x ,

$$R^{x,C} = \min(R^{x,B}, \beta^\sigma) \quad (23)$$

where $R^{x,B}$ [resp., $R^{x,C}$] is the cumulative function of the aggregate at the input B of Z' [resp., at the output C of Z'], see Figure 6. By Equation (23), Z' offers β^σ as a service curve.

Concatenate now S and Z' as in Figure 6 and consider the Trajectory x_0 with $\forall f \in \mathcal{F}, R_f^{x_0,A} = \sigma_f$. x_0 belongs to the set X defined in Definition 2. In addition, S has no delay so

$$R^{x_0,B} = R^{x_0,A} = \sum_{f \in \mathcal{F}} \sigma_f \quad (24)$$

By Definition 2, the worst-case delay over the set of trajectories X between A and C in Figure 6 equals the worst-case delay over X between A and B, i.e., zero (by construction of S). By causality, the worst-case delay between B and C also equals 0 over X .

As x_0 belongs to X , we have $R^{x_0,B} = R^{x_0,C}$. Combined with Equation (23), we have $\beta^\sigma \geq R^{x_0,B}$. With Equation (24), we finally obtain

$$\beta^\sigma \geq \sum_{f \in \mathcal{F}} \sigma_f \quad (25)$$

\square

D. Proof of Theorem 4

Proof of Theorem 4. Consider an IR that shapes at least three flows \mathcal{F} with the same leaky-bucket shaping curve for three of them $\forall f \in \{f_1, f_2, f_3\} \subset \mathcal{F}, \sigma_f = \gamma_{r,b}$ with $b \geq \max_{f \in \{f_1, f_2, f_3\}} L_f^{\max}$. Assume that there exists a wide-sense increasing curve β^σ such that (a) β^σ is a fluid service-curve of the IR and (b) β^σ explains the shaping-for-free. Select an arbitrary $D > 0$, and consider a causal, lossless, FIFO system S_2 that offers the service curve δ_D . Consider now the network \mathcal{N}_2 shown in Figure 11. Assume that the flows f_1, f_2, f_3 are $\gamma_{r,b}$ -constrained at A.

We define the Spring constants I, d, ϵ, τ as in (5). We define \square Trajectory 2 with $\mathcal{A}^2 \triangleq \mathcal{A}^1$, where the superscript 1 denotes

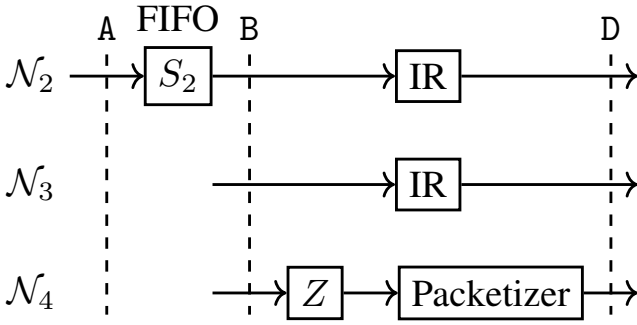


Fig. 11. Several networks and their observation points used in the Proof of Theorem 4.

Trajectory 1 described in Table IV, and $\mathcal{B}^2 \triangleq (B^2, L^{2,B}, F^{2,B})$ with $B^2 \triangleq B^1$, $L^{2,B} \triangleq L^{1,B}$. However, $F^{2,B}$ differs from $F^{1,B}$ by exchanging two packets in every period, as shown in Table IV. We define the packet sequence \mathcal{D}^2 as the result of the input-output characterization of the IR (Section A-C) when it processes \mathcal{B}^2 as an input.

One can check that Trajectory 2 is acceptable for the given constraints. For example, $\mathcal{A}^2 = \mathcal{A}^1$, hence we know from Appendix B-A that each flow is $\gamma_{r,b}$ -constrained at A in Trajectory 2.

In addition, $F^{2,B}$ differs only slightly from $F^{1,B}$, so we only need to recompute the delay through S_2 for the two packets with a different order: Packet $6k+2$ has a delay $B_{6k+2}^2 - A_{6k+2}^2 = d - \epsilon < d$ through S_2 and Packet $6k+3$ has a delay $B_{6k+3}^2 - A_{6k+3}^2 = \epsilon < d$ (Table IV). Consequently, the delay through S_2 in Trajectory 2 is upper-bounded by d . By (5), $d < D$, so Trajectory 2 is acceptable with respect to S_2 's service-curve constraint δ_D .

Last, it is clear from Table IV that the order of the packets is preserved between A and B in Trajectory 2, so Trajectory 2 is acceptable with respect to S_2 's FIFO property. Also, $\mathcal{R}(\mathcal{B}^2)$ is constrained by the arrival curve $3\gamma_{r,b} \circ \delta_D$ [5, Thm. 1.4.3].

Now we consider the network \mathcal{N}_3 shown in Figure 11, and we define Trajectory 3 by $\mathcal{B}^3 \triangleq \mathcal{B}^1$. In particular, we have $B^3 = B^2$.

The operator $\mathcal{R} : (M^x, L^{x,M}, F^{x,M}) \mapsto R^{x,M}$ defined in Appendix A-B, and that returns the cumulative function $R^{x,M}$ of the traffic as a function of the packet sequence $(M^x, L^{x,M}, F^{x,M})$, depends only on M^x and $L^{x,M}$, thus

$$\mathcal{R}(\mathcal{B}^3) = \mathcal{R}(\mathcal{B}^2) \sim 3\gamma_{r,b} \circ \delta_D \quad (26)$$

We now use the fact that β^σ is a fluid service curve of the IR. By Definition 1, the network \mathcal{N}_3 can be replaced by the network \mathcal{N}_4 and for the same input packet sequence $\mathcal{B}^4 \triangleq \mathcal{B}^3$, we have the same output packet sequence $\mathcal{D}^4 = \mathcal{D}^3$. In particular, for any $n \in \mathbb{N}^*$,

$$D_n^3 - B_n^3 = D_n^4 - B_n^4 \quad (27)$$

In \mathcal{N}_4 , the packetizer does not increase the per-packet delay and Z offers the service-curve β^σ . In addition, $\mathcal{B}^4 = \mathcal{B}^3$ so by Equation (26), $3\gamma_{r,b} \circ \delta_D$ is an arrival curve for the

aggregate at B in \mathcal{N}_4 . By Definition 1, Z is also causal, lossless and FIFO, hence from [5, Thm 1.4.2] we obtain, $\forall n \in \mathbb{N}^*$,

$$D_n^3 - B_n^3 = D_n^4 - B_n^4 \quad (28)$$

$$\leq h(3\gamma_{r,b} \circ \delta_D, \beta^\sigma) \quad (29)$$

$$\leq h(3\gamma_{r,b}, \delta_D \otimes \beta^\sigma) \triangleright [5, \text{Thm 3.1.12}] \quad (30)$$

β^σ explains the shaping-for-free. By Lemma 1, we have $\beta^\sigma \geq \sum_{f \in \mathcal{F}} \sigma_f \geq 3\gamma_{r,b}$. Combined with [5, Lemma 1.5.2], we obtain

$$D_n^3 - B_n^3 \leq h(3\gamma_{r,b}, \delta_D) \quad (31)$$

$$\leq D \quad (32)$$

But the packet sequence \mathcal{B}^3 in \mathcal{N}_3 is equal to the packet sequence \mathcal{B}^1 in the network \mathcal{N}_1 of Appendix B-A and Table IV. Hence, \mathcal{D}^1 is equal to \mathcal{D}^3 . We have a contradiction because we show in Appendix B-A that $\sup_n D_n^1 - B_n^1 = +\infty$. \square

E. Proof of Theorem 5

Proof of Theorem 5. Consider an IR that processes an aggregate \mathcal{F} of flows with leaky-bucket shaping curves: $\forall f \in \mathcal{F}$, $\sigma_f = \gamma_{r_f, b_f}$ with $r_f > 0$ and $b_f \geq L_f^{\max}$. Define L^{\min} and I^{\max} as in Theorem 5. Denote by B [resp., D] an observation point located at the input [resp., at the output] of the IR (as in Figure 4).

Consider an acceptable trajectory x . Consider two time instants $s < t$ such that $[t, s]$ is a backlogged period for the IR and consider $\epsilon \in \mathbb{R}$ such that $0 < \epsilon < t - s$. From the definition of the backlogged period, the cumulative functions at the input and the output verify $R^{x,B}(s + \epsilon) > R^{x,D}(s + \epsilon)$.

Both the input and the output of the IR are packetized. Hence, consider now the packet sequences $\mathcal{B}^x = (B^x, L^{x,B}, F^{x,B})$ and $\mathcal{D}^x = (D^x, L^{x,D}, F^{x,D})$ in trajectory x , at observation point B and D (as defined in Section A-A). The IR is causal, lossless and FIFO, so we have $L^{x,B} = L^{x,D}$ [resp., $F^{x,B} = F^{x,D}$]. Denote by L^x [resp., F^x] this sequence.

At $s + \epsilon$, we have $R^{x,B}(s + \epsilon) > R^{x,D}(s + \epsilon)$. The IR is lossless, so at $s + \epsilon$, it is non-empty. In addition, its input and output are packetized, so the IR contains at least one packet at $t + \epsilon$. The IR is also FIFO, so denote by n the index within the sequences \mathcal{B}^x , \mathcal{D}^x of the head-of-line packet inside the IR at $s + \epsilon$ and denote $g \triangleq F_n^x$ the flow to which packet n belongs in trajectory x .

We now use the IR model from [19] to compute the release time instant of packet n in trajectory x :

$$D_n^x = \max \left\{ B_n^x, D_{n-1}^x, \frac{L_n^x - \Lambda_{g,n \ominus 1}^x}{r_g} + D_{n \ominus 1}^x \right\} \quad (33)$$

where $\Lambda_{g,k}^x$ is the number of tokens available for flow g in its token-bucket filter after packet k left the IR (see Appendix A-C).

At time instant $s + \epsilon$, packet n is the head-of-line packet in the IR, so $B_n \leq s + \epsilon$, $D_{n-1} \leq s + \epsilon$ and $D_{n \ominus 1} \leq s + \epsilon$. Hence,

$$D_n^x \leq \max \left\{ s + \epsilon, \frac{L_n^x - \Lambda_{g,n \ominus 1}^x}{r_g} + s + \epsilon \right\} \quad (34)$$

$$\leq \max \left\{ s + \epsilon, \frac{L_n^x}{r_g} + s + \epsilon \right\} \quad \triangleright \Lambda_{g,n \ominus 1}^x \geq 0 \quad (35)$$

$$\leq \frac{L_n^x}{r_g} + s + \epsilon \quad \triangleright L_n^x \geq 0 \quad (36)$$

With the terminology of [19], Equation (36) states that packet n stays at the head of the line for a duration that is less than the time required for the associated token bucket to regain as many credits as the length of n . We obtain

$$D_n^x \leq \frac{L_g^{\max}}{r_g} + s + \epsilon \quad (37)$$

$$\leq I^{\max} + s + \epsilon \quad (38)$$

The size L_n^x of packet n is greater than L^{\min} , hence the cumulative function $R^{x,D}$ at the output of the IR in trajectory x verifies:

$$R^{x,D}(t) - R^{x,D}(s) \geq \begin{cases} 0 & \text{if } t - s \leq I^{\max} + \epsilon \\ L^{\min} & \text{if } t - s > I^{\max} + \epsilon \end{cases} \quad (39)$$

$$R^{x,D}(t) - R^{x,D}(s) \geq L^{\min} \wedge (\delta_{I^{\max} + \epsilon})(t - s) \quad (40)$$

where \wedge is the minimum and δ is the bounded-delay curve (Table III). Equation (40) is valid for any ϵ such that $0 < \epsilon < t - s$, hence

$$R^{x,D}(t) - R^{x,D}(s) \geq L^{\min} \wedge (\delta_{I^{\max}}(t - s)) \quad (41)$$

Equation (41) is valid for any acceptable trajectory x with no assumption on the context of the IR and for any backlogged period $]s, t]$. In addition, note that the function $\beta_0 : t \mapsto L^{\min} \wedge \delta_{I^{\max}}(t)$ is wide-sense increasing. By definition, the IR offers β_0 as a context-agnostic strict service curve. The curve β_0 is shown with a dashed-blue line in Figure 8.

Let us now define the curve β_{sc} as

$$\beta_{sc} : t \mapsto \left\lfloor \frac{t}{I^{\max}} \right\rfloor \cdot L^{\min} \quad (42)$$

where $\lfloor \cdot \rfloor$ denotes the floor function. We observe that β_{sc} is the supper-additive closure of β_0 [7, §2.4]. Consequently, the IR also offers β_{sc} as a strict service curve [7, Prop. 5.6.2].

In addition, any curve β' such that $\forall t \geq 0, \beta'(t) \leq \beta_{sc}$ is also a strict service curve of the IR. This is the case, in particular, for the rate-latency service curve $\beta_{R,T}$ with $R = \frac{L^{\min}}{I^{\max}}$ and $T = I^{\max}$. \square

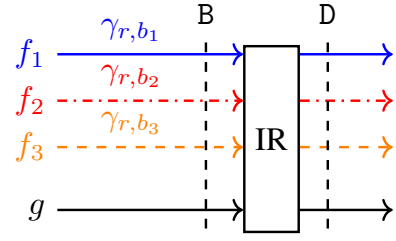


Fig. 12. Situation for the Proof of Theorem 6. The flows f_1, f_2, f_3 are processed by the IR with the same leaky-bucket shaping curve $\gamma_{r,b}$. They enter the IR with leaky-bucket arrival curves $\gamma_{r_1, b_1}, \gamma_{r_2, b_2}$ and γ_{r_3, b_3} . We are interested in an *individual* service curve that the IR offers to a fourth flow g .

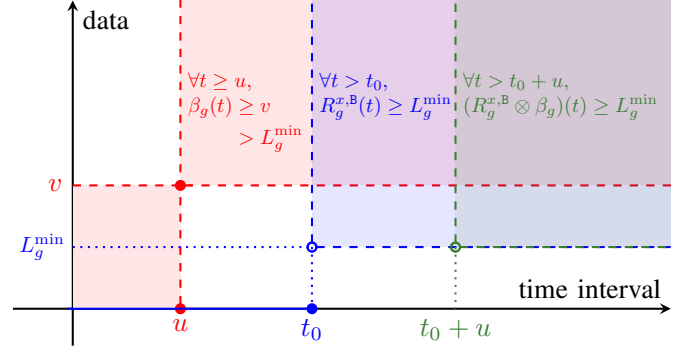


Fig. 13. If we assume that $\exists u \geq 0, \beta_g(u) = v > L_g^{\min}$ as in Lemma 3, then this figure depicts the envelopes of possible values for the *individual* service curve β_g for g (red area), for the cumulative function $R_g^{x,B}$ of g at the input B of the IR with a trajectory $x \in X'$ (in blue), and for the resulting min-plus convolution $R_g^{x,B} \otimes \beta_g$ (in green).

F. Proof of Proposition 2

Proof of Proposition 2. Consider an IR that processes an aggregate \mathcal{F} with leaky-bucket shaping curves $\{\sigma_f\}_{f \in \mathcal{F}} = \{\gamma_{r_f, b_f}\}_{f \in \mathcal{F}}$. Take a curve $\beta^{\text{strict}} \in \mathfrak{F}_0$ and assume that β^{strict} is a context-agnostic strict service curve of the IR.

Take $f \in \mathcal{F}$, and consider trajectory x_f . Define $I_f \triangleq \frac{b_f}{r_f}$. Let the packet sequence \mathcal{B}^{x_f} at the input B of the IR be $B^{x_f} = (0, \frac{I_f}{2}, I_f, \frac{3I_f}{2}, 2I_f, \dots)$, $L^{x_f, B} = (b_f, b_f, b_f, b_f, b_f, \dots)$, $F^{x_f, B} = (f, f, f, f, f, \dots)$. That is, only flow f sends packets of size b_f at twice the rate allowed by its shaping curve. There are no packets for flows $\mathcal{F} \setminus \{f\}$.

From the input-output characterisation of the IR (Appendix A-C), we directly obtain that the packet sequence \mathcal{D}^x at the output D of the IR is $L^{x_f, D} = L^{x_f, B}$, $F^{x_f, D} = F^{x_f, B}$ and $D^{x_f} = (0, I_f, 2I_f, 3I_f, 4I_f, \dots)$.

Hence, σ_f is an arrival curve for the output traffic $R^{x_f, D}$ and the IR is non-empty after $\frac{I_f}{2}$. By combining (2) and (3), this gives

$$\forall t \geq 0, \beta^{\text{strict}}(t) \leq \sigma_f(t) \quad (43)$$

Equation (43) is valid for any $f \in \mathcal{F}$, hence the result. \square

G. Proof of Theorem 6

Proof of Theorem 6. Consider an IR that processes an aggregate \mathcal{F} of at least four flows with the same leaky-bucket

shaping curve for three of them: $\forall f_i \in \{f_1, f_2, f_3\}, \sigma_{f_i} = \gamma_{r,b}$. Consider a flow $g \in \mathcal{F} \setminus \{f_1, f_2, f_3\}$. For $f_i \in \{f_1, f_2, f_3\}$, assume that the flow f_i is constrained at the input B of the IR by a leaky-bucket arrival curve γ_{r,b_i} with $b_1 > b$, $b_2 \geq b$ and $b_3 \geq b$ (Figure 12). Assume that any other flow $h \in \mathcal{F} \setminus \{f_1, f_2, f_3, g\}$ exhibits an arrival curve α_h^B at the input B of the interleaved regulator. Finally, assume that the IR offers to g the individual service curve β_g . This curve can depend on the shaping curves $\{\sigma_f\}_{f \in \mathcal{F}}$ and on the arrival curves of the other flows $\alpha_{f_1}^B = \gamma_{r,b_1}$, $\alpha_{f_2}^B = \gamma_{r,b_2}$, $\alpha_{f_3}^B = \gamma_{r,b_3}$, $\{\alpha_h^B\}_{h \in \mathcal{F} \setminus \{f_1, f_2, f_3, g\}}$. Consider X' , the subset of trajectories such that for each $x \in X'$, the first packet of g that enters the IR is of size L_g^{\min} .

We obtain the proof of Theorem 6 through two lemmas.

Lemma 3. If there exists $u \in \mathbb{R}^+$ such that $\beta(u) > L_g^{\min}$, then for any trajectory $x \in X'$, the delay of the first packet of g in the IR is upper-bounded by u .

Proof of Lemma 3. Denote by v the value of $\beta_g(u)$. We have $v > L_g^{\min}$. β_g is an individual service curve of the IR for g . By definition, it is wide-sense increasing. Hence,

$$\forall t \geq u, \quad \beta_g(t) \geq v > L_g^{\min} \quad (44)$$

The red-shaded area in Figure 13 represents the possible values of β_g .

Recall that B, the observation point at the input of the IR (Figure 12), is packetized. Consider a trajectory $x \in X'$ and denote by t_0 the arrival time instant of the first packet of g at observation point B in trajectory x . The cumulative arrival function $R_g^{x,B}$ of g at B is wide-sense increasing and left-continuous, hence

$$\forall t > t_0, R_g^{x,B}(t) \geq L_g^{\min} \quad (45)$$

The blue-shaded area in Figure 13 represents the possible value of $R_g^{x,B}$.

Consider now the min-plus convolution $R_g^{x,B} \otimes \beta_g$. For $t > t_0 + u$, we have

$$\begin{aligned} (R_g^{x,B} \otimes \beta_g)(t) &= \inf_{0 \leq s \leq t} \beta_g(s) + R_g^{x,B}(t-s) \\ &= \min \left(\begin{array}{l} \inf_{0 \leq s \leq u} \beta_g(s) + R_g^{x,B}(t-s), \\ \inf_{u < s \leq t} \beta_g(s) + R_g^{x,B}(t-s) \end{array} \right) \end{aligned}$$

For $s \in [0, u]$, $\beta_g(s) \geq 0$ and $t-s \geq t-u > t_0$, so $R_g^{x,B}(t-s) \geq L_g^{\min}$ (45). For $s \in]u, t]$, $\beta_g(s) \geq L_g^{\min}$ (44) and $R_g^{x,B}(t-s) \geq 0$. Hence, $\forall t > t_0 + u$,

$$(R_g^{x,B} \otimes \beta_g)(t) \geq \min(0 + L_g^{\min}, L_g^{\min} + 0) = L_g^{\min} \quad (46)$$

By assumption, β_g is an individual service curve of the IR for g , so

$$\forall t > t_0 + u, \quad R_g^{x,D}(t) \geq (R_g^{x,B} \otimes \beta_g)(t) \geq L_g^{\min} \quad (47)$$

The IR is causal, FIFO and lossless, and its output is packetized. Hence Equation (47) implies that the first packet of g exits the IR before $t_0 + u$, i.e., its delay through the IR is upper-bounded by u . \square

Let us now state the second lemma:

Lemma 4. For any duration $M \in \mathbb{R}^+$, there exists an acceptable trajectory $x_M \in X'$ such that the delay of the first packet of g within the IR is greater than M .

Proof of Lemma 4. For the three flows f_1, f_2, f_3 , consider the Trajectory 3 of Table IV with

$$D \triangleq \frac{b_1}{r} - \frac{b}{r} \quad (48)$$

and the rest of the Spring parameters I, d, ϵ, τ as in Equation (5). $D > 0$ because $b_1 > b$. Note that

$$D = I - \frac{2b}{r} + \frac{b_1}{r} \quad (49)$$

In Trajectory 3, the size of the packets is b and the duration between any two consecutive packets of f_2 [resp., f_3] is at least $I = b/r$ at B, so γ_{r,b_2} [resp., γ_{r,b_3}] is an arrival of f_2 [resp., f_3] at B in Trajectory 3 (because $b_2 \geq b$ and $b_3 \geq b$). Similarly, the duration between any two packets of f_1 of size b is $I - d$ and

$$-D < -d \quad \triangleright (5)$$

$$\begin{aligned} -I + \frac{2b - b_1}{r} &< -d & \triangleright (49) \\ 2b &< r(I - d) + b_1 \end{aligned}$$

This shows that γ_{r,b_1} is an arrival curve for f_1 at B in Trajectory 3.

From Trajectory 3, we obtain trajectory x_M by inserting a packet of f_3 , of size L_g^{\min} , between the $(6k+1)$ th and $(6k+2)$ th packets of Trajectory 3, with

$$k \triangleq \left\lceil \frac{M - d + I}{d - 3\epsilon} \right\rceil + 1 \quad (50)$$

where $\lceil \cdot \rceil$ is the ceiling function. This packet takes the index $6k + 2$ in trajectory x_M , and we have

$$B_{6k+1}^3 \leq B_{6k+2}^{x_M} \leq B_{6k+2}^3 \quad (51)$$

No other flow $h \in \mathcal{F} \setminus \{f_1, f_2, f_3, g\}$ sends any packet in Trajectory x_M . For the three flows f_1, f_2, f_3 , Trajectory x_M describes the same packet sequence in B as in Trajectory 3. Hence, $\gamma_{r,b_1}, \gamma_{r,b_2}, \gamma_{r,b_3}$ are also arrival curves of f_1, f_2, f_3 in Trajectory x_M . We define \mathcal{D}^{x_M} as the result of the IR's input-output model (Section A) on input \mathcal{B}^{x_M} . Hence, x_M is an acceptable trajectory, and, by definition $x_M \in X'$.

The packet sequences \mathcal{B}^{x_M} and \mathcal{B}^3 are identical until index $6k + 1$ included and the IR is causal. Hence, the packet sequences \mathcal{D}^{x_M} and \mathcal{D}^3 are also identical until index $6k + 1$ included. As the IR is FIFO, we obtain

$$D_{6k+2}^{x_M} \geq D_{6k+1}^{x_M} = D_{6k+1}^3 \quad (52)$$

By combining (51) and (52), we obtain

$$\begin{aligned}
D_{6k+2}^{x_M} - B_{6k+2}^{x_M} &\geq D_{6k+1}^3 - B_{6k+2}^3 \\
&\geq (d-I) + k(3I - \tau) && \triangleright \text{Table IV} \\
&\geq (d-I) + k(d-3\epsilon) \\
&&& \triangleright (5) \\
&\geq (d-I) + \frac{M-d+I}{d-3\epsilon}(d-3\epsilon) \\
&&& \triangleright (50) \\
D_{6k+2}^{x_M} - B_{6k+2}^{x_M} &\geq M && (53)
\end{aligned}$$

This gives the result of the Lemma. \square

To prove Theorem 6, we now simply combine Lemma 4 with the contrapose of Lemma 3.

Lemma 4 states that for any $u \in \mathbb{R}^+$, there exists a trajectory $x \in X'$ such that the delay of the first packet of g is not upper-bounded u (it is strictly larger than u). This means that the consequent of Lemma 3 is false. By contrapose, the antecedent is also false. \square

H. Proof of Theorem 7

Proof of Theorem 7. Consider an IR that processes an aggregate \mathcal{F} of at least four flows with leaky-bucket shaping curves $\{\sigma_h\}_{h \in \mathcal{F}}$. Assume that at least three flows $f_1, f_2, f_3 \in \mathcal{F}$ share the same leaky-bucket shaping curve: $\forall f_i \in \{f_1, f_2, f_3\}, \sigma_{f_i} = \gamma_{r,b}$. Consider now a function $\beta \in \mathfrak{F}_0$. β can depend on $\{\sigma_h\}_{h \in \mathcal{F}}$. Assume that the IR offers β as a context-agnostic service curve.

For any acceptable trajectory x with no assumption on the context of the IR, we have

$$\forall t \geq 0, \quad R^{x,D}(t) \geq (R^{x,B} \otimes \beta)(t) \quad (54)$$

where $R^{x,B} : t \mapsto \sum_{h \in \mathcal{F}} R_h^{x,B}(t)$ is the cumulative function of the aggregate at B, the IR's input (Figure 4), in Trajectory x . And $R^{x,D} : t \mapsto \sum_{h \in \mathcal{F}} R_h^{x,D}(t)$ is the cumulative function at D, the IR's output, in Trajectory x .

In $\mathcal{F} \setminus \{f_1, f_2, f_3\}$, choose arbitrarily one flow and call it g . For a given set of arrival curves $\{\alpha_h^B\}_{h \in \mathcal{F} \setminus \{g\}}$, we define

$$\alpha_g \triangleq \sum_{h \in \mathcal{F} \setminus \{g\}} \alpha_h^B \quad (55)$$

where α_h^B is an arrival curve for h at the input B of the IR. For each $\theta \in \mathbb{R}^+$, we also define β_θ as:

$$\beta_\theta : t \mapsto |\beta(t) - \alpha_g(t - \theta)|^+ \mathbb{1}_{\{t > \theta\}} \quad (56)$$

where $\mathbb{1}_{t > \theta}$ equals 1 when $t > \theta$, 0 otherwise. We finally define $\bar{\beta}_\theta$ as:

$$\bar{\beta}_\theta = \beta_\theta \bar{\otimes} \mathbf{0} : t \mapsto \inf_{s \geq t} \{\beta_\theta(s)\} \quad (57)$$

where $\bar{\otimes}$ is the max-plus deconvolution (Table I) and $\mathbf{0}$ is the zero function: $\forall t \geq 0, \mathbf{0}(t) = 0$.

Lemma 5. If, for each flow $h \in \mathcal{F} \setminus \{g\}$, α_h^B is an arrival curve of h at the input of the IR, then for each $\theta \geq 0$, the IR offers $\bar{\beta}_\theta$ as an individual service curve for g .

Proof of Lemma 5. The IR is a FIFO system that offers the service curve β to the aggregate. By [5, Prop. 6.4.1], for each $\theta \in \mathbb{R}^+$, the function β_θ verifies Equation (4).

However, for $\theta \in \mathbb{R}^+$, β_θ may not be wide-sense increasing, thus not an individual service curve for g . But $\bar{\beta}_\theta$ is wide-sense increasing by construction and $\forall \theta \in \mathbb{R}^+, \forall t \geq 0, \bar{\beta}_\theta(t) \leq \beta_\theta(t)$. Hence, for $\theta \in \mathbb{R}^+$, $\bar{\beta}_\theta$ also verifies Equation (4), thus is an individual service curve of S for g . \square

Take now $\epsilon > 0$ and denote by X_ϵ the subset of acceptable trajectories such that:

- $\gamma_{r,b+\epsilon}$ is an arrival curve for f_1 at B, and
- $\gamma_{r,b}$ is an arrival curve for f_2 at B, and
- $\gamma_{r,b}$ is an arrival curve for f_3 at B, and
- $\forall h \in \mathcal{F} \setminus \{f_1, f_2, f_3, g\}, \forall t \geq 0, R_h^{x,B} = R_h^{x,D} = 0$

For all trajectories of X_ϵ , we have

$$\alpha_g = \gamma_{3r,3b+\epsilon} \quad (58)$$

By applying Lemma 5, for each $\theta \in \mathbb{R}^+$, $\bar{\beta}_\theta$ is an individual service curve of the IR for g . In addition, $b + \epsilon > b$ so the subset of trajectories X_ϵ meets the assumptions of Theorem 6. By Theorem 6, we have, $\forall \theta \geq 0, \forall t \geq 0$,

$$\bar{\beta}_\theta(t) \leq L_g^{\min} \quad \inf_{s \geq t} \{\beta_\theta(s)\} \leq L_g^{\min} \quad \triangleright (57)$$

$$\inf_{s \geq t} \left\{ |\beta(s) - \alpha_g(s - \theta)|^+ \mathbb{1}_{\{s > \theta\}} \right\} \leq L_g^{\min} \quad \triangleright (56)$$

If we limit to $t > \theta$, we obtain, $\forall \theta \geq 0, \forall t > \theta$,

$$\inf_{s \geq t} \left\{ |\beta(s) - \alpha_g(s - \theta)|^+ \right\} \leq L_g^{\min} \quad (59)$$

For any $x \in \mathbb{R}, x \leq |x|^+$, hence $\forall \theta \geq 0, \forall t > \theta$,

$$\inf_{s \geq t} \{\beta(s) - \alpha_g(s - \theta)\} \leq \inf_{s \geq t} \left\{ |\beta(s) - \alpha_g(s - \theta)|^+ \right\} \quad (60)$$

By combining Equations (59) and (60), we obtain $\forall \theta \geq 0, \forall t > \theta$,

$$\inf_{s \geq t} \{\beta(s) - \alpha_g(s - \theta)\} \leq L_g^{\min} \quad \inf_{s \geq t} \{\beta(s) - \gamma_{3r,3b+\epsilon}(s - \theta)\} \leq L_g^{\min} \quad \triangleright (58)$$

$$\inf_{s \geq t} \{\beta(s) - 3rs\} \leq L_g^{\min} - 3r\theta + 3b + \epsilon \quad (61)$$

Equation (61) is valid for any $\epsilon > 0$. Hence,

$$\forall \theta \geq 0, \forall t > \theta, \quad \inf_{s \geq t} \{\beta(s) - 3rs\} \leq L_g^{\min} - 3r\theta + 3b$$

In particular,

$$\forall t > \frac{L_g^{\min}}{3r} + \frac{b}{r}, \quad \inf_{s \geq t} \{\beta(s) - 3rs\} \leq 0 \quad (62)$$

Denote $t_1 \triangleq \frac{L_g^{\min}}{3r} + \frac{b}{r}$. With the definition of the infimum, Equation (62) gives

$$\forall t > t_1, \forall \epsilon' > 0, \exists s \geq t, \quad \beta(s) - 3rs \leq \epsilon'$$

$$\forall t > t_1, \forall \epsilon' > 0, \exists s \geq t, \quad \frac{\beta(s)}{s} \leq \frac{\epsilon'}{s} + 3r$$

$$\forall t > t_1, \quad \inf_{s \geq t} \frac{\beta(s)}{s} \leq 3r$$

This shows $\liminf_{t \rightarrow +\infty} \frac{\beta(t)}{t} \leq 3r$ (63)

□