
Union Subgraph Neural Networks

Jiaxing Xu^{†*}

School of Computer Science and Engineering
Nanyang Technological University

Aihu Zhang[†]

School of Computer Science and Engineering
Nanyang Technological University

Qingtian Bian

School of Computer Science and Engineering
Nanyang Technological University

Vijay Prakash Dwivedi

School of Computer Science and Engineering
Nanyang Technological University

Yiping Ke

School of Computer Science and Engineering
Nanyang Technological University

Abstract

Graph Neural Networks (GNNs) are widely used for graph representation learning in many application domains. The expressiveness of vanilla GNNs is upper-bounded by 1-dimensional Weisfeiler-Leman (1-WL) test as they operate on rooted subtrees through iterative message passing. In this paper, we empower GNNs by injecting neighbor-connectivity information extracted from a new type of substructure. We first investigate different kinds of connectivities existing in a local neighborhood and identify a substructure called union subgraph, which is able to capture the complete picture of the 1-hop neighborhood of an edge. We then design a shortest-path-based substructure descriptor that possesses three nice properties and can effectively encode the high-order connectivities in union subgraphs. By infusing the encoded neighbor connectivities, we propose a novel model, namely Union Subgraph Neural Network (UnionSNN), which is proven to be strictly more powerful than 1-WL in distinguishing non-isomorphic graphs. Additionally, the local encoding from union subgraphs can also be injected into arbitrary message-passing neural networks (MPNNs) and Transformer-based models as a plugin. Extensive experiments on 17 benchmarks of both graph-level and node-level tasks demonstrate that UnionSNN outperforms state-of-the-art baseline models, with competitive computational efficiency. The injection of our local encoding to existing models is able to boost the performance by up to 11.09%.

1 Introduction

With the ubiquity of graph-structured data emerging from various modern applications, Graph Neural Networks (GNNs) have gained increasing attention from both researchers and practitioners. GNNs have been applied to many application domains, including quantum chemistry [8, 10, 31], social science [14, 44, 60], transportation [9, 40] and neuroscience [2, 52], and have attained promising results on graph classification [31, 60], node classification [43] and link prediction [45, 63] tasks.

Most GNNs are limited in terms of their expressive power. Xu et al., [57] show that GNNs are at most as powerful as 1-dimensional Weisfeiler-Leman (1-WL) test [54] in distinguishing non-isomorphic

*To whom correspondence should be addressed: jiaxing003@e.ntu.edu.sg.

[†]These authors contributed equally to this work.

graph structures. This is because a vanilla GNN essentially operates on a subtree rooted at each node in its message passing, *i.e.*, it treats every neighbor of the node equally in its message aggregation. In this regard, it overlooks any discrepancy that may exist in the connectivities between neighbors. To address this limitation, efforts have been devoted to incorporating local substructure information to GNNs. Several studies attempt to encode such local information through induced subgraphs [65], overlap subgraphs [55] and spatial encoding [4], to enhance GNNs’ expressiveness. But the local structures they choose are not able to capture the complete picture of the 1-hop neighborhood of an edge. Some others incorporate shortest path information to edges in message passing via distance encoding [26], adaptive breath/depth functions [29] and affinity matrix [51] to control the message from neighbors at different distances. However, the descriptor used to encode the substructure may overlook some connectivities between neighbors. Furthermore, some of the above models also suffer from high computational cost due to the incorporation of certain substructures.

In this paper, we aim to develop a model that overcomes the above drawbacks and yet is able to empower GNNs’ expressiveness. (1) We define a new type of substructures named union subgraphs, each capturing the entire closed neighborhood w.r.t. an edge. (2) We design an effective substructure descriptor that encodes high-order connectivities and it is easy to incorporate with arbitrary message-passing neural network (MPNN) or Transformer-based models. (3) We propose a new model, namely Union Subgraph Neural Network (UnionSNN), which is strictly more expressive than the vanilla GNNs (1-WL) in theory and also computationally efficient in practice. Our contributions are summarized as follows:

- We investigate different types of connectivities existing in the local neighborhood and identify the substructure, named “union subgraph”, that is able to capture the complete 1-hop neighborhood.
- We abstract three desirable properties for a good substructure descriptor and design a shortest-path-based descriptor that possesses all the properties with high-order connectivities encoded.
- We propose a new model, UnionSNN, which incorporates the information extracted from union subgraphs into the message passing. We also show how our local encoding can be flexibly injected into any arbitrary MPNNs and Transformer-based models. We theoretically prove that UnionSNN is more expressive than 1-WL. We also show that UnionSNN is stronger than 3-WL in some cases.
- We perform extensive experiments on both graph-level and node-level tasks. UnionSNN consistently outperforms baseline models on 17 benchmark datasets, with competitive efficiency. The injection of our local encoding is able to boost the performance of base models by up to 11.09%, which justifies the effectiveness of our proposed union subgraph and substructure descriptor in capturing local information.

2 Related Work

2.1 Substructure-Enhanced GNNs

In recent years, several GNN architectures have been designed to enhance their expressiveness by encoding local substructures. GraphSNN [55] brings the information of overlap subgraphs into the message passing scheme as a structural coefficient. However, the overlap subgraph and the substructure descriptor used by GraphSNN are not powerful enough to distinguish all non-isomorphic substructures in the 1-hop neighborhood. Zhao et al. [65] encode the induced subgraph for each node and inject it into node representations. Graph Substructure Network [4] introduces structural biases in the aggregation function to break the symmetry in message passing. For these two methods, the neighborhood under consideration should be pre-defined, and the subgraph matching is extremely expensive ($O(n^k)$ for k -tuple substructure) when the substructure gets large. Similarly, a line of research [3, 17, 47] develops new WL aggregation schemes to take into account substructures like cycles or cliques. Despite these enhancements, performing cycle counting is very time-consuming. Other Transformer-based methods [11, 25, 33, 56] incorporate local structural information via positional encoding [27, 62]. Graphormer [59] combines the node degree and the shortest path information for spatial encoding, while other works [13, 26] employ random walk based encodings that can encode k -hop neighborhood information of a node. However, these positional encodings

only consider relative distances from the center node and ignore high-order connectivities between the neighbors.

2.2 Path-Related GNNs

A significant amount of works have focused on the application of shortest paths and their related techniques to GNNs. Li et al. [26] present a distance encoding module to augment node features and control the receptive field of message passing. GeniePath [29] proposes an adaptive breath function to learn the importance of different-sized neighborhoods and an adaptive depth function to extract and filter signals from neighbors within different distances. PathGNN [46] imitates how the Bellman-Ford algorithm solves the shortest path problem in generating weights when updating node features. SPN [1] designs a scheme, in which the representation of a node is propagated to each node in its shortest path neighborhood. Some recent works adapt the concept of curvature from differential geometry to reflect the connectivity between nodes and the possible bottleneck effects. CurvGN [58] reflects how easily information flows between two nodes by graph curvature information, and exploits curvature to reweigh different channels of messages. Topping et al. [48] propose Balanced Forman curvature that better reflects the edges having bottleneck effects, and alleviate the over-squashing problem of GNNs by rewiring graphs. SNALS [51] utilizes an affinity matrix based on shortest paths to encode the structural information of hyperedges. Our method is different from these existing methods by introducing a shortest-path-based substructure descriptor for distinguishing non-isomorphic substructures.

3 Local Substructures to Empower MPNNs

In this section, we first introduce MPNNs. We then investigate what kind of local substructures are beneficial to improve the expressiveness of MPNNs.

3.1 Message Passing Neural Networks

We represent a graph as $G = (V, E, X)$, where $V = \{v_1, \dots, v_n\}$ is the set of nodes, $E \in V \times V$ is the set of edges, and $X = \{\mathbf{x}_v \mid v \in V\}$ is the set of node features. The set of neighbors of node v is denoted by $\mathcal{N}(v) = \{u \in V \mid (v, u) \in E\}$. The l -th layer of an MPNN [57] can be written as:

$$\mathbf{h}_v^{(l)} = \text{AGG}^{(l-1)}(\mathbf{h}_v^{(l-1)}, \text{MSG}^{(l-1)}(\{\mathbf{h}_u^{(l-1)}, u \in \mathcal{N}(v)\})), \quad (1)$$

where $\mathbf{h}_v^{(l)}$ is the representation of node v at the l -th layer, $\mathbf{h}_v^{(0)} = \mathbf{x}_v$, $\text{AGG}(\cdot)$ and $\text{MSG}(\cdot)$ denote the aggregation and message functions, respectively.

3.2 Local Substructures to Improve MPNNs

According to Eq. (1), MPNN updates the representation of a node isotropously at each layer and ignores the structural connections between the neighbors of the node. Essentially, the local substructure utilized in the message passing of MPNN is a subtree rooted at the node. Consequently, if two non-isomorphic graphs have the same set of rooted subtrees, they cannot be distinguished by MPNN (and also 1-WL). Such an example is shown in Figure 1(a). A simple fix to this problem is to encode the local structural information about each neighbor, based on which neighbors are treated unequally in the message passing. One natural question arises: **which substructure shall we choose to characterize the 1-hop local information?**

To answer the above question, we consider two adjacent nodes v and u , and discuss different types of edges that may exist in their neighbor sets, $\mathcal{N}(v)$ and $\mathcal{N}(u)$. We define the closed neighbor set of node v as $\tilde{\mathcal{N}}(v) = \mathcal{N}(v) \cup \{v\}$. The induced subgraph of $\tilde{\mathcal{N}}(v)$ is denoted by S_v , which defines the closed neighborhood of v . The common closed neighbor set of v and u is $\mathcal{N}_{vu} = \tilde{\mathcal{N}}(v) \cap \tilde{\mathcal{N}}(u)$ and the exclusive neighbor set of v w.r.t u is defined as $\mathcal{N}_v^{-u} = \tilde{\mathcal{N}}(v) - \mathcal{N}_{vu}$. As shown in Figure 1(b), there are four types of edges in the closed neighborhood of $\{v, u\}$:

- $E_1^{vu} \in \mathcal{N}_{vu} \times \mathcal{N}_{vu}$: edges between the common closed neighbors of v and u , such as (a, b) ;

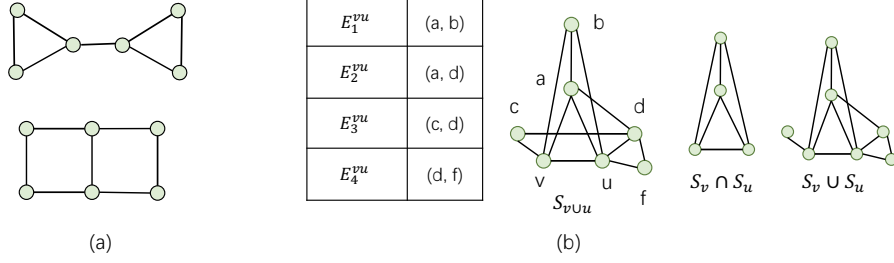


Figure 1: (a) A pair of non-isomorphic graphs not distinguishable by 1-WL; (b) An example of various local substructures for two adjacent nodes v and u .

- $E_2^{vu} \in (\mathcal{N}_{vu} \times \mathcal{N}_v^{-u}) \cup (\mathcal{N}_{vu} \times \mathcal{N}_u^{-v})$: edges between a common closed neighbor of v and u and an exclusive neighbor of v/u , such as (a, d) ;
- $E_3^{vu} \in \mathcal{N}_v^{-u} \times \mathcal{N}_u^{-v}$: edges between two exclusive neighbors of v and u from different sides, such as (c, d) ;
- $E_4^{vu} \in (\mathcal{N}_v^{-u} \times \mathcal{N}_v^{-u}) \cup (\mathcal{N}_u^{-v} \times \mathcal{N}_u^{-v})$: edges between two exclusive neighbors of v or u from the same side, such as (d, f) .

We now discuss three different local substructures, each capturing a different set of edges.

Overlap Subgraph[55]. The overlap subgraph of two adjacent nodes v and u is defined as $S_{v \cap u} = S_v \cap S_u$. The overlap subgraph contains only edges in E_1^{vu} .

Union Minus Subgraph. The union minus subgraph of two adjacent nodes v and u is defined as $S_{v \cup u}^- = S_v \cup S_u$. The union minus subgraph consists of edges in E_1^{vu} , E_2^{vu} and E_4^{vu} .

Union Subgraph. The union subgraph of two adjacent nodes v and u , denoted as $S_{v \cup u}$, is defined as the induced subgraph of $\tilde{\mathcal{N}}(v) \cup \tilde{\mathcal{N}}(u)$. The union subgraph contains all four types of edges mentioned above.

It is obvious that the union subgraph captures the whole picture of the 1-hop neighborhood of two adjacent nodes. This subgraph captures all types of connectivities within the neighborhood, providing an ideal local substructure for enhancing the expressive power of MPNNs. We illustrate how effective different local substructures are in improving MPNNs through an example in Appendix A. Note that we restrict the discussion to the 1-hop neighborhood because we aim to develop a model based on the MPNN scheme, in which a single layer of aggregation is performed on the 1-hop neighbors.

3.3 Union Isomorphism

We now proceed to define the isomorphic relationship between the neighborhoods of two nodes i and j based on union subgraphs. The definition follows that of overlap isomorphism in [55].

Overlap Isomorphism. S_i and S_j are overlap-isomorphic, denoted as $S_i \simeq_{\text{overlap}} S_j$, if there exists a bijective mapping $g: \tilde{\mathcal{N}}(i) \rightarrow \tilde{\mathcal{N}}(j)$ such that $g(i) = j$, and for any $v \in \mathcal{N}(i)$ and $g(v) = u$, $S_{i \cap v}$ and $S_{j \cap u}$ are isomorphic (ordinary graph isomorphic).

Union Isomorphism. S_i and S_j are union-isomorphic, denoted as $S_i \simeq_{\text{union}} S_j$, if there exists a bijective mapping $g: \tilde{\mathcal{N}}(i) \rightarrow \tilde{\mathcal{N}}(j)$ such that $g(i) = j$, and for any $v \in \mathcal{N}(i)$ and $g(v) = u$, $S_{i \cup v}$ and $S_{j \cup u}$ are isomorphic (ordinary graph isomorphic).

Theorem 1. *If $S_i \simeq_{\text{union}} S_j$, then $S_i \simeq_{\text{overlap}} S_j$; but not vice versa.*

Theorem 1 states that union-isomorphism is stronger than overlap-isomorphism. The proofs of all theorems are provided in Appendix B. We provide an example of a pair of non-isomorphic graphs that are distinguishable under union-isomorphism but not overlap-isomorphism or 1-WL (subtree). Please refer to Figure 6 in Appendix C for detailed discussions.

4 UnionSNN

In this section, we first discuss how to design our substructure descriptor so that it well captures the structural information in union subgraphs with several desirable properties. We then present our model UnionSNN, which effectively incorporates the information encoded by the substructure descriptor to MPNNs and Transformer-based models. Finally, we show that UnionSNN has a stronger expressiveness than 1-WL and is superior to GraphSNN in its design.

4.1 Design of Substructure Descriptor Function

Let $\mathcal{U} = \{S_{v \cup u} | (v, u) \in E\}$ be the set of union subgraphs in G . In order to fuse the information of union subgraphs in message passing, we need to define a function $f(\cdot)$ to describe the structural information of each $S_{v \cup u} \in \mathcal{U}$. Ideally, given two union subgraphs centered at node v , $S_{v \cup u} = (V_{v \cup u}, E_{v \cup u})$ and $S_{v \cup u'} = (V_{v \cup u'}, E_{v \cup u'})$, we want $f(S_{v \cup u}) = f(S_{v \cup u'})$ iff $S_{v \cup u}$ and $S_{v \cup u'}$ are isomorphic. We abstract the following properties of a good substructure descriptor function $f(\cdot)$:

- **Size Awareness.** $f(S_{v \cup u}) \neq f(S_{v \cup u'})$ if $|V_{v \cup u}| \neq |V_{v \cup u'}|$ or $|E_{v \cup u}| \neq |E_{v \cup u'}|$;
- **Connectivity Awareness.** $f(S_{v \cup u}) \neq f(S_{v \cup u'})$ if $|V_{v \cup u}| = |V_{v \cup u'}|$ and $|E_{v \cup u}| = |E_{v \cup u'}|$ but $S_{v \cup u}$ and $S_{v \cup u'}$ are not isomorphic;
- **Isomorphic Invariance.** $f(S_{v \cup u}) = f(S_{v \cup u'})$ if $S_{v \cup u}$ and $S_{v \cup u'}$ are isomorphic.

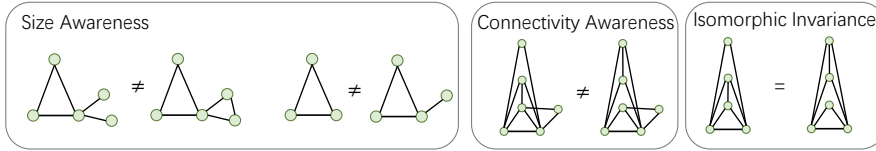


Figure 2: Three properties that a good substructure descriptor function $f(\cdot)$ should exhibit.

Figure 2 illustrates the properties. Herein, we design $f(\cdot)$ as a function that transforms $S_{v \cup u}$ to a path matrix $\mathbf{P}^{vu} \in \mathbb{R}^{|V_{v \cup u}| \times |V_{v \cup u}|}$ such that each entry:

$$\mathbf{P}_{ij}^{vu} = \text{PathLen}(i, j, S_{v \cup u}), i, j \in V_{v \cup u}, \quad (2)$$

where $\text{PathLen}(\cdot)$ denotes the length of the shortest path between i and j in $S_{v \cup u}$. We choose the path matrix over the adjacency matrix or the Laplacian matrix as it explicitly encodes high-order connectivities between the neighbors. In addition, with a fixed order of nodes, we can get a unique \mathbf{P}^{vu} for a given $S_{v \cup u}$, and vice versa. We formulate it in Theorem 2.

Theorem 2. *With a fixed order of nodes in the path matrix, we can obtain a unique path matrix \mathbf{P}^{vu} for a given union subgraph $S_{v \cup u}$, and vice versa.*

It is obvious that our proposed $f(\cdot)$ satisfies the above-mentioned three properties, with a node permutation applied in the isomorphic case.

Discussion on other substructure descriptor functions. In the literature, some other functions have also been proposed to describe graph substructures. (1) Edge Betweenness [5] is defined by the number of shortest paths between any pair of nodes in a (sub)graph G that pass through an edge. When applying the edge betweenness to (v, u) in $S_{v \cup u}$, the metric would remain the same on two different union subgraphs, one with an edge in $E_{v \cup u}^{vu}$ and one without. This shows that edge betweenness does not satisfy Size Awareness; (2) Wijesinghe and Wang [55] puts forward a substructure descriptor as a function of the number of nodes and edges. This descriptor fails to distinguish non-isomorphic subgraphs with the same size, and thus does not satisfy Connectivity Awareness; (3) Discrete Graph Curvature, e.g., Olliveier Ricci curvature [28, 37], has been introduced to MPNNs in recent years [58]. Ricci curvature first computes for each node a probability vector of length $|V|$ that characterizes a uniform propagation distribution in the neighborhood. It then defines the curvature of two adjacent nodes as the Wasserstein distance of their corresponding probability vectors. Similar to edge betweenness, curvature doesn't take into account the edges in $E_{v \cup u}^{vu}$ in its

computation and thus does not satisfy Size Awareness either. We detail the definitions of these substructure descriptor functions in Appendix D.

4.2 Network Design

For the path matrix of an edge (v, u) to be used in message passing, we need to further encode it as a scalar. We choose to perform Singular Value Decomposition (SVD) [18] on the path matrix and extract the singular values:

$$P = U\Sigma V^*. \quad (3)$$

The sum of the singular values of P^{vu} , denoted as $a^{vu} = \text{sum}(\Sigma^{vu})$, is used as the local structural coefficient of the edge $(v, u) \in E$. Note that since the local structure never changes in message passing, we can compute the structural coefficients in preprocessing before the training starts. A nice property of this structural coefficient is that, it is **permutation invariant** thanks to the use of SVD and the sum operator. With an arbitrary order of nodes, the computed a^{vu} remains the same, which removes the condition required by Theorem 2.

UnionSNN. We now present our model, namely Union Subgraph Neural Network (UnionSNN), which utilizes union-subgraph-based structural coefficients to incorporate local substructures in message passing. For each vertex $v \in V$, the node representation at the l -th layer is generated by:

$$\mathbf{h}_v^{(l)} = \text{MLP}_1^{(l-1)}((1 + \epsilon^{(l-1)})\mathbf{h}_v^{(l-1)} + \sum_{u \in \mathcal{N}(v)} \text{Trans}^{(l-1)}(\tilde{a}^{vu})\mathbf{h}_u^{(l-1)}), \quad (4)$$

where $\epsilon^{(l-1)}$ is a learnable scalar parameter and $\tilde{a}^{vu} = \frac{a^{vu}}{\sum_{u \in \mathcal{N}(v)} a^{vu}}$. $\text{MLP}_1(\cdot)$ denotes a multilayer perceptron (MLP) with a non-linear function ReLU. To transform the weight \tilde{a}^{vu} to align with the multi-channel representation $\mathbf{h}_u^{(l-1)}$, we follow [58] and apply a transformation function $\text{Trans}(\cdot)$ for better expressiveness and easier training:

$$\text{Trans}(a) = \text{softmax}(\text{MLP}_2(a)), \quad (5)$$

where MLP_2 denotes an MLP with ReLU and a channel-wise softmax function $\text{softmax}(\cdot)$ normalizes the outputs of MLP separately on each channel. For better understanding, we provide the pseudo-code of UnionSNN in Appendix E.

As a Plugin to Empower Other GNNs. In addition to a standalone UnionSNN network, our union-subgraph-based structural coefficients could also be incorporated into other GNNs in a flexible and yet effective manner. For arbitrary MPNNs as in Eq. (1), we can plugin our structural coefficients via an element-wise multiplication:

$$\mathbf{h}_v^{(l)} = \text{AGG}^{(l-1)}(\mathbf{h}_v^{(l-1)}, \text{MSG}^{(l-1)}(\{\text{Trans}^{(l-1)}(\tilde{a}^{vu})\mathbf{h}_u^{(l-1)}, u \in \mathcal{N}(v)\})). \quad (6)$$

For transformer-based models, inspired by the spatial encoding in Graphormer [59], we can inject our structural coefficients into the attention matrix as a bias term:

$$A_{vu} = \frac{(h_v W_Q)(h_u W_K)^T}{\sqrt{d}} + \text{Trans}(\tilde{a}^{vu}), \quad (7)$$

where the definition of $\text{Trans}(\cdot)$ is the same as Eq. (5) and shared across all layers, $h_v, h_u \in \mathbb{R}^{1 \times d}$ are the node representations of v and u , $W_Q, W_K \in \mathbb{R}^{d \times d}$ are the parameter matrices, and d is the hidden dimension of h_v and h_u . The detailed interpretation is presented in Appendix F.

4.3 Expressive Power of UnionSNN

We formalize the following theorem to show that UnionSNN is more powerful than 1-WL test in terms of expressive power.

Theorem 3. *UnionSNN is more expressive than 1-WL in testing non-isomorphic graphs.*

The stronger expressiveness of UnionSNN over 1-WL is credited to its use of union subgraphs, with an effective encoding of local neighborhood connectivities via the shortest-path-based design of structural coefficients. We further provide a special case to show some graphs can be distinguished by UnionSNN but not by 3-WL or GraphSNN in Appendix G.

Design Comparisons with GraphSNN Our UnionSNN is similar to GraphSNN in the sense that both improve the expressiveness of MPNNs (and 1-WL) by injecting the information of local substructures. However, UnionSNN is superior to GraphSNN in the following aspects. (1) Union subgraphs in UnionSNN are stronger than overlap subgraphs in GraphSNN, as ensured by Theorem 1. (2) The shortest-path-based substructure descriptor designed in UnionSNN is more powerful than that in GraphSNN: the latter fails to possess the property of Connectivity Awareness (as elaborated in Section 4.1). An example of two non-isomorphic subgraphs $S_{v \cap u}$ and $S_{v' \cap u'}$ is shown in Figure 3. They have the same structural coefficients in GraphSNN. (3) The aggregation function in UnionSNN works on adjacent nodes in the input graph, while that in GraphSNN utilizes the structural coefficients on all pairs of nodes (regardless of their adjacency). Consequently, GraphSNN requires to pad the adjacency matrix and feature matrix of each graph to the maximum graph size, which significantly increases the computational complexity. The advantages of UnionSNN over GraphSNN are also evidenced by experimental results in Section 5.4.

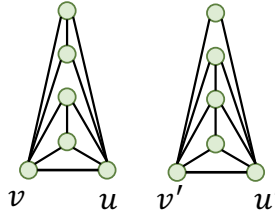


Figure 3: Example of two non-isomorphic subgraphs with the same structural coefficient in GraphSNN

5 Experimental Study

In this section, we evaluate the effectiveness of our proposed model under various settings and aim to answer the following research questions: **RQ1**. Can UnionSNN outperform existing MPNNs and transformer-based models? **RQ2**. Can other GNNs benefit from our structural coefficient? **RQ3**. How do different components affect the performance of UnionSNN? **RQ4**. Is our runtime competitive with other substructure descriptors? We conduct experiments on three tasks: graph classification, graph regression and node classification. When we use UnionSNN to plugin other models we use the prefix term “Union-”, such as UnionGCN.

Table 1: Graph classification results (average accuracy \pm standard deviation) over 10-fold-CV. The first and second best results on each dataset are highlighted in **bold** and underlined. The winner between a base model with and without our structural coefficient injected is highlighted in **gray background**. UnionGGCN is short for UnionGatedGCN and UnionSAGE is short for UnionGraphSAGE.

	MUTAG	PROTEINS	ENZYMES	DD	FRANK	Tox21	NCII	NCII09
GAT	77.56 \pm 10.49	74.34 \pm 2.09	67.67 \pm 3.74	74.25 \pm 3.76	62.85 \pm 1.90	90.35 \pm 0.71	78.07 \pm 1.94	74.34 \pm 2.18
3WL-GNN	84.06 \pm 6.62	60.18 \pm 6.35	54.17 \pm 6.25	74.84 \pm 2.63	58.68 \pm 1.93	90.31 \pm 1.33	78.39 \pm 1.54	77.97 \pm 2.22
UGformer	75.66 \pm 8.67	70.17 \pm 5.42	64.57 \pm 4.53	75.51 \pm 3.52	56.13 \pm 2.51	88.06 \pm 0.50	68.84 \pm 1.54	66.37 \pm 2.74
MEWISPool	84.73 \pm 4.73	68.10 \pm 3.97	53.66 \pm 6.07	76.03 \pm 2.59	64.63 \pm 2.83	88.13 \pm 0.05	74.21 \pm 3.26	75.30 \pm 1.45
CurvGN	87.25 \pm 6.28	75.73 \pm 2.87	56.50 \pm 7.13	72.16 \pm 1.88	61.89 \pm 2.41	90.87 \pm 0.38	79.32 \pm 1.65	77.30 \pm 1.78
NestedGIN	86.23 \pm 8.82	68.55 \pm 3.22	54.67 \pm 9.99	70.04 \pm 4.32	67.07 \pm 1.46	91.42 \pm 1.18	82.04 \pm 2.23	79.94 \pm 1.59
GatedGCN-LSPE	88.33 \pm 3.88	73.94 \pm 2.72	64.50 \pm 5.92	76.74 \pm 2.04	67.74 \pm 2.65	91.71 \pm 0.71	80.75 \pm 1.67	80.13 \pm 2.33
GraphSNN	84.04 \pm 4.09	71.78 \pm 4.11	67.67 \pm 3.74	76.03 \pm 2.59	67.17 \pm 2.25	92.24 \pm 0.59	70.87 \pm 2.78	70.11 \pm 1.86
GCN	77.13 \pm 5.24	73.89 \pm 2.85	64.33 \pm 5.83	72.16 \pm 2.83	58.80 \pm 1.06	90.10 \pm 0.77	79.73 \pm 0.95	75.91 \pm 1.53
UnionGCN (ours)	81.87 \pm 3.81	75.02 \pm 2.50	64.67 \pm 7.14	69.69 \pm 4.18	61.72 \pm 1.76	91.63 \pm 0.72	80.41 \pm 1.94	79.50 \pm 1.82
GatedGCN	77.11 \pm 10.05	<u>76.18</u> \pm 3.12	66.83 \pm 5.08	72.58 \pm 3.04	61.40 \pm 1.92	90.83 \pm 0.96	80.32 \pm 2.07	78.19 \pm 2.39
UnionGGCN(ours)	77.14 \pm 8.14	76.91 \pm 3.06	<u>67.83</u> \pm 6.87	72.50 \pm 2.22	61.47 \pm 2.54	91.31 \pm 0.89	80.95 \pm 2.11	78.21 \pm 2.58
GraphSAGE	80.38 \pm 10.98	74.87 \pm 3.38	52.50 \pm 5.69	73.10 \pm 4.34	52.95 \pm 4.01	88.36 \pm 0.15	63.94 \pm 2.52	65.46 \pm 1.12
UnionSAGE(ours)	83.04 \pm 8.70	74.57 \pm 2.35	58.32 \pm 2.64	73.85 \pm 4.46	56.75 \pm 3.85	88.59 \pm 0.12	69.36 \pm 1.64	69.87 \pm 1.04
GIN	86.23 \pm 8.17	72.86 \pm 4.14	65.83 \pm 5.93	70.29 \pm 2.96	66.50 \pm 2.37	91.74 \pm 0.95	82.29 \pm 1.77	80.95 \pm 1.87
UnionGIN (ours)	88.86 \pm 4.33	73.22 \pm 3.90	<u>67.83</u> \pm 6.10	70.47 \pm 4.98	68.02 \pm 1.47	91.74 \pm 0.74	<u>82.29</u> \pm 1.98	82.24 \pm 1.24
UnionSNN (ours)	87.31 \pm 5.29	75.02 \pm 2.50	68.17 \pm 5.70	77.00 \pm 2.37	<u>67.83</u> \pm 1.99	91.76 \pm 0.85	82.34 \pm 1.93	<u>81.61</u> \pm 1.78

Datasets. For graph classification, we use 10 benchmark datasets. Eight of them were selected from the TUDataset [22], including MUTAG, PROTEINS, ENZYMES, DD, FRANKENSTEIN (denoted

as FRANK in our tables), Tox21, NCI1 and NCI109. The other two datasets OGBG-MOLHIV and OGBG-MOLBBBP were selected from Open Graph Benchmark [19]. For graph regression, we conduct experiments on ZINC10k and ZINC-full datasets [12]. For node classification, we test on five datasets, including citation networks (Cora, Citeseer, and PubMed [42]) and Amazon co-purchase networks (Computer and Photo [32]). These datasets cover various graph sizes and densities. The statistics of datasets are summarized in Appendix H.

Baseline Models. We select various GNN models as baselines, including (1) classical MPNNs such as GCN [24], GIN [57], GraphSAGE [16], GAT [49], GatedGCN [6]; (2) WL-based GNNs such as 3WL-GNN [30]; (3) transformer-based methods such as UGformer [35], Graphormer [59] and GPS [41]; (4) state-of-the-art graph pooling methods such as MEWISPool [36]; (5) methods that introduce structural information by shortest paths or curvature, such as GeniePath [29], CurvGN [58], and NestedGIN [64]; (6) GNNs with positional encoding, such as GatedGCN-LSPE [13]; (7) GraphSNN [55]. Model implementation details are provided in Appendix I.

5.1 Performance on Different Graph Tasks

Graph-Level Tasks. For graph classification, we report the results on 8 TUDatasets in Table 1 and the results on 2 OGB datasets in Appendix J. Our UnionSNN outperforms all baselines in 7 out of 10 datasets (by comparing UnionSNN with all baselines without “ours”). We further apply our structural coefficient as a plugin component to four MPNNs: GCN, GatedGCN, GraphSAGE and GIN. The results show that our structural coefficient is able to boost the performance of the base model in almost all cases, with an improvement of up to 11.09%. For graph regression, we report the mean absolute error (MAE) on ZINC10k and ZINC-full. As shown in Table 2, the performance of MPNNs with our structural coefficient (UnionGCN, UnionGIN and UnionSAGE) dramatically beat their counterparts. Additionally, when injecting our structural coefficient into Transformer-based models, Unionormer and UnionGPS make further improvements over Graphormer and GPS.

Node-Level Tasks. We report the results of node classification in Table 3. UnionSNN outperforms all baselines on all 5 datasets. Again, injecting our structural coefficient to GCN, GIN, and GraphSNN achieves performance improvement over base models in almost all cases.

Table 2: Graph regression results (average test MAE \pm standard deviation) on ZINC10k and ZINC-full datasets. The best result is highlighted in **bold**. The winner between a base model with and without our structural coefficient injected is highlighted in gray background .

	ZINC10k	ZINC-full
GCN	0.3800 \pm 0.0171	0.1152 \pm 0.0010
UnionGCN (ours)	0.2811 \pm 0.0050	0.0877 \pm 0.0003
GIN	0.5090 \pm 0.0365	0.1552 \pm 0.0079
UnionGIN (ours)	0.4625 \pm 0.0222	0.1334 \pm 0.0013
GraphSAGE	0.3953 \pm 0.0290	0.1205 \pm 0.0034
UnionSAGE (ours)	0.3768 \pm 0.0041	0.1146 \pm 0.0017
Graphormer	0.1269 \pm 0.0083	0.0309 \pm 0.0031
Unionormer (ours)	0.1241 \pm 0.0056	0.0252 \pm 0.0026
GPS	0.0740 \pm 0.0022	0.0262 \pm 0.0025
UnionGPS (ours)	0.0681 \pm 0.0013	0.0236 \pm 0.0017

Table 3: Node classification results (average accuracy \pm standard deviation) over 10 runs. The first and second best results on each dataset are highlighted in **bold** and underlined. The winner between a base model with and without our structural coefficient injected is highlighted in gray background .

	Cora	Citeseer	PubMed	Computer	Photo
GraphSAGE	70.60 \pm 0.64	55.02 \pm 3.40	70.36 \pm 4.29	80.30 \pm 1.30	89.16 \pm 1.03
GAT	74.82 \pm 1.95	63.82 \pm 2.81	74.02 \pm 1.11	85.94 \pm 2.35	91.86 \pm 0.47
GeniePath	72.16 \pm 2.69	57.40 \pm 2.16	70.96 \pm 2.06	82.68 \pm 0.45	89.98 \pm 1.14
CurvGN	74.06 \pm 1.54	62.08 \pm 0.85	74.54 \pm 1.61	86.30 \pm 0.70	92.50 \pm 0.50
GCN	72.56 \pm 4.41	58.30 \pm 6.32	74.44 \pm 0.71	84.58 \pm 3.02	91.71 \pm 0.55
UnionGCN (ours)	74.48 \pm 0.42	59.02 \pm 3.64	74.82 \pm 1.10	88.84 \pm 0.27	92.33 \pm 0.53
GIN	75.86 \pm 1.09	63.10 \pm 2.24	76.62 \pm 0.64	86.26 \pm 0.56	92.11 \pm 0.32
UnionGIN (ours)	<u>75.90</u> \pm 0.80	<u>63.66</u> \pm 1.75	<u>76.78</u> \pm 1.02	<u>86.81</u> \pm 2.12	<u>92.28</u> \pm 0.19
GraphSNN	75.44 \pm 0.73	64.68 \pm 2.72	76.76 \pm 0.54	84.11 \pm 0.57	90.82 \pm 0.30
UnionGraphSNN (ours)	75.58 \pm 0.49	65.22 \pm 1.12	76.92 \pm 0.56	84.58 \pm 0.46	90.60 \pm 0.58
UnionSNN (ours)	76.86 \pm 1.58	65.02 \pm 1.02	77.06 \pm 1.07	87.76 \pm 0.36	92.92 \pm 0.38

5.2 Ablation Study

In this subsection, we validate empirically the design choices made in different components of our model: (1) the local substructure; (2) the substructure descriptor; (3) the encoding method from a path matrix to a scalar. All experiments were conducted on 6 graph classification datasets.

Local Substructure. We test three types of local substructures defined in Section 3.2: overlap subgraphs, union minus subgraphs and union subgraphs. They are denoted as “overlap”, “minus”, and “union” respectively in Table 4. The best results are consistently achieved by using union subgraphs.

Table 4: Ablation study on local substructure. The best result is highlighted in **bold**.

	MUTAG	PROTEINS	ENZYMES	DD	NCII	NCII09
overlap	85.70 ± 7.40	71.33 ± 5.35	65.00 ± 5.63	73.43 ± 4.07	73.58 ± 1.73	72.96 ± 2.01
minus	87.31 ± 5.29	68.70 ± 3.61	65.33 ± 4.58	74.79 ± 4.63	80.66 ± 1.90	78.70 ± 2.48
union	87.31 ± 5.29	75.02 ± 2.50	68.17 ± 5.70	77.00 ± 2.37	82.34 ± 1.93	81.61 ± 1.78

Substructure Descriptor. We compare our substructure descriptor with four existing ones discussed in Section 4.1. We replace the substructure descriptor in UnionSNN with edge betweenness, node/edge counting, Ricci curvature, and Laplacian matrix (other components unchanged), and obtain four variants, namely BetSNN, CountSNN, CurvSNN, and LapSNN. Table 5 shows our UnionSNN is a clear winner: it achieves the best result on 5 out of 6 datasets. This experiment demonstrates that our path matrix better captures structural information.

Table 5: Ablation study on substructure descriptor. The best result is highlighted in **bold**.

	MUTAG	PROTEINS	ENZYMES	DD	NCII	NCII09
BetSNN	80.94 ± 6.60	69.44 ± 6.15	65.00 ± 5.63	70.20 ± 5.15	74.91 ± 2.48	73.70 ± 1.87
CountSNN	84.65 ± 6.76	70.79 ± 5.07	66.50 ± 6.77	74.36 ± 7.21	81.74 ± 2.35	79.80 ± 1.67
CurvSNN	85.15 ± 7.35	72.77 ± 4.42	67.17 ± 6.54	75.88 ± 3.24	81.34 ± 2.27	80.64 ± 1.85
LapSNN	89.39 ± 5.24	68.32 ± 3.49	66.17 ± 4.15	76.31 ± 2.85	81.39 ± 2.08	81.34 ± 2.93
UnionSNN	87.31 ± 5.29	75.02 ± 2.50	68.17 ± 5.70	77.00 ± 2.37	82.34 ± 1.93	81.61 ± 1.78

Path Matrix Encoding Method. We test three methods that transform a path matrix to a scalar: (1) sum of all elements in the path matrix (matrix sum); (2) maximum eigenvalue of the path matrix (eigen max); (3) sum of all singular values of the matrix (svd sum) used by UnionSNN in Section 4.2. Table 6 shows that the encoding method “svd sum” performs the best on 5 out of 6 datasets.

Table 6: Ablation study on path matrix encoding method. The best result is highlighted in **bold**.

	MUTAG	PROTEINS	ENZYMES	DD	NCII	NCII09
matrix sum	88.89 ± 7.19	71.32 ± 5.48	65.17 ± 6.43	70.71 ± 4.07	80.37 ± 2.73	79.84 ± 1.89
eigen max	86.73 ± 5.84	71.78 ± 3.24	67.67 ± 6.88	74.29 ± 3.26	81.37 ± 2.08	79.23 ± 2.01
svd sum	87.31 ± 5.29	75.02 ± 2.50	68.17 ± 5.70	77.00 ± 2.37	82.34 ± 1.93	81.61 ± 1.78

5.3 Case Study

In this subsection, we investigate how the proposed structural coefficient a^{vu} reflects local connectivities. We work on an example union subgraph $S_{v \cup u}$ in Figure 4 and modify its nodes/edges to study how the coefficient a^{vu} varies with the local structural change. We have the following observations: (1) with the set of nodes unchanged, deleting an edge increases a^{vu} ; (2) deleting a node (and its incident edges) decreases a^{vu} ; (3) the four types of edges in the closed neighborhood (Section 3.2) have different effects to a^{vu} : $E_1^{vu} < E_2^{vu} < E_3^{vu} < E_4^{vu}$ (by comparing -ab, -ad, -de, and +df). These observations indicate that a smaller coefficient will be assigned

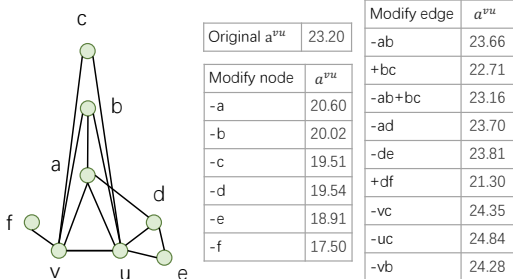


Figure 4: Structural coefficient analysis.

to an edge with a denser local substructure. This matches our expectation that the coefficient should be small for an edge in a highly connected neighborhood. The rationale is, such edges are less important in message passing as the information between their two incident nodes can flow through more paths. By using the coefficients that well capture local connectivities, the messages from different neighbors could be properly adjusted when passing to the center node. This also explains the effectiveness of UnionSNN in performance experiments. A quantitative analysis of cycle detection is provided in Appendix J.2 to show the ability of our proposed structural coefficients to capture local substructure information.

5.4 Efficiency Analysis

In this subsection, we conduct experiments on PROTEINS, DD and FRANKENSTEIN datasets, which cover various number of graphs and graph sizes.

Preprocessing computational cost. UnionSNN computes structural coefficients in preprocessing. We compare its preprocessing time with the time needed in baseline models for pre-computing their substructure descriptors, including edge betweenness (Betweenness) in BetSNN, node/edge counting (Count_ne) in GraphSNN, Ricci curvature (Curvature) in CurvGN, and counting cycles (Count_cycle) in [3]. As shown in Table 7, the preprocessing time of UnionSNN is comparable to that of other models. This demonstrates that our proposed structural coefficient is able to improve classification performance without significantly sacrificing efficiency. Theoretical time complexity analysis of the structure descriptors is provided in Appendix K.

Runtime computational cost. We conduct an experiment to compare the total runtime cost of UnionSNN with those in other MPNNs. The results are reported in Table 8. Although UnionSNN runs slightly slower than GCN and GIN, it runs over 4.56 times faster than WL-based MPNN (3WL-GNN) and is comparable to MPNN with positional encoding (GatedGCN-LSPE). Compared with GraphSNN, UnionSNN runs significantly faster: the efficiency improvement approaches an order of magnitude on datasets with large graphs, e.g., DD. This is because UnionSNN does not need to pad the adjacency matrix and the feature matrix of each graph to the maximum graph size in the dataset, as what GraphSNN does.

Table 7: Time cost (seconds) for computing structural coefficients in preprocessing. We are not reporting the time of counting cycles on DD since it took more than 100 hours.

	PROTEINS	DD	FRANK
Betweenness	51	749	47
Count_ne	44	669	41
Curvature	304	1295	1442
Count_cycle	2286	-	86385
Ours	73	1226	59

Table 8: Time cost (hours) for a single run with 10-fold-CV, including training, validation, test (excluding preprocessing).

	PROTEINS	DD	FRANK
GCN	0.67	1.51	1.65
GIN	0.53	1.81	2.01
3WL-GNN	6.06	75.25	19.31
GGCN-LSPE	1.33	3.65	2.55
GraphSNN	4.05	30.45	5.76
UnionSNN	1.31	3.61	2.46

6 Conclusions

We present UnionSNN, a model that outperforms 1-WL in distinguishing non-isomorphic graphs. UnionSNN utilizes an effective shortest-path-based substructure descriptor applied to union subgraphs, making it more powerful than previous models. Our experiments demonstrate that UnionSNN surpasses state-of-the-art baselines in both graph-level and node-level classification tasks while maintaining its computational efficiency. The use of union subgraphs enhances the model’s ability to capture neighbor connectivities and facilitate message passing. Additionally, when applied to existing MPNNs and Transformer-based models, UnionSNN improves their performance by up to 11.09%.

References

- [1] Ralph Abboud, Radoslav Dimitrov, and İsmail İlkan Ceylan. Shortest path networks for graph property prediction. *arXiv preprint arXiv:2206.01003*, 2022.
- [2] David Ahmedt-Aristizabal, Mohammad Ali Armin, Simon Denman, Clinton Fookes, and Lars Petersson. Graph-based deep learning for medical diagnosis and analysis: past, present and future. *Sensors*, 21(14):4758, 2021.

- [3] Cristian Bodnar, Fabrizio Frasca, Yuguang Wang, Nina Otter, Guido F Montufar, Pietro Lio, and Michael Bronstein. Weisfeiler and lehman go topological: Message passing simplicial networks. In *International Conference on Machine Learning*, pages 1026–1037. PMLR, 2021.
- [4] Giorgos Bouritsas, Fabrizio Frasca, Stefanos P Zafeiriou, and Michael Bronstein. Improving graph neural network expressivity via subgraph isomorphism counting. *IEEE Transactions on Pattern Analysis and Machine Intelligence*, 2022.
- [5] Ulrik Brandes. A faster algorithm for betweenness centrality. *Journal of mathematical sociology*, 25(2):163–177, 2001.
- [6] Xavier Bresson and Thomas Laurent. Residual gated graph convnets. *arXiv preprint arXiv:1711.07553*, 2017.
- [7] Alan Bundy and Lincoln Wallen. Breadth-first search. *Catalogue of artificial intelligence tools*, pages 13–13, 1984.
- [8] Hanjun Dai, Bo Dai, and Le Song. Discriminative embeddings of latent variable models for structured data. In *International conference on machine learning*, pages 2702–2711. PMLR, 2016.
- [9] Austin Derrow-Pinion, Jennifer She, David Wong, Oliver Lange, Todd Hester, Luis Perez, Marc Nunkesser, Seongjae Lee, Xueying Guo, Brett Wiltshire, et al. Eta prediction with graph neural networks in google maps. In *Proceedings of the 30th ACM International Conference on Information & Knowledge Management*, pages 3767–3776, 2021.
- [10] David K Duvenaud, Dougal Maclaurin, Jorge Iparraguirre, Rafael Bombarell, Timothy Hirzel, Alán Aspuru-Guzik, and Ryan P Adams. Convolutional networks on graphs for learning molecular fingerprints. *Advances in neural information processing systems*, 28, 2015.
- [11] Vijay Prakash Dwivedi and Xavier Bresson. A generalization of transformer networks to graphs. *arXiv preprint arXiv:2012.09699*, 2020.
- [12] Vijay Prakash Dwivedi, Chaitanya K Joshi, Anh Tuan Luu, Thomas Laurent, Yoshua Bengio, and Xavier Bresson. Benchmarking graph neural networks. *arXiv preprint arXiv:2003.00982*, 2020.
- [13] Vijay Prakash Dwivedi, Anh Tuan Luu, Thomas Laurent, Yoshua Bengio, and Xavier Bresson. Graph neural networks with learnable structural and positional representations. *arXiv preprint arXiv:2110.07875*, 2021.
- [14] Wenqi Fan, Yao Ma, Qing Li, Yuan He, Eric Zhao, Jiliang Tang, and Dawei Yin. Graph neural networks for social recommendation. In *The world wide web conference*, pages 417–426, 2019.
- [15] Matthias Fey and Jan Eric Lenssen. Fast graph representation learning with pytorch geometric. *arXiv preprint arXiv:1903.02428*, 2019.
- [16] Will Hamilton, Zhitao Ying, and Jure Leskovec. Inductive representation learning on large graphs. *Advances in neural information processing systems*, 30, 2017.
- [17] Max Horn, Edward De Brouwer, Michael Moor, Yves Moreau, Bastian Rieck, and Karsten Borgwardt. Topological graph neural networks. *arXiv preprint arXiv:2102.07835*, 2021.
- [18] Roger A Horn and Charles R Johnson. *Matrix analysis*. Cambridge university press, 2012.
- [19] Weihua Hu, Matthias Fey, Marinka Zitnik, Yuxiao Dong, Hongyu Ren, Bowen Liu, Michele Catasta, and Jure Leskovec. Open graph benchmark: Datasets for machine learning on graphs. *Advances in neural information processing systems*, 33:22118–22133, 2020.
- [20] Weihua Hu, Bowen Liu, Joseph Gomes, Marinka Zitnik, Percy Liang, Vijay Pande, and Jure Leskovec. Strategies for pre-training graph neural networks. *arXiv preprint arXiv:1905.12265*, 2019.
- [21] Yinan Huang, Xingang Peng, Jianzhu Ma, and Muhan Zhang. Boosting the cycle counting power of graph neural networks with i^2 -gnns. *arXiv preprint arXiv:2210.13978*, 2022.

- [22] Kristian Kersting, Nils M. Kriege, Christopher Morris, Petra Mutzel, and Marion Neumann. Benchmark data sets for graph kernels, 2016.
- [23] Diederik P Kingma and Jimmy Ba. Adam: A method for stochastic optimization. *arXiv preprint arXiv:1412.6980*, 2014.
- [24] Thomas N Kipf and Max Welling. Semi-supervised classification with graph convolutional networks. *arXiv preprint arXiv:1609.02907*, 2016.
- [25] Devin Kreuzer, Dominique Beaini, Will Hamilton, Vincent Létourneau, and Prudencio Tossou. Rethinking graph transformers with spectral attention. *Advances in Neural Information Processing Systems*, 34:21618–21629, 2021.
- [26] Pan Li, Yanbang Wang, Hongwei Wang, and Jure Leskovec. Distance encoding: Design provably more powerful neural networks for graph representation learning. *Advances in Neural Information Processing Systems*, 33:4465–4478, 2020.
- [27] Derek Lim, Joshua Robinson, Lingxiao Zhao, Tess Smidt, Suvrit Sra, Haggai Maron, and Stefanie Jegelka. Sign and basis invariant networks for spectral graph representation learning. *arXiv preprint arXiv:2202.13013*, 2022.
- [28] Yong Lin, Linyuan Lu, and Shing-Tung Yau. Ricci curvature of graphs. *Tohoku Mathematical Journal, Second Series*, 63(4):605–627, 2011.
- [29] Ziqi Liu, Chaochao Chen, Longfei Li, Jun Zhou, Xiaolong Li, Le Song, and Yuan Qi. Geniepath: Graph neural networks with adaptive receptive paths. In *Proceedings of the AAAI Conference on Artificial Intelligence*, volume 33, pages 4424–4431, 2019.
- [30] Haggai Maron, Heli Ben-Hamu, Hadar Serviansky, and Yaron Lipman. Provably powerful graph networks. *Advances in neural information processing systems*, 32, 2019.
- [31] Dominic Masters, Josef Dean, Kerstin Klaser, Zhiyi Li, Sam Maddrell-Mander, Adam Sanders, Hatem Helal, Deniz Beker, Ladislav Rampásek, and Dominique Beaini. Gps++: An optimised hybrid mpnn/transformer for molecular property prediction. *arXiv preprint arXiv:2212.02229*, 2022.
- [32] Julian McAuley, Christopher Targett, Qinfeng Shi, and Anton Van Den Hengel. Image-based recommendations on styles and substitutes. In *Proceedings of the 38th international ACM SIGIR conference on research and development in information retrieval*, pages 43–52, 2015.
- [33] Grégoire Mialon, Dexiong Chen, Margot Selsosse, and Julien Mairal. Graphit: Encoding graph structure in transformers. *arXiv preprint arXiv:2106.05667*, 2021.
- [34] Christopher Morris, Martin Ritzert, Matthias Fey, William L Hamilton, Jan Eric Lenssen, Gaurav Rattan, and Martin Grohe. Weisfeiler and leman go neural: Higher-order graph neural networks. In *Proceedings of the AAAI conference on artificial intelligence*, volume 33, pages 4602–4609, 2019.
- [35] Dai Quoc Nguyen, Tu Dinh Nguyen, and Dinh Phung. Universal graph transformer self-attention networks. *arXiv preprint arXiv:1909.11855*, 2019.
- [36] Amirhossein Nouranizadeh, Mohammadjavad Matinkia, Mohammad Rahmati, and Reza Safabakhsh. Maximum entropy weighted independent set pooling for graph neural networks. *arXiv preprint arXiv:2107.01410*, 2021.
- [37] Yann Ollivier. Ricci curvature of markov chains on metric spaces. *Journal of Functional Analysis*, 256(3):810–864, 2009.
- [38] Pál András Papp and Roger Wattenhofer. A theoretical comparison of graph neural network extensions. *arXiv preprint arXiv:2201.12884*, 2022.
- [39] Adam Paszke, Sam Gross, Soumith Chintala, Gregory Chanan, Edward Yang, Zachary DeVito, Zeming Lin, Alban Desmaison, Luca Antiga, and Adam Lerer. Automatic differentiation in pytorch. 2017.

- [40] Hao Peng, Hongfei Wang, Bowen Du, Md Zakirul Alam Bhuiyan, Hongyuan Ma, Jianwei Liu, Lihong Wang, Zeyu Yang, Linfeng Du, Senzhang Wang, et al. Spatial temporal incidence dynamic graph neural networks for traffic flow forecasting. *Information Sciences*, 521:277–290, 2020.
- [41] Ladislav Rampásek, Mikhail Galkin, Vijay Prakash Dwivedi, Anh Tuan Luu, Guy Wolf, and Dominique Beaini. Recipe for a general, powerful, scalable graph transformer. *arXiv preprint arXiv:2205.12454*, 2022.
- [42] Prithviraj Sen, Galileo Namata, Mustafa Bilgic, Lise Getoor, Brian Galligher, and Tina Eliassi-Rad. Collective classification in network data. *AI magazine*, 29(3):93–93, 2008.
- [43] Yunsheng Shi, Zhengjie Huang, Shikun Feng, Hui Zhong, Wenjin Wang, and Yu Sun. Masked label prediction: Unified message passing model for semi-supervised classification. *arXiv preprint arXiv:2009.03509*, 2020.
- [44] William Shiao, Zhichun Guo, Tong Zhao, Evangelos E Papalexakis, Yozen Liu, and Neil Shah. Link prediction with non-contrastive learning. *arXiv preprint arXiv:2211.14394*, 2022.
- [45] Susheel Suresh, Mayank Shrivastava, Arko Mukherjee, Jennifer Neville, and Pan Li. Expressive and efficient representation learning for ranking links in temporal graphs. In *Proceedings of the ACM Web Conference 2023*, pages 567–577, 2023.
- [46] Hao Tang, Zhiao Huang, Jiayuan Gu, Bao-Liang Lu, and Hao Su. Towards scale-invariant graph-related problem solving by iterative homogeneous gnns. *Advances in Neural Information Processing Systems*, 33:15811–15822, 2020.
- [47] Erik Thiede, Wenda Zhou, and Risi Kondor. Autobahn: Automorphism-based graph neural nets. *Advances in Neural Information Processing Systems*, 34:29922–29934, 2021.
- [48] Jake Topping, Francesco Di Giovanni, Benjamin Paul Chamberlain, Xiaowen Dong, and Michael M Bronstein. Understanding over-squashing and bottlenecks on graphs via curvature. *arXiv preprint arXiv:2111.14522*, 2021.
- [49] Petar Veličković, Guillem Cucurull, Arantxa Casanova, Adriana Romero, Pietro Lio, and Yoshua Bengio. Graph attention networks. *arXiv preprint arXiv:1710.10903*, 2017.
- [50] Clement Vignac, Andreas Loukas, and Pascal Frossard. Building powerful and equivariant graph neural networks with structural message-passing. *Advances in neural information processing systems*, 33:14143–14155, 2020.
- [51] Changlin Wan, Muhan Zhang, Wei Hao, Sha Cao, Pan Li, and Chi Zhang. Principled hyperedge prediction with structural spectral features and neural networks. *arXiv preprint arXiv:2106.04292*, 2021.
- [52] Juexin Wang, Anjun Ma, Yuzhou Chang, Jianting Gong, Yuexu Jiang, Ren Qi, Cankun Wang, Hongjun Fu, Qin Ma, and Dong Xu. scgcn is a novel graph neural network framework for single-cell rna-seq analyses. *Nature communications*, 12(1):1882, 2021.
- [53] Minjie Wang, Lingfan Yu, Da Zheng, Quan Gan, Yu Gai, Zihao Ye, Mufei Li, Jinjing Zhou, Qi Huang, Chao Ma, et al. Deep graph library: Towards efficient and scalable deep learning on graphs. 2019.
- [54] Boris Weisfeiler and Andrei Leman. The reduction of a graph to canonical form and the algebra which appears therein. *NTI, Series*, 2(9):12–16, 1968.
- [55] Asiri Wijesinghe and Qing Wang. A new perspective on "how graph neural networks go beyond weisfeiler-lehman?". In *International Conference on Learning Representations*, 2021.
- [56] Zhanghao Wu, Paras Jain, Matthew Wright, Azalia Mirhoseini, Joseph E Gonzalez, and Ion Stoica. Representing long-range context for graph neural networks with global attention. *Advances in Neural Information Processing Systems*, 34:13266–13279, 2021.
- [57] Keyulu Xu, Weihua Hu, Jure Leskovec, and Stefanie Jegelka. How powerful are graph neural networks? *arXiv preprint arXiv:1810.00826*, 2018.

- [58] Ze Ye, Kin Sum Liu, Tengfei Ma, Jie Gao, and Chao Chen. Curvature graph network. In *International Conference on Learning Representations*, 2019.
- [59] Chengxuan Ying, Tianle Cai, Shengjie Luo, Shuxin Zheng, Guolin Ke, Di He, Yanming Shen, and Tie-Yan Liu. Do transformers really perform badly for graph representation? *Advances in Neural Information Processing Systems*, 34:28877–28888, 2021.
- [60] Zhitao Ying, Jiaxuan You, Christopher Morris, Xiang Ren, Will Hamilton, and Jure Leskovec. Hierarchical graph representation learning with differentiable pooling. *Advances in neural information processing systems*, 31, 2018.
- [61] Jiaxuan You, Zhitao Ying, and Jure Leskovec. Design space for graph neural networks. *Advances in Neural Information Processing Systems*, 33:17009–17021, 2020.
- [62] Bohang Zhang, Shengjie Luo, Liwei Wang, and Di He. Rethinking the expressive power of gnn via graph biconnectivity. *arXiv preprint arXiv:2301.09505*, 2023.
- [63] Muhan Zhang and Yixin Chen. Link prediction based on graph neural networks. *Advances in neural information processing systems*, 31, 2018.
- [64] Muhan Zhang and Pan Li. Nested graph neural networks. *Advances in Neural Information Processing Systems*, 34:15734–15747, 2021.
- [65] Lingxiao Zhao, Wei Jin, Leman Akoglu, and Neil Shah. From stars to subgraphs: Uplifting any gnn with local structure awareness. *arXiv preprint arXiv:2110.03753*, 2021.

A An Example of the Power of Local Substructures

In Figure 5, two graphs G_1 and G_2 contain different numbers of four cycles and are hence non-isomorphic. Since the refined colors by the 1-WL algorithm for these two graphs are the same, MPNNs will generate the same representation for them as well (see the colors generated by 1-WL and MPNNs in the second row). When using the overlap subgraph to encode the local substructure for edges, as shown in the third row, all edges will obtain the same color since their overlap subgraphs are the same. When applying the union minus subgraph for edge encoding, it detects different types of edges with various local substructures, but it is still not powerful enough to distinguish G_1 from G_2 . Since the edges of the corresponding positions in the two graphs have the same color, the assigned colors of the nodes at the corresponding positions are also the same (see the fourth row). In contrast, when applying the union subgraph (the last row), edges in G_1 and G_2 clearly depict different local substructures, and thus the nodes and edges of the two graphs exhibit different colors. This example demonstrates that the union subgraph is a more powerful local substructure to distinguish non-isomorphic graph pairs when compared against 1-WL or other types of local substructures.

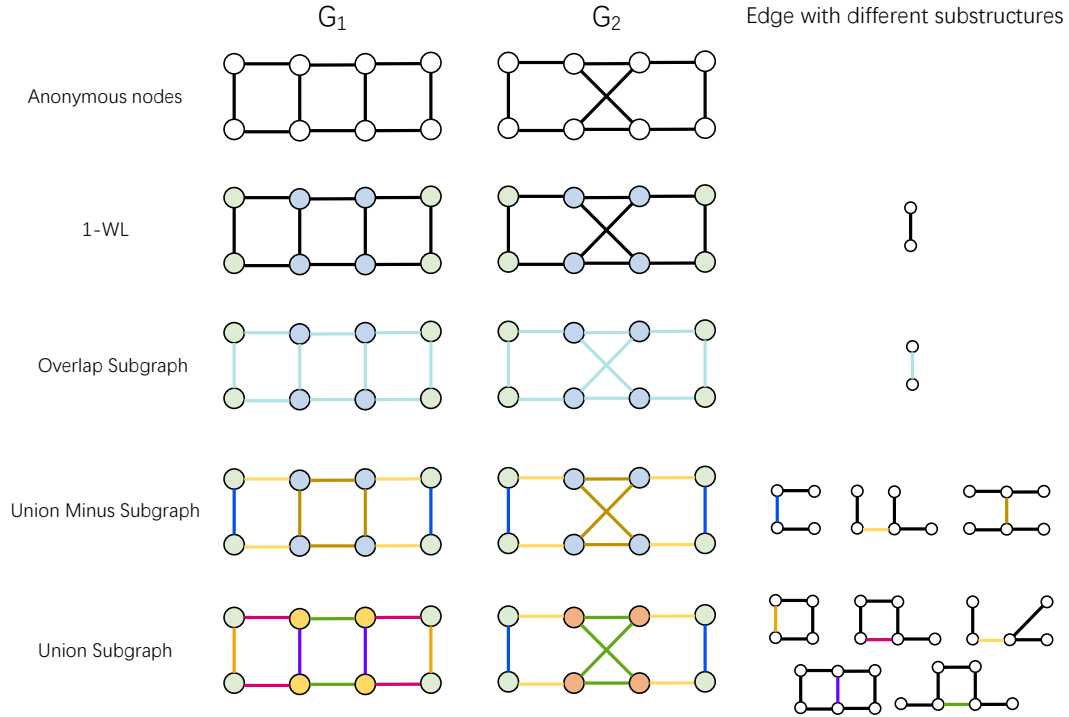


Figure 5: An example graph pair and their color refinements by using different local substructures.

B Proofs of Theorems

B.1 Proof of Theorem 1

Theorem 1. *If $S_i \simeq_{union} S_j$, then $S_i \simeq_{overlap} S_j$; but not vice versa.*

Proof. By the definition of union isomorphism, if $S_i \simeq_{union} S_j$, then there exists a bijective mapping $g : \tilde{\mathcal{N}}(i) \rightarrow \tilde{\mathcal{N}}(j)$ such that $g(i) = j$ and for any $v \in \mathcal{N}(i)$ and $g(v) = u$, $S_{i \cup v}$ and $S_{j \cup u}$ are isomorphic. Since $g(i) = j$ and $g(v) = u$, according to the definition of graph isomorphism, $v_1 \in \tilde{\mathcal{N}}(i) \cap \tilde{\mathcal{N}}(v)$ if and only if $g(v_1) \in \tilde{\mathcal{N}}(j) \cap \tilde{\mathcal{N}}(u)$. Therefore, $g(\cdot)$ is a bijective mapping from $\tilde{\mathcal{N}}(i) \cap \tilde{\mathcal{N}}(v)$ to $\tilde{\mathcal{N}}(j) \cap \tilde{\mathcal{N}}(u)$, and $v_1, v_2 \in \tilde{\mathcal{N}}(i) \cap \tilde{\mathcal{N}}(v)$ are adjacent if and only if $g(v_1), g(v_2) \in \tilde{\mathcal{N}}(j) \cap \tilde{\mathcal{N}}(u)$ are adjacent. This proves that $S_{i \cap v}$ and $S_{j \cap u}$ are isomorphic, and thus $S_i \simeq_{overlap} S_j$. On the contrary, it is possible that $S_i \simeq_{overlap} S_j$ but $S_i \not\simeq_{union} S_j$, as shown by graphs G_1 and G_2 in Figure 6. \square

B.2 Proof of Theorem 2

Theorem 2. *With a fixed order of nodes in the path matrix, we can obtain a unique path matrix P^{vu} for a given union subgraph $S_{v \cup u}$, and vice versa.*

Proof. We prove the theorem in two steps.

Step 1: We prove that we get a unique P^{vu} from a given $S_{v \cup u}$. With the node order fixed, the rows and the columns of P^{vu} are fixed. Since P^{vu} stores the lengths of all-pair shortest paths, the matrix is unique given an input union subgraph.

Step 2: We prove that we can recover a unique $S_{v \cup u}$ from a given P^{vu} . The node set of $S_{v \cup u}$ can be recovered from the row (or column) indices of P^{vu} . The edge set of $S_{v \cup u}$ can be recovered from the entries in P^{vu} with the value of "1". Both the node set and the edge set can be uniquely constructed from P^{vu} , and thus $S_{v \cup u}$ is unique. \square

B.3 Proof of Theorem 3

The proof of Theorem 3 follows a similar flow to that of Theorem 4 in [55].

We first define the concept of subtree isomorphism. Let h_v denote the node feature of a node $v \in V$.

Subtree Isomorphism. S_i and S_j are subtree-isomorphic, denoted as $S_i \simeq_{subtree} S_j$, if there exists a bijective mapping $g: \tilde{\mathcal{N}}(i) \rightarrow \tilde{\mathcal{N}}(j)$ such that $g(i) = j$, and for any $v \in \mathcal{N}(i)$ and $g(v) = u$, $h_v = h_u$.

We assume that \mathcal{H} , \mathcal{A} and \mathcal{W} are three countable sets that \mathcal{H} is the node feature space, \mathcal{A} is the structural coefficient space, and $\mathcal{W} = \{a^{ij} h_i | a^{ij} \in \mathcal{A}, h_i \in \mathcal{H}\}$. Suppose H and W are two multisets that contain elements from \mathcal{H} and \mathcal{W} , respectively, and $|H| = |W|$. In order to prove Theorem 3, we need to use Lemmas 1 and 2 in [55]. To be self-contained, we repeat the lemmas here and refer the readers to Appendix C of [55] for the proofs.

Lemma 1. *There exists a function f s.t. $\pi(H, W) = \sum_{h \in H, w \in W} f(h, w)$ is unique for any distinct pair of multisets (H, W) .*

Lemma 2. *There exists a function f s.t. $\pi'(h_v, H, W) = \gamma f(h_v, |H|h_v) + \sum_{h \in H, w \in W} f(h, w)$ is unique for any distinct (h_v, H, W) , where $h_v \in H$, $|H|h_v \in W$, and γ can be an irrational number.*

From the lemmas above, we can now prove Theorem 3:

Theorem 3. *UnionSNN is more expressive than 1-WL in testing non-isomorphic graphs.*

Proof. By Theorem 3 in [55], if a GNN M satisfies the two following conditions, then M is strictly more powerful than 1-WL in distinguishing non-isomorphic graphs.

1. M can distinguish at least one pair of neighborhood subgraphs S_i and S_j such that S_i and S_j are subtree-isomorphic, but they are not isomorphic, and $\{\{\tilde{a}^{iv} | v \in \mathcal{N}(i)\}\} \neq \{\{\tilde{a}^{ju} | u \in \mathcal{N}(j)\}\}$, where \tilde{a}^{vu} is the normalized value of a^{vu} ;
2. The aggregation scheme $\Phi(h_v^{(t)}, \{\{h_u^{(t)} | u \in \mathcal{N}(v)\}\}, \{\{(\tilde{a}^{uv}, h_u^{(t)}) | u \in \mathcal{N}(v)\}\})$ is injective.

For condition 1, the pair of graphs in Figure 6 satisfies the condition, and can be distinguished by UnionSNN as they are not union-isomorphic.

For condition 2, by Lemmas 1 and 2 and the fact that the MLP $\text{Trans}(\cdot)$ is a universal approximator and can model and learn the required functions, we conclude that UnionSNN satisfies this condition.

Therefore, UnionSNN is more expressive than 1-WL in testing non-isomorphic graphs. \square

C An Example for Our Subgraph Isomorphism Concepts

We provide an example for our subgraph and isomorphism concepts and how they are related. As shown in Figure 6, we have two subgraphs G_1 and G_2 . These two subgraphs are overlap-isomorphic. The bijective mapping g is: $g(k_1) = g(k_2), \forall k \in \{v, a, b, c, d, e, f, u, h\}$. Take a

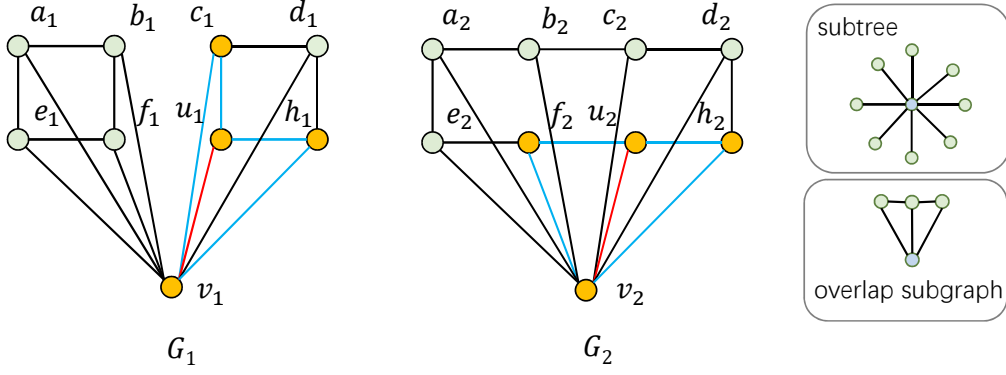


Figure 6: An example that the bijective mapping between the nodes in the subgraphs is not the same as g .

pair of corresponding overlap subgraphs as an example: $S_{v_1 \cap u_1}$ and $S_{v_2 \cap u_2}$. They are based on two red edges (v_1, u_1) , and (v_2, u_2) and the rest of edges in the overlap subgraphs are colored in blue. It is easy to see that $S_{v_1 \cap u_1}$ and $S_{v_2 \cap u_2}$ are isomorphic (ordinary one). In this ordinary graph isomorphism, its bijective mapping between the nodes is not required to be the same as g . It could be the same or different, as long as the ordinary graph isomorphism holds between this pair of overlap subgraphs. In this example, any pair of corresponding overlap subgraphs defined under g are isomorphic (ordinary one). In fact, all overlap subgraphs have the same structure in this example. In this sense, the concept of “overlap isomorphism” does not look at the neighborhood based on a single edge, but captures the neighborhoods of all edges and thus the “overlap” connectivities of the two subgraphs G_1 and G_2 . As for the union subgraph concept we define, the union subgraph of nodes v_1 and u_1 ($S_{v_1 \cup u_1}$) is the same as G_1 , and the union subgraph of nodes v_2 and u_2 ($S_{v_2 \cup u_2}$) is the same as G_2 . Therefore, $S_{v_1 \cup u_1}$ and $S_{v_2 \cup u_2}$ are not union-isomorphic. This means that union isomorphism is able to distinguish the local structures centered at v_1 and v_2 but overlap isomorphism cannot.

D Definitions of Three Other Substructure Descriptor Functions

Edge Betweenness. The betweenness centrality of an edge $e \in E$ in a graph $G = (V, E, X)$ is defined as the sum of the fraction of all-pair shortest paths that pass through e :

$$c_G(e) = \sum_{v, u \in V} \frac{\sigma(v, u, G|e)}{\sigma(v, u, G)}, \quad (8)$$

where $\sigma(v, u, G)$ is the number of shortest paths between v and u , and $\sigma(v, u, G|e)$ is the number of those paths passing through edge e .

Node/Edge Counting. GraphSNN [55] defines a structural coefficient based on the number of nodes and edges in the (sub)graph. When applied to the union subgraph, we have

$$\omega(S_{v \cup u}) = \frac{|E_{v \cup u}|}{|V_{v \cup u}| \cdot |V_{v \cup u} - 1|} |V_{v \cup u}|^\lambda, \quad (9)$$

where $\lambda = 1$ for node classification and $\lambda = 2$ for graph classification.

Ollivier Ricci Curvature. Given a node $v \in V$ in a graph $G = (V, E, X)$, a probability vector of v is defined as:

$$\mu_v^\alpha : u \mapsto \begin{cases} \alpha, u = v \\ \frac{1-\alpha}{d_v}, u \in \mathcal{N}(v), \\ 0, \text{ otherwise} \end{cases} \quad (10)$$

where $\alpha \in [0, 1]$ is a hyperparameter. Following [58], we use $\alpha = 0.5$ in all our experiments. The α -Ricci curvature κ_{vu}^α on an edge $(v, u) \in E$ is defined by:

$$\kappa_{vu}^\alpha = 1 - \frac{\text{Wass}(\mu_v^\alpha, \mu_u^\alpha)}{d(v, u)}, \quad (11)$$

where $\text{Wass}(\cdot)$ denotes the Wasserstein distance and $d(\cdot)$ denotes the shortest path length between v and u . The Wasserstein distance can be estimated by the optimal transportation distance, which can be solved by the following linear programming:

$$\begin{aligned} & \min_M \sum_{i \in \tilde{\mathcal{N}}(v), j \in \tilde{\mathcal{N}}(u)} d(i, j) M(i, j) \\ \text{s.t.} \quad & \sum_{j \in \tilde{\mathcal{N}}(u)} M(i, j) = \mu_v^\alpha(i), \forall i \in \tilde{\mathcal{N}}(v); \\ & \sum_{i \in \tilde{\mathcal{N}}(v)} M(i, j) = \mu_u^\alpha(j), \forall j \in \tilde{\mathcal{N}}(u). \end{aligned} \quad (12)$$

E Algorithm of UnionSNN

Algorithm 1 Algorithm for an L layer UnionSNN.

Input: A graph $G = (V, E, X)$ with $|V|$ nodes and $|E|$ edges; The UnionSNN update function as in Eq. (4); A shortest path substructure descriptor PathLen, as in Eq. (2); A feature transformation function Trans, as in Eq.(5).

Output: Node representations $H^{(L)} \in \mathbb{R}^{N \times D}$ that can be fed into a downstream prediction head for graph/node-level prediction.

```

1: for Edge  $(v, u) \in E$  do
2:    $P_{ij}^{vu} = \text{PathLen}(i, j, S_{v \cup u}), i, j \in V_{v \cup u}$       # Compute shortest path matrix for each edge
3:    $P = U \Sigma V^*$                                            # Compute the singular values
4:    $a^{vu} = \text{sum}(\Sigma^{vu})$                                    # Compute structural coefficient for each edge
5:    $\tilde{a}^{vu} = \frac{a^{vu}}{\sum_{u \in \mathcal{N}(v)} a^{vu}}$ 
6: end for
7: for  $l = 1, 2, \dots, L$  do
8:   Update node representations by Eq. (4)
9: end for
10: return  $H^{(L)}$ 

```

F As a Plugin to Empower Transformer-Based Models

In the following, we discuss how our proposed structural coefficients generalize Transformer-based models such as Graphormer [59].

Graphormer introduces a spatial encoding to encode the structural information of a graph. Concretely, for a graph $G = (V, E)$, the spatial relation between $v, u \in V$ is measured by a function $\phi(v, v) : V \times V \rightarrow \mathbb{R}$, which is defined as the length of the shortest path between v and u . So the single-head self-attention mechanism in Graphormer can be expressed as:

$$A_{vu} = \frac{(h_v W_Q)(h_u W_K)^T}{\sqrt{d}} + b_{\phi(v, u)}, \quad (13)$$

where $b_{\phi(v, u)}$ is a learnable scalar indexed by $\phi(v, u)$ and shared across all layers, $h_v, h_u \in \mathbb{R}^{1 \times d}$ are the node representations of v and u , $W_Q, W_K \in \mathbb{R}^{d \times d}$ are the parameter matrices, and d is the hidden dimension of h_v and h_u .

Since Graphormer only adopts the global shortest paths of node pairs for spatial encoding, it could miss local structural information and fail on regular graphs like the ones given in Figure 7. We generalize Graphormer with our structural coefficients, namely Unionormer, to improve the expressive power of Graphormer. Its self-attention function is defined by:

$$A_{vu} = \frac{(h_v W_Q)(h_u W_K)^T}{\sqrt{d}} + \text{Trans}(\tilde{a}^{vu}), \quad (14)$$

where \tilde{a}^{vu} is the union-subgraph-based structural coefficients and $\text{Trans}(\cdot)$ is same as Eq. (5).

G The Connection with Higher-Order WL Tests

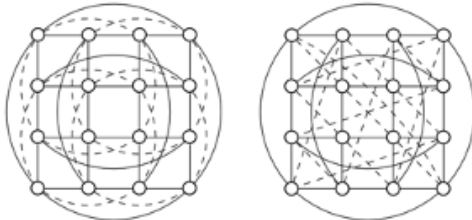


Figure 7: These two graphs can be distinguished by UnionSNN but not by 3-WL.

As discussed in [38], high-order WL tests are concepts of global comparisons over two graphs. Therefore, it is arguable if the WL hierarchy is a suitable tool to measure the expressiveness of GNN extensions as the latter focus on locality. Nonetheless, there exist some graph structures on which the 3-WL test is not stronger than UnionSNN, i.e., some graphs can be distinguished by UnionSNN but not by 3-WL. As an example, UnionSNN can distinguish the 4x4 Rook's graph and the Shrikhande graph (as shown in Figure 7, and cited from [21]), while 3-WL cannot, which suggests that UnionSNN is stronger than 3-WL on such graphs. This could probably be explained by the fact that the numbers of 4-cycles in these two graphs are different, and UnionSNN is able to reflect the number of 4-cycles with the consideration of E_3^{vu} edges in union subgraphs.

H Dataset Statistics

Statistics of the datasets used are summarized in Tables 9 and 10.

Table 9: Statistics of Graph Classification/Regression Datasets.

Dataset	Graph #	Class #	Avg Node #	Avg Edge #	Metric
MUTAG	188	2	17.93	19.79	Accuracy
PROTEINS	1113	2	39.06	72.82	Accuracy
ENZYMES	600	6	32.63	62.14	Accuracy
DD	1178	2	284.32	715.66	Accuracy
FRANKENSTEIN	4337	2	16.90	17.88	Accuracy
Tox21	8169	2	18.09	18.50	Accuracy
NCI1	4110	2	29.87	32.30	Accuracy
NCI109	4127	2	29.68	32.13	Accuracy
OGBG-MOLHIV	41127	2	25.50	27.50	ROC-AUC
OGBG-MOLBBBP	2039	2	24.06	25.95	ROC-AUC
ZINC10k	12000	-	23.16	49.83	MAE
ZINC-full	249456	-	23.16	49.83	MAE
4CYCLES	20000	2	36.00	61.71	Accuracy
6CYCLES	20000	2	56.00	87.84	Accuracy

Table 10: Statistics of Node Classification Datasets.

	Node #	Edge #	Class #	Feature #	Training #
Cora	2708	5429	7	1433	140
Citeseer	3327	4732	6	3703	120
PubMed	19717	44338	3	500	60
Computer	13381	259159	10	7667	1338
Photo	7487	126530	8	745	749

I Implementation Details

TU Datasets. We following the setup of [12], which splits each dataset into 8:1:1 for training, validation and test, respectively. The model evaluation and selection are done by collecting the accuracy from the single epoch with the best 10-fold cross-validation averaged accuracy. We choose the best values of the initialized learning rate from {0.02, 0.01, 0.005, 0.001}, weight decay from {0.005, 0.001, 0.0005}, hidden dimension from {64, 128, 256} and dropout from {0, 0.2, 0.4}.

OGB Datasets. For graph classification on OGB datasets, we use the scaffold splits, run 10 times with different random seeds, and report the average ROC-AUC due to the class imbalance issue. We fix the initialized learning rate to 0.001, weight decay to 0, and dropout to 0. We keep the total number of parameters of all GNNs to be less than 100K by adjusting the hidden dimensions.

ZINC Datasets. For graph regression, we use the data split of ZINC10k and ZINC-full datasets from [12], run 5 times with different random seeds, and report the average test MAE. We fix the initialized learning rate to 0.001, weight decay to 0, and dropout to 0. By adjusting the hidden dimensions, we keep the total number of parameters of all GNNs to be less than 500K. For the GPS model, we choose GINE [20] as the MPNN layer, Graphormer as the GlobAttn layer and the random-walk structural encoding (RWSE) as the positional encoding.

Cycle Detection Datasets. The datasets are proposed by [50], in which graphs are labeled by containing 4/6 cycles or not. Each dataset contains 9000 graphs for training, 1000 graphs for validation and 10000 graphs for test. The settings of models are the same with OGB datasets.

Node Classification Datasets. For semi-supervised node classification, we use the standard split in the original paper and report the average accuracy for 10 runs with different random seeds. We use a 0.001 learning rate with 0 dropout, and choose the best values of the weight decay from {0.005, 0.001, 0.0005} and hidden dimension from {64, 128, 256}.

For all experiments, the whole network is trained in an end-to-end manner using the Adam optimizer [23]. We use the early stopping criterion, i.e., we stop the training once there is no further improvement on the validation loss during 25 epochs. The implementation of Graphormer and GPS is referred to their official code[†], which is built on top of PyG [15] and GraphGym [61]. The code of all the other methods was implemented using PyTorch [39] and Deep Graph Library [53] packages. All experiments were conducted in a Linux server with Intel(R) Core(TM) i9-10940X CPU (3.30GHz), GeForce GTX 3090 GPU, and 125GB RAM.

J More Experimental Results

J.1 Graph Classification on OGB Datasets.

We conduct experiments on OGBG-MOLHIV and OGBG-MOLBBBP datasets. As shown in Table 11, UnionSNN outperforms all 6 baseline methods.

J.2 Cycle Detection

Detecting cycles requires more than 1-WL expressivity [34]. To further demonstrate the effectiveness of UnionSNN, we conduct experiments on the detection of cycles of lengths 4 and 6, implemented as a graph classification task. Table 12 shows the superiority of UnionSNN over 5 baseline models for detecting cycles. Note that GCN makes a random guess on the cycle detection with an accuracy

[†]<https://github.com/rampasek/GraphGPS>

Table 11: Graph classification results (average ROC-AUC \pm standard deviation) on OGBG-MOLHIV and OGBG-MOLBBBP datasets. The best result is highlighted in **bold**.

model	OGBG-MOLHIV	OGBG-MOLBBBP
GraphSAGE	70.37 \pm 0.42	60.78 \pm 2.43
GCN	73.49 \pm 1.99	64.04 \pm 0.43
GIN	70.60 \pm 2.56	64.10 \pm 1.05
GAT	70.60 \pm 1.78	63.30 \pm 0.53
CurvGN	73.17 \pm 0.89	66.51 \pm 0.80
GraphSNN	73.05 \pm 0.40	62.84 \pm 0.36
UnionSNN (ours)	74.44 \pm 1.21	68.28 \pm 1.47

Table 12: Cycle detection results (average accuracy \pm standard deviation) . The best result is highlighted in **bold**. The winner between a base model with and without our structural coefficient injected is highlighted in gray background .

Model	4-CYCLES	6-CYCLES
GraphSAGE	50.00	50.00
CGN	84.33	63.56
GraphSNN	67.10	66.04
GCN	50.00	50.00
UnionGCN (ours)	94.31	95.59
GIN	96.61	90.06
UnionGIN (ours)	97.15	92.63
UnionSNN (ours)	99.11	95.00

of 50%. By incorporating our structural coefficient to GCN, we are able to remarkably boost the accuracy to around 95%. The large gap proves that our structural coefficient is highly effective in capturing local information.

K Time Complexity of Structure Descriptors

Given a graph $G = (V, E)$, where $|V| = N$ and $|E| = M$, assume n and m are the average node number and edge number among all union subgraphs in the whole graph, respectively. The complexity of each substructure descriptor is analyzed as follows:

Betweenness. The time complexity of calculating a single-source shortest path in an unweighted graph via breadth-first search (BFS) [7] is $\mathcal{O}(m+n)$. It can be applied to compute the all-pairs shortest paths in a union subgraph with each node as the source, and the time complexity is $\mathcal{O}((m+n)n)$. For the whole graph, the complexity is $\mathcal{O}((m+n)nM)$.

Count_ne. The complexity of counting the node number and edge number in a single union subgraph are n and m , respectively. For the whole graph, the complexity is $\mathcal{O}((m+n)M)$.

Curvature. According to [58], the complexity of calculating the curvatures is $\mathcal{O}((d_u \cdot d_v)^\omega)$, where d_u and d_v are the degrees of the nodes u and v . Here we approximate both terms by N , then the complexity of calculating curvatures is $\mathcal{O}(N^{2\omega})$, in which ω is the exponent of the complexity of matrix multiplication (the best known is 2.373).

Count_cycle. The complexity of counting k -tuple substructures, for example k -cycles, in the whole graph is $\mathcal{O}(N^k)$, where $k \geq 3$ in general.

Ours. The complexity of constructing a shortest path matrix and performing SVD for a single union subgraph are $\mathcal{O}((m+n)n)$ and $\mathcal{O}(n^3)$, respectively. So the total complexity is $\mathcal{O}(n^3M)$.

Generally speaking, $M > N \gg m > n$. Thus, the complexity of our structure descriptor is slightly higher than that of Count_ne and Betweenness, and significantly lower than that of Curvature and Count_cycle.