

Do LLMs Understand Social Knowledge? Evaluating the Sociability of Large Language Models with the SOCKET Benchmark

Minje Choi^{†*} Jiaxin Pei^{†*} Sagar Kumar[‡] Chang Shu[#] David Jurgens[†]

[†]University of Michigan, Ann Arbor, MI, USA

[‡]Northeastern University, Boston, MA, USA

[#]University of Cambridge, Cambridge, UK

*{minje, pedropei, jurgens}@umich.edu

[†]kumar.sag@northeastern.edu [‡]cs2175@cam.ac.uk

Abstract

Large language models (LLMs) have been shown to perform well at a variety of syntactic, discourse, and reasoning tasks. While LLMs are increasingly deployed in many forms including conversational agents that interact with humans, we lack a grounded benchmark to measure how well LLMs understand *social* language. Here, we introduce a new theory-driven benchmark, SOCKET, that contains 58 NLP tasks testing social knowledge which we group into five categories: humor & sarcasm, offensiveness, sentiment & emotion, trustworthiness, and other social factors. In tests on the benchmark, we demonstrate that current models attain only moderate performance but reveal significant potential for task transfer among different types and categories of tasks, which were predicted from theory. Through zero-shot evaluations, we show that pretrained models already possess some innate but limited capabilities of social language understanding and training on one category of tasks can improve zero-shot testing on others. Our benchmark provides a systematic way to analyze model performance on an important dimension of language and points to clear room for improvement to build more socially-aware LLMs. The resources are released at <https://github.com/minjechoi/SOCKET>.

1 Introduction

Interpersonal communication is more than just what is said. Understanding communication requires reasoning not only about the content of a message but also the social implications drawn from that message (Halliday, 1995). As NLP systems, particularly Large Language Models (LLMs), are increasingly used in interpersonal settings, these models’ abilities to understand social knowledge become critical. However, despite the recognized need for social knowledge (Hovy and Yang,

2021), the NLP field has limited abilities to test it. Here, we introduce SOCKET, a new benchmark for evaluating social knowledge.

Evaluating NLP systems has remained a key component for benchmarking the field’s progress. Indeed, the rapid replacement of traditional models by LLM-based approaches was strongly motivated by substantial gains by LLMs on a variety of comprehensive Natural Language Understanding (NLU) benchmarks like SuperGLUE (Wang et al., 2019) and Natural Questions (Kwiatkowski et al., 2019). However, despite the fundamental social aspect of language, comprehensive benchmarks of social language remain absent. Instead, existing computational studies of social language have built individual datasets and models for specific types of information like empathy (Sharma et al., 2020), politeness (Danescu-Niculescu-Mizil et al., 2013), and humor (Van Hee et al., 2018). While beneficial, these semantic-level tasks omit broader social and narrative-level information (Li et al., 2021) and present only a narrow view of model performance.

We introduce SOCKET (**S**ocial **K**nowledge **E**valuation **T**ests), a theory-grounded, systematic collection of 58 social language tasks.¹ SOCKET covers five categories of social information: sentiment & emotion, trustworthiness, humor & sarcasm, offensiveness, and social factors, each motivated by specific theories. To examine models’ generalizability, SOCKET includes four task formats: classification, regression, pairwise comparison, and span identification. This construction aims at assessing not only NLP models’ performances on individual tasks but their ability to perform multiple task types and to productively benefit from related tasks and task categories during learning.

Our study offers the following three contribu-

*equal contribution

¹The choice of the term “social knowledge” in framing stems from its use for a broad category in psychology (e.g., Turiel, 1983; Adolphs, 2009) that matched the capabilities we are interested in.

tions to the research community. (1) We motivate a theoretically-grounded organization of social tasks (§2) and subsequently introduce a new easy-to-use benchmark, SOCKET, that systematically organizes 58 tasks (§3). (2) We benchmark multiple current LLM approaches to multitask NLU via standard supervised training and zero-shot LLMs (§4). Across all tests, our results show that baseline LLMs perform moderately, at best, but offer promising signs of being able to leverage task correlations. (3) We test the abilities of models to make use of cross-task transfer (§5) showing multi-task training on strongly correlated tasks can maintain or even improve performance in specific tasks, but doing so on weakly correlated tasks can hurt the overall performance of LLMs (§6). We release our framework code and prepackaged datasets at <https://github.com/minjechoi/SOCKET> and <https://huggingface.co/datasets/Blablalab/SOCKET>.

2 Social Information in Natural Language Processing

Language is inherently social, as meaning is constructed through social interactions (Wittgenstein, 1953). A substantial body of research in linguistic theory and communication studies have examined how social knowledge is communicated via language understanding. Theories of language grounded in interaction and communication systems such as Systemic Functional Linguistics (SFL) by Halliday et al. (1989) assert that the function and appropriacy of language in a given context is the key to our understanding of language and its use (Eggins, 2004; Allan, 2007; Halliday et al., 1989; Halliday, 2004). We use these insights to probe linguistic models for their ability to capture *social information*, which we define as information conveyed through text about broader metatextual function and contextual appropriacy of the utterances in conversation.

NLP Studies on Social Information Numerous studies have contributed to the development of datasets and models aimed toward identifying nuanced social information in language across diverse contexts. Computational linguists have modeled multiple forms of social information in language like sentiment (Buechel and Hahn, 2017), politeness (Fu et al., 2020), humor (Meaney et al., 2021), offensiveness (ElSherief et al., 2021), and intimacy (Pei and Jurgens, 2020), often achieving state-of-

the-art results close to human performance in their respective settings. Studies such as Park et al. (2021) have also leveraged explicitly-given norms to train models to be more accurate in context-specific situations.

However, these plausible results may be achievable solely by focusing on the statistical and syntactical instead of the social aspects of language. Whether to make advances in language understanding in research or to ensure reliability and safety in deployment, it is of vital importance to study whether models are truly capable of gaining a generalizable understanding of social factors before employing them for tasks that require such knowledge (Hovy and Yang, 2021). The necessity for such understanding is exemplified by studies showing that, when measuring the same concept, the performance of a model can vary greatly when tested on a different dataset due to factors such as changes in dialect, speaker demographics, and dataset domain (Miller et al., 2020; Blodgett et al., 2016; Wang et al., 2022a).

Despite this importance, efforts towards aggregating and synthesizing various datasets into themes have been less practiced. One notable exception is the work of Kang and Hovy (2021), where the authors combine existing datasets on different linguistic styles to introduce a benchmark that enables them to study cross-style language understanding. Similarly, we present a benchmark curated from over fifty different tasks on different aspects of social information, which we group into five distinctive categories.

Examining the social knowledge of LLMs LLMs are ubiquitous in NLP and their success is attributed to the ability to capture language characteristics from the immense amount of text seen in pre-training and to effectively apply this information on downstream tasks, achieving state-of-the-art performances in many language understanding tasks (Chung et al., 2022a). LLMs have demonstrated less success when solving tasks directly related to social knowledge. For tasks that require social information such as detecting sarcasm (Farha et al., 2022) or patronizing language (Perez-Almendros et al., 2022), recent models exhibit only moderate performance. One major challenge is that compared to humans, LLMs have less capability to make predictions outside of the provided input and must perform reasoning only based on their innate social information (Sap et al.,

2019b; Zhou et al., 2020). Yet, it is this very social knowledge that is crucial for human interactions and conversations and is a milestone that should be reached for LLMs to engage in meaningful communications with humans (Mahowald et al., 2023).

More recently, general-purpose LLMs trained with instruction-based prompts have been known to achieve strong performances, putting them to use in several practical domains such as summarization, question answering, and classification (Sanh et al., 2022). A newly emerging trend is to use curated prompts to identify the psychological capabilities of instruction-guided LLMs. Ruis et al. (2022) and Hu et al. (2022a) examine pragmatic understanding capabilities using prompts. Coupled with additional steps such as chain-of-thought (CoT) reasoning, this prompt-based approach has large potential for understanding whether LLMs can provide reasoning capabilities like humans.

The Inter-relatedness of Social Information Social language understanding requires accurately perceiving different dimensions and facets of communication that relate to one another. Interpersonal communication makes frequent use of humor (Schnurr, 2010), mitigation, also known as hedging, (Schneider, 2010), and swearing as a norm violation (Stapleton, 2003) in defining the contours of the social context for the speakers. Often, the pragmatics of these different dimensions of social language use are intertwined: communication with one dimension influences the interpretation of another, e.g., politeness and offensive speech (Culpeper, 2021), humor and politeness (Attardo, 2008), humor and offensiveness (Alberts, 1992), and mitigation and empathy (LI Hai-hui, 2019). Understanding one of these dimensions requires models to have the ability to recognize the related dimensions. While past computational work has largely focused on single dimensions, SOCKET fills a key gap by testing whether models can accurately recognize multiple, interrelated social dimensions—and whether models can benefit in their understanding from cross-task transfer.

3 The SOCKET Benchmark

Here, we describe the steps taken to curate SOCKET as robust benchmark for identifying social information embedded in language in interpersonal communication contexts.

3.1 Task Selection Process

The task curation process began with a systematic review of literature on social from linguistics, communications, and psychology to identify likely categories of social knowledge. Then, possible datasets and tasks were identified through a systematic review of datasets published at ACL, EMNLP, NAACL, EACL, LREC, and SemEval since 2015. In this first pass, we selected more than 100 datasets and tasks to detect different types of social information in language (cf. Table 11 in Appendix B.9 for all candidate datasets and tasks). Tasks were selected based on membership in five categories of social language (described next) that are motivated as core aspects of social language understanding.

For each category, we include tasks of several distinct objectives: binary and multi-class classification, regression, pairwise similarity detection, and span identification.² Where possible, we aim for diversity within categories and ensure one task for each objective. Candidate tasks were removed if it was found that training a `bert-base-uncased` model on the task achieved test performance over 0.95, which would provide little insight into progress at recognizing social information.

While this process identified many candidate tasks in multiple categories, the benchmark still defines only partial progress in social knowledge capabilities. Some abilities recognized by social sciences such as deceit have only one or two tasks proposed (Ott et al., 2011), providing limited data to measure progress. However, recognizing these as limitations (discussed in more detail in §8), SOCKET provides a diverse set of tasks and capabilities, described next, for the field to begin to measure progress.

3.2 Task categories

Inspired by theories in interpersonal communication and interpersonal pragmatics, we provide a thematic organization of the tasks in SOCKET into five related categories of social knowledge: Humor & Sarcasm, Offensiveness, Sentiment & Emotion, Social Factors, and Trustworthiness.

Humor & Sarcasm The practice of humor in conversations and interactions plays a key role

²Other task types were initially considered (e.g., generation, paraphrasing) but such tasks were not feasible for all models and often were less standardized in their evaluation, complicating cross-task comparison if included.

category	dataset	task name	size	type	labels	category	dataset	task name	size	type	labels
Humor & Sarcasm	hahackathon (Meaney et al., 2021)	humor_rating	6,179	REG	RMSE	Sentiment & Emotion	crowdflower (CrowdFlower, 2016)	crowdflower	40,000	CLS	13 (F1)
Humor & Sarcasm	humor-pairs (Hossain et al., 2020)	humor-pairs	15,095	PAIR	2 (F1)	Sentiment & Emotion	dailydialog (Li et al., 2017)	dailydialog	102,979	CLS	7 (F1)
Humor & Sarcasm	sarc (Khodak et al., 2018)	sarc	321,748	CLS	2 (F1)	Sentiment & Emotion	emobank (Buechel and Hahn, 2017)	arousal	10,062	REG	MAE
Humor & Sarcasm	tweet_irony (Van Hee et al., 2018)	tweet_irony	4,601	CLS	2 (F1)	Sentiment & Emotion	emobank (Buechel and Hahn, 2017)	dominance	10,062	REG	MAE
Humor & Sarcasm	hahackathon (Meaney et al., 2021)	is_humor	10,000	CLS	2 (F1)	Sentiment & Emotion	emobank (Buechel and Hahn, 2017)	valence	10,062	REG	MAE
Offensiveness	contextual-abuse (Vidgen et al., 2021)	IdentityDirectedAbuse	13,450	CLS	2 (F1)	Sentiment & Emotion	emotion-span (Ghazi et al., 2015)	emotion-span	820	SPAN	3 (F1)
Offensiveness	contextual-abuse (Vidgen et al., 2021)	PersonDirectedAbuse	13,450	CLS	2 (F1)	Sentiment & Emotion	empathy (Buechel et al., 2018)	distress	1,859	REG	Corr.
Offensiveness	hahackathon (Meaney et al., 2021)	offense_rating	10,000	REG	RMSE	Sentiment & Emotion	empathy (Buechel et al., 2018)	distress_bin	1,859	CLS	2 (F1)
Offensiveness	hasbiasedimplication (Sap et al., 2020)	hasbiasedimplication	44,781	CLS	2 (F1)	Sentiment & Emotion	same-side-pairs (Körner et al., 2021)	same-side-pairs	175	PAIR	2 (F1)
Offensiveness	hateoffensive (Davidson et al., 2017)	hateoffensive	24,783	CLS	3 (F1-M)	Sentiment & Emotion	sentitreebank (Socher et al., 2013)	sentitreebank	119,794	CLS	2 (Acc.)
Offensiveness	implicit-hate (ElSherief et al., 2021)	explicit_hate	21,476	CLS	2 (F1)	Sentiment & Emotion	tweet_emoji (Barbieri et al., 2018)	tweet_emoji	100,000	CLS	20 (F1-M)
Offensiveness	implicit-hate (ElSherief et al., 2021)	implicit_hate	21,476	CLS	2 (F1)	Sentiment & Emotion	tweet_emotion (Mohammad et al., 2018)	tweet_emotion	5,052	CLS	4 (F1-M)
Offensiveness	implicit-hate (ElSherief et al., 2021)	incitement_hate	21,476	CLS	2 (F1)	Sentiment & Emotion	tweet_sentiment (Rosenthal et al., 2017)	tweet_sentiment	59,899	CLS	3 (AvgRec)
Offensiveness	implicit-hate (ElSherief et al., 2021)	inferiority_hate	21,476	CLS	2 (F1)	Social Factors	complaints (Presque-Petro et al., 2019)	complaints	3,449	CLS	2 (F1)
Offensiveness	implicit-hate (ElSherief et al., 2021)	stereotypical_hate	21,476	CLS	2 (F1)	Social Factors	empathy (Buechel et al., 2018)	empathy	1,859	REG	Corr.
Offensiveness	implicit-hate (ElSherief et al., 2021)	threatening_hate	21,476	CLS	2 (F1)	Social Factors	empathy (Buechel et al., 2018)	empathy_bin	1,859	CLS	2 (F1)
Offensiveness	implicit-hate (ElSherief et al., 2021)	white_grievance_hate	21,476	CLS	2 (F1)	Social Factors	hayati_politeness (Hayati et al., 2021)	hayati_politeness	320	CLS	2 (F1)
Offensiveness	intenty (Sap et al., 2020)	intenty	44,781	CLS	2 (F1)	Social Factors	questionintimacy (Pei and Jurgens, 2020)	questionintimacy	2,247	REG	6 (Corr.)
Offensiveness	jigsaw (Jigsaw, 2017)	severe_toxic	200,703	CLS	2 (F1)	Social Factors	stanfordpoliteness (Fu et al., 2020)	stanfordpoliteness	10,956	CLS	2 (MAE)
Offensiveness	jigsaw (Jigsaw, 2017)	identity_hate	200,703	CLS	2 (F1)	Trustworthiness	bragging (Jin et al., 2022)	brag_achievement	6,643	CLS	2 (F1)
Offensiveness	jigsaw (Jigsaw, 2017)	threat	200,703	CLS	2 (F1)	Trustworthiness	bragging (Jin et al., 2022)	brag_action	6,643	CLS	2 (F1-M)
Offensiveness	jigsaw (Jigsaw, 2017)	obscene	200,703	CLS	2 (F1)	Trustworthiness	bragging (Jin et al., 2022)	brag_possession	6,643	CLS	2 (F1-M)
Offensiveness	jigsaw (Jigsaw, 2017)	insult	200,703	CLS	2 (F1)	Trustworthiness	bragging (Jin et al., 2022)	brag_trait	6,643	CLS	2 (F1-M)
Offensiveness	jigsaw (Jigsaw, 2017)	toxic	200,703	CLS	2 (F1)	Trustworthiness	hypo-1 (Zhang and Wan, 2022)	hypo-1	3,226	CLS	2 (Acc.)
Offensiveness	offensiv (Sap et al., 2020)	offensiv	44,781	CLS	2 (F1)	Trustworthiness	neutralizing-bias-pairs (Pryzant et al., 2020)	neutralizing-bias-pairs	93,790	PAIR	2 (Acc.)
Offensiveness	sexyn (Sap et al., 2020)	sexyn	44,781	CLS	2 (F1)	Trustworthiness	propaganda-span (Martino et al., 2020)	propaganda-span	357	SPAN	3 (F1-m)
Offensiveness	talkdown-pairs (Wang and Potts, 2019)	talkdown-pairs	6,510	PAIR	2 (F1)	Trustworthiness	rumor (Ma et al., 2017)	rumor_bool	1,417	CLS	2 (F1)
Offensiveness	toxic-span (Pavlopoulos et al., 2021)	toxic-span	10,621	SPAN	3 (F1)	Trustworthiness	two-to-lie (Peskov et al., 2020)	receiver_truth	11,728	CLS	2 (F1-M)
Offensiveness	tweet_offensive (Zampieri et al., 2019b)	tweet_offensive	14,100	CLS	2 (F1)	Trustworthiness	two-to-lie (Peskov et al., 2020)	sender_truth	11,728	CLS	2 (F1-M)

Table 1: A list of the datasets covered in the SOCKET benchmark. A total of 58 tasks in 5 categories of social information. Included are each task’s sample size, task type and evaluation metric used in the original paper. SOCKET covers four types of tasks: classification (CLS), regression (REG), pair-wise comparison (PAIR), and span identification (SPAN). F1, F1-M and F1-m indicate binary F1, macro F1 and micro F1 scores.

in maintaining and forming positive social relations (Holmes, 2006; Brown et al., 1987; Ziv, 2010). We differ Humor & Sarcasm from Trustworthiness as a social information category because while both categories consider non-cooperative behaviors (Grice, 1975), humor is considered to be prosocial (Attardo, 2008). In instances where the humor is not considered to be prosocial and is instead of a derogatory nature, we consider it to be in the Offensiveness category. By nature, humor is a subjective concept that can differ depending on both demographic and contextual factors (Ruch, 2010), making humor detection a difficult task for LLMs. SOCKET includes a number of tasks on humor that can occur in various contexts such as in social media (Meaney et al., 2021), short jokes (Meaney et al., 2021), and news headlines (Hossain et al., 2020). We also include tasks that require detecting relevant concepts of humor such as sarcasm (Khodak et al., 2018) and irony (Van Hee et al., 2018).

Offensiveness Detecting offensiveness using computational methods has gained large attraction in recent years due to the ubiquity of online communication and the necessity to implement automated content moderation to combat abusive behaviors (Spertus, 1997). However, most existing studies only focus on limited types of offensive languages (Jurgens et al., 2019). In this study, we consider offensiveness to be any explicit or implicit language directed towards individuals, entities, or groups (Waseem et al., 2017), and the tasks chosen are representative of this understanding. SOCKET includes a list of offensiveness detection tasks covering different levels of harmful content and abusive language including both explicit and implicit

hate (ElSherief et al., 2021), abuse (Vidgen et al., 2021), and humor-related offensiveness (Meaney et al., 2021). We also include forms of bias directed towards people and groups, as social bias enforces harmful stereotypes (Sap et al., 2020).

Sentiment & Emotion Emotion is a core element of interpersonal communication that can be communicated through human language in several aspects (Majid, 2012; Barrett et al., 2007). Social information is crucial in the ability to not only communicate, but also feel emotion. Theories of discretized emotion (Ekman, 1992) have been supported by empirical findings that humans use discrete labels learned through language to direct their emotional responses to stimuli (Lindquist and Barrett, 2008). Moreover, emotional responses have been shown to direct communication with peers (Lee et al., 2020), and expressing certain emotional responses—such as anger—have been shown to have social ramifications (Keltner et al., 1993). Interpreting emotions from text using computational tools has been a popular research topic across numerous areas in social sciences, enabling new discoveries at unprecedented scale (Jackson et al., 2022). In SOCKET, we include a wide range of tasks from various domains such as daily dialogue (Li et al., 2017), written responses to news stories (Buechel and Hahn, 2017), and tweets using textual syntax (Mohammad et al., 2018), and also emojis (Barbieri et al., 2018).

Trustworthiness People can detect cues in language that determine the trustworthiness of a message (Newman et al., 2003), leading to studies that aim to quantify the level of trust in text using computational methods (Choi et al., 2020). In particu-

lar, this direction has gained attention from NLP communities following increased needs to combat and mitigate potential harms coming from the generation and dissemination of false information in online spaces (Wu et al., 2019). In SOCKET we include tasks that require identifying perceived trust from several dimensions: impartiality (Pryzant et al., 2020), deception (Ott et al., 2011), propaganda (Martino et al., 2020), rumor (Ma et al., 2017) and bragging, as it is considered to be “unplain speaking” (Haiman, 1998; Jin et al., 2022).

Other Social Factors Finally, we include tasks of a more discursive and rhetorical type, that are understood to be more reliant on the contextual elements of social distance, power, and solidarity. In SOCKET, the tasks included are empathy (Buechel et al., 2018), politeness (Hayati et al., 2021; Fu et al., 2020), intimacy (Pei and Jurgens, 2020) and complaints (Preoȃiuc-Pietro et al., 2019). Politeness, like humor, is understood to be a non-cooperative prosocial behavior but unlike humor, is concerned with the act of “saving face” (Brown and Levinson, 1987). Empathy, shown to be closely related to politeness (Fukushima and Haugh, 2014), is heavily reliant on social positions in the context of the conversation (Macagno et al., 2022). Intimacy, however, has been shown to be more dependent on notions of time and space between people in dialogue (Márquez Reiter and Frohlich, 2020).

3.3 Dataset Summary

The final SOCKET benchmark contains 58 tasks from 35 datasets, grouped into the five categories shown in Figure 1. We denote multiple tasks from the same dataset by adding the task name as a suffix following the dataset name and # symbol.

The collection of tasks chosen for SOCKET makes it a comprehensive benchmark to measure language models’ abilities to capture underlying social information. Motivated by theories of systemic functional linguistics and interpersonal pragmatics, SOCKET cuts across a number of dimensions of interpersonal communication, allowing it to also be a tool to better understand and interpret co-learning abilities and dependencies in sociolinguistic tasks. Having this ability allows researchers and users to more efficiently and effectively deploy NLP methods by providing empirical results on the limits and affordances of a variety of out-of-domain social language tasks.

In total, SOCKET spans 2,616,342 items across

all tasks, including 269,246 samples in the test set. However, experimenting with an evaluation set of size can be prohibitive due to model size, available resources, and considerations of the environment. Therefore, we also release a subset of our data as SOCKETTE (SOCKET but Tinier) that contains at most 1000 items per task in the test set, reducing the test set to 43,731 samples. In Appendix B.3, we show that performance on SOCKETTE is highly correlated and we hope that this smaller subset enables more rapid progress.

4 Benchmarks on the Social Knowledge Capabilities of LLMs

We first train and evaluate several commonly used multitask LLMs on our datasets to obtain benchmark results, which provide a first glimpse of how good LLMs are at learning social knowledge tasks. Experiment details are described in Appendix §B.

4.1 Training Methods

BERT-based Finetuning We first apply the standard process of fine-tuning on pretrained LLMs. We select two of the most popular LLMs - BERT (Devlin et al., 2019) and RoBERTa (Liu et al., 2019) - as well as two lightweight models known to achieve high performance on finetuning tasks - DeBERTa-V3 (He et al., 2021) and MiniLM (Wang et al., 2020).

Prompt-based finetuning Prompt-based finetuning has emerged as a flexible and effective means of adapting models to downstream tasks (Wei et al., 2021). As a benchmark, we include the performances of a T5 model (Raffel et al., 2020) trained on each task via finetuning. We manually design prompts for each task. For classification tasks, we use verbalizers to map the class to word labels and for regression tasks, we adopt a method similar to Gao et al. (2021) in that we use two anchor words “Yes” and “No” and consider the probability of predicting “Yes” as the final score. For span-based tasks, we train the model to directly generate the sequence outputs. A list of prompts can be found in Table 8 and Table 9 in the Appendix.

Zero-shot predictions We further apply our designed prompts to test the performances of LLMs in a zero-shot setting where no further finetuning is performed. Using the same prompts proposed in Table 8, we test SOCKET on several widely used LLMs: GPT (Radford et al., 2018), GPT-J-6B (Wang and Komatsuzaki, 2021), OPT

Category	Model	No. params (B)	Humor & Sarcasm	Offens.	Sent. & Emo.	Social Factors	Trust.	CLS	PAIR	REG	SPAN	Avg.
baseline	majority		0.27	0.42	0.12	0.25	0.41	0.39	0.34	0.50	0.00	0.32
	random		0.40	0.35	0.17	0.36	0.35	0.38	0.51	0.50	0.00	0.32
zero-shot	EleutherAI-gpt-j-6b	6	0.39	0.35	0.29	0.33	0.28	0.32	0.26	0.50	0.08	0.32
	alpaca-native	7	0.39	0.44	0.45	0.55	0.31	0.42	0.48	0.57	0.17	0.43
	bigscience-bloomz-7b1	7	0.50	0.49	0.43	0.53	0.45	0.49	0.51	0.56	0.09	0.48
	cerebras-Cerebras-GPT-6.7B	6.7	0.42	0.39	0.30	0.36	0.34	0.35	0.33	0.52	0.13	0.36
	decapoda-research-llama-13b	13	0.49	0.43	0.36	0.42	0.31	0.38	0.52	0.53	0.17	0.40
	facebook-opt-13b	13	0.31	0.40	0.19	0.22	0.28	0.31	0.25	0.49	0.13	0.31
	google-flan-t5-xxl	11	0.66	0.56	0.52	0.60	0.49	0.56	0.64	0.63	0.17	0.55
	t5-3b	3	0.34	0.41	0.27	0.32	0.35	0.36	0.36	0.49	0.13	0.36
	llama2-7b-chat	7	0.39	0.27	0.33	0.34	0.24	0.25	0.38	0.56	0.18	0.29
	GPT-3.5		0.64	0.55	0.57	0.65	0.45	0.57	0.49	0.67	0.21	0.56
	bert-base-uncased	0.11	0.78	0.76	0.65	0.70	0.62	0.70	0.79	0.77	0.55	0.71
	roberta-base	0.086	0.79	0.77	0.68	0.72	0.63	0.70	0.83	0.79	0.64	0.72
finetuning	deberta-v3	0.098	0.83	0.77	0.70	0.72	0.66	0.72	0.87	0.79	0.63	0.73
	MiniLM	0.066	0.77	0.72	0.61	0.67	0.58	0.66	0.78	0.69	0.57	0.67
	T5*	0.25	0.68	0.72	0.55	0.59	0.47	0.65	0.66	0.45	0.54	0.62

Table 2: A comparison of the benchmark performances of different models and training schemes. Best-performing instances are shown in bold. The best performing parameter size for each zero-shot model is shown (cf. Figure 1). A full comparison of all models across all settings can be found in Table 4 in the Appendix. The performances on each individual task using a DeBERTa-V3 model can be found in Table 10 in the Appendix.

(Zhang et al., 2022), T5 (Raffel et al., 2020), LLaMA (Touvron et al., 2023a), LLaMA-2 (Touvron et al., 2023b), BLOOM (Workshop et al., 2023), BLOOMZ (Muennighoff et al., 2022), FLAN-T5 (Chung et al., 2022b), RedPajama (Computer, 2023), and Alpaca (Taori et al., 2023; Wang et al., 2022b). We also evaluate the performance of GPT-3.5³ using OpenAI’s API. Samples for which a model does not provide an appropriate label are automatically marked as incorrect. For each LLM variant, we test zero-shot results for different model sizes ranging between 110M and 13B parameters, which we report in Table 4 in the Appendix.

4.2 Results

We compare model performances across category type and task type as shown in Table 2. Each reported value is the average of the scores on every task within the specified group. The rationale behind using a unified average score is to provide a high-level comparison of the performances of zero-shot and fine-tuned models under various settings, including task type (regression/classification/pair/span) as well as dimension of social knowledge.

DeBERTa-V3 achieves the best overall performance after full training on each of the SOCKET datasets, followed by other BERT-based models. The prompt-based finetuning of T5 performs worse than standard finetuning, especially on the pairwise classification and regression tasks. Meanwhile, most zero-shot models perform only slightly better than the baseline, indicating that prompting alone does not elicit correct social knowledge—though

two models, google-flan-t5-xxl and GPT3.5, are much closer in performance to supervised models.

Social knowledge can be hard to infer Our benchmark results reveal that even our best-performing model leaves significant room for improvement, scoring just above 0.7 overall—compared with the models’ analogous performance on syntactic and discourse NLU tasks (He et al., 2021) which are often much higher. A comparison among categories of social knowledge reveals that humor & sarcasm is generally the easiest to detect, while trustworthiness is the hardest. This performance gap can be attributed to the level of understanding required for each dimension - while detecting humor or other social emotions can often be correlated with cues such as sentiment, detecting the level of trust within sentences requires more understanding of the context and may be harder to detect using computational models (Choi et al., 2020). At a task level, we observe that models struggle most in span detection tasks. This is a complex task due to its open-ended nature, and thus BERT-based finetuning does not perform as well as in other types of tasks. We highlight that learning the various aspects of social knowledge is indeed a challenge for current LLMs, and thus call for the need for future models with improved social capabilities.

Supervised models significantly outperform zero-shot models Table 2 reveals that despite being much smaller in the number of parameters, finetuning supervised models such as MiniLM leads to much better performance than zero-shot models using state-of-the-art LLMs. All the zero-shot LLMs performed poorly, many on par with random baselines, apart from FLAN-T5. Figure 1 shows

³<https://platform.openai.com/docs/models/gpt-3-5>

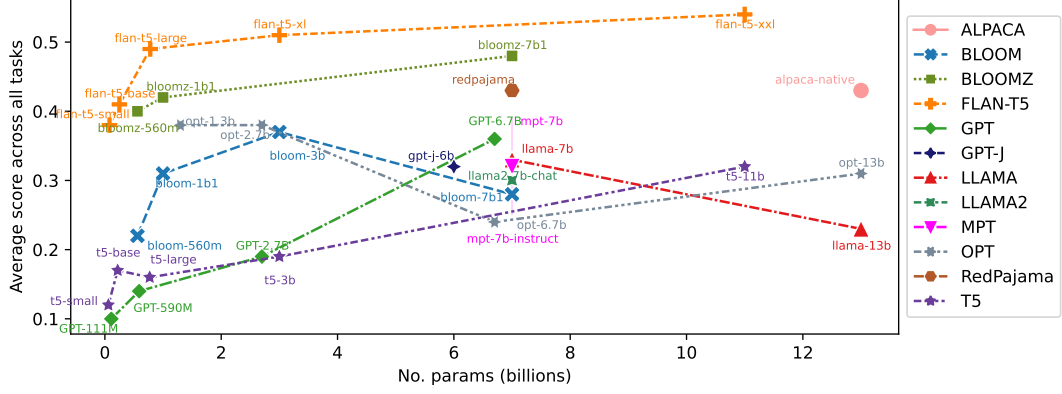


Figure 1: A comparison of LLMs on the aggregated scores tested on SOCKET under zero-shot settings. The overall performances vary greatly by model architecture, while larger models do not always guarantee better performance.

a detailed picture of how different LLM parameter sizes influence the ability to comprehend social knowledge tasks in a zero-shot setting. Surprisingly, we find that of the various training schemes FLAN-T5 is by far the most effective for inferring social knowledge, even with relatively small models. We speculate this performance is due to its initial pretraining on more than 1,000 tasks.

More parameters do not guarantee more social knowledge Another general trend we observe is a weak correlation between the number of parameters and overall performance within the same model architecture ($\rho = 0.266$, $p = .08$). This is to some extent determined by the model’s ability to understand the task itself given an instruction prompt as well as a sample input, as larger models are capable of understanding a wider variety of tasks (cf. Appendix Table 6). Of course, it is also possible that larger LLMs could encode a greater amount of social knowledge through their greater parameter sizes. Interestingly, we observe that for some models, larger size does not always guarantee better performance. This is the case especially for BLOOM, T5 and GPT, where the largest model is not always the best performer within the group.

Models varied in the ability to follow instructions (Appendix Table 6). As expected, instruction-tuned models like FLAN-T5 and Alpaca are generally able to follow the prompt instructions, while other models may generate answers that are not provided in the options. For our social tasks, instruction-following was not significantly correlated with model size ($\rho=0.08$, $p=0.60$). Thus, lower model performance in Figure 1 is, in part, due to models being unable to answer questions relating to social knowledge.

When models are able to answer the question, are they right? Restricting only to instances in which a model outputs a valid answer reveals heterogeneity among different model groups (Figure 3), showing an interplay between model size, coverage, and performance. For architectures such as FLAN-T5 or BLOOMZ we observe a positive correlation between parameter size and performance, both in its ability to understand instructions and to make correct predictions. On the other hand, for certain architectures having larger parameters can actually make it worse at understanding instructions (e.g. LLaMA) or predicting correctly (e.g. OPT). Recognizing that measuring of instruction understanding and the accuracy of an LLM both depend on how strictly one chooses to map the predictions to an answer, overall, our results suggest that while LLMs do contain the potential for understanding social knowledge, additional steps such as finetuning or instruction tuning are likely needed for better social understanding.

5 Do we see Cross-task Transfer of Social Knowledge?

In this section, we examine the relations and dependencies between tasks using the predictions of LLMs trained on different tasks and test for dependencies between tasks that are predicted by theory.

Quantifying Task Dependency We quantify the dependency between two tasks as follows. We finetune a pretrained LLM on task t_A to obtain a model m_A , which is used to make predictions on the test set of another task t_B . The correlation between the predicted values from model m_A and the true labels of the test set of t_B is considered as the task

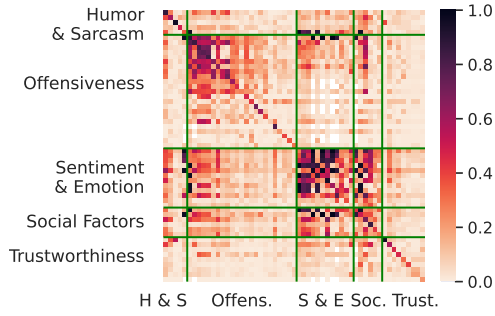


Figure 2: Heatmap of task dependency among all task pairs, annotated at category level. Each value represents the absolute strength of correlation between the true labels of the test set of a specific task (columns) and the predictions made on that task using a model trained on a different task (rows). We observe strong correlations, especially within the Offensiveness, Sentiment & Emotion, and Social Factors categories. A larger version labeled at the task level is shown in Appendix Figure 6.

dependency that t_A has on t_B . We report the absolute correlation value, as negatively correlated tasks are still informative. We describe how the correlations are obtained across different task types in the Appendix (§B.6). Span identification tasks are omitted from this analysis, resulting in 55×55 scores. We also measure the pairwise correlation between models m_A and m_B as well as task dependency to gain an additional perspective of task similarity. Details for the model correlation can be found in Appendix §B.6 and Figure 7.

The task dependencies for all task pairs, shown in Figure 2, reveal salient block structures within the category,⁴ especially for the Offensiveness, Sentiment & Emotion, and Social Factors categories, suggesting the existence of shared knowledge within our thematically grouped tasks. These correlations align with existing findings from interpersonal pragmatics on the relationships between social knowledge. For instance, increased self-disclosure or pain-related interactions are known to promote both intimacy (*questionintimacy*) and empathy (*empathy*) (Parks, 1981; Cano and Williams, 2010), two elements within the Social Factors category, while the usage of emojis (*tweet_emoji*) as effective symbols are indicative of emotional states such as valence (*emobank#_valence*) and arousal (*emobank#_arousal*) (Fischer and Herbert, 2021), which belong to the Sentiment & Emotion category.

The Offensiveness category shows mixed results in comparison with Arango et al. (2019), whose

results show that hate speech datasets are often overfit and do not generalize well to other similar datasets. Figures 2 & 6, however, show that of the seven datasets included in SOCKET, five of them included at least one task which showed comparable correlations when tested both within and out of domain. Indeed, *PersonDirectedAbuse*, a task labeled for offensive language specifically directed towards an individual, is actually predicted better by models fine-tuned on jigsaw# tasks than it was on its own.

Interestingly, correlations are scarce within the Humor & Sarcasm, and Trustworthiness categories. This is consistent with findings from (Hu et al., 2022b) which show that models without exposure to linguistic forms lack the requisite social information to perform well on non-literal pragmatic phenomena such as humor and deceit.

Another notable individual task is *humor_rating* from the Humor & Sarcasm dataset, which performs well as both the fine-tuning and predicted task alongside a number of tasks from the Emotion & Sentiment category—particularly discretized emotion tasks, as well as *hateoffensive* in the Offensiveness category—which labels comments as either “hateful,” “offensive,” or neither. While relationships between offensiveness and humor have been theorized as early as Freud (1960) and sentiment recognition has been shown to bolster offensive language detection (Liu, 2012), relatively little has been said regarding connections between the three categories and thus, this result presents an opportunity for further research.

We observe that *politeness* shows strong transfer with many of the offensive and hate speech detection tasks in the SOCKET benchmark. In particular, those tasks with high correlation within the offensive category are highly correlated in predicting the politeness classification task. This finding is supported by literature showing that impoliteness can fall under the umbrella of offensive language (Bączkowska, 2021) and, although key differences exist in the pragmatics of the two, the constructs are closely related (Parvaresh, 2023; Culpeper, 2021).

Interestingly, regression tasks (from the *hackathon*, *emobank*, and *empathy* datasets) in general have strong correlations with several other tasks. This trend suggests that tasks labeled with continuous variables may have more expressive power compared to ordinal or nominal categorization, and thus have a higher potential for stronger

⁴See Figure 6 for fully labeled version.

task dependencies. However, the magnitude of the correlation may be influenced by the relative value distributions of different correlation methods. This finding calls for a need for more datasets with continuous labels, which requires more effort but allows models to capture more fine-grained concepts of social knowledge.

6 Can Multi-task Training improve Social Knowledge?

Our findings reveal significant task transfer, both within and across task categories, which hints at shared knowledge among tasks. Linguistics studies of social language also note the interrelated perceptions of different dimensions such as humor and offensiveness (Culpeper, 2021; Attardo, 2008; Alberts, 1992; LI Hai-hui, 2019). We now examine whether LLMs can learn a more robust sense of social knowledge by training on multiple tasks.

Experimental Setup Recent studies have explored the possibility of multi-task training on LLMs, which is training a single model on several different tasks simultaneously, with effects of improving its performance on both seen and unseen tasks (Aghajanyan et al., 2021; Padmakumar et al., 2022). We apply multi-task training on SOCKET, but make one clear distinction from prior work. Whereas previous studies have shown that multi-task training is especially effective when the grouped tasks are of similar types (Padmakumar et al., 2022), we introduce a new setting by grouping tasks instead by our defined categories of social knowledge. We expect that same-category tasks contain social knowledge that can be shared across tasks, resulting in LLMs that learn a more robust concept of the specific dimension than when trained on single tasks.

A popular method for multi-task training is pre-finetuning (Aghajanyan et al., 2021; Shi et al., 2022), which involves a first stage of finetuning on multiple tasks using task-specific heads on a shared encoder, then re-using the encoder for downstream tasks. We apply pre-finetuning in two different settings: (1) *category-wise tasks*, where we perform pre-finetuning on tasks grouped to the same category, and (2) *all tasks*, where all tasks of SOCKET are included in the pre-finetuning stage. Consistent with prior work, we perform the second finetuning stage on individual tasks using the pre-finetuned model as initial weights (Aghajanyan et al., 2021). Other training details are identical to §4.

Results Multitask training had little to negative ef-

Category	Model type		
	Single task	Category-wise	All tasks
Humor & Sarcasm	0.76	0.76	0.74*
Offensiveness	0.76	0.76	0.76
Sentiment & Emotion	0.64	0.64	0.62
Social Factors	0.67	0.67	0.66
Trustworthiness	0.66	0.64*	0.62*

Table 3: The performances of different multi-task settings aggregated at category level. Numbers with * indicate cases where the prediction results significantly differ from the single task setting (paired t-tests).

fect on task performance (Table 3). Although some tasks did benefit from being co-trained within category (Appendix Table 10)—particularly the Offensiveness category—when aggregated at the category level, the average performance is worse. In particular, the Humor & Sarcasm and Trustworthiness categories have the lowest levels of within-task and cross-task dependencies (§5). The performance drop is less strong in categories with high dependency, indicating that while multi-task training on similar tasks may not always improve performance, task-relatedness can help preserve performance when also learning task-specific new concepts. Together, our results suggest multi-task training on unrelated social tasks hurts overall performance—a result contrary to social science expectations of how social information is processed—and points to a need to further investigate cases when applying multi-task training as a practice to improve the social knowledge of LLMs.

7 Conclusion

People increasingly interact with LLMs in natural conversation. To what degree are these models able to pick up on the social cues? To help answer this question, we introduce SOCKET, an NLP benchmark to evaluate how well models perform at learning and recognizing concepts of social knowledge. We provide benchmark results using several popular models and provide case studies of studying the inherent social capabilities of LLMs in a zero-shot setting. Surprisingly, LLMs perform moderately at best, with even large LLMs (>10b parameters) varying widely in their abilities. Additionally, we show that there exist significant task dependencies both within and across task categories, and that multi-task training on task categories can affect model performance. Our work contributes to the broader NLP community by fostering future efforts toward building and evaluating more socially responsible and coherent LLMs.

8 Limitations

Cross-cultural and multilingual expansions

Culture is an important aspects of understanding language, especially within the broader setting of multilingual NLP. In this study, however, we make a clear distinction between cultural knowledge and social knowledge, the latter of which is our focus for this study. Our work is grounded in social-psychological theory and the sociolinguistics of interpersonal communication, especially dyadic communication. Such studies are often aimed at phenomena that are widely shared across cultures while recognizing that cultural variation exists within how those phenomena are perceived. In contrast, work in anthropology or cultural studies provides a different perspective and grounding. Such work frequently focuses on cross-cultural perspectives and what is or is-not shared across cultures. For example, in language, the interpretation of whether something is polite can depend on gender norms (Mills, 2004) and cultural (Lorenzo-Dus and Bou-Franch, 2003), highlighting the potential context sensitivity. Similarly, the perception of toxicity can depend on the cultural identities of the reader (Sap et al., 2019a; Ghosh et al., 2021). While highly valuable to study, cultural knowledge is a separate construct from social knowledge (though interrelated) and not the focus of this benchmark, though we hope that our work inspires other benchmarks to help assess such differences.

Regarding multilingual data, SOCKET currently contains tasks based in English due to the limited availability of tasks in non-English. While there are a few datasets such as HAHA (Chiruzzo et al., 2020) in Spanish and DeTox (Demus et al., 2022) in German, we were not able to find sufficient numbers yet to provide a meaningful grouping. This highlights the importance of constructing datasets and frameworks capable of capturing social knowledge for a wide variety of languages, which we consider an important future step.

Additional dimensions and forms of social knowledge

Interpersonal communication conveys a richness of different social information and despite our extensive literature review and data curation process, we fully acknowledge that other dimensions of social knowledge are not included in our current benchmark. In creating SOCKET, our aim was to focus on diverse categories of social knowledge that have multiple tasks in order to

get a more robust assessment of model capabilities, e.g., multiple tests of a model’s ability to recognize humor, in order to avoid the pitfalls of ascribing progress on the basis of a single task alone (Subramonian et al., 2023). Nevertheless, SOCKET omits several notable dimensions or forms of social knowledge. Some social aspects of language such as pragmatic polysemy (Carston, 2021; Apressjan, 1974) and idioms (Strässler, 1982) either had too few similar datasets to form a theory-backed category, or there were no existing NLP datasets to test the construct. The latter is the case, especially in the case of linguistic techniques unique to recognize when a speaker is adopting community-specific dialects such as African-American English (Hyter et al., 2015; Rivers et al., 2012; Allan, 2007) and Queer Language (Barrett, 2006; Huebner, 2021; Harvey, 2000).

Social language understanding happens within a static, unspecified context for the current tasks in SOCKET. However, the social context in which a message is said can dramatically alter its meaning. NLP is just beginning to incorporate the social context into language understanding (Hovy and Yang, 2021). While a handful of datasets have begun to explore modeling context explicitly, such as through the preceding conversation (Pavlopoulos et al., 2020; Menini et al., 2021), the identity of the speaker (Almagro et al., 2022), the social relationship between speakers (Jurgens et al., 2023), or explicit social norms (Park et al., 2021), there are currently too few of such tasks to compose a comprehensive benchmark with which to measure progress. Future datasets and benchmarks will be needed to study understanding social knowledge when controlling for context.

Thus, SOCKET represents a starting point for modeling models’ abilities and provides room for improvement via the addition of new categories or constructs, as additional data becomes available. Further inclusion of other dimensions and corresponding tasks should be an ongoing goal.

Benchmarks as markers of progress SOCKET fills a current gap for assessing the capabilities of LLMs on understanding social language. However, benchmarks as constructs have been rightly critiqued as markers of progress in NLP (e.g., Bowman and Dahl, 2021; Schlangen, 2021; Subramonian et al., 2023), due to aspects such as changing or narrowing the field’s definition of a task, overemphasizing or overselling progress in a particular

area, or encouraging leaderboard chasing. In designing SOCKET, we aimed to directly address the pitfalls of benchmark design by selecting a diverse set of social language understanding tasks that mirrored human capabilities recognized in social science studies; this selection helps ensure a broad measure of performance and that “progress” is not due to improved performance on one type of task. However, the benchmark itself does not capture all of social knowledge (nor do we claim as such) and we view it only as a starting point—a yardstick by which to measure current systems—with a need for new tasks and benchmarks as models advance in their social reasoning capabilities.

The use of a single metric to measure progress in an area or task can mask meaningful insight and fail to contextualize performance. While we follow common practice in NLP (e.g., Wang et al., 2018, 2019; Muennighoff et al., 2023) and report a single mean score in Table 2, the design of SOCKET includes specific task categories and types designed to easily and meaningfully inspect what is ultimately contributing to the single score—e.g., are models performing well in classification but poorly in span recognition? Nevertheless, this design is a trade-off: A single score can and likely does promote leaderboard chasing by setting a clear goal to pursue, while completely disaggregated scores like those in Table 4 become unwieldy and make it hard to assess whether meaningful progress is being made when comparing two models. Here, we have opted to report both the overall average and averages for each category and type (10 scores total) in an attempt to balance these two tensions.

Technical limitations One major limitation of the current benchmark is we only tested LLMs that have up to 13B parameters. Recent studies show that the LLMs may start to show emergent abilities when they are scaled up above a certain threshold (Wei et al., 2022). Due to limited computational and financial resources, we are not able to test all very large language models, though we welcome future researchers to work on our benchmark and evaluate the sociability of new and larger LLMs.

Finally, our zero-shot model performance used curated prompts on pretrained models without any further finetuning. While it is widely known that instruction-based finetuning specific to downstream tasks can greatly improve performance, we deliberately chose not to do so. Finetuning LLMs with billions of parameters can leave a large carbon foot-

print, which we avoid for both financial and environmental reasons (Hu et al., 2021; Liu et al., 2022; Lester et al., 2021).

9 Ethical Considerations

The interpretation of social information in communication is highly subjective in that it can largely vary depending on demographic and contextual factors. Nevertheless, several NLP datasets are created via crowdsourcing, which raises concerns on whether the dataset’s labels are truly representative of our society (Talat et al., 2022). Even within our benchmark, there is the possibility that for tasks such as offensiveness or humor the crowdsourced labels may undermine phrases that might disregard a specific demographic group, which may be inevitably picked up by LLMs that are trained and evaluated on these datasets. Improved versions of our benchmark should include datasets that are more inclusive in such contexts, which we call for future work.

There has been increasing concern over the amount of computing resources required for conducting deep learning research at scale, especially regarding LLMs where task performance is improved through larger datasets, increased model parameters, and longer training hours. The time and amount of computing resources required for training LLMs has become nontrivial (Bender et al., 2021), and it has been increasingly aware among machine learning practitioners to consider the carbon footprint of models and computing methods to minimize risks of global warming. This, combined with limited transparency of experiment results, may harm the very concept of open science. Keeping this in mind, we focused on conducting easily reproducible experiments that can be run on a single GPU within the time frame of hours or a couple of days at the longest. Some of our findings contribute towards this rightful direction, as can be seen in our investigation on multi-task training.

More importantly, we highlight the fact that the main contribution of our study is a thoroughly designed public framework of tasks for examining the social knowledge of LLMs. While it is indeed important to develop and improve LLMs that can perform better on several tasks, we believe that correctly evaluating the level of social knowledge engraved in these models is an equally important task. Without such scrutiny, the users of LLMs deployed in practical settings may be vulnerable to

socially undesirable or unethical content. We sincerely hope that our efforts in producing SOCKET can ease difficulties of conducting future studies that aim to examine and improve the social understanding of LLMs.

Acknowledgments

The authors thank reviewers for their timely and valuable feedback on the paper, with a special shout-out to R1 for their very detailed feedback which certainly made this paper better. We also thank the members of the Center for Social Media Responsibility, especially Paul Resnick and James Park for their support which enabled the initiation of this project. This work was supported by the National Science Foundation under Grant Nos. IIS-2007251, IIS-2143529, and 2137469. The third author was partially supported by grant SES-2200228 from the National Science Foundation.

References

- Ralph Adolphs. 2009. The social brain: neural basis of social knowledge. *Annual review of psychology*, 60:693–716.
- Armen Aghajanyan, Anchit Gupta, Akshat Shrivastava, Xilun Chen, Luke Zettlemoyer, and Sonal Gupta. 2021. [Muppet: Massive multi-task representations with pre-finetuning](#). In *Proceedings of the 2021 Conference on Empirical Methods in Natural Language Processing*, pages 5799–5811, Online and Punta Cana, Dominican Republic. Association for Computational Linguistics.
- JK Alberts. 1992. Teasing and sexual harassment: Double-bind communication. *Constructing and re-constructing gender: The links among communication, language, and gender*, 10:185.
- Keith Allan. 2007. [The pragmatics of connotation](#). *Journal of Pragmatics*, 39(6):1047–1057.
- Manuel Almagro, Ivar R Hannikainen, and Neftalí Vilanueva. 2022. Whose words hurt? contextual determinants of offensive speech. *Personality and Social Psychology Bulletin*, 48(6):937–953.
- Ju D Apresjan. 1974. Regular polysemy.
- Aymé Arango, Jorge Pérez, and Barbara Poblete. 2019. [Hate speech detection is not as easy as you may think: A closer look at model validation](#). In *Proceedings of the 42nd International ACM SIGIR Conference on Research and Development in Information Retrieval, SIGIR’19*, page 45–54, New York, NY, USA. Association for Computing Machinery.
- Salvatore Attardo. 2008. [Semantics and Pragmatics of Humor](#). *Language and Linguistics Compass*, 2(6):1203–1215.
- Francesco Barbieri, Jose Camacho-Collados, Francesco Ronzano, Luis Espinosa-Anke, Miguel Ballesteros, Valerio Basile, Viviana Patti, and Horacio Saggion. 2018. [SemEval 2018 Task 2: Multilingual Emoji Prediction](#). In *Proceedings of the 12th International Workshop on Semantic Evaluation*, pages 24–33, New Orleans, Louisiana. Association for Computational Linguistics.
- Lisa Feldman Barrett, Kristen A Lindquist, and Maria Gendron. 2007. Language as context for the perception of emotion. *Trends in cognitive sciences*, 11(8):327–332.
- Rusty Barrett. 2006. Queer talk. *Encyclopedia of Language & Linguistics*, 10:316–323.
- Valerio Basile, Cristina Bosco, Elisabetta Fersini, Debora Nozza, Viviana Patti, Francisco Manuel Rangel Pardo, Paolo Rosso, and Manuela Sanguinetti. 2019. [SemEval-2019 Task 5: Multilingual Detection of Hate Speech Against Immigrants and Women in Twitter](#). In *Proceedings of the 13th International Workshop on Semantic Evaluation*, pages 54–63, Minneapolis, Minnesota, USA. Association for Computational Linguistics.
- Emily M. Bender, Timnit Gebru, Angelina McMillan-Major, and Shmargaret Shmitchell. 2021. On the dangers of stochastic parrots: Can language models be too big? In *Proceedings of the 2021 ACM Conference on Fairness, Accountability, and Transparency, FAccT ’21*, page 610–623.
- Julia Birke and Anoop Sarkar. 2006. [A Clustering Approach for Nearly Unsupervised Recognition of Non-literal Language](#). In *11th Conference of the European Chapter of the Association for Computational Linguistics*, pages 329–336, Trento, Italy. Association for Computational Linguistics.
- Su Lin Blodgett, Lisa Green, and Brendan O’Connor. 2016. [Demographic dialectal variation in social media: A case study of African-American English](#). In *Proceedings of the 2016 Conference on Empirical Methods in Natural Language Processing*, pages 1119–1130, Austin, Texas. Association for Computational Linguistics.
- Samuel R Bowman and George E Dahl. 2021. What will it take to fix benchmarking in natural language understanding? In *2021 Conference of the North American Chapter of the Association for Computational Linguistics: Human Language Technologies, NAACL-HLT 2021*, pages 4843–4855. Association for Computational Linguistics (ACL).
- Penelope Brown and Stephen C. Levinson. 1987. *Politeness: some universals in language usage*. Number 4 in Studies in interactional sociolinguistics. Cambridge University Press, Cambridge [Cambridgeshire] ; New York.

- Penelope Brown, Stephen C Levinson, and Stephen C Levinson. 1987. *Politeness: Some universals in language usage*, volume 4. Cambridge university press.
- Sven Buechel, Anneke Buffone, Barry Slaff, Lyle Ungar, and João Sedoc. 2018. Modeling empathy and distress in reaction to news stories. In *Proceedings of the 2018 Conference on Empirical Methods in Natural Language Processing (EMNLP 2018)*.
- Sven Buechel and Udo Hahn. 2017. [EmoBank: Studying the Impact of Annotation Perspective and Representation Format on Dimensional Emotion Analysis](#). In *Proceedings of the 15th Conference of the European Chapter of the Association for Computational Linguistics: Volume 2, Short Papers*, pages 578–585, Valencia, Spain. Association for Computational Linguistics.
- Anna Bączkowska. 2021. [“You’re too thick to change the station” – Impoliteness, insults and responses to insults on Twitter](#). *Topics in Linguistics*, 22(2):62–84.
- Annamarie Cano and Amanda C de C Williams. 2010. Social interaction in pain: Reinforcing pain behaviors or building intimacy? *PAIN@*, 149(1):9–11.
- Robyn Carston. 2021. [Polysemy: Pragmatics and sense conventions](#). *Mind & Language*, 36(1):108–133.
- Luis Chiruzzo, Santiago Castro, and Aiala Rosá. 2020. [HAHA 2019 dataset: A corpus for humor analysis in Spanish](#). In *Proceedings of the Twelfth Language Resources and Evaluation Conference*, pages 5106–5112, Marseille, France. European Language Resources Association.
- Minje Choi, Luca Maria Aiello, Krisztián Zsolt Varga, and Daniele Quercia. 2020. Ten social dimensions of conversations and relationships. In *Proceedings of The Web Conference 2020*, pages 1514–1525.
- Hyung Won Chung, Le Hou, Shayne Longpre, Barret Zoph, Yi Tay, William Fedus, Eric Li, Xuezhi Wang, Mostafa Dehghani, Siddhartha Brahma, et al. 2022a. Scaling instruction-finetuned language models. *arXiv preprint arXiv:2210.11416*.
- Hyung Won Chung, Le Hou, Shayne Longpre, Barret Zoph, Yi Tay, William Fedus, Yunxuan Li, Xuezhi Wang, Mostafa Dehghani, Siddhartha Brahma, Albert Webson, Shixiang Shane Gu, Zhuyun Dai, Mirac Suzgun, Xinyun Chen, Aakanksha Chowdhery, Alex Castro-Ros, Marie Pellat, Kevin Robinson, Dasha Valter, Sharan Narang, Gaurav Mishra, Adams Yu, Vincent Zhao, Yanping Huang, Andrew Dai, Hongkun Yu, Slav Petrov, Ed H. Chi, Jeff Dean, Jacob Devlin, Adam Roberts, Denny Zhou, Quoc V. Le, and Jason Wei. 2022b. [Scaling instruction-finetuned language models](#).
- Junyoung Chung, Çağlar Gülçehre, KyungHyun Cho, and Yoshua Bengio. 2014. [Empirical evaluation of gated recurrent neural networks on sequence modeling](#). *CoRR*, abs/1412.3555.
- Together Computer. 2023. [Redpajama: An open source recipe to reproduce llama training dataset](#).
- Harald Cramér. 1999. *Mathematical methods of statistics*, volume 43. Princeton university press.
- CrowdFlower. 2016. The emotion in text, published by crowdflower. <https://data.world/crowdflower/sentiment-analysis-in-text>. Accessed: 2023-01-14.
- CrowdTruth. 2016. [Short text corpus with focus on humor detection](#). Original-date: 2016-05-10T12:48:54Z.
- Jonathan Culpeper. 2021. [Impoliteness and hate speech: Compare and contrast](#). *Journal of Pragmatics*, 179:4–11.
- Giovanni Da San Martino, Alberto Barrón-Cedeño, Henning Wachsmuth, Rostislav Petrov, and Preslav Nakov. 2020. [SemEval-2020 Task 11: Detection of Propaganda Techniques in News Articles](#). In *Proceedings of the Fourteenth Workshop on Semantic Evaluation*, pages 1377–1414, Barcelona (online). International Committee for Computational Linguistics.
- Cristian Danescu-Niculescu-Mizil, Moritz Sudhof, Daniel Jurafsky, Jure Leskovec, and Christopher Potts. 2013. A computational approach to politeness with application to social factors. In *Annual Meeting of the Association for Computational Linguistics*.
- Thomas Davidson, Dana Warmusley, Michael Macy, and Ingmar Weber. 2017. [Automated Hate Speech Detection and the Problem of Offensive Language](#). *Proceedings of the International AAAI Conference on Web and Social Media*, 11(1):512–515. Number: 1.
- Christoph Demus, Jonas Pitz, Mina Schütz, Nadine Probol, Melanie Siegel, and Dirk Labudde. 2022. [Detox: A comprehensive dataset for German offensive language and conversation analysis](#). In *Proceedings of the Sixth Workshop on Online Abuse and Harms (WOAH)*, pages 143–153, Seattle, Washington (Hybrid). Association for Computational Linguistics.
- Jacob Devlin, Ming-Wei Chang, Kenton Lee, and Kristina Toutanova. 2019. [BERT: pre-training of deep bidirectional transformers for language understanding](#). In *Proceedings of the 2019 Conference of the North American Chapter of the Association for Computational Linguistics: Human Language Technologies, NAACL-HLT 2019, Minneapolis, MN, USA, June 2-7, 2019, Volume 1 (Long and Short Papers)*, pages 4171–4186. Association for Computational Linguistics.
- Suzanne Eggins. 2004. *Introduction to systemic functional linguistics*. A&c Black.
- Paul Ekman. 1992. [An argument for basic emotions](#). *Cognition and Emotion*, 6(3-4):169–200. Publisher: Routledge _eprint: <https://doi.org/10.1080/02699939208411068>.

- Mai ElSherief, Caleb Ziems, David Muchlinski, Vaishnavi Anupindi, Jordyn Seybolt, Munmun De Choudhury, and Diyi Yang. 2021. [Latent Hatred: A Benchmark for Understanding Implicit Hate Speech](#). In *Proceedings of the 2021 Conference on Empirical Methods in Natural Language Processing*, pages 345–363, Online and Punta Cana, Dominican Republic. Association for Computational Linguistics.
- Ibrahim Abu Farha, Silviu Vlad Oprea, Steven Wilson, and Walid Magdy. 2022. Semeval-2022 task 6: is-arcasmeval, intended sarcasm detection in english and arabic. In *Proceedings of the 16th International Workshop on Semantic Evaluation (SemEval-2022)*, pages 802–814.
- Brigitte Fischer and Cornelia Herbert. 2021. Emoji as affective symbols: affective judgments of emoji, emoticons, and human faces varying in emotional content. *Frontiers in psychology*, 12:645173.
- Sigmund Freud. 1960. *Jokes and their relation to the unconscious*. WW Norton & Company.
- Liye Fu, Susan Fussell, and Cristian Danescu-Niculescu-Mizil. 2020. [Facilitating the Communication of Politeness through Fine-Grained Paraphrasing](#). In *Proceedings of the 2020 Conference on Empirical Methods in Natural Language Processing (EMNLP)*, pages 5127–5140, Online. Association for Computational Linguistics.
- Saeko Fukushima and Michael Haugh. 2014. [The role of emic understandings in theorizing im/politeness: The metapragmatics of attentiveness, empathy and anticipatory inference in Japanese and Chinese](#). *Journal of Pragmatics*, 74:165–179.
- Tianyu Gao, Adam Fisch, and Danqi Chen. 2021. [Making pre-trained language models better few-shot learners](#). In *Proceedings of the 59th Annual Meeting of the Association for Computational Linguistics and the 11th International Joint Conference on Natural Language Processing (Volume 1: Long Papers)*, pages 3816–3830, Online. Association for Computational Linguistics.
- Diman Ghazi, Diana Inkpen, and Stan Szpakowicz. 2015. Detecting emotion stimuli in emotion-bearing sentences. In *International Conference on Intelligent Text Processing and Computational Linguistics*, pages 152–165. Springer.
- Deepanway Ghosal, Navonil Majumder, Rada Mihalcea, and Soujanya Poria. 2020. [Utterance-level Dialogue Understanding: An Empirical Study](#). ArXiv:2009.13902 [cs].
- Sayan Ghosh, Dylan Baker, David Jurgens, and Vinodkumar Prabhakaran. 2021. Detecting cross-geographic biases in toxicity modeling on social media. In *Proceedings of the Seventh Workshop on Noisy User-generated Text (W-NUT 2021)*, pages 313–328.
- Herbert P Grice. 1975. Logic and conversation. In *Speech acts*, pages 41–58. Brill.
- John Haiman. 1998. *Talk is cheap: sarcasm, alienation, and the evolution of language*. Oxford University Press, Oxford. OCLC: 252598275.
- Michael AK Halliday. 2004. Introduction: How big is a language? On the power of language. *The language of science*, 5:19–32.
- Michael Alexander Kirkwood Halliday. 1995. *Discourse in society: Systemic functional perspectives*. 50. Greenwood Publishing Group.
- Michael Alexander Kirkwood Halliday, Ruqaiya Hasan, et al. 1989. *Language, context, and text: Aspects of language in a social-semiotic perspective*. Oxford University Press Oxford.
- Keith Harvey. 2000. [Describing camp talk: language/pragmatics/politics](#). *Language and Literature: International Journal of Stylistics*, 9(3):240–260.
- Shirley Anugrah Hayati, Dongyeop Kang, and Lyle Ungar. 2021. [Does BERT Learn as Humans Perceive? Understanding Linguistic Styles through Lexica](#). In *Proceedings of the 2021 Conference on Empirical Methods in Natural Language Processing*, pages 6323–6331, Online and Punta Cana, Dominican Republic. Association for Computational Linguistics.
- Pengcheng He, Jianfeng Gao, and Weizhu Chen. 2021. [Debertav3: Improving deberta using electra-style pre-training with gradient-disentangled embedding sharing](#). *CoRR*, abs/2111.09543.
- Janet Holmes. 2006. [Sharing a laugh: Pragmatic aspects of humor and gender in the workplace](#). *Journal of Pragmatics*, 38(1):26–50. Special Issue: Gender and Humor.
- Nabil Hossain, John Krumm, Michael Gamon, and Henry Kautz. 2020. [SemEval-2020 Task 7: Assessing Humor in Edited News Headlines](#). In *Proceedings of the Fourteenth Workshop on Semantic Evaluation*, pages 746–758, Barcelona (online). International Committee for Computational Linguistics.
- Dirk Hovy and Diyi Yang. 2021. The importance of modeling social factors of language: Theory and practice. In *The 2021 Conference of the North American Chapter of the Association for Computational Linguistics: Human Language Technologies*. Association for Computational Linguistics.
- Edward J. Hu, Yelong Shen, Phillip Wallis, Zeyuan Allen-Zhu, Yuanzhi Li, Shean Wang, Lu Wang, and Weizhu Chen. 2021. [Lora: Low-rank adaptation of large language models](#).
- Jennifer Hu, Sammy Floyd, Olessia Jouravlev, Evelina Fedorenko, and Edward Gibson. 2022a. A fine-grained comparison of pragmatic language understanding in humans and language models. *arXiv preprint arXiv:2212.06801*.

- Jennifer Hu, Sammy Floyd, Olessia Jouravlev, Evelina Fedorenko, and Edward Gibson. 2022b. [A fine-grained comparison of pragmatic language understanding in humans and language models](#). ArXiv:2212.06801 [cs].
- Daniel R Huebner. 2021. Anachronism: The queer pragmatics of understanding the past in the present. *The American Sociologist*, 52(4):740–761.
- Yvette D Hyter, Kenyatta O Rivers, and Glenda DeJarnette. 2015. Pragmatic language of african american children and adolescents. *Topics in Language Disorders*, 35(1):8–45.
- Joshua Conrad Jackson, Joseph Watts, Johann-Mattis List, Curtis Puryear, Ryan Drabble, and Kristen A. Lindquist. 2022. [From text to thought: How analyzing language can advance psychological science](#). *Perspectives on Psychological Science*, 17(3):805–826. PMID: 34606730.
- Liwei Jiang, Jena D. Hwang, Chandra Bhagavatula, Ronan Le Bras, Jenny Liang, Jesse Dodge, Keisuke Sakaguchi, Maxwell Forbes, Jon Borchardt, Saeida Gabriel, Yulia Tsvetkov, Oren Etzioni, Maarten Sap, Regina Rini, and Yejin Choi. 2021. [Can Machines Learn Morality? The Delphi Experiment](#). Publication Title: arXiv e-prints ADS Bibcode: 2021arXiv211007574J.
- Jigsaw. 2017. [Toxic Comment Classification Challenge](#).
- Jigsaw. 2019. [Unintended Bias in Toxicity Classification](#).
- Mali Jin, Daniel Preotiuc-Pietro, A. Seza Doğruöz, and Nikolaos Aletras. 2022. [Automatic Identification and Classification of Bragging in Social Media](#). In *Proceedings of the 60th Annual Meeting of the Association for Computational Linguistics (Volume 1: Long Papers)*, pages 3945–3959, Dublin, Ireland. Association for Computational Linguistics.
- David Jurgens, Libby Hemphill, and Eshwar Chandrasekharan. 2019. [A just and comprehensive strategy for using NLP to address online abuse](#). In *Proceedings of the 57th Annual Meeting of the Association for Computational Linguistics*, pages 3658–3666, Florence, Italy. Association for Computational Linguistics.
- David Jurgens, Agrima Seth, Jackson Sargent, Athena Aghighi, and Michael Geraci. 2023. Your spouse needs professional help: Determining the contextual appropriateness of messages through modeling social relationships. In *Proceedings of the 61st Annual Meeting of the Association for Computational Linguistics (Volume 1: Long Papers)*, pages 10994–11013.
- Dongyeop Kang, Varun Gangal, and Eduard Hovy. 2019. [\(Male, Bachelor\) and \(Female, Ph.D\) have different connotations: Parallely Annotated Stylistic Language Dataset with Multiple Personas](#). In *Proceedings of the 2019 Conference on Empirical Methods in Natural Language Processing and the 9th International Joint Conference on Natural Language Processing (EMNLP-IJCNLP)*, pages 1696–1706, Hong Kong, China. Association for Computational Linguistics.
- Dongyeop Kang and Eduard Hovy. 2021. [Style is NOT a single variable: Case studies for cross-stylistic language understanding](#). In *Proceedings of the 59th Annual Meeting of the Association for Computational Linguistics and the 11th International Joint Conference on Natural Language Processing (Volume 1: Long Papers)*, pages 2376–2387, Online. Association for Computational Linguistics.
- Dacher Keltner, Phoebe C Ellsworth, and Kari Edwards. 1993. Beyond simple pessimism: effects of sadness and anger on social perception. *Journal of personality and social psychology*, 64(5):740.
- Mikhail Khodak, Nikunj Saunshi, and Kiran Vodrahalli. 2018. [A Large Self-Annotated Corpus for Sarcasm](#). In *Proceedings of the Eleventh International Conference on Language Resources and Evaluation (LREC 2018)*, Miyazaki, Japan. European Language Resources Association (ELRA).
- Tom Kwiatkowski, Jennimaria Palomaki, Olivia Redfield, Michael Collins, Ankur Parikh, Chris Alberti, Danielle Epstein, Illia Polosukhin, Jacob Devlin, Kenton Lee, Kristina Toutanova, Llion Jones, Matthew Kelcey, Ming-Wei Chang, Andrew M. Dai, Jakob Uszkoreit, Quoc Le, and Slav Petrov. 2019. [Natural questions: A benchmark for question answering research](#). *Transactions of the Association for Computational Linguistics*, 7:452–466.
- Erik Körner, Gregor Wiedemann, Ahmad Dawar Hakimi, Gerhard Heyer, and Martin Potthast. 2021. [On Classifying whether Two Texts are on the Same Side of an Argument](#). In *Proceedings of the 2021 Conference on Empirical Methods in Natural Language Processing*, pages 10130–10138, Online and Punta Cana, Dominican Republic. Association for Computational Linguistics.
- Kent M. Lee, Kristen A. Lindquist, Nathan L. Arbuckle, Samantha M. Mowrer, and B. Keith Payne. 2020. [An indirect measure of discrete emotions](#). *Emotion*, 20(4):659–676.
- Brian Lester, Rami Al-Rfou, and Noah Constant. 2021. [The power of scale for parameter-efficient prompt tuning](#). In *Proceedings of the 2021 Conference on Empirical Methods in Natural Language Processing*, pages 3045–3059, Online and Punta Cana, Dominican Republic. Association for Computational Linguistics.
- Yan Li, Manoj a Thomas, and Dapeng Liu. 2021. [From semantics to pragmatics: where IS can lead in Natural Language Processing \(NLP\) research](#). *European Journal of Information Systems*, 30(5):569–590.

- Yanran Li, Hui Su, Xiaoyu Shen, Wenjie Li, Ziqiang Cao, and Shuzi Niu. 2017. [DailyDialog: A Manually Labelled Multi-turn Dialogue Dataset](#). In *Proceedings of the Eighth International Joint Conference on Natural Language Processing (Volume 1: Long Papers)*, pages 986–995, Taipei, Taiwan. Asian Federation of Natural Language Processing.
- LI Hai-hui. 2019. [Mitigation and Pragmatic Empathy](#). *Journal of Literature and Art Studies*, 9(2).
- Kristen A. Lindquist and Lisa Feldman Barrett. 2008. [Constructing Emotion: The Experience of Fear as a Conceptual Act](#). *Psychological Science*, 19(9):898–903.
- Bing Liu. 2012. Sentiment analysis and opinion mining. *Synthesis lectures on human language technologies*, 5(1):1–167.
- Xiao Liu, Kaixuan Ji, Yicheng Fu, Weng Tam, Zhengxiao Du, Zhilin Yang, and Jie Tang. 2022. [P-tuning: Prompt tuning can be comparable to fine-tuning across scales and tasks](#). In *Proceedings of the 60th Annual Meeting of the Association for Computational Linguistics (Volume 2: Short Papers)*, pages 61–68, Dublin, Ireland. Association for Computational Linguistics.
- Yinhan Liu, Myle Ott, Naman Goyal, Jingfei Du, Mandar Joshi, Danqi Chen, Omer Levy, Mike Lewis, Luke Zettlemoyer, and Veselin Stoyanov. 2019. [Roberta: A robustly optimized BERT pretraining approach](#). *CoRR*, abs/1907.11692.
- Nuria Lorenzo-Dus and Patricia Bou-Franch. 2003. Gender and politeness: Spanish and british undergraduates’ perceptions of appropriate requests. *Género, lenguaje y traducción*, pages 187–199.
- Jing Ma, Wei Gao, and Kam-Fai Wong. 2017. [Detect rumors in microblog posts using propagation structure via kernel learning](#). In *Proceedings of the 55th Annual Meeting of the Association for Computational Linguistics (Volume 1: Long Papers)*, pages 708–717, Vancouver, Canada. Association for Computational Linguistics.
- Fabrizio Macagno, Chrysi Rapanta, Elisabeth Mayweg-Paus, and Mercè Garcia-Milà. 2022. [Coding empathy in dialogue](#). *Journal of Pragmatics*, 192:116–132.
- Kyle Mahowald, Anna A. Ivanova, Idan A. Blank, Nancy Kanwisher, Joshua B. Tenenbaum, and Evelina Fedorenko. 2023. [Dissociating language and thought in large language models: a cognitive perspective](#). ArXiv:2301.06627 [cs].
- Asifa Majid. 2012. [Current emotion research in the language sciences](#). *Emotion Review*, 4(4):432–443.
- G. Da San Martino, A. Barrón-Cedeño, H. Wachsmuth, R. Petrov, and P. Nakov. 2020. [SemEval-2020 Task 11: Detection of Propaganda Techniques in News Articles](#). ArXiv:2009.02696 [cs].
- B.W. Matthews. 1975. [Comparison of the predicted and observed secondary structure of t4 phage lysozyme](#). *Biochimica et Biophysica Acta (BBA) - Protein Structure*, 405(2):442–451.
- J. A. Meaney, Steven Wilson, Luis Chiruzzo, Adam Lopez, and Walid Magdy. 2021. [SemEval 2021 Task 7: HaHackathon, Detecting and Rating Humor and Offense](#). In *Proceedings of the 15th International Workshop on Semantic Evaluation (SemEval-2021)*, pages 105–119, Online. Association for Computational Linguistics.
- Stefano Menini, Alessio Palmero Aprosio, and Sara Tonelli. 2021. Abuse is contextual, what about nlp? the role of context in abusive language annotation and detection. *arXiv preprint arXiv:2103.14916*.
- John Miller, Karl Krauth, Benjamin Recht, and Ludwig Schmidt. 2020. [The effect of natural distribution shift on question answering models](#). In *Proceedings of the 37th International Conference on Machine Learning*, volume 119 of *Proceedings of Machine Learning Research*, pages 6905–6916. PMLR.
- Sara Mills. 2004. Class, gender and politeness. *Multilingua*, 23.
- Anirudh Mittal, Pranav Jeevan P, Prerak Gandhi, Diptesh Kanojia, and Pushpak Bhattacharyya. 2021. [“So You Think You’re Funny?”: Rating the Humour Quotient in Standup Comedy](#). In *Proceedings of the 2021 Conference on Empirical Methods in Natural Language Processing*, pages 10073–10079, Online and Punta Cana, Dominican Republic. Association for Computational Linguistics.
- Saif Mohammad, Felipe Bravo-Marquez, Mohammad Salameh, and Svetlana Kiritchenko. 2018. Semeval-2018 task 1: Affect in tweets. In *Proceedings of the 12th international workshop on semantic evaluation*, pages 1–17.
- Abhinav Moudgil. [Short Jokes](#).
- Niklas Muennighoff, Nouamane Tazi, Loic Magne, and Nils Reimers. 2023. Mteb: Massive text embedding benchmark. In *Proceedings of the 17th Conference of the European Chapter of the Association for Computational Linguistics*, pages 2006–2029.
- Niklas Muennighoff, Thomas Wang, Lintang Sutawika, Adam Roberts, Stella Biderman, Teven Le Scao, M Saiful Bari, Sheng Shen, Zheng-Xin Yong, Hailey Schoelkopf, et al. 2022. Crosslingual generalization through multitask finetuning. *arXiv preprint arXiv:2211.01786*.
- Rosina Márquez Reiter and David M. Frohlich. 2020. [A pragmatics of intimacy](#). *Internet Pragmatics*, 3(1):1–33.
- Preslav Nakov, Giovanni Da San Martino, Tamer Elsayed, Alberto Barrón-Cedeño, Rubén Míguez, Shaden Shaar, Firoj Alam, Fatima Haouari, Maram

- Hasanain, Nikolay Babulkov, Alex Nikolov, Gautam Kishore Shahi, Julia Maria Struß, and Thomas Mandl. 2021. [The CLEF-2021 CheckThat! Lab on Detecting Check-Worthy Claims, Previously Fact-Checked Claims, and Fake News](#). In *Advances in Information Retrieval*, Lecture Notes in Computer Science, pages 639–649, Cham. Springer International Publishing.
- Matthew L. Newman, James W. Pennebaker, Diane S. Berry, and Jane M. Richards. 2003. [Lying words: Predicting deception from linguistic styles](#). *Personality and Social Psychology Bulletin*, 29(5):665–675. PMID: 15272998.
- Ulf Olsson, Fritz Drasgow, and Neil J Dorans. 1982. The polyserial correlation coefficient. *Psychometrika*, 47(3):337–347.
- Myle Ott, Yejin Choi, Claire Cardie, and Jeffrey T. Hancock. 2011. [Finding Deceptive Opinion Spam by Any Stretch of the Imagination](#). In *Proceedings of the 49th Annual Meeting of the Association for Computational Linguistics: Human Language Technologies*, pages 309–319, Portland, Oregon, USA. Association for Computational Linguistics.
- Vishakh Padmakumar, Leonard Lausen, Miguel Ballesteros, Sheng Zha, He He, and George Karypis. 2022. [Exploring the role of task transferability in large-scale multi-task learning](#). In *Proceedings of the 2022 Conference of the North American Chapter of the Association for Computational Linguistics: Human Language Technologies*, pages 2542–2550, Seattle, United States. Association for Computational Linguistics.
- Chan Young Park, Julia Mendelsohn, Karthik Radhakrishnan, Kinjal Jain, Tushar Kanakagiri, David Jurgens, and Yulia Tsvetkov. 2021. [Detecting Community Sensitive Norm Violations in Online Conversations](#). In *Findings of the Association for Computational Linguistics: EMNLP 2021*, pages 3386–3397, Punta Cana, Dominican Republic. Association for Computational Linguistics.
- Malcolm R. Parks. 1981. [Ideology in interpersonal communication: Off the couch and into the world](#). *Annals of the International Communication Association*, 5(1):79–107.
- Vahid Parvaresh. 2023. [Covertly communicated hate speech: A corpus-assisted pragmatic study](#). *Journal of Pragmatics*, 205:63–77.
- John Pavlopoulos, Jeffrey Sorensen, Lucas Dixon, Nithum Thain, and Ion Androutsopoulos. 2020. Toxicity detection: Does context really matter? In *Proceedings of the 58th Annual Meeting of the Association for Computational Linguistics*, pages 4296–4305.
- John Pavlopoulos, Jeffrey Sorensen, Léo Laugier, and Ion Androutsopoulos. 2021. [SemEval-2021 Task 5: Toxic Spans Detection](#). In *Proceedings of the 15th International Workshop on Semantic Evaluation (SemEval-2021)*, pages 59–69, Online. Association for Computational Linguistics.
- Jiaxin Pei and David Jurgens. 2020. [Quantifying intimacy in language](#). In *Proceedings of the 2020 Conference on Empirical Methods in Natural Language Processing (EMNLP)*, pages 5307–5326, Online. Association for Computational Linguistics.
- Jiaxin Pei and David Jurgens. 2021. [Measuring Sentence-Level and Aspect-Level \(Un\)certainly in Science Communications](#). In *Proceedings of the 2021 Conference on Empirical Methods in Natural Language Processing*, pages 9959–10011, Online and Punta Cana, Dominican Republic. Association for Computational Linguistics.
- Carla Perez-Almendros, Luis Espinosa-Anke, and Steven Schockaert. 2022. [SemEval-2022 task 4: Patronizing and condescending language detection](#). In *Proceedings of the 16th International Workshop on Semantic Evaluation (SemEval-2022)*, pages 298–307, Seattle, United States. Association for Computational Linguistics.
- Denis Peskov, Benny Cheng, Ahmed Elgohary, Joe Barrow, Cristian Danescu-Niculescu-Mizil, and Jordan Boyd-Graber. 2020. [It Takes Two to Lie: One to Lie, and One to Listen](#). In *Proceedings of the 58th Annual Meeting of the Association for Computational Linguistics*, pages 3811–3854, Online. Association for Computational Linguistics.
- Martin Potthast, Tim Gollub, Matti Wiegmann, Benno Stein, Matthias Hagen, Kristof Komlossy, Sebastian Schuster, and Erika P. Garces Fernandez. 2018. [Webis Clickbait Corpus 2017 \(Webis-Clickbait-17\)](#).
- John Pougué-Biyong, Valentina Semenova, Alexandre Matton, Rachel Han, Aerin Kim, Renaud Lambiotte, and Doyne Farmer. 2021. [DEBAGREEMENT: A comment-reply dataset for \(dis\)agreement detection in online debates](#).
- Daniel Preotiuc-Pietro, Mihaela Găman, and Nikolaos Aletras. 2019. Automatically Identifying Complaints in Social Media. In *Proceedings of the 57th Annual Meeting of the Association for Computational Linguistics*, ACL.
- Reid Pryzant, Richard Diehl Martinez, Nathan Dass, Sadao Kurohashi, Dan Jurafsky, and Diyi Yang. 2020. [Automatically Neutralizing Subjective Bias in Text](#). *Proceedings of the AAAI Conference on Artificial Intelligence*, 34(01):480–489. Number: 01.
- Alec Radford, Karthik Narasimhan, Tim Salimans, Ilya Sutskever, et al. 2018. Improving language understanding by generative pre-training.
- Colin Raffel, Noam Shazeer, Adam Roberts, Katherine Lee, Sharan Narang, Michael Matena, Yanqi Zhou, Wei Li, and Peter J. Liu. 2020. [Exploring the limits of transfer learning with a unified text-to-text transformer](#). *J. Mach. Learn. Res.*, 21:140:1–140:67.

- Sudha Rao and Joel Tetreault. 2018. [Dear Sir or Madam, May I Introduce the GYAFC Dataset: Corpus, Benchmarks and Metrics for Formality Style Transfer](#). In *Proceedings of the 2018 Conference of the North American Chapter of the Association for Computational Linguistics: Human Language Technologies, Volume 1 (Long Papers)*, pages 129–140, New Orleans, Louisiana. Association for Computational Linguistics.
- Ann-Katrin Reuel, Sebastian Peralta, João Sedoc, Garrick Sherman, and Lyle Ungar. 2022. [Measuring the Language of Self-Disclosure across Corpora](#). In *Findings of the Association for Computational Linguistics: ACL 2022*, pages 1035–1047, Dublin, Ireland. Association for Computational Linguistics.
- Kenyatta O Rivers, Yvette D Hyter, and Glenda DeJarnette. 2012. Parsing pragmatics. *The ASHA Leader*, 17(13):14–17.
- Sara Rosenthal, Noura Farra, and Preslav Nakov. 2017. [SemEval-2017 task 4: Sentiment analysis in Twitter](#). In *Proceedings of the 11th International Workshop on Semantic Evaluation (SemEval-2017)*, pages 502–518, Vancouver, Canada. Association for Computational Linguistics.
- Willibald Ruch. 2010. *The sense of humor: Explorations of a personality characteristic*, volume 3. Walter de Gruyter.
- Laura Ruis, Akbir Khan, Stella Biderman, Sara Hooker, Tim Rocktäschel, and Edward Grefenstette. 2022. [Large language models are not zero-shot communicators](#).
- Victor Sanh, Albert Webson, Colin Raffel, Stephen Bach, Lintang Sutawika, Zaid Alyafeai, Antoine Chaffin, Arnaud Stiegler, Arun Raja, Manan Dey, M Saiful Bari, Canwen Xu, Urmish Thakker, Shanya Sharma Sharma, Eliza Szczechla, Taewoon Kim, Gunjan Chhablani, Nihal Nayak, Debajyoti Datta, Jonathan Chang, Mike Tian-Jian Jiang, Han Wang, Matteo Manica, Sheng Shen, Zheng Xin Yong, Harshit Pandey, Rachel Bawden, Thomas Wang, Trishala Neeraj, Jos Rozen, Abheesht Sharma, Andrea Santilli, Thibault Fevry, Jason Alan Fries, Ryan Teehan, Teven Le Scao, Stella Biderman, Leo Gao, Thomas Wolf, and Alexander M Rush. 2022. [Multi-task prompted training enables zero-shot task generalization](#). In *International Conference on Learning Representations*.
- Maarten Sap, Dallas Card, Saadia Gabriel, Yejin Choi, and Noah A Smith. 2019a. The risk of racial bias in hate speech detection. In *Proceedings of the 57th annual meeting of the association for computational linguistics*, pages 1668–1678.
- Maarten Sap, Saadia Gabriel, Lianhui Qin, Dan Jurafsky, Noah A. Smith, and Yejin Choi. 2020. [Social Bias Frames: Reasoning about Social and Power Implications of Language](#). In *Proceedings of the 58th Annual Meeting of the Association for Computational Linguistics*, pages 5477–5490, Online. Association for Computational Linguistics.
- Maarten Sap, Hannah Rashkin, Derek Chen, Ronan Le Bras, and Yejin Choi. 2019b. [Social IQa: Commonsense reasoning about social interactions](#). In *Proceedings of the 2019 Conference on Empirical Methods in Natural Language Processing and the 9th International Joint Conference on Natural Language Processing (EMNLP-IJCNLP)*, pages 4463–4473, Hong Kong, China. Association for Computational Linguistics.
- Klaus R. Scherer and Harald G. Wallbott. 1994. "Evidence for universality and cultural variation of differential emotion response patterning": Correction. *Journal of Personality and Social Psychology*, 67(1):55–55. Place: US Publisher: American Psychological Association.
- David Schlangen. 2021. Targeting the benchmark: On methodology in current natural language processing research. In *Proceedings of the 59th Annual Meeting of the Association for Computational Linguistics and the 11th International Joint Conference on Natural Language Processing (Volume 2: Short Papers)*, pages 670–674.
- Stefan Schneider. 2010. Mitigation. *Handbooks of pragmatics*, pages 253–269.
- Stephanie Schnurr. 2010. 13. humour. *Interpersonal pragmatics*, 6:307.
- Ashish Sharma, Adam Miner, David Atkins, and Tim Althoff. 2020. [A computational approach to understanding empathy expressed in text-based mental health support](#). In *Proceedings of the 2020 Conference on Empirical Methods in Natural Language Processing (EMNLP)*, pages 5263–5276, Online. Association for Computational Linguistics.
- Yiwen Shi, Taha Valizadeh Aslani, Jing Wang, Ping Ren, Yi Zhang, Meng Hu, Liang Zhao, and Hualou Liang. 2022. Improving imbalanced learning by pre-finetuning with data augmentation. In *Fourth International Workshop on Learning with Imbalanced Domains: Theory and Applications*, pages 68–82. PMLR.
- Richard Socher, Alex Perelygin, Jean Wu, Jason Chuang, Christopher D. Manning, Andrew Ng, and Christopher Potts. 2013. [Recursive Deep Models for Semantic Compositionality Over a Sentiment Treebank](#). In *Proceedings of the 2013 Conference on Empirical Methods in Natural Language Processing*, pages 1631–1642, Seattle, Washington, USA. Association for Computational Linguistics.
- Ellen Spertus. 1997. Smokey: Automatic recognition of hostile messages. In *Aaai/iaai*, pages 1058–1065.
- Karyn Stapleton. 2003. Gender and swearing: A community practice. *Women and Language*, 26(2):22.

- Gerard Steen, Aletta G. Dorst, and J. Berenike Hermmann, editors. 2011. *A method for linguistic metaphor identification: from MIP to MIPVU*. Number 14 in Converging evidence in language and communication research. Benjamins, Amsterdam.
- Jürg Strässler. 1982. *Idioms in English: A pragmatic analysis*, volume 183. Gunter Narr Verlag.
- Arjun Subramonian, Xingdi Yuan, Hal Daumé III, and Su Lin Blodgett. 2023. *It takes two to tango: Navigating conceptualizations of NLP tasks and measurements of performance*. In *Findings of the Association for Computational Linguistics: ACL 2023*, pages 3234–3279, Toronto, Canada. Association for Computational Linguistics.
- Thakur Ashutosh Suman and Abhinav Jain. 2021. *AS-tarTwice at SemEval-2021 task 5: Toxic span detection using RoBERTa-CRF, domain specific pre-training and self-training*. In *Proceedings of the 15th International Workshop on Semantic Evaluation (SemEval-2021)*, pages 875–880, Online. Association for Computational Linguistics.
- Zeeraq Talat, Hagen Blix, Josef Valvoda, Maya Indira Ganesh, Ryan Cotterell, and Adina Williams. 2022. On the machine learning of ethical judgments from natural language. In *Proceedings of the 2022 Conference of the North American Chapter of the Association for Computational Linguistics: Human Language Technologies*. Association for Computational Linguistics.
- Rohan Taori, Ishaan Gulrajani, Tianyi Zhang, Yann Dubois, Xuechen Li, Carlos Guestrin, Percy Liang, and Tatsunori B. Hashimoto. 2023. Stanford alpaca: An instruction-following llama model. https://github.com/tatsu-lab/stanford_alpaca.
- Hugo Touvron, Thibaut Lavril, Gautier Izacard, Xavier Martinet, Marie-Anne Lachaux, Timothée Lacroix, Baptiste Rozière, Naman Goyal, Eric Hambro, Faisal Azhar, Aurelien Rodriguez, Armand Joulin, Edouard Grave, and Guillaume Lample. 2023a. *Llama: Open and efficient foundation language models*.
- Hugo Touvron, Louis Martin, Kevin Stone, Peter Albert, Amjad Almahairi, Yasmine Babaei, Nikolay Bashlykov, Soumya Batra, Prajjwal Bhargava, Shruti Bhosale, Dan Bikel, Lukas Blecher, Cristian Canton Ferrer, Moya Chen, Guillem Cucurull, David Esiobu, Jude Fernandes, Jeremy Fu, Wenyin Fu, Brian Fuller, Cynthia Gao, Vedanuj Goswami, Naman Goyal, Anthony Hartshorn, Saghar Hosseini, Rui Hou, Hakan Inan, Marcin Kardas, Viktor Kerkez, Madian Khabsa, Isabel Kloumann, Artem Korenev, Punit Singh Koura, Marie-Anne Lachaux, Thibaut Lavril, Jenya Lee, Diana Liskovich, Yinghai Lu, Yuning Mao, Xavier Martinet, Todor Mihaylov, Pushkar Mishra, Igor Molybog, Yixin Nie, Andrew Poulton, Jeremy Reizenstein, Rashi Rungta, Kalyan Saladi, Alan Schelten, Ruan Silva, Eric Michael Smith, Ranjan Subramanian, Xiaoqing Ellen Tan, Binh Tang, Ross Taylor, Adina Williams, Jian Xiang Kuan, Puxin Xu, Zheng Yan, Iliyan Zarov, Yuchen Zhang, Angela Fan, Melanie Kambadur, Sharan Narang, Aurelien Rodriguez, Robert Stojnic, Sergey Edunov, and Thomas Scialom. 2023b. *Llama 2: Open foundation and fine-tuned chat models*.
- Elliot Turiel. 1983. *The development of social knowledge: Morality and convention*. Cambridge University Press.
- Cynthia Van Hee, Els Lefever, and Véronique Hoste. 2018. *SemEval-2018 Task 3: Irony Detection in English Tweets*. In *Proceedings of the 12th International Workshop on Semantic Evaluation*, pages 39–50, New Orleans, Louisiana. Association for Computational Linguistics.
- Bertie Vidgen, Dong Nguyen, Helen Margetts, Patricia Rossini, and Rebekah Tromble. 2021. *Introducing CAD: the Contextual Abuse Dataset*. In *Proceedings of the 2021 Conference of the North American Chapter of the Association for Computational Linguistics: Human Language Technologies*, pages 2289–2303, Online. Association for Computational Linguistics.
- Alex Wang, Yada Pruksachatkun, Nikita Nangia, Amanpreet Singh, Julian Michael, Felix Hill, Omer Levy, and Samuel Bowman. 2019. Superglue: A stickier benchmark for general-purpose language understanding systems. *Advances in neural information processing systems*, 32.
- Alex Wang, Amanpreet Singh, Julian Michael, Felix Hill, Omer Levy, and Samuel Bowman. 2018. Glue: A multi-task benchmark and analysis platform for natural language understanding. In *Proceedings of the 2018 EMNLP Workshop BlackboxNLP: Analyzing and Interpreting Neural Networks for NLP*. Association for Computational Linguistics.
- Ben Wang and Aran Komatsuzaki. 2021. GPT-J-6B: A 6 Billion Parameter Autoregressive Language Model. <https://github.com/kingoflolz/mesh-transformer-jax>.
- Wenhui Wang, Furu Wei, Li Dong, Hangbo Bao, Nan Yang, and Ming Zhou. 2020. Minilm: Deep self-attention distillation for task-agnostic compression of pre-trained transformers. In *Proceedings of the 34th International Conference on Neural Information Processing Systems, NIPS’20*, Red Hook, NY, USA. Curran Associates Inc.
- Xuezhi Wang, Haohan Wang, and Diyi Yang. 2022a. *Measure and improve robustness in NLP models: A survey*. In *Proceedings of the 2022 Conference of the North American Chapter of the Association for Computational Linguistics: Human Language Technologies*, pages 4569–4586, Seattle, United States. Association for Computational Linguistics.
- Yizhong Wang, Yeganeh Kordi, Swaroop Mishra, Alisa Liu, Noah A. Smith, Daniel Khoshabi, and Hannaneh Hajishirzi. 2022b. *Self-instruct: Aligning language model with self generated instructions*.

- Zijian Wang and Christopher Potts. 2019. [TalkDown: A Corpus for Condescension Detection in Context](#). In *Proceedings of the 2019 Conference on Empirical Methods in Natural Language Processing and the 9th International Joint Conference on Natural Language Processing (EMNLP-IJCNLP)*, pages 3711–3719, Hong Kong, China. Association for Computational Linguistics.
- Zeeraak Waseem, Thomas Davidson, Dana Warmusley, and Ingmar Weber. 2017. [Understanding abuse: A typology of abusive language detection subtasks](#). In *Proceedings of the First Workshop on Abusive Language Online*, pages 78–84, Vancouver, BC, Canada. Association for Computational Linguistics.
- Zeeraak Waseem and Dirk Hovy. 2016. [Hateful Symbols or Hateful People? Predictive Features for Hate Speech Detection on Twitter](#). In *Proceedings of the NAACL Student Research Workshop*, pages 88–93, San Diego, California. Association for Computational Linguistics.
- Jason Wei, Maarten Bosma, Vincent Y Zhao, Kelvin Guu, Adams Wei Yu, Brian Lester, Nan Du, Andrew M Dai, and Quoc V Le. 2021. Finetuned language models are zero-shot learners. *arXiv preprint arXiv:2109.01652*.
- Jason Wei, Yi Tay, Rishi Bommasani, Colin Raffel, Barret Zoph, Sebastian Borgeaud, Dani Yogatama, Maarten Bosma, Denny Zhou, Donald Metzler, et al. 2022. Emergent abilities of large language models. *arXiv preprint arXiv:2206.07682*.
- Ludwig Wittgenstein. 1953. *Philosophical Investigations*. Basil Blackwell, Oxford.
- BigScience Workshop, :, Teven Le Scao, Angela Fan, Christopher Akiki, Ellie Pavlick, Suzana Ilić, Daniel Hesslow, Roman Castagné, Alexandra Sasha Lucicioni, François Yvon, Matthias Gallé, Jonathan Tow, Alexander M. Rush, Stella Biderman, Albert Webson, Pawan Sasanka Ammanamanchi, Thomas Wang, Benoît Sagot, Niklas Muennighoff, Albert Villanova del Moral, Olatunji Ruwase, Rachel Bawden, Stas Bekman, Angelina McMillan-Major, Iz Beltagy, Huu Nguyen, Lucile Saulnier, Samson Tan, Pedro Ortiz Suarez, Victor Sanh, Hugo Laurençon, Yacine Jernite, Julien Launay, Margaret Mitchell, Colin Raffel, Aaron Gokaslan, Adi Simhi, Aitor Soroa, Alham Fikri Aji, Amit Alfassy, Anna Rogers, Ariel Kreisberg Nitzav, Canwen Xu, Chenghao Mou, Chris Emezue, Christopher Klamm, Colin Leong, Daniel van Strien, David Ifeoluwa Adelani, Dragomir Radev, Eduardo González Ponferrada, Efrat Levkovizh, Ethan Kim, Eyal Bar Natan, Francesco De Toni, Gérard Dupont, Germán Kruszewski, Giada Pistilli, Hady Elsahar, Hamza Benyamina, Hieu Tran, Ian Yu, Idris Abdulmumin, Isaac Johnson, Itziar Gonzalez-Dios, Javier de la Rosa, Jenny Chim, Jesse Dodge, Jian Zhu, Jonathan Chang, Jörg Froberg, Joseph Tobing, Joydeep Bhattacharjee, Khalid Al-mubarak, Kimbo Chen, Kyle Lo, Leandro Von Werra, Leon Weber, Long Phan, Loubna Ben allal, Ludovic Tanguy, Manan Dey, Manuel Romero Muñoz, Maraim Masoud, María Grandury, Mario Šaško, Max Huang, Maximin Coavoux, Mayank Singh, Mike Tian-Jian Jiang, Minh Chien Vu, Mohammad A. Jauhar, Mustafa Ghaleb, Nishant Subramani, Nora Kassner, Nurulaqilla Khamis, Olivier Nguyen, Omar Espejel, Ona de Gibert, Paulo Villegas, Peter Henderson, Pierre Colombo, Priscilla Amuok, Quentin Lhoest, Rheza Harliman, Rishi Bommasani, Roberto Luis López, Rui Ribeiro, Salomey Osei, Sampo Pyysalo, Sebastian Nagel, Shamik Bose, Shamsuddeen Hassan Muhammad, Shanya Sharma, Shayne Longpre, Somaieh Nikpoor, Stanislav Silberberg, Suhas Pai, Sydney Zink, Tiago Timponi Torrent, Timo Schick, Tristan Thrush, Valentin Danchev, Vassilina Nikoulina, Veronika Laipala, Violette Lepercq, Vrinda Prabhu, Zaid Alyafeai, Zeeraak Talat, Arun Raja, Benjamin Heinzerling, Chenglei Si, Davut Emre Taşar, Elizabeth Salesky, Sabrina J. Mielke, Wilson Y. Lee, Abheesh Sharma, Andrea Santilli, Antoine Chaffin, Arnaud Stiegler, Debajyoti Datta, Eliza Szczechla, Gunjan Chhablani, Han Wang, Harshit Pandey, Hendrik Strobelt, Jason Alan Fries, Jos Rozen, Leo Gao, Lintang Sutawika, M Saiful Bari, Maged S. Al-shaibani, Matteo Manica, Nihal Nayak, Ryan Teehan, Samuel Albanie, Sheng Shen, Srulik Ben-David, Stephen H. Bach, Taewoon Kim, Tali Bers, Thibault Fevry, Trishala Neeraj, Urmish Thakker, Vikas Raunak, Xiangru Tang, Zhengxin Yong, Zhiqing Sun, Shaked Brody, Yallow Uri, Hadar Tojarieh, Adam Roberts, Hyung Won Chung, Jaesung Tae, Jason Phang, Ofir Press, Conglong Li, Deepak Narayanan, Hatim Bourfoune, Jared Casper, Jeff Rasley, Max Ryabinin, Mayank Mishra, Minjia Zhang, Mohammad Shoeybi, Myriam Peyrounette, Nicolas Patry, Nouamane Tazi, Omar Sanseviero, Patrick von Platen, Pierre Cornette, Pierre François Lavallée, Rémi Lacroix, Samyam Rajbhandari, Sanchit Gandhi, Shaden Smith, Stéphane Requena, Suraj Patil, Tim Dettmers, Ahmed Baruwā, Amanpreet Singh, Anastasia Cheveleva, Anne-Laure Ligozat, Arjun Subramonian, Aurélie Névoul, Charles Lovering, Dan Garrette, Deepak Tunuguntla, Ehud Reiter, Ekaterina Taktasheva, Ekaterina Voloshina, Eli Bogdanov, Genta Indra Winata, Hailey Schoelkopf, Jan-Christoph Kalo, Jekaterina Novikova, Jessica Zosa Forde, Jordan Clive, Jungo Kasai, Ken Kawamura, Liam Hazan, Marine Carpuat, Miruna Clinciu, Naejin Kim, Newton Cheng, Oleg Serikov, Omer Antverg, Oskar van der Wal, Rui Zhang, Ruochen Zhang, Sebastian Gehrmann, Shachar Mirkin, Shani Pais, Tatiana Shavrina, Thomas Scialom, Tian Yun, Tomasz Limisiewicz, Verena Rieser, Vitaly Protasov, Vladislav Mikhailov, Yada Pruksachatkun, Yonatan Belinkov, Zachary Bamberger, Zdeněk Kasner, Alice Rueda, Amanda Pestana, Amir Feizpour, Ammar Khan, Amy Faranak, Ana Santos, Anthony Hevia, Antigona Unldreaj, Arash Aghagol, Arezoo Abdollahi, Aycha Tammour, Azadeh HajiHosseini, Bahareh Behroozi, Benjamin Ajibade, Bharat Saxena, Carlos Muñoz Ferrandis, Danish Contractor, David Lansky, Davis David, Douwe Kiela,

- Duong A. Nguyen, Edward Tan, Emi Baylor, Ezinwanne Ozoani, Fatima Mirza, Frankline Onon-iwu, Habib Rezanejad, HESSIE Jones, Indrani Bhat-tacharya, Irene Solaiman, Irina Sedenko, Isar Nejadgholi, Jesse Passmore, Josh Seltzer, Julio Bonis Sanz, Livia Dutra, Mairon Samagaio, Maraim Elbadri, Margot Mieskes, Marissa Gerchick, Martha Akinlolu, Michael McKenna, Mike Qiu, Muhammed Ghauri, Mykola Burynok, Nafis Abrar, Nazneen Rajani, Nour Elkott, Nour Fahmy, Olanrewaju Samuel, Ran An, Rasmus Kromann, Ryan Hao, Samira Alizadeh, Sarmad Shubber, Silas Wang, Sourav Roy, Sylvain Viguier, Thanh Le, Tobi Oyeade, Trieu Le, Yoyo Yang, Zach Nguyen, Abhinav Ramesh Kashyap, Alfredo Palasciano, Alison Callahan, Anima Shukla, Antonio Miranda-Escalada, Ayush Singh, Benjamin Beilharz, Bo Wang, Caio Brito, Chenxi Zhou, Chirag Jain, Chuxin Xu, Clémentine Fourrier, Daniel León Perinián, Daniel Molano, Dian Yu, Enrique Manjavacas, Fabio Barth, Florian Fuhrmann, Gabriel Altay, Giyaseddin Bayrak, Gully Burns, Helena U. Vrabec, Imane Bello, Ishani Dash, Ji Hyun Kang, John Giorgi, Jonas Golde, Jose David Posada, Karthik Rangasai Sivaraman, Lokesh Bulchandani, Lu Liu, Luisa Shinzato, Madeleine Hahn de Bykhovetz, Maiko Takeuchi, Marc Pàmies, Maria A Castillo, Marianna Nezhurina, Mario Sängler, Matthias Samwald, Michael Cullan, Michael Weinberg, Michiel De Wolf, Mina Mihaljcic, Minna Liu, Moritz Freidank, Myungsun Kang, Natasha Seelam, Nathan Dahlberg, Nicholas Michio Broad, Nikolaus Muellner, Pascale Fung, Patrick Haller, Ramya Chandrasekhar, Renata Eisenberg, Robert Martin, Rodrigo Canalli, Rosaline Su, Ruisi Su, Samuel Cahyawijaya, Samuele Garda, Shlok S Deshmukh, Shubhanshu Mishra, Sid Kiblawi, Simon Ott, Sinee Sang-aaronsiri, Srishti Kumar, Stefan Schweter, Sushil Bharati, Tanmay Laud, Théo Gigant, Tomoya Kainuma, Wojciech Kusa, Yanis Labrak, Yash Shailesh Bajaj, Yash Venkatraman, Yifan Xu, Yingxin Xu, Yu Xu, Zhe Tan, Zhongli Xie, Zifan Ye, Mathilde Bras, Younes Belkada, and Thomas Wolf. 2023. [Bloom: A 176b-parameter open-access multilingual language model](#).
- Liang Wu, Fred Morstatter, Kathleen M Carley, and Huan Liu. 2019. Misinformation in social media: definition, manipulation, and detection. *ACM SIGKDD Explorations Newsletter*, 21(2):80–90.
- Marcos Zampieri, Shervin Malmasi, Preslav Nakov, Sara Rosenthal, Noura Farra, and Ritesh Kumar. 2019a. [Predicting the Type and Target of Offensive Posts in Social Media](#). In *Proceedings of the 2019 Conference of the North American Chapter of the Association for Computational Linguistics: Human Language Technologies, Volume 1 (Long and Short Papers)*, pages 1415–1420, Minneapolis, Minnesota. Association for Computational Linguistics.
- Marcos Zampieri, Shervin Malmasi, Preslav Nakov, Sara Rosenthal, Noura Farra, and Ritesh Kumar. 2019b. [SemEval-2019 task 6: Identifying and categorizing offensive language in social media \(OffensEval\)](#). In *Proceedings of the 13th International Workshop on Semantic Evaluation*, pages 75–86, Minneapolis, Minnesota, USA. Association for Computational Linguistics.
- Susan Zhang, Stephen Roller, Naman Goyal, Mikel Artetxe, Moya Chen, Shuohui Chen, Christopher Dewan, Mona Diab, Xian Li, Xi Victoria Lin, et al. 2022. [Opt: Open pre-trained transformer language models](#). *arXiv preprint arXiv:2205.01068*.
- Yunxiang Zhang and Xiaojun Wan. 2022. [MOVER: Mask, Over-generate and Rank for Hyperbole Generation](#). *ArXiv:2109.07726 [cs]*.
- Xuhui Zhou, Yue Zhang, Leyang Cui, and Dandan Huang. 2020. Evaluating commonsense in pre-trained language models. In *Proceedings of the AAAI Conference on Artificial Intelligence*, volume 34, pages 9733–9740.
- Avner Ziv. 2010. The social function of humor in interpersonal relationships. *Society*, 47(1):11–18.

A Details on dataset processing

A.1 Benchmark construction (§3)

The SOCKET dataset consists of 58 tasks from 35 unique, public datasets. The datasets that make up the benchmark dataset are processed in a way that is meant to balance uniformity across datasets and tasks while minimizing deviations from the original dataset.

For all datasets, key changes from the original dataset are twofold:

- Duplicates and unlabeled items are removed from all datasets. If duplicates occur across data splits, the splits are recombined, reshuffled, and split.
- All datasets are split 80%/10%/10% between train/test/dev splits, respectively. Any datasets not split 80%/10%/10% are recombined, reshuffled, and split 80%/10%/10%.

All datasets were made compatible with the Hugging Face Datasets package.

B Experimental Details

B.1 Computational resources (§4, §5, §6)

All of our experiments were conducted on an Ubuntu 22.04.1 machine installed with NVIDIA RTX A5000 and A6000 GPUs. The Python packages used in our experiments include Pytorch 1.13, Transformers 4.21.3, and Pytorch Lightning 1.6.4.

B.2 Comparison of all models

Table 4 contains a detailed version of Table 2, where the scores of every single task are presented.

B.3 Details on the comparison between SOCKET and SOCKETTE

32 out of 58 tasks contained more than 1,000 test samples, resulting in a disparity between the sizes of the original SOCKET and SOCKETTE variants. To test that both datasets still offer comparable evaluations for testing models, we compare their scores for a supervised model and compare test set performances. For each task, we train a deberta-v3-base model, evaluate using the test sets of both versions, and compute the correlation between each setting using Pearson’s r score. We provide evaluation results of SOCKETTE for our models in Table 5. Also, we show through Table 7 and Figure 5 that there exists a strong correlation between

the evaluations of both versions, demonstrating that SOCKETTE is indeed a representative sample of SOCKET.

B.4 Details on language model finetuning (§4, §5, §6)

B.4.1 Task-specific heads (§4, §5, §6)

As our benchmark consists of four different task types: classification, regression, sentence pair detection, and span identification - we maintain a unified structure for each task where each sample is fed into the encoder of an LLM, and the output states are then fed into a task-specific head layer. For span detection tasks, we feed the last hidden layer into a bidirectional GRU (Chung et al., 2014), and then the output vectors of the GRU into a linear layer that transforms each vector into a dimension of 3, corresponding to the [B,I,O] labels for each token, following earlier work in span identification (Suman and Jain, 2021). For all other tasks, we feed the last hidden state of the encoder corresponding to the [CLS] token into a separate classifier/regression head consisting of two linear layers of hidden size 768 and a dropout probability of 0.1. We use the mean squared error loss for regression tasks and the cross-entropy loss for all other tasks.

B.4.2 Training strategies for language model finetuning (§4, §6)

When training models for the benchmark (§4) and the multi-task (§6) experiments, the learning rate was linearly increased for 6% of the training steps up to $1e-5$ and linearly decreased afterward. All models were trained for a maximum of 10 epochs using three different seeds, with early stopping after validation performance did not increase for three consecutive epochs.

Our multi-task training in §6 requires two stages of training: (1) a pre-finetuning stage that simultaneously trains a model on multiple different tasks, and (2) a finetuning stage that loads the model trained from (1) and finetunes it to a single task. In the first stage, a single batch can include several different tasks and produce different types of losses. To obtain a unified loss that is differentiable, we aggregated the loss for each sample and sum them up, which we use for backpropagation. For both stages, we use the same aforementioned training steps and learning rate strategy.

For all settings, the training batch size was set to 32 with 16-bit precision enabled. Validation was

Category	Model	No. params (billions)	Humor & Sarcasm	Offensiveness	Sentiment & Emotion	Social Factors	Trustworthiness	CLS	PAIR	REG	SPAN	Avg.
baseline	majority		0.27	0.42	0.12	0.25	0.41	0.39	0.34	0.50	0.00	0.32
	random		0.40	0.35	0.17	0.36	0.35	0.38	0.51	0.50	0.00	0.32
zero-shot	EleutherAI-gpt-j-6b	6	0.39	0.35	0.29	0.33	0.28	0.32	0.26	0.50	0.08	0.32
	alpaca-native	7	0.39	0.44	0.45	0.55	0.31	0.42	0.48	0.57	0.17	0.43
	bigscience-bloom-560m	0.56	0.30	0.24	0.14	0.26	0.18	0.21	0.26	0.49	0.07	0.22
	bigscience-bloom-1b1	1	0.26	0.39	0.17	0.25	0.33	0.33	0.21	0.48	0.11	0.31
	bigscience-bloom-3b	3	0.37	0.44	0.30	0.34	0.30	0.37	0.32	0.51	0.12	0.37
	bigscience-bloom-7b1	7	0.42	0.27	0.30	0.29	0.20	0.25	0.39	0.51	0.11	0.28
	bigscience-bloomz-560m	0.56	0.38	0.42	0.34	0.42	0.41	0.40	0.41	0.51	0.10	0.40
	bigscience-bloomz-1b1	1	0.41	0.44	0.38	0.43	0.41	0.42	0.44	0.52	0.10	0.42
	bigscience-bloomz-7b1	7	0.50	0.49	0.43	0.53	0.45	0.49	0.51	0.56	0.09	0.48
	cerebras-Cerebras-GPT-111M	0.11	0.21	0.07	0.18	0.09	0.03	0.05	0.18	0.49	0.07	0.10
	cerebras-Cerebras-GPT-590M	0.59	0.31	0.11	0.14	0.19	0.09	0.13	0.23	0.00	0.08	0.14
	cerebras-Cerebras-GPT-2.7B	2.7	0.32	0.19	0.14	0.23	0.16	0.17	0.26	0.49	0.18	0.19
	cerebras-Cerebras-GPT-6.7B	6.7	0.42	0.39	0.30	0.36	0.34	0.35	0.33	0.52	0.13	0.36
	decapoda-research-llama-7b	7	0.45	0.44	0.34	0.41	0.22	0.38	0.34	0.52	0.12	0.38
	decapoda-research-llama-13b	13	0.49	0.43	0.36	0.42	0.31	0.38	0.52	0.53	0.17	0.40
	facebook-opt-1.3b	1.3	0.41	0.43	0.28	0.33	0.39	0.38	0.34	0.50	0.12	0.38
	facebook-opt-2.7b	2.7	0.37	0.45	0.29	0.36	0.32	0.37	0.34	0.52	0.18	0.38
	facebook-opt-6.7b	6.7	0.20	0.31	0.20	0.16	0.17	0.21	0.13	0.48	0.16	0.24
	facebook-opt-13b	13	0.31	0.40	0.19	0.22	0.31	0.25	0.49	0.13	0.31	0.31
	google-flan-t5-small	0.08	0.37	0.43	0.23	0.32	0.40	0.38	0.34	0.50	0.08	0.37
	google-flan-t5-base	0.25	0.45	0.49	0.43	0.45	0.41	0.47	0.44	0.53	0.09	0.45
	google-flan-t5-large	0.78	0.50	0.52	0.48	0.50	0.41	0.50	0.44	0.59	0.13	0.49
	google-flan-t5-xl	3	0.59	0.53	0.50	0.60	0.47	0.53	0.58	0.60	0.19	0.52
	google-flan-t5-xxl	11	0.66	0.56	0.52	0.60	0.49	0.56	0.64	0.63	0.17	0.55
	mosaicml-mpt-7b	7	0.41	0.42	0.36	0.44	0.32	0.37	0.45	0.54	0.25	0.39
	mosaicml-mpt-7b-instruct	7	0.20	0.25	0.30	0.34	0.15	0.22	0.25	0.46	0.24	0.25
	t5-small	0.06	0.12	0.05	0.09	0.18	0.06	0.08	0.09	NaN	0.04	0.08
	t5-base	0.22	0.41	0.18	0.15	0.31	0.12	0.20	0.30	NaN	0.03	0.20
	t5-large	0.77	0.36	0.11	0.26	0.26	0.10	0.14	0.30	0.50	0.03	0.18
	t5-3b	3	0.34	0.41	0.27	0.32	0.35	0.36	0.36	0.49	0.13	0.36
	t5-11b	11	0.38	0.38	0.14	0.31	0.36	0.33	0.23	0.50	0.03	0.32
	togethercomputer-RedPajama-INCITE-7B-Instruct	7	0.41	0.48	0.37	0.41	0.42	0.44	0.39	0.53	0.11	0.43
	llama2-7b-chat	7	0.39	0.27	0.33	0.34	0.24	0.25	0.38	0.56	0.18	0.29
	GPT-3.5		0.64	0.55	0.57	0.65	0.45	0.57	0.49	0.67	0.21	0.56
full	bert-base-uncased	0.11	0.78	0.76	0.65	0.70	0.62	0.70	0.79	0.77	0.55	0.71
	roberta-base	0.086	0.79	0.77	0.68	0.72	0.63	0.70	0.83	0.79	0.64	0.72
	deberta-v3	0.098	0.83	0.77	0.70	0.72	0.66	0.72	0.87	0.79	0.63	0.73
	MiniLM	0.066	0.77	0.72	0.61	0.67	0.58	0.66	0.78	0.69	0.57	0.67
	T5*	0.25	0.53	0.71	0.48	0.50	0.47	0.63	0.44	0.37	0.54	0.58

Table 4: A comparison of the benchmark performances of different models and training schemes. Best-performing instances are shown in bold.

Category	Model	No. params (billions)	Humor & Sarcasm	Offensiveness	Sentiment & Emotion	Social Factors	Trustworthiness	CLS	PAIR	REG	SPAN	Avg.
baseline	majority		0.27	0.42	0.12	0.25	0.41	0.39	0.34	0.50	0.00	0.32
	random		0.40	0.35	0.17	0.36	0.35	0.38	0.51	0.50	0.00	0.32
zero-shot	EleutherAI-gpt-j-6b	6	0.39	0.35	0.29	0.33	0.28	0.32	0.26	0.50	0.08	0.32
	alpaca-native	7	0.39	0.44	0.45	0.55	0.31	0.42	0.48	0.57	0.17	0.43
	bigscience-bloom-560m	0.56	0.30	0.24	0.14	0.26	0.18	0.21	0.26	0.49	0.07	0.22
	bigscience-bloom-1b1	1	0.26	0.39	0.17	0.25	0.33	0.33	0.21	0.48	0.11	0.31
	bigscience-bloom-3b	3	0.37	0.44	0.30	0.34	0.30	0.37	0.32	0.51	0.12	0.37
	bigscience-bloom-7b1	7	0.42	0.27	0.30	0.29	0.20	0.25	0.39	0.51	0.11	0.28
	bigscience-bloomz-560m	0.56	0.38	0.42	0.34	0.42	0.41	0.40	0.41	0.51	0.10	0.40
	bigscience-bloomz-1b1	1	0.41	0.44	0.38	0.43	0.41	0.42	0.44	0.52	0.10	0.42
	bigscience-bloomz-7b1	7	0.50	0.49	0.43	0.53	0.45	0.49	0.51	0.56	0.09	0.48
	cerebras-Cerebras-GPT-111M	0.11	0.21	0.07	0.18	0.09	0.03	0.05	0.18	0.49	0.07	0.10
	cerebras-Cerebras-GPT-590M	0.59	0.31	0.11	0.14	0.19	0.09	0.13	0.23	0.00	0.08	0.14
	cerebras-Cerebras-GPT-2.7B	2.7	0.32	0.19	0.14	0.23	0.16	0.17	0.26	0.49	0.18	0.19
	cerebras-Cerebras-GPT-6.7B	6.7	0.42	0.39	0.30	0.36	0.34	0.35	0.33	0.52	0.13	0.36
	decapoda-research-llama-7b	7	0.45	0.44	0.34	0.41	0.22	0.38	0.34	0.52	0.12	0.38
	decapoda-research-llama-13b	13	0.49	0.43	0.36	0.42	0.31	0.38	0.52	0.53	0.17	0.40
	facebook-opt-1.3b	1.3	0.41	0.43	0.28	0.33	0.39	0.38	0.34	0.50	0.12	0.38
	facebook-opt-2.7b	2.7	0.37	0.45	0.29	0.36	0.32	0.37	0.34	0.52	0.18	0.38
	facebook-opt-6.7b	6.7	0.20	0.31	0.20	0.16	0.17	0.21	0.13	0.48	0.16	0.24
	facebook-opt-13b	13	0.31	0.40	0.19	0.22	0.28	0.31	0.25	0.49	0.13	0.31
	google-flan-t5-small	0.08	0.40	0.43	0.30	0.33	0.41	0.39	0.43	0.49	0.06	0.39
	google-flan-t5-base	0.25	0.42	0.46	0.35	0.36	0.41	0.43	0.42	0.52	0.05	0.42
	google-flan-t5-large	0.78	0.51	0.52	0.47	0.50	0.47	0.51	0.58	0.54	0.09	0.50
	google-flan-t5-xl	3	0.57	0.53	0.48	0.55	0.47	0.53	0.51	0.60	0.14	0.51
	google-flan-t5-xxl	11	0.61	0.55	0.52	0.61	0.47	0.55	0.59	0.62	0.18	0.54
	mosaicml-mpt-7b	7	0.41	0.42	0.36	0.44	0.32	0.37	0.45	0.54	0.25	0.39
	mosaicml-mpt-7b-instruct	7	0.20	0.25	0.30	0.34	0.15	0.22	0.25	0.46	0.24	0.25
	t5-small	0.06	0.33	0.08	0.08	0.25	0.07	0.12	0.09	0.00	0.03	0.12
	t5-base	0.22	0.41	0.15	0.14	0.28	0.12	0.17	0.33	0.00	0.03	0.17
	t5-large	0.77	0.37	0.13	0.14	0.25	0.12	0.14	0.32	0.48	0.03	0.16
	t5-3b	3	0.13	0.21	0.14	0.17	0.23	0.19	0.19	0.48	0.09	0.19
	t5-11b	11	0.38	0.38	0.14	0.31	0.36	0.33	0.23	0.50	0.03	0.32
	togethercomputer-RedPajama-INCITE-7B-Instruct	7	0.41	0.48	0.37	0.41	0.42	0.44	0.39	0.53	0.11	0.43
	llama2-7b-chat	7	0.39	0.27	0.33	0.34	0.24	0.25	0.38	0.56	0.18	0.30
	GPT-3.5		0.64	0.56	0.57	0.65	0.45	0.57	0.49	0.67	0.21	0.56
full	bert-base-uncased	0.11	0.78	0.76	0.65	0.70	0.62	0.70	0.79	0.77	0.55	0.71
	roberta-base	0.086	0.79	0.77	0.68	0.72	0.63	0.70	0.83	0.79	0.64	0.72
	deberta-v3	0.098	0.83	0.77	0.70	0.72	0.66	0.72	0.87	0.79	0.63	0.73
	MiniLM	0.066	0.77	0.72	0.61	0.67	0.58	0.66	0.78	0.69	0.57	0.67
	T5*	0.25	0.53	0.71	0.48	0.50	0.47	0.63	0.44	0.37	0.54	0.58

Table 5: A comparison of the benchmark performances of different models and training schemes on the SOCKETTE test set (a subset of SOCKET). Best-performing instances are shown in bold.

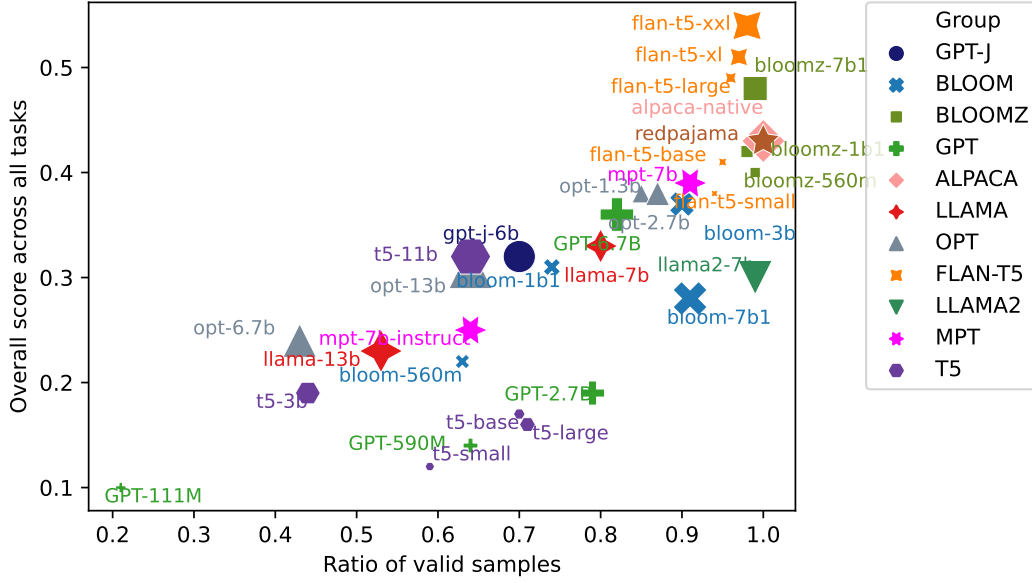


Figure 4: A comparison of the ratio of valid samples which the LLM was able to make an inference given the correct instruction prompt (x-axis) versus the overall scores across every sample in the test dataset where failed predictions are considered incorrect (y-axis).

task	SoCKET	SoCKETTE
contextual-abuse#IdentityDirectedAbuse	0.62	0.58
contextual-abuse#PersonDirectedAbuse	0.53	0.49
crowdflower	0.24	0.22
dailydialog	0.38	0.38
hasbiasedimplication	0.86	0.87
hateoffensive	0.93	0.93
humor-pairs	0.98	0.97
implicit-hate#explicit_hate	0.72	0.68
implicit-hate#implicit_hate	0.71	0.72
implicit-hate#incitement_hate	0.68	0.70
implicit-hate#inferiority_hate	0.60	0.69
implicit-hate#stereotypical_hate	0.68	0.68
implicit-hate#threatening_hate	0.63	0.67
implicit-hate#white_grievance_hate	0.70	0.68
intenty	0.75	0.73
jigsaw#identity_hate	0.80	0.83
jigsaw#insult	0.88	0.87
jigsaw#obscene	0.91	0.91
jigsaw#severe_toxic	0.73	0.74
jigsaw#threat	0.85	1.00
jigsaw#toxic	0.90	0.90
neutralizing-bias-pairs	0.98	0.98
offensiveyn	0.82	0.82
sarc	0.74	0.77
sentitreebank	0.97	0.97
sexyn	0.79	0.77
toxic-span	0.68	0.69
tweet_emoji	0.34	0.32
tweet_emotion	0.81	0.81
tweet_sentiment	0.71	0.69
two-to-lie#receiver_truth	0.59	0.60
two-to-lie#sender_truth	0.58	0.58

Table 7: A comparison of the evaluation scores between the test sets for SoCKET versus SoCKETTE when evaluated on a DeBERTa-v3 model trained on a single-task setting.

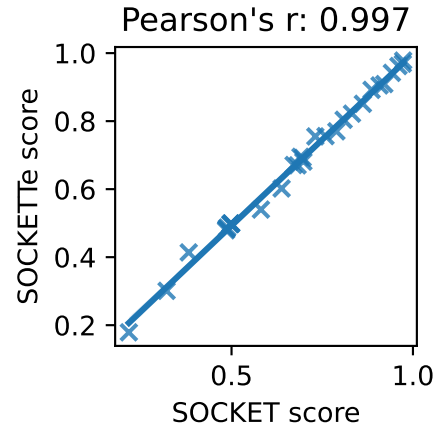


Figure 5: For each of the 32 tasks in SoCKET containing more than 1,000 test samples, we evaluate the performance of a deberta-v3 model trained on a single SoCKET task on both the original test set as well as the smaller SoCKETTE variant. The correlation between the two scores results in a high Pearson’s r score of 0.997, indicating SoCKETTE can be reliably deployed for more rapid model testing.

tuned to predict “yes” or “no” regarding the prompt question. During inference, the probability of the “yes” token is used as the prediction score. For span tasks, we directly train the model to generate the full answer.

B.6 Details on zero-shot predictions (§4, §5)

We use manually designed prompts for all the zero-shot prediction tasks and the prompts are shown in Table 8.

B.7 Computing correlation scores of task dependencies (§5)

Because our framework consists of several task types, it is challenging to obtain a unified metric of correlation across different task comparisons. We use the following rules to obtain correlation values:

- Regression task & regression task: We compute the Pearson’s correlation coefficient of the two arrays.
- Regression task & binary classification task: We compute the point biserial correlation coefficient of a continuous array and a binary array.
- Regression task & multi-class classification task: We set up a linear regression task using the one-hot coded values of the multi-class array as independent variables and the continuous array as the dependent variable. We report the root of the R-squared value of the regression as correlation (Olsson et al., 1982).
- Binary classification task & binary classification task: We compute the Matthews’ correlation coefficient (Matthews, 1975) from the two binary arrays.
- Binary or multi-task classification task & multi-class classification task: We compute the Cramer’s V score (Cramér, 1999) from the two arrays of categorical variables.

B.8 Computing pairwise model similarities (§5)

We quantify the model similarity between two tasks as follows. We finetune a pretrained LLM on task t_A to obtain a model m_A , and another LLM on task t_B to obtain m_B . We obtain pairwise model similarities by inferring both models on a sufficiently large dataset—in this case the entire test set of all tasks—and computing the correlation of the two inferred arrays. We construct an undirected graph (Figure 7) where the thickness and color represent absolute correlation strength and polarity between the two models. The addition of polarity enables us to further discover strong negative correlations with task pairs such as politeness and offensiveness.

B.9 List of all potential tasks and datasets for SOCKET

Type	Task	Question/Options	
PAIR	talkdown-pairs	For the quote "text_a" and its context "text_b", is the quote condescending?	['No', 'Yes']
REG	hahackathon#humor_rating	Determine the degree of humor of the given sentence: "text". The score should be ranging from 0.0 to 5.0, and can be a decimal. 0 is not humorous at all, and 5 is very humorous.	
CLS	hahackathon#is_humor	For the sentence: "text", is it humorous?	['No', 'Yes']
PAIR	humor-pairs	The first sentence is "text_a". The second sentence is "text_b". Is the first sentence funnier than the second sentence?	['Yes', 'No']
CLS	sarc	For the sentence: "text", is it sarcastic?	['Yes', 'No']
CLS	tweet_irony	For the sentence: "text", is it ironic?	['No', 'Yes']
CLS	contextual-abuse#IdentityDirectedAbuse	For the sentence: "text", is it identity directed abuse?	['No', 'Yes']
CLS	contextual-abuse#PersonDirectedAbuse	For the sentence: "text", is it person directed abuse?	['No', 'Yes']
REG	hahackathon#offense_rating	Determine the degree of offense of the given sentence: "text". The score should be ranging from 0.0 to 5.0, and can be a decimal.	
CLS	hasbiasedimplication	For the sentence: "text", does it imply some biases?	['No', 'Yes']
CLS	hateoffensive	For the sentence: "text", is it hate or offensive?	['Hate', 'Offensive', 'Neither']
CLS	implicit-hate#explicit_hate	For the sentence: "text", is it explicit hate?	['No', 'Yes']
CLS	implicit-hate#implicit_hate	For the sentence: "text", is it implicitly hateful?	['No', 'Yes']
CLS	implicit-hate#incitement_hate	For the sentence: "text", is it a hateful incitement to act?	['No', 'Yes']
CLS	implicit-hate#inferiority_hate	For the sentence: "text", is it inferiority hate?	['No', 'Yes']
CLS	implicit-hate#stereotypical_hate	For the sentence: "text", is it a hateful message involving stereotypes?	['No', 'Yes']
CLS	implicit-hate#threatening_hate	For the sentence: "text", is it hateful in a threatening way?	['No', 'Yes']
CLS	implicit-hate#white_grievance_hate	For the sentence: "text", is it white grievance hate?	['No', 'Yes']
CLS	intenty	For the sentence: "text", is it intentional?	['No', 'Yes']
CLS	jigsaw#identity_hate	For the sentence: "text", is it identity hate?	['No', 'Yes']
CLS	jigsaw#insult	For the sentence: "text", is it an insult?	['No', 'Yes']
CLS	jigsaw#obscene	For the sentence: "text", is it obscene?	['No', 'Yes']
CLS	jigsaw#severe_toxic	For the sentence: "text", is it severely toxic?	['No', 'Yes']
CLS	jigsaw#threat	For the sentence: "text", is it a threat?	['No', 'Yes']
CLS	jigsaw#toxic	For the sentence: "text", is it toxic?	['No', 'Yes']
CLS	offensiveyn	For the sentence: "text", is it offensive?	['No', 'Yes']
CLS	sexyn	For the sentence: "text", is it sexist?	['No', 'Yes']
SPAN	toxic-span	In the sentence: "text", which part of it can be identified as toxic?	
CLS	tweet_offensive	For the sentence: "text", is it offensive?	['No', 'Yes']
CLS	crowdfower	For the sentence: "text", what is its emotion?	['empty', 'sadness', 'enthusiasm', 'neutral', 'worry', 'love', 'fun', 'hate', 'happiness', 'relief', 'boredom', 'surprise', 'anger']
CLS	dailydialog	For the given conversation, "text", what is its emotion?	['no emotion', 'anger', 'disgust', 'fear', 'happiness', 'sadness', 'surprise']
REG	emobank#arousal	Given the VAD model of emotion, determine the degree of arousal of the given sentence: "text". The score should be ranging from 0.0 to 5.0, and can be a decimal.	
REG	emobank#dominance	Given the VAD model of emotion, determine the degree of dominance of the given sentence: "text". The score should be ranging from 0.0 to 5.0, and can be a decimal.	
REG	emobank#valence	Given the VAD model of emotion, determine the degree of valence of the given sentence: "text". The score should be ranging from 0.0 to 5.0, and can be a decimal.	
SPAN	emotion-span	In the sentence: "text", which part of it expresses strong emotion?	
REG	empathy#distress	Determine the degree of distress of the given sentence: "text". The score should be ranging from 0.0 to 7.0, and can be a decimal.	
CLS	empathy#distress_bin	For the sentence: "text", is it showing distress?	['No', 'Yes']
PAIR	same-side-pairs	For the sentences: "text_a" and "text_b", are they on the same side?	['No', 'Yes']
CLS	sentitreebank	For the sentence: "text", is it positive?	['Yes', 'No']
CLS	tweet_emoji	For the sentence: "text", what is the emoji that can be added to it?	20 emojis
CLS	tweet_emotion	For the sentence: "text", what is its emotion?	['anger', 'joy', 'optimism', 'sadness']
CLS	tweet_sentiment	For the sentence: "text", what is its sentiment?	['negative', 'neutral', 'positive']
CLS	complaints	For the sentence: "text", is it a complaint?	['No', 'Yes']
REG	empathy#empathy	Determine the degree of empathy of the given sentence: "text". The score should be ranging from 0.0 to 7.0, and can be a decimal.	
CLS	empathy#empathy_bin	For the sentence: "text", is it expressing empathy?	['No', 'Yes']
CLS	hayati_politeness	For the sentence: "text", is it polite?	['No', 'Yes']
CLS	questionintimacy	For the sentence: "text", how intimate do you think it is?	['Very intimate', 'Intimate', 'Somewhat intimate', 'Not very intimate', 'Not intimate', 'Not intimate at all']
CLS	stanfordpoliteness	For the sentence: "text", is it polite?	['Yes', 'No']
CLS	bragging#brag_achievement	For the sentence: "text", is it bragging about an achievement?	['No', 'Yes']
CLS	bragging#brag_action	For the sentence: "text", is it bragging about an action?	['No', 'Yes']
CLS	bragging#brag_possession	For the sentence: "text", is it bragging about a possession?	['No', 'Yes']
CLS	bragging#brag_trait	For the sentence: "text", is it bragging about a trait?	['No', 'Yes']
CLS	hypo-l	For the sentence: "text", is it a hyperbole?	['No', 'Yes']
PAIR	neutralizing-bias-pairs	For the sentences: "text_a" and "text_b", which one is biased?	['the first sentence is biased', 'the second sentence is biased']
SPAN	propaganda-span	In the sentence: "text", which part of it can be identified as the propaganda?	
CLS	rumor#rumor_bool	For the sentence: "text", is it a rumor?	['No', 'Yes']
CLS	two-to-lie#receiver_truth	For the sentence: "text", will it be perceived as a lie by the receiver?	['Yes', 'No']
CLS	two-to-lie#sender_truth	For the sentence: "text", is the sender intending to tell a lie?	['Yes', 'No']

Table 8: The manually designed prompt questions and options used for each task.

Type	Task	Question
REG	hahackathon#humor_rating	For the sentence:"text", is it humorous?
REG	hahackathon#offense_rating	For the sentence:"text", is it offensive?
REG	emobank#arousal	For the sentence:"text", is the presented emotion highly arousal?
REG	emobank#dominance	For the sentence:"text", is the presented emotion highly dominant?
REG	emobank#valence	For the sentence:"text", is the presented emotion positive?
REG	empathy#distress	For the sentence:"text", does it show distress?
REG	empathy#empathy	For the sentence:"text", does it show empathy?

Table 9: The manually designed prompt questions for fine-tuning regression tasks over the t5 model.

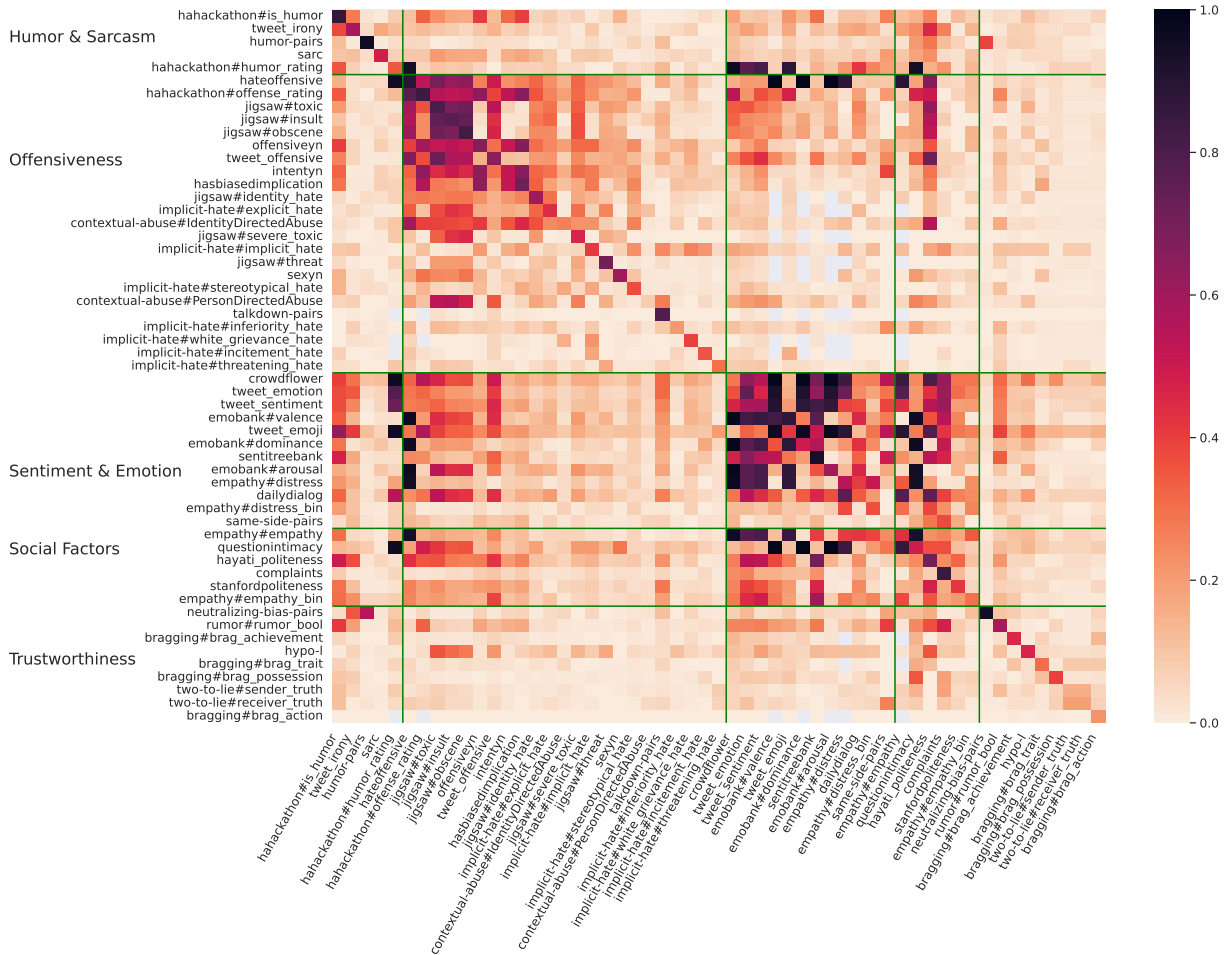


Figure 6: A detailed heatmap of Figure 2 showing task dependency among all task pairs as well as task labels. Each value represents the absolute strength of correlation between the true labels of the test set of a specific task (columns) and the predictions made on that task using a model trained on a different task (rows).

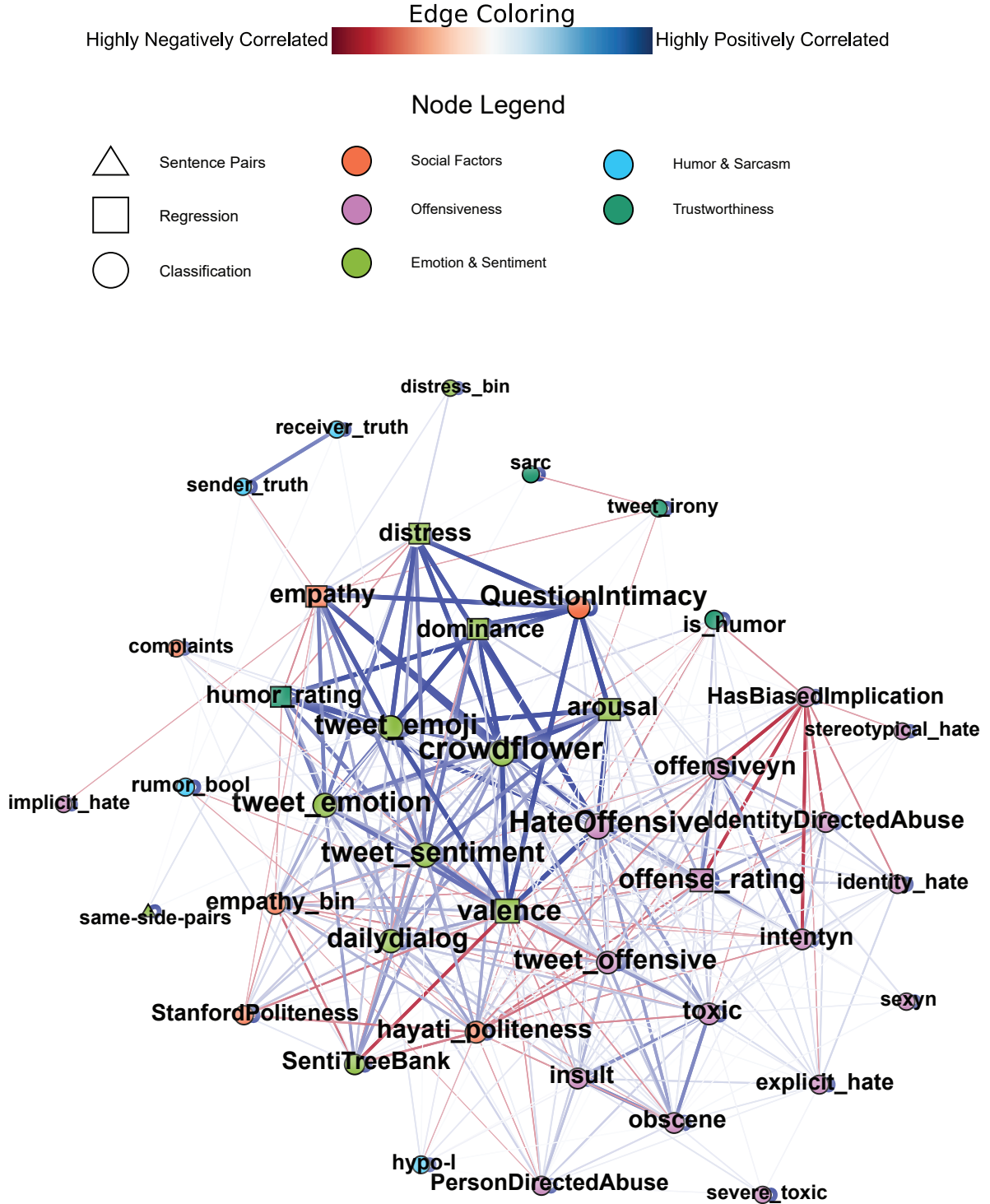


Figure 7: Weighted, undirected graph of model correlations. Each edge between nodes i and j is weighted by the correlation between predictions from a model fine-tuned on task i and predictions from a model fine-tuned on task j , evaluated on the entire SOCKET dataset. Nodes are sized proportionally to their weighted degree and a Yifan Hu algorithm is applied for layout, with minor adjustments for readability. Refer to §B.8 for details on how the pairwise score for each edge was computed. We observe strong positive correlations similar to Figure 2, especially within the Sentiment & Emotion category and the Offensiveness category. We also see that across-category transfers may happen in a negative direction such as *hayati_politeness* and several Offensiveness tasks.

Dataset	Task name	Task type	Rand.	Maj.	Single task	Categorywise	All tasks
<i>Humor & Sarcasm</i>							
hahackathon	humor_rating	REG	0.5	0.5	0.68 0.01	0.67 0.01	0.66 0.03
hahackathon	is_humor	CLS	0.49	0.38	0.93 0.00	0.93 0.00	0.91 0.01
humor-pairs	humor-pairs	PAIR	0.50	0.34	0.98 0.00	0.98 0.00	0.97 0.00
tweet_irony	tweet_irony	CLS	0.49	0.28	0.80 0.01	0.80 0.00	0.75 0.03
<i>Offensiveness</i>							
contextual-abuse	IdentityDirectedAbuse	CLS	0.35	0.50	0.61 0.02	0.62 0.00	0.63 0.01
contextual-abuse	PersonDirectedAbuse	CLS	0.34	0.50	0.54 0.01	0.55 0.02	0.57 0.02
hahackathon	offense_rating	REG	0.5	0.5	0.91 0.01	0.91 0.00	0.92 0.01
hasbiasedimplication	hasbiasedimplication	CLS	0.50	0.37	0.86 0.00	0.86 0.00	0.87 0.00
hateoffensive	hateoffensive	CLS	0.27	0.27	0.93 0.00	0.95 0.01	0.95 0.01
implicit-hate	explicit_hate	CLS	0.37	0.49	0.72 0.00	0.74 0.01	0.73 0.01
implicit-hate	implicit_hate	CLS	0.47	0.43	0.71 0.01	0.71 0.01	0.69 0.01
implicit-hate	incitement_hate	CLS	0.38	0.49	0.67 0.01	0.68 0.01	0.67 0.00
implicit-hate	inferiority_hate	CLS	0.34	0.50	0.59 0.02	0.59 0.01	0.58 0.02
implicit-hate	stereotypical_hate	CLS	0.37	0.49	0.68 0.01	0.66 0.01	0.68 0.01
implicit-hate	threatening_hate	CLS	0.33	0.50	0.60 0.02	0.64 0.01	0.65 0.04
implicit-hate	white_grievance_hate	CLS	0.39	0.48	0.71 0.01	0.71 0.01	0.71 0.02
intenty	intenty	CLS	0.47	0.42	0.75 0.00	0.74 0.01	0.74 0.01
jigsaw	identity_hate	CLS	0.34	0.50	0.79 0.01	0.76 0.01	0.79 0.01
jigsaw	insult	CLS	0.38	0.49	0.88 0.00	0.87 0.01	0.88 0.01
jigsaw	obscene	CLS	0.38	0.49	0.90 0.01	0.91 0.00	0.91 0.01
jigsaw	severe_toxic	CLS	0.34	0.50	0.74 0.01	0.73 0.02	0.71 0.02
jigsaw	threat	CLS	0.34	0.50	0.85 0.02	0.81 0.04	0.80 0.03
jigsaw	toxic	CLS	0.41	0.47	0.91 0.00	0.90 0.00	0.91 0.01
offensiveyn	offensiveyn	CLS	0.50	0.37	0.82 0.00	0.83 0.01	0.83 0.00
sexyn	sexyn	CLS	0.37	0.49	0.80 0.01	0.79 0.00	0.79 0.00
talkdown-pairs	talkdown-pairs	PAIR	0.50	0.33	0.89 0.01	0.88 0.01	0.88 0.00
toxic-span	toxic-span	SPAN	0	0	0.68 0.02	0.65 0.05	0.67 0.05
tweet_offensive	tweet_offensive	CLS	0.48	0.42	0.81 0.01	0.81 0.01	0.80 0.00
<i>Sentiment & Emotion</i>							
crowdfower	crowdfower	CLS	0.06	0.03	0.24 0.00	0.23 0.01	0.22 0.00
dailydialog	dailydialog	CLS	0.07	0.13	0.43 0.04	0.47 0.00	0.47 0.02
emobank	arousal	REG	0.5	0.5	0.80 0.02	0.81 0.02	0.79 0.02
emobank	dominance	REG	0.5	0.5	0.75 0.02	0.75 0.01	0.73 0.02
emobank	valence	REG	0.5	0.5	0.92 0.01	0.92 0.00	0.90 0.01
emotion-span	emotion-span	SPAN	0	0	0.96 0.01	0.89 0.00	0.86 0.03
empathy	distress	REG	0.5	0.5	0.77 0.01	0.75 0.03	0.72 0.01
empathy	distress_bin	CLS	0.50	0.31	0.68 0.01	0.69 0.03	0.65 0.02
same-side-pairs	same-side-pairs	PAIR	0.48	0.35	0.66 0.12	0.70 0.09	0.76 0.05
sentitreebank	sentitreebank	CLS	0.50	0.31	0.97 0.00	0.96 0.00	0.96 0.01
tweet_emoji	tweet_emoji	CLS	0.04	0.02	0.34 0.00	0.33 0.00	0.33 0.00
tweet_emotion	tweet_emotion	CLS	0.24	0.14	0.80 0.01	0.81 0.01	0.80 0.00
tweet_sentiment	tweet_sentiment	CLS	0.32	0.22	0.71 0.00	0.71 0.01	0.69 0.01
<i>Social Factors</i>							
complaints	complaints	CLS	0.50	0.36	0.92 0.01	0.92 0.00	0.91 0.01
empathy	empathy	REG	0.5	0.5	0.70 0.04	0.71 0.03	0.70 0.01
empathy	empathy_bin	CLS	0.50	0.33	0.63 0.02	0.62 0.01	0.59 0.03
hayati_politeness	hayati_politeness	CLS	0.47	0.41	0.87 0.01	0.87 0.05	0.89 0.03
questionintimacy	questionintimacy	CLS	0.16	0.06	0.49 0.03	0.48 0.02	0.46 0.02
stanfordpoliteness	stanfordpoliteness	CLS	0.50	0.36	0.70 0.02	0.71 0.01	0.72 0.02
<i>Trustworthiness</i>							
bragging	brag_achievement	CLS	0.36	0.49	0.74 0.01	0.69 0.01	0.76 0.03
bragging	brag_action	CLS	0.35	0.50	0.59 0.02	0.57 0.06	0.59 0.04
bragging	brag_possession	CLS	0.35	0.50	0.70 0.02	0.66 0.03	0.52 0.03
bragging	brag_trait	CLS	0.34	0.50	0.67 0.01	0.59 0.07	0.61 0.04
hypo-l	hypo-l	CLS	0.48	0.41	0.74 0.01	0.71 0.01	0.69 0.01
neutralizing-bias-pairs	neutralizing-bias-pairs	PAIR	0.50	0.33	0.96 0.01	0.96 0.01	0.96 0.00
propaganda-span	propaganda-span	SPAN	0	0	0.22 0.10	0.23 0.03	0.24 0.00
rumor	rumor_bool	CLS	0.49	0.39	0.85 0.05	0.78 0.02	0.78 0.05
two-to-lie	receiver_truth	CLS	0.38	0.49	0.57 0.02	0.57 0.02	0.53 0.01
two-to-lie	sender_truth	CLS	0.38	0.49	0.58 0.02	0.59 0.03	0.55 0.03

Table 10: Detailed table of performance scores from comparing single-task vs multi-task trained models in Section 6 (refer to Table 3 in Section 6). There are no significant gains from the two multi-task settings in the Humor & Sarcasm category, where the tasks in general have low task dependency (ref. Section 5). However, for other categories we see several instances of tasks where multi-task trained model have greater performance.

Paper/Dataset Title	Tasks	Reference
Automatic Identification and Classification of Bragging in Social Media	Bragging (Achievement)	Jin et al. (2022)
Automatic Identification and Classification of Bragging in Social Media (Jin et al., 2022)	Bragging (Action)	Jin et al. (2022)
Automatic Identification and Classification of Bragging in Social Media	Bragging (Possession)	Jin et al. (2022)
Automatic Identification and Classification of Bragging in Social Media	Bragging (Trait)	Jin et al. (2022)
Automatically Identifying Complaints in Social Media	Complaints	Preoȃiuc-Pietro et al. (2019)
Introducing CAD: the Contextual Abuse Dataset	Identity Based Hate	Vidgen et al. (2021)
Introducing CAD: the Contextual Abuse Dataset	Individual Hate	Vidgen et al. (2021)
Introducing CAD: the Contextual Abuse Dataset	Group-Based Hate	Vidgen et al. (2021)
Introducing CAD: the Contextual Abuse Dataset	Counter Speech	Vidgen et al. (2021)
Sentiment Analysis in Text	Emotion	CrowdFlower (2016)
DailyDialog: A Manually Labelled Multi-turn Dialogue Dataset	Emotion	Li et al. (2017)
EmoBank: Studying the Impact of Annotation Perspective and Representation Format on Dimensional Emotion Analysis	Emotion (Valence)	Buechel and Hahn (2017)
EmoBank: Studying the Impact of Annotation Perspective and Representation Format on Dimensional Emotion Analysis	Emotion (Arousal)	Buechel and Hahn (2017)
EmoBank: Studying the Impact of Annotation Perspective and Representation Format on Dimensional Emotion Analysis	Emotion (Dominance)	Buechel and Hahn (2017)
Detecting Emotion Stimuli in Emotion-Bearing Sentences	Emotion	Ghazi et al. (2015)
Measuring the Language of Self-Disclosure across Corpora	Disturbance	Reuel et al. (2022)
Measuring the Language of Self-Disclosure across Corpora	Empathy	Reuel et al. (2022)
SemEval 2021 Task 7: HaHackathon, Detecting and Rating Humor and Offense	Humor Rating	Meaney et al. (2021)

SemEval 2021 Task 7: HaHackathon, Detecting and Rating Humor and Offense	Funny (boolean)	Meaney et al. (2021)
SemEval 2021 Task 7: HaHackathon, Detecting and Rating Humor and Offense	Offensiveness	Meaney et al. (2021)
Social Bias Frames: Reasoning about Social and Power Implications of Language	Biased Implication	Sap et al. (2020)
Social Bias Frames: Reasoning about Social and Power Implications of Language	Intent	Sap et al. (2020)
Social Bias Frames: Reasoning about Social and Power Implications of Language	Offensiveness	Sap et al. (2020)
Social Bias Frames: Reasoning about Social and Power Implications of Language	Sexism	Sap et al. (2020)
Automated Hate Speech Detection and the Problem of Offensive Language	Offensive	Davidson et al. (2017)
Does BERT Learn as Humans Perceive? Understanding Linguistic Styles through Lexica	Politeness	Hayati et al. (2021)
Does BERT Learn as Humans Perceive? Understanding Linguistic Styles through Lexica	Positivity	Hayati et al. (2021)
Does BERT Learn as Humans Perceive? Understanding Linguistic Styles through Lexica	Anger	Hayati et al. (2021)
Does BERT Learn as Humans Perceive? Understanding Linguistic Styles through Lexica	Disgust	Hayati et al. (2021)
Does BERT Learn as Humans Perceive? Understanding Linguistic Styles through Lexica	Fear	Hayati et al. (2021)
Does BERT Learn as Humans Perceive? Understanding Linguistic Styles through Lexica	Joy	Hayati et al. (2021)
Does BERT Learn as Humans Perceive? Understanding Linguistic Styles through Lexica	Sadness	Hayati et al. (2021)
SemEval-2020 Task 7: Assessing Humor in Edited News Headlines	Funnier Sequence	Hossain et al. (2020)
MOVER: Mask, Over-generate and Rank for Hyperbole Generation	Hyperbole	Zhang and Wan (2022)
Latent Hatred: A Benchmark for Understanding Implicit Hate Speech	Explicit Hate	ElSherief et al. (2021)
Latent Hatred: A Benchmark for Understanding Implicit Hate Speech	Implicit Hate	ElSherief et al. (2021)
Latent Hatred: A Benchmark for Understanding Implicit Hate Speech	Incitement	ElSherief et al. (2021)
Latent Hatred: A Benchmark for Understanding Implicit Hate Speech	Inferiority	ElSherief et al. (2021)
Latent Hatred: A Benchmark for Understanding Implicit Hate Speech	Stereotyping	ElSherief et al. (2021)
Latent Hatred: A Benchmark for Understanding Implicit Hate Speech	Threat	ElSherief et al. (2021)
Latent Hatred: A Benchmark for Understanding Implicit Hate Speech	Offensive	ElSherief et al. (2021)
Latent Hatred: A Benchmark for Understanding Implicit Hate Speech	Irony	ElSherief et al. (2021)
Latent Hatred: A Benchmark for Understanding Implicit Hate Speech	Other Hate	ElSherief et al. (2021)

Toxic Comment Classification Challenge	Identity-Based Hate	Jigsaw (2017)
Toxic Comment Classification Challenge	Insult	Jigsaw (2017)
Toxic Comment Classification Challenge	Obscenity	Jigsaw (2017)
Toxic Comment Classification Challenge	Severe Toxicity	Jigsaw (2017)
Toxic Comment Classification Challenge	Threat	Jigsaw (2017)
Toxic Comment Classification Challenge	Toxicity	Jigsaw (2017)
Automatically Neutralizing Subjective Bias in Text	Bias	Pryzant et al. (2020)
SemEval-2020 Task 11: Detection of Propaganda Techniques in News Articles	Propaganda Technique	Da San Martino et al. (2020)
Quantifying Intimacy in Language	Intimacy	Pei and Jurgens (2020)
Detect Rumors in Microblog Posts Using Propagation Structure via Kernel Learning	Rumor Detection	Ma et al. (2017)
On Classifying whether Two Texts are on the Same Side of an Argument	Stance	Körner et al. (2021)
A Large Self-Annotated Corpus for Sarcasm	Sarcasm	Khodak et al. (2018)
Recursive Deep Models for Semantic Compositionality Over a Sentiment Treebank	Sentiment	Socher et al. (2013)
Facilitating the Communication of Politeness through Fine-Grained Paraphrasing	Politeness	Fu et al. (2020)
TalkDown: A Corpus for Condescension Detection in Context	Condescension	Wang and Potts (2019)
SemEval-2021 Task 5: Toxic Spans Detection	Toxicity	Pavlopoulos et al. (2021)
SemEval 2018 Task 2: Multilingual Emoji Prediction	Emoji	Barbieri et al. (2018)
SemEval-2018 Task 1: Affect in Tweets	Emotion	Mohammad et al. (2018)
SemEval-2018 Task 3: Irony Detection in English Tweets	Irony	Van Hee et al. (2018)
Predicting the Type and Target of Offensive Posts in Social Media	Offensiveness	Zampieri et al. (2019a)
SemEval-2017 Task 4: Sentiment Analysis in Twitter	Sentiment	Rosenthal et al. (2017)
It Takes Two to Lie: One to Lie, and One to Listen	Sender Truth	Peskov et al. (2020)
It Takes Two to Lie: One to Lie, and One to Listen	Receiver Truth	Peskov et al. (2020)
“So You Think You’re Funny?”: Rating the Humour Quotient in Standup Comedy	Humor Rating	Mittal et al. (2021)
DEBAGREEMENT: A comment-reply dataset for (dis)agreement detection in online debates	Stance	Pougué-Biyong et al. (2021)
The CLEF-2021 CheckThat! Lab on Detecting Check-Worthy Claims, Previously Fact-Checked Claims, and Fake News	Trustworthiness	Nakov et al. (2021)
Finding Deceptive Opinion Spam by Any Stretch of the Imagination	Deceit	Ott et al. (2011)
Finding Deceptive Opinion Spam by Any Stretch of the Imagination	Fact	Ott et al. (2011)
A Clustering Approach for Nearly Unsupervised Recognition of Nonliteral Language	Nonliteral Language	Birke and Sarkar (2006)
Detecting Community Sensitive Norm Violations in Online Conversations	Community Norms	Park et al. (2021)
Can Machines Learn Morality? The Delphi Experiment	Moral Judgment	Jiang et al. (2021)

SemEval-2019 Task 5: Multilingual Detection of Hate Speech Against Immigrants and Women in Twitter	Hate Speech	Basile et al. (2019)
SemEval-2019 Task 6: Identifying and Categorizing Offensive Language in Social Media (OffenseEval)	Offensiveness	Zampieri et al. (2019b)
CivilComments	Toxicity	(Jigsaw, 2019)
CivilComments	Very Toxic	(Jigsaw, 2019)
(Male, Bachelor) and (Female, Ph.D) have different connotations: Parallely Annotated Stylistic Language Dataset with Multiple Personas	Gender	Kang et al. (2019)
(Male, Bachelor) and (Female, Ph.D) have different connotations: Parallely Annotated Stylistic Language Dataset with Multiple Personas	Age	Kang et al. (2019)
(Male, Bachelor) and (Female, Ph.D) have different connotations: Parallely Annotated Stylistic Language Dataset with Multiple Personas	Country	Kang et al. (2019)
(Male, Bachelor) and (Female, Ph.D) have different connotations: Parallely Annotated Stylistic Language Dataset with Multiple Personas	Political view	Kang et al. (2019)
(Male, Bachelor) and (Female, Ph.D) have different connotations: Parallely Annotated Stylistic Language Dataset with Multiple Personas	Education	Kang et al. (2019)
(Male, Bachelor) and (Female, Ph.D) have different connotations: Parallely Annotated Stylistic Language Dataset with Multiple Personas	Ethnicity	Kang et al. (2019)
Webis Clickbait Corpus 2017	Clickbait	Potthast et al. (2018)
VU Amsterdam Metaphor Corpus	Metaphor	Steen et al. (2011)
Measuring Sentence-Level and Aspect-Level (Un)certainly in Science Communications	Uncertainty	Pei and Jurgens (2021)
Dear Sir or Madam, May I Introduce the GYAFC Dataset: Corpus, Benchmarks and Metrics for Formality Style Transfer	Formality	Rao and Tetreault (2018)
International Survey on Emotion Antecedents and Reactions	Sentiment	Scherer and Wallbott (1994)
Short Jokes	Joke	Moudgil
Short Text Corpus with Focus on Humor Detection	Joke	CrowdTruth (2016)
Hateful Symbols or Hateful People? Predictive Features for Hate Speech Detection on Twitter	Sexism	Waseem and Hovy (2016)
Hateful Symbols or Hateful People? Predictive Features for Hate Speech Detection on Twitter	Racism	Waseem and Hovy (2016)
Studying the Dark Triad of Personality through Twitter Behavior	narcissism	Preoȕiuc-Pietro et al. (2019)
Studying the Dark Triad of Personality through Twitter Behavior	psychopathy	Preoȕiuc-Pietro et al. (2019)
Studying the Dark Triad of Personality through Twitter Behavior	Machiavellianism	Preoȕiuc-Pietro et al. (2019)
Utterance-level Dialogue Understanding: An Empirical Study	Emotion	Ghosal et al. (2020)

Table 11: Table of all the datasets considered when curating the SOCKET Benchmark.