

Improving Probability-based Prompt Selection Through Unified Evaluation and Analysis

Sohee Yang^{1*} Jonghyeon Kim^{3†} Joel Jang⁴
Seonghyeon Ye² Hyunji Lee² Minjoon Seo²

¹UCL ²KAIST ³Dongguk University ⁴University of Washington
sohee.yang.22@ucl.ac.uk

Abstract

Previous works in prompt engineering for large language models have introduced different gradient-free probability-based prompt selection methods that aim to choose the optimal prompt among the candidates for a given task but have failed to provide a comprehensive and fair comparison between each other. In this paper, we propose a unified framework to interpret and evaluate the existing probability-based prompt selection methods by performing extensive experiments on 13 common and diverse NLP tasks. We find that each of the existing methods can be interpreted as some variant of the method that maximizes mutual information between the input and the predicted output (MI). Utilizing this finding, we develop several other combinatorial variants of MI and increase the effectiveness of the oracle prompt selection method from 87.79% to 94.98%, measured as the ratio of the performance of the selected prompt to that of the optimal oracle prompt. Furthermore, considering that all the methods rely on the output probability distribution of the model that might be biased, we propose a novel calibration method called Calibration by Marginalization (CBM) that is orthogonal to the existing methods and helps increase the prompt selection effectiveness of the best method to 96.85%, achieving 99.44% of the oracle prompt F1 without calibration.¹

1 Introduction

Large Language Models (LLMs) have demonstrated remarkable performance in solving various natural language processing tasks through

prompt-based learning without requiring additional task-specific training (Brown et al., 2020; Dong et al., 2023). However, the performance of LLMs can heavily fluctuate according to the choice of prompts (Zhao et al., 2021; Holtzman et al., 2021; Lu et al., 2022). While various prompt engineering approaches have been proposed to mitigate this issue, the nontrivial prerequisites of many of these methods, such as training an additional model and/or using an additional component, have been a bottleneck to their real application (Liu et al., 2023; Li and Liang, 2021; Jiang et al., 2020; Prasad et al., 2023; Liu et al., 2022; Rubin et al., 2022).

On the other hand, probability-based prompt selection methods do not require any additional parameter updates or additional components² and thus provide a promising and easily applicable solution; these methods aim to select the prompt from a set of prompts that is expected to be most effective in helping a language model to make correct predictions *solely based on the probability distribution* of the model (Sorensen et al., 2022; Lu et al., 2022; Wu et al., 2023; Liao et al., 2022; Gonen et al., 2023). However, despite their ease of utilization, there has been a lack of comprehensive comparative evaluation between existing probability-based prompt selection methods, as each method is proposed in different setups and evaluated on different datasets, evaluation instances, sets of prompts, and models.

In this paper, we first carefully design a unified evaluation setup to facilitate a fair comparison between different prompt selection methods. Our unified evaluation reveals that no single method consistently outperforms other methods across all datasets and that all existing probability-based

^{*}This project was initiated while the first author was a Master’s student at KAIST (Nov 2022 - Feb 2023).

[†]Work done as an intern at KAIST.

¹The code and datasets used in our work are available at <https://github.com/soheeyang/unified-prompt-selection>.

²While the prerequisite is a set of candidate prompts to select from, this data is relatively small in size and can be easily obtained from the research community (Bach et al., 2022) or via machine generation (OpenAI, 2023).

prompt selection methods roughly correspond to a sub-term of the equation of Mutual Information (MI) (Sorensen et al., 2022). We utilize this discovery to propose several variants of MI that use different combinations of the components of existing methods, and the best combinational variant MI_{AGL} increases the scaled F1 (F1 divided by that of the oracle prompt, showing the effectiveness of the prompt selection method) from 87.79% to 94.98% (MI_{AGL} of Figure 1a).

Furthermore, we find the need for a better approximation of the LLM’s output probability distribution, considering that all probability-based prompt selection methods rely on the probabilistic estimates from the model that might be biased. Therefore, by drawing a connection between the existing model output probability calibration methods (Zhao et al., 2021; Holtzman et al., 2021), we propose an enhanced calibration method, Calibration By Marginalization (CBM). CBM significantly improves the prompt selection performance of several methods when applied to calibrate the output probability of LLMs, increasing the best-scaled F1 to 96.85% ($MI_A^{(PA)}$ of Figure 1a), achieving 99.44% of the oracle prompt F1 under the uncalibrated scenario. CBM also proves to show the most robust answer selection enhancement across multiple datasets compared to the existing calibration methods (Figure 1b).

2 Probability-based Prompt Selection

In this section, we perform a unified evaluation of existing probability-based prompt selection methods. First, we describe the task of probability-based prompt selection in Section 2.1. Next, we briefly introduce each of the existing methods in Section 2.2. Then, we describe our experimental setup for unified evaluation in Section 2.3 and present the evaluation results in Section 2.4.

2.1 Task Description

Probability-based prompt selection is the task of selecting one or more prompts from a list of prompts T , which are expected to help the language model θ make the most accurate prediction for the evaluation dataset X where the evaluation instances are drawn from the data distribution, $x \sim P_X$, utilizing only the output probability distributions of the model on X ,³ without knowing

³Note that one can perform a computation-efficient prompt selection or transfer of prompt selection by (1) select-

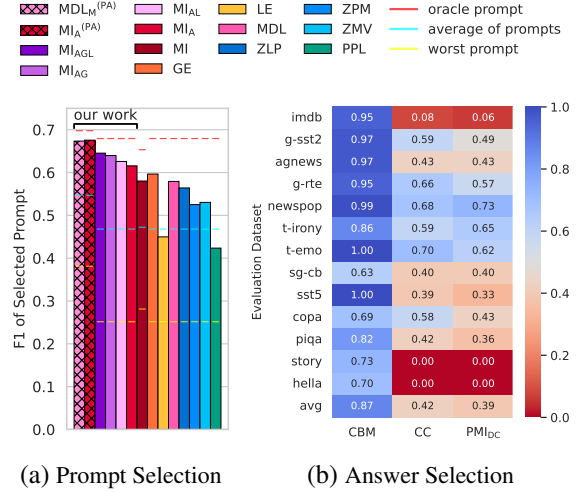


Figure 1: **(a)** F1 of the prompts selected by different probability-based prompt selection methods, averaged across 13 datasets. Per-dataset F1 and accuracy are shown in Figure 9. The methods without super/subscripts are the existing methods (Table 1), while those with super/subscripts are our proposed methods (Table 4 & Equation 1). **(b)** Ratio of the prompts (out of 100) whose F1 on each dataset improves by applying probability calibration for answer selection, averaged across 10 models. Our proposed calibration method, CBM (Equation 1), is considerably more effective than CC and PMI_{DC} (Table 5) in enhancing the answer selection performance of the prompts.

the ground truth labels and using neither additional gradient-based updates nor other trained components. The performance of a probability-based prompt selection method is evaluated by how high the score of the evaluation metric obtained with the selected prompt(s) is.

When one prompt is selected for the whole dataset, the performance is upper bounded by the performance obtained with the prompt with which the model achieves the best metric score; we call such a prompt the optimal oracle prompt.⁴ When one prompt is selected for each $x \sim P_X$, different $t \in T$ can be chosen for each x ; we call such a prompt selection approach as instance-wise prompt selection.

Note that the definition of prompt can vary ac-

ing one prompt using a *subset of X* or a *separate development set X'* and then (2) use the selected prompt for the target evaluation dataset X to instantiate all $x \sim P_X$. However, following the conventional setup of the previous works and for comparison with instance-wise prompt selection methods where such an approach is not applicable by design, we do not use a separate X' .

⁴The number of oracle prompts can be greater than one, but we use the singular form for a more concise presentation.

Existing Method	Abbr.	Selected Prompt: $\arg \max_{t \in T} \dots$
Mutual Information (Sorensen et al., 2022)	MI	$H\left(\frac{1}{ \mathcal{X} } \sum_x p(\mathbf{y} x, t)\right) - \frac{1}{ \mathcal{X} } \sum_x H(Y x, t)$
Entropy (Lu et al., 2022)		
Global Entropy	GE	$H\left(\frac{1}{ \mathcal{X} } \sum_x \text{one hot}(p(\mathbf{y} x, t))\right)$
Local Entropy	LE	$\frac{1}{ \mathcal{X} } \sum_x H(Y x, t)$
Minimum Description Length (Wu et al., 2023)	MDL	$-H(Y x, t)$
Zero-Label Prompt Selection (Liao et al., 2022)		$\sum_x [\mathbb{1}\{\arg \max_y p(\mathbf{y} x, t) = \arg \max_y s(x, \mathbf{y})\}]$
Log-probability Mean	ZLP	$s(x, \mathbf{y}) = \frac{1}{ T } \sum_t \log p(\mathbf{y} x, t)$
Probability Mean	ZPM	$s(x, \mathbf{y}) = \frac{1}{ T } \sum_t p(\mathbf{y} x, t)$
Majority Vote	ZMV	$s(x, \mathbf{y}) = \sum_t \mathbb{1}\{\arg \max_{v \in Y} p(\mathbf{y} x, t) = v\}$
Perplexity (Gonen et al., 2023)	PPL	$-\frac{1}{ \mathcal{X} } \sum_x \frac{1}{p(x, t)}$

Table 1: Summary of the existing probability-based prompt selection methods. Notations used in the equations are explained at the end of Section 2.1.

cording to the setup for which prompt selection is performed. When prompt selection is applied to zero-shot learning, prompts are defined as various formats of *text templates* that are filled by evaluation instances $x \sim P_X$ to facilitate. On the other hand, for few-shot (in-context) learning, prompts are often defined as the *demonstrations* sampled from a training/development set or texts of permutations of such demonstrations. In our work, in order to enable comparison between all the methods proposed either in zero-shot and few-shot setup, we perform prompt selection in a zero-shot setup with the former definition of prompt.⁵

Concrete Example Examples of prompts $t \in T$ include “Which category does the following news article fall into? {text}”, “The following news article, {text}, covers the topic of”, and “{text} belongs in which category: Politics, Sports, Business, Science and Technology”. We say that x instantiates the prompt t when x is inserted into the placeholder {text} of the prompt template and let $\iota(x, t)$ denote the instantiated prompt. Each of the answer categories represents the concept of politics, sports, business, and science/technology, and uses “Politics,” “Sports,” “Business,” and “Science and Technology” as the verbalizer (the actual text evaluated to score the answer choices), respectively.

For instance, given OPT 2.7B (Zhang et al.,

⁵We have performed additional experiments in a few-shot learning setup using the texts of permutations of varying numbers of in-context learning demonstrations as the prompts. However, we do not include these results in the paper due to space limitations; also, the overall trend of the results stays similar to that of the zero-shot learning setup.

2022a) as the language model, “King Charles III’s Coronation watched by more than 18 million viewers” as x , and the three prompts shown as examples in the previous paragraph, a prompt selection method should choose the prompt that is most likely to help OPT 2.7B correctly predict the answer y among the possible answer choices Y which represent the concepts of politics, sports, business, and science/technology. To select such a prompt, the method must rely solely on the output probability of the model given the instantiated prompts as input, e.g., $p(\text{“Politics”} | \text{“Which category ... King ...”})$.

2.2 Existing Approaches

Table 1 provides the summary of the existing approaches for probability-based prompt selection. In the equations, we use $p(\mathbf{y}|x, t) \in \mathbb{R}^{|\mathcal{Y}|}$ to express the output probability distribution of the model over the answer choices, $P_\theta(Y|X = x, T = t)$, when the instantiated prompt $\iota(x, t)$ is given as the input. The probability for each $y \in Y$ is calculated as

$$p(y|x, t) = \frac{\exp(\log \tilde{p}(y|x, t))}{\sum_{y' \in Y} \exp(\log \tilde{p}(y'|x, t))},$$

where $\log \tilde{p}(y|x, t)$ is the unnormalized logit that the model outputs. When y ’s verbalizer is tokenized into more than one token, we calculate $\log \tilde{p}(y|x, t)$ as the mean of log-probability over the tokens of the verbalizer for datasets with fixed answer choices, and as the sum of log-probability for datasets with dynamically changing sentence-type answer choices, except for the method proposed by Sorensen et al. (2022) which explicitly

specifies that the calculation of $p(y|x, t)$ uses only the logits of the first token (dubbed as One-Token Response (OTR) in their work). We use $H(q(y))$ to denote the entropy of an arbitrary probability distribution $q(y) \in \mathbb{R}^{|Y|}$, $-\sum_{y \in Y} q(y) \log q(y)$. When $q(y) = p(y|x, t)$, we use $H(Y|x, t)$ to represent its entropy $H(Y|X = x, T = t)$.

Mutual Information (MI) Sorensen et al. (2022) propose to select one prompt for the evaluation dataset that maximizes the mutual information between the evaluation instances X and their corresponding model predictions Y given prompt t , $I(Y; X|t) = [H(Y|t) - H(Y|X, t)]$. Since they use the assumption that $p(x|t) = P_X(X = x) = \frac{1}{|X|}$, the equation becomes as shown in the first row of Table 1. The intuition of the method is to select the prompt that guides the model to make less biased predictions on average (high $H(Y|t)$) and confident predictions about the input data (low $H(Y|X, t)$).

Entropy (GE, LE) Lu et al. (2022) propose to select the prompt (finding the best ordering of few-shot demonstrations for in-context learning in their setup) using entropy-based metrics. While their proposed methods are intended specifically for in-context learning, viewing prompts as texts of permutations of demonstrations⁶, we adopt the methods for our zero-shot setup of selecting among text template prompts and thus do not use an additional training set or construct a probing set. Global Entropy (GE) or Local Entropy (LE) shown in the second row of Table 1 are used to select a single prompt among the prompt candidates for the evaluation dataset.

Minimum Description Length (MDL) Wu et al. (2023) propose to select the prompt (a permutation of few-shot demonstrations in their setup) that requires minimum codelength to compress and transmit testing label y given the testing input x . With several assumptions and approximations presented in Section 4.3 of the work of Wu et al. (2023), the equation boils down to finding different t for each $x \in X$, $\arg \min_t H(Y|x, t)$, performing instance-wise prompt selection. As their original setup for prompt selection is few-shot learning, they perform demonstration sampling as a set selection and then rank the texts of different permutations of the demonstrations.

⁶They generate a probing set with demonstrations from the training set and use the probing set to find the best order.

Here, we describe only the ranking part of their approach that we employ for our zero-shot learning setup.

Zero-Label Prompt Selection (ZLP, ZPM, ZMV) Liao et al. (2022) propose to make a pseudo-label for each x by ensembling the outputs for all prompts to make a score $s(x, y)$ for each x , and then choosing one prompt t for the evaluation dataset whose cases of $\arg \max_{y \in Y} p(y|x, t) = \arg \max_{y \in Y} s(x, y)$ is the maximum. As shown in Table 1, they propose three ways to calculate $s(x, y)$: using the ensemble of log-probability mean, probability mean, and majority vote. We refer to them as ZLP, ZPM, and ZMV, respectively. While the authors of the original work applied filtering of prompts, we observed from our preliminary experiments that filtering does not have a significant effect.

Perplexity (PPL) Gonen et al. (2023) propose to select one prompt for the evaluation dataset with which the language model exhibits the lowest average perplexity of the instantiated prompt $\iota(x, t)$ as shown in the last row of Table 1. $p(x, t)$ is calculated as $\left[\prod_{i=1}^{|\iota(x, t)|} p(\iota(x, t)_i | \iota(x, t)_{<i}) \right]^{\frac{1}{|\iota(x, t)|}}$, where $\iota(x, t)_i$ represents the i -th token of the instantiated prompt $\iota(x, t)$. We include the geometric mean to the definition of $p(x, t)$ because the averaged probability is often used to approximate the probability of a sequence.

2.3 Experimental Setup

Evaluation Datasets Our dataset selection, aimed at fair measurement of various probability-based prompt selection methods, is guided by several factors. We favor the datasets previously used in research, those encompassing diverse domains, and datasets where prompt selection is meaningful. We exclude the datasets where all prompts underperform a random baseline or where a naive baseline of selecting the mode label could excel due to high imbalance. By excluding the datasets with high imbalance, we aim to avoid the false positive cases where a failed algorithm that collapses to select one label regardless of the input is evaluated as a competitive method by chance.

The selected datasets have diverse label types and distributions, and we categorize them based on their label distributions into balanced (label distribution is about 1:1), unbalanced (otherwise),

Dataset	Full Name	Split	# Used (# Orig.)	Category	Label Ratio				
					0	1	2	3	4
imdb	imdb	test	1000 (25000)	balanced	0.51	0.49			
g-sst2	glue-sst2	valid	872	balanced	0.49	0.51			
agnews	ag_news	test	1000 (7600)	balanced	0.27	0.25	0.25	0.24	
g-rte	glue-rte	valid	277	balanced	0.53	0.47			
newspop	newspop	train	1000 (93239)	unbalanced	0.36	0.23	0.33	0.09	
t-irony	tweet_eval-irony	valid	955	unbalanced	0.60	0.40			
t-emo	tweet_eval-emotion	valid	374	unbalanced	0.39	0.25	0.09	0.27	
sg-cb	super_glue-cb	valid	56	unbalanced	0.41	0.50	0.09		
sst5	SetFit/sst5	test	1000 (1101)	unbalanced	0.13	0.29	0.18	0.23	0.18
copa	super_glue-copa	valid	100	dynamic	0.55	0.45			
piqa	piqa	valid	1000 (1838)	dynamic	0.49	0.51			
story	story_cloze-2016	test	1000 (1871)	dynamic	0.51	0.49			
hella	Rowan/hellaswag	valid	1000 (10003)	dynamic	0.22	0.25	0.26	0.26	

Table 2: Datasets chosen to evaluate various probability-based prompt selection methods.

and dynamic⁷ categories. The 13 datasets selected through this process are shown in Table 2.⁸

Prompts We create a diverse range of 100 prompts for each of the 13 evaluation datasets, which results in 1,300 prompts in total. For each dataset, a few of the 100 prompts are taken from PromptSource (Bach et al., 2022), and the rest are generated using GPT 3.5 (OpenAI, 2023) to speed up the prompt generation process and then manually reviewed and corrected⁹. The prompts are designed to encompass various formats, with the evaluation instance and sometimes the answer choices appearing at different positions within the prompt, to ensure that the prompt selection task is meaningful. Table 3 shows a few examples of the prompts. We use one-token words as the verbalizers for the answer choices in most prompts, except for the prompts for the datasets of the dynamic category.

Models We conduct the majority of our experiments with ten different models of varying sizes ranging from 1.3B to 66B¹⁰. However, to present the experimental results and analysis more clearly,

⁷The answer choices are sentences and vary dynamically for each evaluation instance. In these datasets, the label index is not connected to some concept, unlike the datasets with static choices (e.g., 0 is negative and 1 is positive in sst2), so the ratio of labels is not meaningful. However, all the datasets of dynamic categories that we use have balanced label distribution.

⁸Maas et al. (2011); Wang et al. (2019b); Zhang et al. (2015); Moniz and Torgo (2018); Barbieri et al. (2020); Mohammad et al. (2018); Van Hee et al. (2018); Wang et al. (2019a); Socher et al. (2013); Bisk et al. (2020); Mostafazadeh et al. (2017); Zellers et al. (2019)

⁹The generation, review, and correction are done by the first two authors of the paper.

¹⁰GPT-Neo (Black et al., 2021) 1.3B, OPT (Zhang et al., 2022a) 1.3B, GPT2-XL (Radford et al., 2019), GPT-Neo 2.7B, OPT 2.7B, BLOOM 3B (Workshop et al., 2023), GPT-J 6B, OPT 6.7B, OPT 30B, and OPT 66B

Dataset	Prompt	Verbalizers for Y
imdb	From the following review, can you tell whether the sentiment is positive or negative?	negative, positive
agnews	Which category among Politics, Sports, Business, Scienc would this news article fall under?	Politics, Sports, Business, Science
g-rte	Given the statement "{sentence1}", does it necessarily follow that "{sentence2}" is true?	yes, no
sg-cb	If the above statement is true, can we conclude that "{hypothesis}" is also true? Yes, no, or maybe?	Yes, no, maybe
sst5	What is the sentiment expressed in the following sentence? It's either terrible or negative or neutral or positive or excellent. "{{text}}"	terrible, negative, neutral, positive, excellent
piqa	Your task is to achieve: {{goal}}\n\nWhich of the following options is the most appropriate?\n\n- {{sol1}}\n- {{sol2}}\n\nAnswer:	{{sol1}}, {{sol2}}

Table 3: Examples of the created prompts. The prompts are written in Jinja for the use of PromptSource (Bach et al., 2022) APIs.

we only display the results of OPT 2.7B throughout the paper since *the overall trend remains mostly identical* (shown in Section 5).

Evaluation Metrics Prompt selection performance is assessed using macro F1 of the selected prompts. To compare the effectiveness of the prompt selection methods across different datasets or models, we normalize the value by the performance of the oracle prompt (upper bound) and present it as scaled F1.

Implementation Details We use a modified version of the codebase of Sanh et al. (2022)¹¹ and PromptSource (Bach et al., 2022)¹² to run model inference and add custom prompts, respectively. The inference is performed using one to four NVIDIA V100 32GB GPUs.

2.4 Experimental Results

We find that there is no single probability-based prompt selection method that consistently outperforms one another across all 13 datasets and evaluation categories. While PPL and LE do not rank first in any dataset, every other method ranks first in a few datasets. Figure 2 illustrates the selected prompt performance averaged by category, along with the performance of the best (oracle) and worst prompts and the average performance of all prompts. In the balanced category, GE and MDL outperform others, with MI closely following. In the unbalanced category, MI stands out, while in the dynamic category, GE, MDL, and ZLP perform the best. LE and PPL generally underperform in all of the datasets; their task average does not even exceed the average performance of

¹¹<https://github.com/bigscience-workshop/t-zero>

¹²<https://github.com/bigscience-workshop/promptsource>

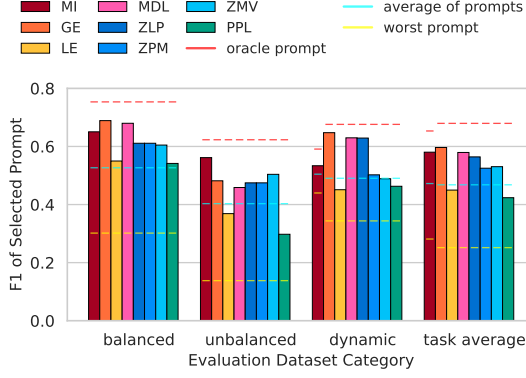


Figure 2: F1 of the prompts selected by the existing probability-based prompt selection methods, averaged for each dataset category, with the task average also shown.

all prompts.¹³ We conclude that no single existing approach is significantly better than others, especially when dividing the evaluation dimensions into balanced, unbalanced, and dynamic labels.

3 Improving MI via Unified Analysis

In this section, we first derive a unified view of prompt selection methods in Section 3.1 and show that each method other than MI roughly corresponds to a sub-term of the equation of MI and revisit the previous experimental results for a unified analysis in Section 3.2. Then, from the unified view and analysis, we identify the differences between methods, particularly MI, GE, and MDL, and derive a few combinational variants by transferring design elements across methods which improves the prompt selection performance of MI.

3.1 Unified View: Identifying Connections Between Methods

Prompt Selection Score (PSS) Figure 3 offers a unified view of existing probability-based prompt selection methods, highlighting that each method except for MI approximately corresponds to a sub-term in the equation of MI. We denote the highlighted parts as the Prompt Selection Score of each method (PSS_{method}); the score of which the prompt with the maximum value is chosen by the prompt selection method.

MI vs. GE and LE MI selects a prompt that maximizes the first term of PSS_{MI} ,

¹³Interpretations of these results are provided in Section 3.2.

$$\begin{aligned}
 & - \sum_{y \in Y} \left[\left(\sum_{x \in X} \frac{p(x, t)}{p(t)} p(y|x, t) \right) \log \left(\sum_{x \in X} \frac{p(x, t)}{p(t)} p(y|x, t) \right) \right] \\
 & - \left\{ \sum_{x \in X} \left[\frac{p(x, t)}{p(t)} \sum_{y \in Y} [p(y|x, t) \log p(y|x, t)] \right] \right\}
 \end{aligned}$$

Figure 3: The highlighted parts of the equation are rough estimations of the Prompt Selection Score (PSS) of each method, i.e., the score of which the prompt with the maximum value is chosen by the prompt selection method. They show the connection between different probability-based prompt selection methods.

$\arg \max_t H \left(\frac{1}{|X|} \sum_x p(y|x, t) \right)$, and minimizes the second term, $\frac{1}{|X|} \sum_x H(Y|x, t)$. This means that MI favors prompts that provide balanced predictions without label bias (interpretation of the first term) and sharp answer prediction distribution across all instances in the dataset (interpretation of the second term). These terms roughly correspond to PSS_{GE} and $-PSS_{\text{LE}}$, respectively. The difference between PSS_{GE} and the first term of PSS_{MI} is that the former converts $p(y|x, t)$ to one-hot before taking the entropy of the mean. In sum, the prompts selected by GE and MI align, while those chosen by LE and MI tend to be opposite. Note that one expected caveat of GE is that it will be less effective when the dataset itself has a label imbalance.

MI vs. MDL MDL is the only method among the presented probability-based prompt selection methods that selects a different prompt for each evaluation instance x , i.e., performs instance-wise prompt selection. Essentially, MDL is an instance-wise version of the second term of PSS_{MI} , choosing prompts whose output probability distribution $p(y|x, t)$ has the lowest entropy, and thus aligns with MI. Since MDL favors the prompt that makes the model output a sharp probability distribution, one expected caveat of MDL is that it will not work well when the model fails to solve the given task and collapses to a single prediction regardless of the input with overly high confidence.

MI vs. ZPM Zero-label prompt selection methods ensemble the results of all prompts to calculate $s(x, y)$, create pseudo labels by converting $s(x, y)$ to one-hot, and then choose the prompt with predictions most similar to the pseudo labels. Applying this view to PSS_{ZPM} with an assumption of

$p(t|x) = \frac{1}{|T|}$ results in an alternative form,

$$\begin{aligned} \text{PSS}_{\text{ZPM}} &= \sum_{x \in X} \text{one hot}(p(\mathbf{y}|x, t))^\top \text{one hot}(\mathbf{s}(x, y)) \\ \text{s.t. } \mathbf{s}(x, y) &= \frac{1}{|T|} \sum_{t \in T} p(\mathbf{y}|x, t) \approx p(\mathbf{y}|x) \\ \therefore \text{PSS}_{\text{ZPM}} &\approx \sum_{x \in X} \text{one hot}(p(\mathbf{y}|x, t))^\top \text{one hot}(p(\mathbf{y}|x)) \\ &\approx \frac{1}{|X|} \sum_{x \in X} p(\mathbf{y}|x, t)^\top \log p(\mathbf{y}|x), \end{aligned}$$

which roughly corresponds to the negation of the second term of PSS_{MI} , well-aligning the two methods.¹⁴

MI vs. PPL PSS_{PPL} is the most dissimilar from PSS_{MI} , along with PSS_{LE} . Since $\arg \min_t \frac{1}{|X|} \sum_x \frac{1}{p(x, t)} = \arg \max_t \sum_x p(x, t)$, PSS_{PPL} can be expressed as $\sum_x p(x, t)$. It is clear that PSS_{PPL} differs from PSS_{MI} because it considers the probability of x and t that PSS_{MI} neglects. Applying the probabilistic assumption of MI ($p(x|t) = p(x) = \frac{1}{|X|}$) to PSS_{PPL} converts the equation to $\sum_x \frac{p(t)}{|X|}$, causing PPL to select the prompt with the lowest perplexity irrespective of the input. Since Gonen et al. (2023) even restrict their prompt format for the input x to appear at the beginning so that $p(x, t)$ is calculated only as the form of $p(t|x)p(x)$, i.e., the probability of prompt is always conditioned on x , the probabilistic assumption of MI is incompatible with the motivation of PPL.¹⁵

3.2 Unified Analysis: Revisiting Experimental Results

Revisiting the unified evaluation in Section 2.4, the results align with our analysis from Section 3.1. GE performs well in balanced datasets but poorly in unbalanced ones due to its preference for prompts that create balanced predictions. GE also performs well in dynamic datasets since the label distribution is balanced by chance (Table 2). MDL performs comparably to GE due to similar

¹⁴One expected caveat of the methods of zero-label prompt selection is that it might not work well when a large portion of the prompts fail to solve the given task. Therefore, Liao et al. (2022) propose a way to filter out low-quality prompts in advance, but the filtering algorithm does not benefit their proposed methods in our experimental setup.

¹⁵Note that our experimental setup also differs with the setup of Gonen et al. (2023); we generated the prompts in an unrestricted manner that x can appear anywhere in the prompt.

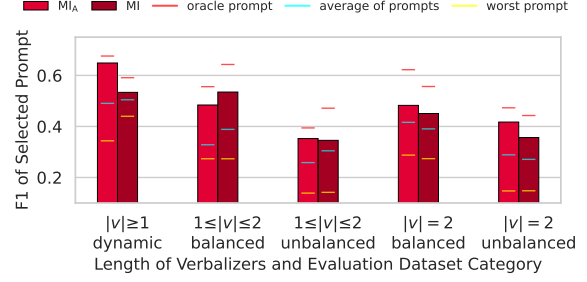


Figure 4: F1 of the prompts selected by MI_A and MI , averaged for each setup of a different number of tokens of verbalizers and evaluation dataset category. $|v|$ denotes the number of tokens of the verbalizers.

entropy calculations. LE’s performance, however, is less satisfactory, given its optimization contradicts MDL. The underperformance of PPL compared to that by Gonen et al. (2023) might be due to our use of diverse prompt formats¹⁶.

Note that in dynamic datasets, MI’s best, worst, and average prompt performances differ due to its distinct calculation of $p(\mathbf{y}|x, t)$ that uses only the first token logits; for other methods, $p(\mathbf{y}|x, t)$ is calculated using all tokens (Section 2.2).¹⁷ This leads to a question: *Is the difference in the calculation of $p(\mathbf{y}|x, t)$ the reason that MI performs well in balanced and unbalanced cases but poorly in dynamic cases?* In addition, despite GE and MDL maximizing MI’s sub-term, they outperform MI in balanced datasets. This observation leads to another question: *Is their higher performance due to their one-hot $p(\mathbf{y}|x, t)$ and instance-wise prompt selection?*

In the following subsection, we show that the answers to both questions are *yes*, demonstrating that using all tokens to calculate $p(\mathbf{y}|x, t)$, one-hot $p(\mathbf{y}|x, t)$, and instance-wise prompt selection improves the prompt selection performance of MI.

3.3 Experimental Results: Transferring Design Choices from Unified Analysis

$p(\mathbf{y}|x, t)$ calculation using all tokens helps MI. To investigate the difference between using only the first token probability and the mean/sum of

¹⁶We allow the input x to appear anywhere in the prompt, unlike their restricted setup where x always comes at the beginning.

¹⁷In balanced and unbalanced cases, the number of tokens of most verbalizers is 1, so the best, worst, and average prompt performances of the prompts whose performance is calculated using only the first token are identical to the other methods; on the other hand, the verbalizer is a sentence for dynamic datasets and makes the difference.

	A	G	L	Prompt Selection Score
Existing Methods				
GE	✓	✓	-	$H\left(\frac{1}{ \mathcal{X} } \sum_x \text{one hot}(p(\mathbf{y} x, t))\right)$
MDL	✓	-	✓	$-H(Y x, t)$
MI	✗	✗	✗	$\text{GE}_M + \text{MDL}_M$
Explored Variants				
GE_M	✓	✗	-	$H\left(\frac{1}{ \mathcal{X} } \sum_x p(\mathbf{y} x, t)\right)$
MDL_M	✓	-	✗	$-\frac{1}{ \mathcal{X} } \sum_x H(Y x, t)$
MI_A	✓	✗	✗	$\text{GE}_M + \text{MDL}_M$
MI_{AG}	✓	✓	✗	$\text{GE} + \text{MDL}_M$
MI_{AL}	✓	✗	✓	$\text{GE}_M + \text{MDL}$
MI_{AGL}	✓	✓	✓	$\text{GE} + \text{MDL}$

Table 4: **Top:** differences among GE, MDL, and MI. **Bottom:** new variations created by transferring design choices from existing probability-based prompt selection methods. **A** represents $p(\mathbf{y}|x, t)$ using All tokens, **G** represents one-hot $p(\mathbf{y}|x, t)$ like GE, and **L** represents instance-wise selection (select for each x) like MDL.

all tokens to calculate PSS_{MI} , we develop a variant of MI called MI_A (A of All). Unlike MI and like other methods, MI_A calculates $p(\mathbf{y}|x, t)$ by taking the mean of all token logits for balanced and unbalanced datasets, and the sum for dynamic datasets. Since the balanced and unbalanced datasets in our experimental setup (Section 2.4) mostly use one-token verbalizers which result in the same result of MI and MI_A , we utilize new sets of verbalizers of 1-2 tokens ($1 \leq |v| \leq 2$) or 2 tokens ($|v| = 2$) for all the prompts of our evaluation datasets and compare the two methods. Our results in Figure 4 show that using all tokens is more effective in all configurations except for the 1-2 token-balanced tasks.

One-hot $p(\mathbf{y}|x, t)$ and instance-wise prompt selection benefits MI. We create combinational variants of GE, MDL, and MI (outlined in Table 4) to study whether their differences contribute to MI’s lower performance in balanced datasets. For instance, PSS_{GE_M} is an MI-like version of GE employing $p(\mathbf{y}|x, t)$ without one-hot encoding, while $\text{PSS}_{\text{MDL}_M}$ is an MI-like MDL version using the average of $H(Y|x, t)$ for all x to select a single prompt. Contrarily, MI_{AG} and MI_{AL} are variants of MI, with the former emulating GE and the latter mirroring MDL, on top of MI_A . MI_{AGL} is another MI variant employing the sum of PSS_{GE}

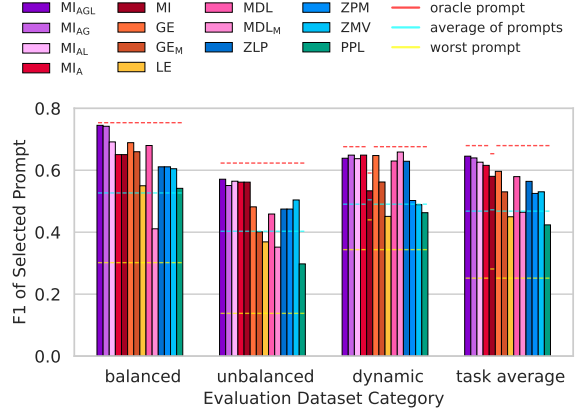


Figure 5: F1 of the prompts selected by different probability-based prompt selection methods, averaged for each dataset category, with the task average also shown. The methods with subscripts are the combinational variants proposed in this subsection, whose Prompt Selection Scores are shown in Table 4. The methods with subscript M are combinational variants that use the component of MI; the methods with L perform instance-wise prompt selection like MDL; the methods with G utilize one-hot $p(\mathbf{y}|x, t)$ like GE. The methods with A use All tokens to calculate $p(\mathbf{y}|x, t)$.

and PSS_{MDL} as PSS, using one-hot $p(\mathbf{y}|x, t)$ for the first term calculation and instance-wise selection. Figure 5 compares these variants with existing methods. The variants that use instance-wise prompt selection (MI_{AGL} , MI_{AL} , MDL) perform better in balanced and unbalanced datasets but underperform in dynamic ones. Particularly in balanced datasets, MI_{AGL} , MI_{AL} , and MI_A show significant improvement. While no method is consistently superior across all datasets (as observed in Section 2.4), MI_{AGL} significantly improves scaled F1 to 94.98% (0.6454/0.6795) compared to that of the best existing method (GE), which is 87.79% (0.5965/0.6795).

4 Improving Prompt Selection Through Enhanced Probability Calibration

While the previous section enhances prompt selection performance using combinatorial variants, in this section, we explore an orthogonal approach to further improve prompt selection: model output probability calibration.

Since all the prompt selection methods except for PPL depend on the model output probability $p(\mathbf{y}|x, t)$ to calculate Prompt Selection Score (PSS), the stability and reliability of $p(\mathbf{y}|x, t)$ affect their prompt selection performance. However,

previous works have pointed out that $p(\mathbf{y}|x, t)$ is unstable without calibration.¹⁸ To address the issue, Zhao et al. (2021) suggest Contextual Calibration (CC), which reduces bias towards each answer choice by employing content-free inputs (“N/A”, “[MASK]”, “”), while Holtzman et al. (2021) present Domain Conditional Pointwise Mutual Information (PMI_{DC}) by reweighting each answer choice based on its task-specific prior likelihood. We summarize the two methods for answer selection in Table 5; $\arg \max_y \tilde{q}(\mathbf{y}|x, t)$ is selected as the answer, where $\tilde{q}(\mathbf{y}|x, t)$ is the calibrated score.

One might assume that these existing calibration methods would effectively calibrate $p(\mathbf{y}|x, t)$ for PSS. However, through the experiments described in Section 4.1, we reveal in Section 4.2 the results that these methods have limitations for prompt selection and even answer selection across numerous datasets. In response, we propose an enhanced calibration method, Calibration By Marginalization (CBM), in Section 4.3. Section 4.4 shows that CBM notably improves prompt selection for most methods, particularly MI and MDL_M , enabling them to achieve the highest prompt selection performance compared to all other methods. Furthermore, CBM’s answer selection enhancement is the most robust across various datasets when compared to existing calibration methods.

4.1 Experimental Setup for Probability Calibration

We compare the prompt selection performance with four different scenarios of calibration: without applying any calibration; (A) applying calibration only for Answer selection, computing $\tilde{q}(\mathbf{y}|x, t)$ where $\arg \max_y \tilde{q}(\mathbf{y}|x, t)$ is selected as the answer; (P) applying calibration only for Prompt selection; and (PA) applying calibration for both Prompt selection and Answer selection.

Normalization of $\tilde{q}(\mathbf{y}|x, t)$ is not required for answer selection, as it does not affect the $\arg \max$ of the scores. However, to obtain PSS, it is essential to normalize $\tilde{q}(\mathbf{y}|x, t)$ so that the sum equals one, thereby preserving the original probabilistic motivation of different methods. Consequently,

¹⁸Zhao et al. (2021) find that the probability in few-shot learning tends to favor certain answer choices appearing at the end of the prompt or common in pretraining data. Holtzman et al. (2021) note that ranking based on string probability can be probabilistic due to surface form competition.

Existing Method	Equation for Answer Selection
Contextual Calibration (CC) (Zhao et al., 2021)	$\mathcal{C} = \{ \text{"N/A"}, \text{"[MASK]"}, \text{""} \}$ $\tilde{\mathbf{p}}_{\text{cf}} = \frac{1}{ \mathcal{C} } \sum_{c \in \mathcal{C}} \tilde{p}(\mathbf{y} c, t)$ $\mathbf{W} = \text{diag}(\tilde{\mathbf{p}}_{\text{cf}})^{-1}, \mathbf{b} = \mathbf{0}$ $\tilde{q}(\mathbf{y} x, t) = \mathbf{W}p(\mathbf{y} x, t) + \mathbf{b}$
Domain Conditional PMI (PMI_{DC}) (Holtzman et al., 2021)	$\tilde{q}(\mathbf{y} x, t) = \log \frac{\tilde{p}(\mathbf{y} x, t)}{\tilde{p}(\mathbf{y} x_{\text{domain}}, t)}$

Table 5: Existing calibration methods proposed for answer selection. $\arg \max_y \tilde{q}(\mathbf{y}|x, t)$ is selected as the answer for the prompt t instantiated by input instance x . Note that the actual calculation of CC in the official code uses \mathbf{p}_{cf} , mean-normalized $\tilde{\mathbf{p}}_{\text{cf}}$; thus, we also use it in our experiments.

we apply the softmax function to convert $\tilde{q}(\mathbf{y}|x, t)$ into a proper probability distribution $q(\mathbf{y}|x, t)$.¹⁹

4.2 Experimental Results: Underperformance of Existing Calibration Methods

We check the prompt selection performance of each method across the four calibration scenarios. Surprisingly, for both CC and PMI_{DC} , we find that all three calibration scenarios show degraded performance compared to the scenario of no calibration. Not only does the prompt selection performance degrade, but the best, worst, and average prompt performance also drops in the case of A (only answer selection). This is unexpected, as CC and PMI_{DC} have been reported to improve performance in slightly different setups (our results are in a zero-shot setting, while the main setup of Zhao et al. (2021) is few-shot, and the choice of x_{domain} differs for PMI_{DC}).

To further investigate the subpar performance in case A, we analyze the proportion of prompts (out of 100) that exhibit improved performance after applying calibration for answer selection across ten different models and 13 datasets. Figure 1b displays the average ratio for all models. The figure indicates that the existing calibration methods do not result in better answer selection for the majority of our evaluation datasets. For in-

¹⁹To calculate PMI_{DC} , it is necessary to manually select x_{domain} for each prompt in every dataset. Nonetheless, our experiments involve a total of 1,300 unique prompts, making a manual determination of different x_{domain} for each prompt a tedious task. Therefore, we use the prompt instantiated with an empty input ($x_{\text{domain}} = \iota(\text{"", } t)$) for each prompt.

stance, more than half of the prompts displayed decreased performance after applying CC in 7 out of 13 datasets. A similar pattern holds when applying PMI_{DC} .

4.3 Enhanced Calibration Method: Calibration By Marginalization (CBM)

Table 5 shows that the equation for CC can be alternatively expressed as follows:

$$\begin{aligned}\tilde{q}(\mathbf{y}|x, t) &= \text{diag}(\tilde{\mathbf{p}}_{\text{cf}})^{-1} p(\mathbf{y}|x, t) + \mathbf{0} = \frac{p(\mathbf{y}|x, t)}{\tilde{\mathbf{p}}_{\text{cf}}} \\ &= \frac{p(\mathbf{y}|x, t)}{\frac{1}{|\mathcal{C}|} \sum_{c \in \mathcal{C}} \tilde{p}(\mathbf{y}|c, t)},\end{aligned}$$

which turns CC into a special case of PMI_{DC} ²⁰, where $\tilde{p}(\mathbf{y}|x_{\text{domain}}, t) = \frac{1}{|\mathcal{C}|} \sum_{c \in \mathcal{C}} \tilde{p}(\mathbf{y}|c, t)$. Additionally, upon revisiting the motivation of PMI_{DC} and considering the equation of pointwise mutual information $\text{PMI}(x, y) = \log \frac{p(y|x)}{p(y)}$, it becomes evident that $\tilde{p}(\mathbf{y}|x_{\text{domain}}, t)$ approximates $p(\mathbf{y}|t)$. Therefore, the distinction between CC and PMI_{DC} lies solely in how they approximate $p(\mathbf{y}|t)$. However, since the approximation for CC relies on three inputs and PMI_{DC} on just one, both methods fall short of providing a stable approximation. This limitation naturally leads to the following question: *Could there be a way to approximate $p(\mathbf{y}|x, t)$ in a more stable manner?*

Encouragingly, the answer to the question is *yes*. A better approximation of $p(\mathbf{y}|x, t)$ can be calculated using the law of marginal probability: $p(\mathbf{y}|t) = \sum_{x \in X} p(\mathbf{y}, x|t) = \sum_{x \in X} p(\mathbf{y}|x, t)p(x|t)$. With this more stable approximation of $p(\mathbf{y}|t)$ and the probabilistic assumption of MI that $p(x|t) = \frac{1}{|X|}$, we introduce a new calibration method called Calibration By Marginalization (CBM) that employs the following equation for answer selection:

$$\tilde{q}(\mathbf{y}|x, t) = \frac{p(\mathbf{y}|x, t)}{p(\mathbf{y}|t)} = \frac{p(\mathbf{y}|x, t)}{\frac{1}{|X|} \sum_{x' \in X} p(\mathbf{y}|x', t)}.$$

(1)

Since the calculation of $p(\mathbf{y}|x, t)$ for all $t \in T$ and $x \in X$ is already done to perform prompt selection, CBM does not introduce any additional computational cost for calibration, unlike CC or PMI_{DC} that require inference on additional inputs such as “N/A”, “[MASK]”, “”, and x_{domain} .

²⁰We can ignore the lack of log because it does not change the result of arg max.

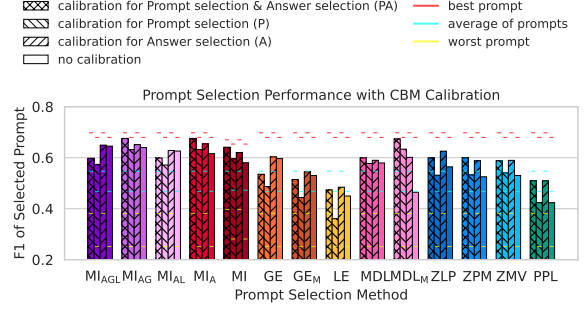


Figure 6: F1 of the prompts selected by different probability-based prompt selection methods, averaged across 13 datasets, for each scenario of CBM calibration.

4.4 Experimental Results: Improvement with CBM Calibration

Figure 6 presents the prompt selection performance of each probability-based prompt selection method across the four calibration scenarios of applying CBM. Applying CBM calibration for answer selection (A) enhances prompt selection performance across all methods. Scenarios involving calibration for prompt selection (PA, P) mostly result in unchanged or decreased prompt selection performance compared to the cases without calibration, and applying calibration solely for prompt selection (P) consistently results in diminished performance.

The methods displaying the most significant performance improvements in the PA scenario are MI_{AG} , MI_A , MI , and MDL_M , particularly with the prompt selection performance of $\text{MI}_A^{(\text{PA})}$ and $\text{MDL}_M^{(\text{PA})}$ being the highest among different methods. On average, $\text{MI}_A^{(\text{PA})}$ increases the scaled F1 from 87.79% (0.5965/0.6795) to 99.44% (0.6757/0.6795) compared to the best existing method (GE) when the oracle prompt without calibration is used as the target of comparison. The scaled F1 of $\text{MI}_A^{(\text{PA})}$ calculated with respect to the oracle prompt with calibration is 96.85% (0.6757/0.6977).

Next, we assess the effectiveness of CBM calibration for answer selection by examining the proportion of prompts (out of 100) that show improved performance after applying calibration for answer selection. Figure 1b indicates that CBM is considerably more effective than CC and PMI_{DC} in enhancing the performance of the prompts. The performance of more than half of the prompts increases after applying CBM in all 13 datasets.

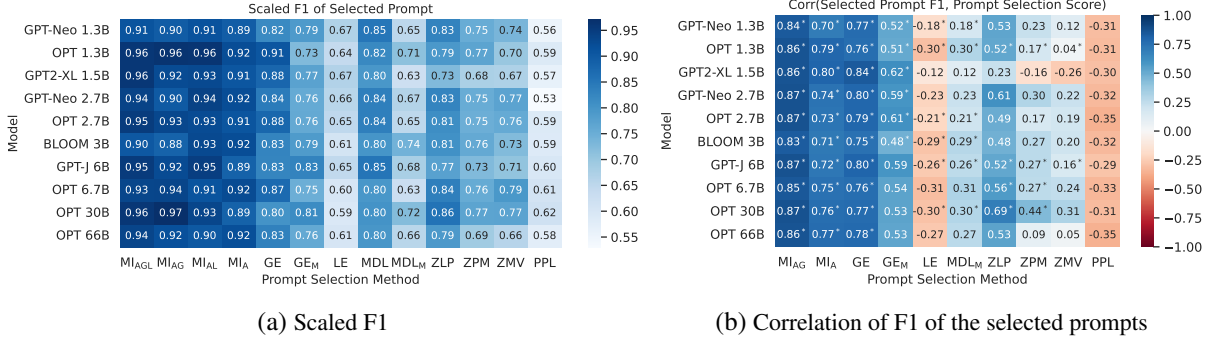


Figure 7: Scaled F1 and correlation of F1 of the selected prompts and Prompt Selection Score of different probability-based prompt selection methods for different models, averaged across 13 datasets.

Additionally, the performance of nearly 100% of prompts improves with CBM calibration in 7 datasets. While CC and PMI_{DC} improved almost none of the F1 of the prompts in story and hella, the performance of approximately 70% of the prompts increased with CBM calibration, possibly due to the more accurate calculation of $p(y|t)$ as discussed in Section 4.3.

5 Discussion

In this section, we discuss various findings that are relevant to our main experiments.

Figure 7a shows that *the effectiveness of a probability-based prompt selection method remains consistent across models of different types and numbers of parameters*, justifying our choice of using a single model (OPT 2.7B) as the representative for all experiments. Figure 7b shows that the trend of correlation between Prompt Selection Score and performance of the selected prompt is also quite consistent between different models.

Figure 8 shows the mean and standard deviation of the result of prompt selection among five different subsets of 50 prompts randomly sampled from the full set of 100 prompts, using the mainly discussed methods. The result shows that the performance of instance-wise prompt selection methods (MI_{AGL}, MI_{AL}, MDL) is not stable, likely due to the noisy nature of selecting one prompt for each instance. However, the performance of MI_A^(PA) and MDL_M^(PA) still achieves the highest performance and also shows the lowest standard deviation, proving the effectiveness of CBM.

Through additional analysis, we find that (1) while strong performance in prompt selection does not consistently correlate with Prompt Selection Score, a broadly positive correlation is observed when averaged across most methods; (2) CBM im-

proves the performance of MDL_M by mitigating overconfidence; (3) MI, GE, and CBM methods face limitations when applied to dynamic datasets with extreme label imbalance; (4) top-performing prompt selection methods from the zero-shot setting, like MI_A^(PA) and MDL_M^(PA), retain their effectiveness in the few-shot setting, further validating their robustness across different conditions.

6 Related Works

Recent advances in large language models (LLMs) have created the paradigm of prompt-based learning, which gives the benefit that a single pretrained LLM can be used to solve a great number of tasks with task-specific prompts. However, the performance of LLMs can heavily fluctuate according to the choice of prompts (Zhao et al., 2021; Holtzman et al., 2021; Lu et al., 2022). To mitigate this issue, prompt engineering attempts to find the prompt that results in the most effective performance on the downstream task (Liu et al., 2023).

Automatic prompt engineering methods can be largely divided into two groups: the methods that use discrete prompts where the prompts are human-understandable actual text strings, and the methods that optimize continuous prompts where the prompts lie in the embedding space of the model (Li and Liang, 2021; Shin et al., 2020). Probability-based prompt selection methods that we study in this work 2.2 fall into the former group; most of the methods of the latter group require gradient-based training, while probability-based prompt selection does not perform any gradient-based update.

Prompt engineering methods using discrete prompts include prompt paraphrasing, prompt generation, and prompt selection. Among these, prompt paraphrasing or generation approaches can

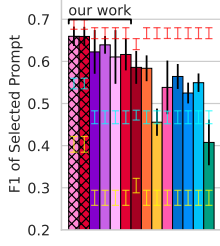


Figure 8: Mean and standard deviation of prompt selection among five sets of 50 prompts, sampled from the full set of 100 prompts.

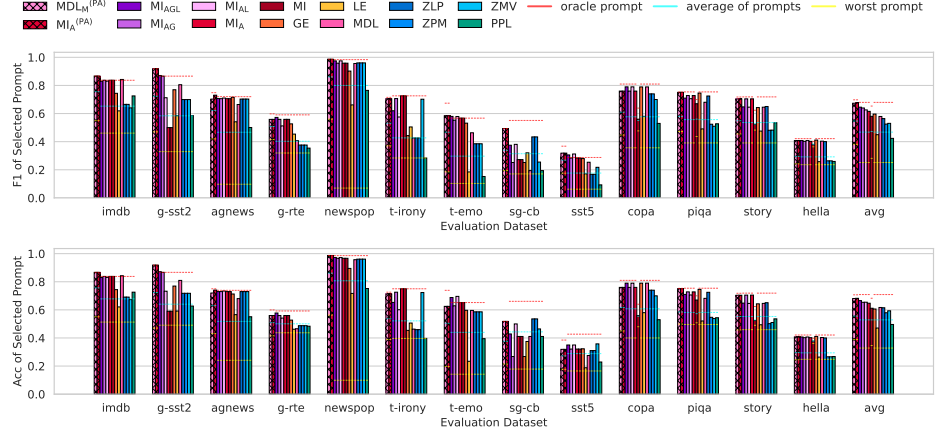


Figure 9: F1 (top) and accuracy (bottom) of the prompts selected by the different probability-based prompt selection methods, shown for each dataset.

be used together with probability-based selection methods; prompt selection can be performed on the prompts generated through prompt paraphrasing or generation (Jiang et al., 2020; Mishra et al., 2022; Gao et al., 2021; Wang et al., 2023; Prasad et al., 2023; Kim et al., 2022; Deng et al., 2022). Among prompt selection methods other than the probability-based approaches, a large portion of the methods are not easily utilizable since they require training an additional model and/or the use of an additional component. (Zhang et al., 2022b) use reinforcement learning for demonstration selection of in-context learning; Chang and Jia (2023) train a scorer and estimator for demonstration selection; Kumar and Talukdar (2021); Xu et al. (2022) use a genetic algorithm; Liu et al. (2022); Lyu et al. (2023); Rubin et al. (2022) use retrieval from a corpus to select the prompts.

On the other hand, probability-based prompt selection offers the advantage of prompt selection requiring *only* the output probabilities of the LLM. While the prerequisite is a set of candidate prompts to select from, this data is relatively small in size and can be easily obtained from the research community (Bach et al., 2022) or via machine generation (OpenAI, 2023). One limitation of these methods, though, is that one cannot use them for closed-source LLMs that are only available via proprietary LLM APIs that do not provide output probability distributions. Also, when the number of candidate prompts $|T|$ and the size of the dataset used to select the prompt $|X|$ is large, the calculation for prompt selection becomes computationally heavy; using a smaller set $X' \in X$ to choose the prompt for X can be

helpful in such a case.

7 Conclusion

In this paper, we address the need for a comprehensive evaluation to compare the existing probability-based prompt selection methods, which have been proposed and evaluated under varying conditions and datasets. To achieve this, we introduce a unified evaluation setup to compare these methods, conduct a thorough evaluation, and develop a unified framework of the existing probability-based prompt selection methods. Our analysis within this unified framework has provided insights into the relationship among existing methods, enabling the development of several combinational variants that improve performance. Furthermore, our research on probability calibration has revealed the limitations of existing calibration methods and led to the proposal of an enhanced calibration method, Calibration By Marginalization (CBM). CBM not only significantly improves prompt selection performance but also demonstrates robust answer selection enhancement across multiple datasets. We hope that our unified setup provides a foundation for fair evaluation between various prompt selection methods and that our findings yield deeper insights into probability-based prompt selection.

Acknowledgements

The authors would like to extend their sincere gratitude to the anonymous reviewers and Action Editor for their highly detailed and insightful comments and feedback. The authors would also like to thank Sang-Woo Lee for valuable feedback and

discussions on the project. This work was partly supported by KT grant (2021, A study on a conversational language model that uses long external text as a prompt, 80%) and Institute of Information & communications Technology Planning & Evaluation (IITP) grant funded by the Korea government (MSIT) (No.2021-0-02068, Artificial Intelligence Innovation Hub, 20%).

References

- Stephen H. Bach, Victor Sanh, Zheng-Xin Yong, Albert Webson, Colin Raffel, Nihal V. Nayak, Abheesht Sharma, Taewoon Kim, M Saiful Bari, Thibault Fevry, Zaid Alyafeai, Manan Dey, Andrea Santilli, Zhiqing Sun, Srulik Ben-David, Canwen Xu, Gunjan Chhablani, Han Wang, Jason Alan Fries, Maged S. Al-shaibani, Shanya Sharma, Urmish Thakker, Khalid Al-mubarak, Xiangru Tang, Dragomir Radev, Mike Tian-Jian Jiang, and Alexander M. Rush. 2022. Promptsources: An integrated development environment and repository for natural language prompts. In *ACL System Demonstrations*.
- Francesco Barbieri, Jose Camacho-Collados, Luis Espinosa-Anke, and Leonardo Neves. 2020. TweetEval: Unified Benchmark and Comparative Evaluation for Tweet Classification. In *Findings of EMNLP*.
- Yonatan Bisk, Rowan Zellers, Ronan Le Bras, Jianfeng Gao, and Yejin Choi. 2020. Piqa: Reasoning about physical commonsense in natural language. In *AAAI*.
- Sid Black, Leo Gao, Phil Wang, Connor Leahy, and Stella Biderman. 2021. GPT-Neo: Large Scale Autoregressive Language Modeling with Mesh-Tensorflow.
- Tom B. Brown, Benjamin Mann, Nick Ryder, Melanie Subbiah, Jared Kaplan, Prafulla Dhariwal, Arvind Neelakantan, Pranav Shyam, Girish Sastry, Amanda Askell, Sandhini Agarwal, Ariel Herbert-Voss, Gretchen Krueger, Tom Henighan, Rewon Child, Aditya Ramesh, Daniel M. Ziegler, Jeffrey Wu, Clemens Winter, Christopher Hesse, Mark Chen, Eric Sigler, Mateusz Litwin, Scott Gray, Benjamin Chess, Jack Clark, Christopher Berner, Sam McCandlish, Alec Radford, Ilya Sutskever, and Dario Amodei. 2020. Language models are few-shot learners. In *NeurIPS*.
- Ting-Yun Chang and Robin Jia. 2023. Data curation alone can stabilize in-context learning. In *ACL*.
- Mingkai Deng, Jianyu Wang, Cheng-Ping Hsieh, Yihan Wang, Han Guo, Tianmin Shu, Meng Song, Eric P Xing, and Zhiting Hu. 2022. RL-Prompt: Optimizing discrete text prompts with reinforcement learning. In *EMNLP*.
- Qingxiu Dong, Lei Li, Damai Dai, Ce Zheng, Zhiyong Wu, Baobao Chang, Xu Sun, Jingjing Xu, Lei Li, and Zhifang Sui. 2023. A survey on in-context learning. *arXiv preprint arXiv:2301.00234v3*.
- Tianyu Gao, Adam Fisch, and Danqi Chen. 2021. Making pre-trained language models better few-shot learners. In *ACL*.
- Hila Gonen, Srini Iyer, Terra Blevins, Noah A Smith, and Luke Zettlemoyer. 2023. Demystifying prompts in language models via perplexity estimation. In *EMNLP*.
- Ari Holtzman, Peter West, Vered Shwartz, Yejin Choi, and Luke Zettlemoyer. 2021. Surface form competition: Why the highest probability answer isn’t always right. In *EMNLP*.
- Zhengbao Jiang, Frank F Xu, Jun Araki, and Graham Neubig. 2020. How can we know what language models know? *TACL*.
- Hyuhng Joon Kim, Hyunsoo Cho, Junyeob Kim, Taeuk Kim, Kang Min Yoo, and Sang-Goo Lee. 2022. Self-Generated In-Context learning: Leveraging auto-regressive language models as a demonstration generator. In *NAACL Workshop on Large-scale Pre-trained Language Models*.
- Sawan Kumar and Partha Talukdar. 2021. Re-ordering examples helps during priming-based Few-Shot learning. In *Findings of ACL*.
- Xiang Lisa Li and Percy Liang. 2021. Prefix-tuning: Optimizing continuous prompts for generation. In *ACL*.
- Chonghua Liao, Yanan Zheng, and Zhilin Yang. 2022. Zero-Label prompt selection. *arXiv preprint arXiv:2211.04668v1*.

- Jiachang Liu, Dinghan Shen, Yizhe Zhang, Bill Dolan, Lawrence Carin, and Weizhu Chen. 2022. What makes good In-Context examples for GPT-3? In *ACL Workshop on Deep Learning Inside Out (DeeLIO)*.
- Pengfei Liu, Weizhe Yuan, Jinlan Fu, Zhengbao Jiang, Hiroaki Hayashi, and Graham Neubig. 2023. Pre-train, prompt, and predict: A systematic survey of prompting methods in natural language processing. *ACM Computing Surveys*.
- Yao Lu, Max Bartolo, Alastair Moore, Sebastian Riedel, and Pontus Stenetorp. 2022. Fantastically ordered prompts and where to find them: Overcoming Few-Shot prompt order sensitivity. In *ACL*.
- Xinxi Lyu, Sewon Min, Iz Beltagy, Luke Zettlemoyer, and Hannaneh Hajishirzi. 2023. Z-icl: Zero-shot in-context learning with pseudo-demonstrations. *ACL*.
- Andrew L. Maas, Raymond E. Daly, Peter T. Pham, Dan Huang, Andrew Y. Ng, and Christopher Potts. 2011. Learning word vectors for sentiment analysis. In *ACL*.
- Swaroop Mishra, Daniel Khashabi, Chitta Baral, Yejin Choi, and Hannaneh Hajishirzi. 2022. Reframing instructional prompts to GPTk’s language. In *Findings of ACL*.
- Saif Mohammad, Felipe Bravo-Marquez, Mohammad Salameh, and Svetlana Kiritchenko. 2018. Semeval-2018 task 1: Affect in tweets. In *SemEval*.
- N. Moniz and L. Torgo. 2018. Multi-source social feedback of online news feeds. *arXiv preprint arXiv:1801.07055v1*.
- Nasrin Mostafazadeh, Michael Roth, Annie Louis, Nathanael Chambers, and James Allen. 2017. Lsdsem 2017 shared task: The story cloze test. In *Workshop on Linking Computational Models of Lexical, Sentential and Discourse-level Semantics (LSDSem)*.
- OpenAI. 2023. Gpt-4 technical report. *arXiv preprint arXiv:2303.08774v3*.
- Archiki Prasad, Peter Hase, Xiang Zhou, and Mohit Bansal. 2023. GrIPS: Gradient-free, edit-based instruction search for prompting large language models. In *EACL*.
- Alec Radford, Jeff Wu, Rewon Child, David Luan, Dario Amodei, and Ilya Sutskever. 2019. Language models are unsupervised multitask learners.
- Ohad Rubin, Jonathan Herzig, and Jonathan Berant. 2022. Learning to retrieve prompts for In-Context learning. In *NAACL*.
- Victor Sanh, Albert Webson, Colin Raffel, Stephen H. Bach, Lintang Sutawika, Zaid Alyafeai, Antoine Chaffin, Arnaud Stiegler, Teven Le Scao, Arun Raja, Manan Dey, M Saiful Bari, Canwen Xu, Urmish Thakker, Shanya Sharma Sharma, Eliza Szczechla, Taewoon Kim, Gunjan Chhablani, Nihal Nayak, Debajyoti Datta, Jonathan Chang, Mike Tian-Jian Jiang, Han Wang, Matteo Manica, Sheng Shen, Zheng Xin Yong, Harshit Pandey, Rachel Bawden, Thomas Wang, Trishala Neeraj, Jos Rozen, Abheesht Sharma, Andrea Santilli, Thibault Fevry, Jason Alan Fries, Ryan Teehan, Tali Bers, Stella Biderman, Leo Gao, Thomas Wolf, and Alexander M. Rush. 2022. Multitask prompted training enables zero-shot task generalization. In *ICLR*.
- Taylor Shin, Yasaman Razeghi, Robert L Logan, IV, Eric Wallace, and Sameer Singh. 2020. AutoPrompt: Eliciting knowledge from language models with automatically generated prompts. In *EMNLP*.
- Richard Socher, Alex Perelygin, Jean Wu, Jason Chuang, Christopher D Manning, Andrew Y Ng, and Christopher Potts. 2013. Recursive deep models for semantic compositionality over a sentiment treebank. In *EMNLP*.
- Taylor Sorensen, Joshua Robinson, Christopher Michael Rytting, Alexander Glenn Shaw, Kyle Jeffrey Rogers, Alexia Pauline Delorey, Mahmoud Khalil, Nancy Fulda, and David Wingate. 2022. An information-theoretic approach to prompt engineering without ground truth labels. In *ACL*.
- Cynthia Van Hee, Els Lefever, and Véronique Hoste. 2018. Semeval-2018 task 3: Irony detection in english tweets. In *SemEval*.
- Alex Wang, Yada Pruksachatkun, Nikita Nangia, Amanpreet Singh, Julian Michael, Felix Hill, Omer Levy, and Samuel R Bowman.

2019a. Superglue: A stickier benchmark for general-purpose language understanding systems. *arXiv preprint arXiv:1905.00537v3*.

Alex Wang, Amanpreet Singh, Julian Michael, Felix Hill, Omer Levy, and Samuel R. Bowman.

2019b. GLUE: A multi-task benchmark and analysis platform for natural language understanding. In *ICLR*.

Yizhong Wang, Yeganeh Kordi, Swaroop Mishra, Alisa Liu, Noah A Smith, Daniel Khoshnab, and Hannaneh Hajishirzi. 2023. Self-instruct: Aligning language model with self generated instructions. In *ACL*.

BigScience Workshop, Teven Le Scao, Angela Fan, Christopher Akiki, Ellie Pavlick, Suzana Ilić, Daniel Hesslow, Roman Castagné, Alexandra Sasha Luccioni, François Yvon, Matthias Gallé, Jonathan Tow, Alexander M. Rush, Stella Biderman, Albert Webson, Pawan Sasanka Ammanamanchi, Thomas Wang, Benoît Sagot, Niklas Muennighoff, Albert Villanova del Moral, Olatunji Ruwase, Rachel Bawden, Stas Bekman, Angelina McMillan-Major, Iz Beltagy, Huu Nguyen, Lucile Saulnier, Samson Tan, Pedro Ortiz Suarez, Victor Sanh, Hugo Laurençon, Yacine Jernite, Julien Launay, Margaret Mitchell, Colin Raffel, Aaron Gokaslan, Adi Simhi, Aitor Soroa, Alham Fikri Aji, Amit Alfassy, Anna Rogers, Ariel Kreisberg Nitzav, Canwen Xu, Chenghao Mou, Chris Emezue, Christopher Klamm, Colin Leong, Daniel van Strien, David Ifeoluwa Adelani, Dragomir Radev, Eduardo González Ponferrada, Efrat Levkovizh, Ethan Kim, Eyal Bar Natan, Francesco De Toni, Gérard Dupont, Germán Kruszewski, Giada Pistilli, Hady Elsahar, Hamza Benyamina, Hieu Tran, Ian Yu, Idris Abdulmumin, Isaac Johnson, Itziar Gonzalez-Dios, Javier de la Rosa, Jenny Chim, Jesse Dodge, Jian Zhu, Jonathan Chang, Jörg Froberg, Joseph Tobing, Joydeep Bhattacharjee, Khalid Almubarak, Kimbo Chen, Kyle Lo, Leandro Von Werra, Leon Weber, Long Phan, Loubna Ben allal, Ludovic Tanguy, Manan Dey, Manuel Romero Muñoz, Maraim Masoud, María Grandury, Mario Šaško, Max Huang, Maximin Coavoux, Mayank Singh, Mike Tian-Jian Jiang, Minh Chien Vu, Mohammad A. Jauhar, Mustafa Ghaleb, Nishant Subramani, Nora Kassner, Nurulaqilla Khamis, Olivier

Nguyen, Omar Espejel, Ona de Gibert, Paulo Villegas, Peter Henderson, Pierre Colombo, Priscilla Amuok, Quentin Lhoest, Rheza Harliman, Rishi Bommasani, Roberto Luis López, Rui Ribeiro, Salomey Osei, Sampo Pyysalo, Sebastian Nagel, Shamik Bose, Shamsuddeen Hassan Muhammad, Shanya Sharma, Shayne Longpre, Somaieh Nikpoor, Stanislav Silberberg, Suhas Pai, Sydney Zink, Tiago Timponi Torrent, Timo Schick, Tristan Thrush, Valentin Danchev, Vassilina Nikoulina, Veronika Laippala, Violette Lepercq, Vrinda Prabhu, Zaid Alyafeai, Zeerak Talat, Arun Raja, Benjamin Heinzerling, Chenglei Si, Davut Emre Taşar, Elizabeth Salesky, Sabrina J. Mielke, Wilson Y. Lee, Abheesht Sharma, Andrea Santilli, Antoine Chaffin, Arnaud Stiegler, Debajyoti Datta, Eliza Szczechla, Gunjan Chhablani, Han Wang, Harshit Pandey, Hendrik Strobelt, Jason Alan Fries, Jos Rozen, Leo Gao, Lintang Sutawika, M Saiful Bari, Maged S. Al-shaibani, Matteo Manica, Nihal Nayak, Ryan Teehan, Samuel Albanie, Sheng Shen, Srulik Ben-David, Stephen H. Bach, Taewoon Kim, Tali Bers, Thibault Fevry, Trishala Neeraj, Urmish Thakker, Vikas Raulnak, Xiangru Tang, Zheng-Xin Yong, Zhiqing Sun, Shaked Brody, Yallow Uri, Hadar Tojarieh, Adam Roberts, Hyung Won Chung, Jaesung Tae, Jason Phang, Ofir Press, Conglong Li, Deepak Narayanan, Hatim Bourfoune, Jared Casper, Jeff Rasley, Max Ryabinin, Mayank Mishra, Minjia Zhang, Mohammad Shoeybi, Myriam Peyrounette, Nicolas Patry, Nouamane Tazi, Omar Sanseviero, Patrick von Platen, Pierre Cornette, Pierre François Lavallée, Rémi Lacroix, Samyam Rajbhandari, Sanchit Gandhi, Shaden Smith, Stéphane Requena, Suraj Patil, Tim Dettmers, Ahmed Baruwa, Amanpreet Singh, Anastasia Chevelova, Anne-Laure Ligozat, Arjun Subramonian, Aurélie Névél, Charles Lovering, Dan Garrette, Deepak Tunuguntla, Ehud Reiter, Ekaterina Taktasheva, Ekaterina Voloshina, Eli Bogdanov, Genta Indra Winata, Hailey Schoelkopf, Jan-Christoph Kalo, Jekaterina Novikova, Jessica Zosa Forde, Jordan Clive, Jungo Kasai, Ken Kawamura, Liam Hazan, Marine Carpuat, Miruna Clinciu, Najoung Kim, Newton Cheng, Oleg Serikov, Omer Antverg, Oskar van der Wal, Rui Zhang, Ruochen Zhang,

- Sebastian Gehrmann, Shachar Mirkin, Shani Pais, Tatiana Shavrina, Thomas Scialom, Tian Yun, Tomasz Limisiewicz, Verena Rieser, Vitaly Protasov, Vladislav Mikhailov, Yada Pruk-sachatkun, Yonatan Belinkov, Zachary Bamberger, Zdeněk Kasner, Alice Rueda, Amanda Pestana, Amir Feizpour, Ammar Khan, Amy Faranak, Ana Santos, Anthony Hevia, Antigona Unldreaj, Arash Aghagol, Arezoo Abdollahi, Aycha Tammour, Azadeh HajiHosseini, Bahareh Behroozi, Benjamin Ajibade, Bharat Saxena, Carlos Muñoz Ferrandis, Daniel McDuff, Danish Contractor, David Lansky, Davis David, Douwe Kiela, Duong A. Nguyen, Edward Tan, Emi Baylor, Ezinwanne Ozoani, Fatima Mirza, Frankline Ononiwu, Habib Rezanejad, Hessie Jones, Indrani Bhattacharya, Irene Solaiman, Irina Sedenko, Isar Nejadgholi, Jesse Passmore, Josh Seltzer, Julio Bonis Sanz, Livia Dutra, Mairon Samagaio, Maraim Elbadri, Margot Mieskes, Marissa Gerchick, Martha Akinlolu, Michael McKenna, Mike Qiu, Muhammed Ghauri, Mykola Burynok, Nafis Abrar, Nazneen Rajani, Nour Elkott, Nour Fahmy, Olanrewaju Samuel, Ran An, Rasmus Kromann, Ryan Hao, Samira Alizadeh, Sarmad Shubber, Silas Wang, Sourav Roy, Sylvain Viguier, Thanh Le, Tobi Oyebade, Trieu Le, Yoyo Yang, Zach Nguyen, Abhinav Ramesh Kashyap, Alfredo Palasciano, Alison Callahan, Anima Shukla, Antonio Miranda-Escalada, Ayush Singh, Benjamin Beilharz, Bo Wang, Caio Brito, Chenxi Zhou, Chirag Jain, Chuxin Xu, Clémentine Fourier, Daniel León Perrián, Daniel Molano, Dian Yu, Enrique Manjavacas, Fabio Barth, Florian Fuhrmann, Gabriel Altay, Giyaseddin Bayrak, Gully Burns, Helena U. Vrabec, Imane Bello, Ishani Dash, Jihyun Kang, John Giorgi, Jonas Golde, Jose David Posada, Karthik Rangasai Sivaraman, Lokesh Bulchandani, Lu Liu, Luisa Shinzato, Madeleine Hahn de Bykhovetz, Maiko Takeuchi, Marc Pàmies, Maria A Castillo, Marianna Nezhurina, Mario Sängler, Matthias Samwald, Michael Cullan, Michael Weinberg, Michiel De Wolf, Mina Mihaljic, Minna Liu, Moritz Freidank, Myungsun Kang, Natasha Seelam, Nathan Dahlberg, Nicholas Michio Broad, Nikolaus Muellner, Pascale Fung, Patrick Haller, Ramya Chandrasekhar, Renata Eisenberg, Robert Martin, Rodrigo Canalli, Rosaline Su, Ruisi Su, Samuel Cahyawijaya, Samuele Garda, Shlok S Deshmukh, Shubhanshu Mishra, Sid Kiblawi, Simon Ott, Sinee Sang-aaroonsiri, Srishti Kumar, Stefan Schweter, Sushil Bharati, Tanmay Laud, Théo Gigant, Tomoya Kainuma, Wojciech Kusa, Yanis Labrak, Yash Shailesh Bajaj, Yash Venkatraman, Yifan Xu, Yingxin Xu, Yu Xu, Zhe Tan, Zhongli Xie, Zifan Ye, Mathilde Bras, Younes Belkada, and Thomas Wolf. 2023. Bloom: A 176b-parameter open-access multilingual language model. *arXiv preprint arXiv:2211.05100v4*.
- Zhiyong Wu, Yaoxiang Wang, Jiacheng Ye, and Lingpeng Kong. 2023. Self-adaptive in-context learning: An information compression perspective for in-context example selection and ordering. In *ACL*.
- Hanwei Xu, Yujun Chen, Yulun Du, Nan Shao, Yanggang Wang, Haiyu Li, and Zhilin Yang. 2022. GPS: Genetic prompt search for efficient few-shot learning. In *EMNLP*.
- Rowan Zellers, Ari Holtzman, Yonatan Bisk, Ali Farhadi, and Yejin Choi. 2019. Hellaswag: Can a machine really finish your sentence? In *ACL*.
- Susan Zhang, Stephen Roller, Naman Goyal, Mikel Artetxe, Moya Chen, Shuohui Chen, Christopher Dewan, Mona Diab, Xian Li, Xi Victoria Lin, Todor Mihaylov, Myle Ott, Sam Shleifer, Kurt Shuster, Daniel Simig, Punit Singh Koura, Anjali Sridhar, Tianlu Wang, and Luke Zettlemoyer. 2022a. Opt: Open pre-trained transformer language models. *arXiv preprint arXiv:2205.01068v4*.
- Xiang Zhang, Junbo Jake Zhao, and Yann LeCun. 2015. Character-level convolutional networks for text classification. In *NeurIPS*.
- Yiming Zhang, Shi Feng, and Chenhao Tan. 2022b. Active example selection for In-Context learning. In *EMNLP*.
- Tony Z Zhao, Eric Wallace, Shi Feng, Dan Klein, and Sameer Singh. 2021. Calibrate before use: Improving Few-Shot performance of language models. In *ICML*.