

Psychological Metrics for Dialog System Evaluation

Salvatore Giorgi[†], Shreya Havaladar[†], Farhan Ahmed[‡], Zuhaib Akhtar[◊],
Shalaka Vaidya[◊], Gary Pan[◊], Lyle H. Ungar[†], H. Andrew Schwartz[‡], João Sedoc[◊]

[†]University of Pennsylvania, [‡]Stony Brook University, [◊]New York University
sal.giorgi@gmail.com, jsedoc@stern.nyu.edu

Abstract

We present metrics for evaluating dialog systems through a psychologically-grounded “human” lens in which conversational agents express a diversity of both *states* (e.g., emotion) and *traits* (e.g., personality), just as people do. We present five interpretable metrics from established psychology that are fundamental to human communication and relationships: emotional entropy, linguistic style and emotion matching, agreeableness, and empathy. These metrics can be applied (1) across dialogs and (2) on turns within dialogs. The psychological metrics are compared against seven state-of-the-art traditional metrics (e.g., BARTScore and BLEURT) on seven standard dialog system data sets. We also introduce a novel data set, the *Three Bot Dialog Evaluation Corpus*, which consists of annotated conversations from ChatGPT, GPT-3, and BlenderBot. We demonstrate that our proposed metrics offer novel information; they are uncorrelated with traditional metrics, can be used to meaningfully compare dialog systems, and lead to increased accuracy (beyond existing traditional metrics) in predicting crowd-sourced dialog judgements. The interpretability and unique signal of our psychological metrics make them a valuable tool for evaluating and improving dialog systems.

1 Introduction

Metrics that capture human-like attributes of dialog agents can help inform dialog agents that better converse and connect with users. Evaluating dialog agents from a “human” lens can help identify areas where current systems fall short. For example, dialog agents that are not empathetic or fail to match the linguistic style of a user will struggle to succeed as therapy bots or teaching aids. Large language models today are becoming increasingly conversant, and so we require efficient metrics to properly evaluate these conversations from a psychological perspective.

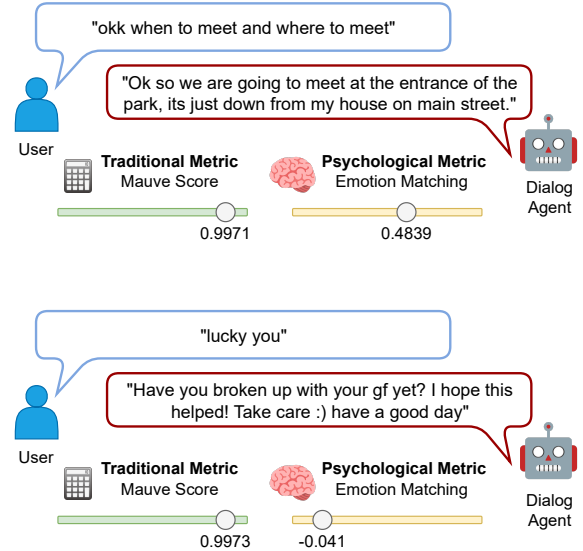


Figure 1: Mauve score (traditional metric) and emotion matching (psychological metric) to evaluate two conversation snippets (turns). Humans rated the top response as highly appropriate and the bottom response as inappropriate. The dialog agent’s response in both conversations receives a near-identical Mauve score but very different Emotion Matching scores. The disparity between traditional metrics and human judgements highlights the need for psychologically-grounded metrics to evaluate dialog agents.

Open-domain dialog systems are typically evaluated using traditional automatic metrics (e.g., BLEU, METEOR, and ROUGE) or human judgements. However, both of these techniques have several drawbacks (Chen et al., 2021). Traditional automatic metrics aim to capture Gricean maxims (Quantity, Quality, Relation, and Manner); however, these maxims fail to capture the psychological aspects of a conversation. Additionally, these traditional metrics often rely heavily on overlap (e.g., word overlap for BLEU and semantic similarity for BERTScore) and fail to capture the diversity of dialog systems (Liu et al., 2016). This limitation typically results in small associations with human

judgements (Liu et al., 2016; Deriu et al., 2021). On the other hand, human judgements are expensive to scale and lack standardization (Sedoc et al., 2019; Howcroft et al., 2020; Smith et al., 2022). Automatic metrics that capture human-like dialog agent attributes could drive scalable and functional dialog system improvements.

In this work, we propose a set of psychologically-grounded metrics for evaluating open-domain dialog systems from a human lens, taking queues from Giorgi et al. (2021), which characterizes Twitter spambots through a number of human states and traits. We additionally propose three general classes of psychologically-grounded measures to characterize our metrics: (1) *states* (changing within a dialog, such as emotion), (2) *traits* (slower to change, such as personality), and (3) linguistic matching (i.e., how well chatbots match the linguistic cues of the other entity in the conversation).

We also introduce the Three Bot Dialog Evaluation Corpus, a benchmark dialog data set of conversations with ChatGPT, GPT-3, and BlenderBot annotated at both the turn- and dialog-level. To highlight the usability of our proposed psychological metrics, we systematically compare them against a set of seven traditional metrics on the Three Bot Dialog Evaluation Corpus, as well as seven additional publicly available data sets. Finally, we compare dialog systems *without human judgements* using the traditional and psychological metrics alone and show that our psychological metrics give functional and interpretable insights into these systems, while traditional metrics fall short.

Contributions Our contributions include:

- Proposing three classes of psychologically grounded metrics with five specific metric instances within these classes
- Releasing a new data set of conversations from state-of-the-art dialog systems (ChatGPT, GPT-3, and BlenderBot) with turn- and dialog-level annotations
- Systematically evaluating our psychological metrics against seven existing metrics across seven data sets

We show that (a) psychological metrics are uncorrelated with traditional metrics and (b) using psychological metrics in conjunction with traditional metrics leads to increased accuracy in predicting crowd-sourced dialog system judgements.

Together, these results show that our psychological metrics can be used in tandem with existing metrics to further characterize and improve dialog systems.

2 Related Work

There is a growing set of methods to embed language processing within human contexts (Volkova et al., 2013; Hovy, 2015; Lynn et al., 2019). Most of such work has focused on modeling rather than on evaluation. For example, *creating* agents with human-like traits such as empathy (Rashkin et al., 2019; Omitaomu et al., 2022), trust (Novick et al., 2018), emotion (Zhou and Wang, 2018; Huber et al., 2018), and personalization and personas (Li et al., 2016; Zhang et al., 2018; Mazaré et al., 2018; Roller et al., 2021). In contrast, few have attempted to *evaluate* dialog agents using human-like metrics. These few include Adiwardana et al. (2020), who proposed a metric that jointly measures “making sense” and being specific, both basic and important attributes of conversations. (Ghazarian et al., 2022) proposed a sentiment-based approach, which generalized to both spoken and written domains. More directly, some have quantified “humanness” subjectively through crowd-sourcing: “Which speaker sounds more human?” (Li et al., 2019; Roller et al., 2021; Deriu et al., 2020).

A parallel line of work seeks to improve language models by making them more human-aligned. Santurkar et al. (2023) evaluates whose opinions language models reflect via public opinion polls and Binz and Schulz (2023) assesses whether language models reflect the cognitive ability of humans. Glaese et al. (2022) establishes rules to make dialog agents more helpful and harmless. Additional work on assessing the alignment of agents (Askell et al., 2021; Ouyang et al., 2022; Bai et al., 2022) focuses on measuring and minimizing the attributes of agents that make them bad conversationalists (hate speech, toxicity, controversy, etc).

Our work takes a different approach toward evaluating “human-like” dialog. We propose three classes of psychologically-grounded measures which can be used to evaluate dialog systems. These metrics additionally seek to measure and exemplify the attributes of dialog agents that make them *good* conversationalists. We see this as a step toward answering the call for a human-like open-domain system (Adiwardana et al., 2020), and for integrating current steps toward this.¹ De-

¹For example, Roller et al. (2021) propose evaluating both

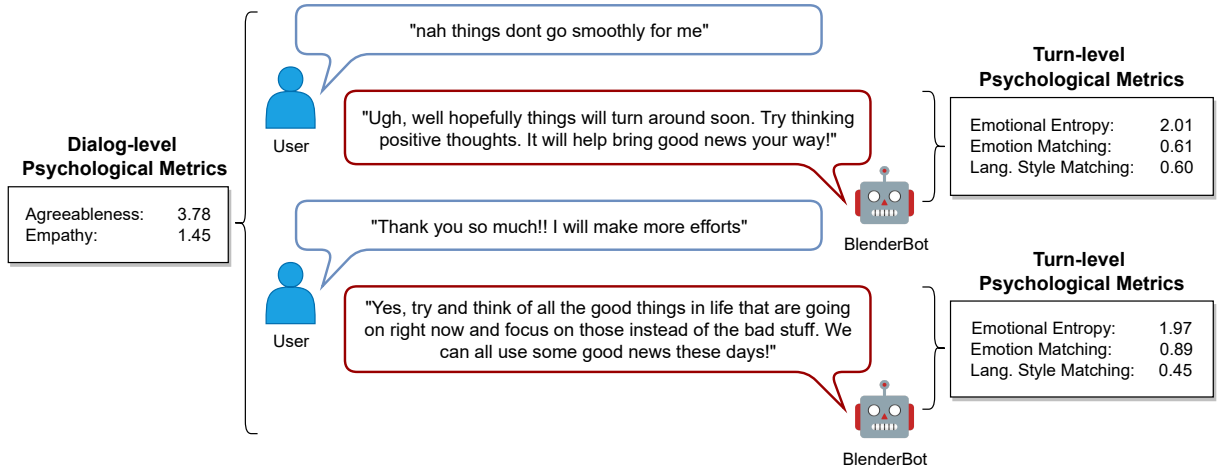


Figure 2: A sample from a dialog with BlenderBot, highlighting the hierarchical structure of dialogs (i.e., turns within dialogs). Here we see that turn-level metrics are calculated for each turn (as expected), while dialog-level psychological metrics are calculated across the entire conversation. This is typically not the case for traditional metrics, which are usually averaged across turns up to the dialog level.

spite the general applicability of our proposed metrics, we note that a number of dialog systems are task or goal-oriented, such as question/answer systems (Chen et al., 2017) or systems designed for highly specific tasks such as trip planning (El Asri et al., 2017) and customer service (Cui et al., 2017). Such systems may be considered outside of the scope of our formulation in that scheduling a trip is fundamentally different from, for example, talking to a conversational chatbot about COVID-19 vaccines, which may need additional social and cultural context.

3 Classes of Human-like Measures

We propose two classes of measures: (1) states and traits and (2) linguistic matching, rooted in fundamental psychological measurements of humans and their social relationships and interactions (i.e., linguistic matching). The next section operationalizes these classes across five metrics.

States and Traits The state vs. trait distinction is ubiquitous in psychology, with a long history (Carr and Kingsbury, 1938). A standard textbook defines *state measures* as thoughts, feelings, and behaviors in a specific place and time. *Trait measures* are those which generalize across situations that are stable over time and systematically differ across people (Zeigler-Hill and Shackelford, 2020). Emotions

are states, while personalities are traits. In relation to standard NLP tasks, past work has found stance-detection to be more trait-like while sentiment is a more state-like outcome (Lynn et al., 2019). It is important to distinguish the measures we use (e.g., personality), which are grounded against validated psychological instruments, from proxies for these constructs used in other works (e.g., personas). While proxy measures such as “likes” correlate with personality (Kosinski et al., 2013), they are not direct assessments of the constructs.

Linguistic Matching Linguistic matching has been observed in many settings and has been shown to predict power differentials (Danescu-Niculescu-Mizil et al., 2012), relationship stability (Ireland et al., 2011), cooperation (Manson et al., 2013), and empathy ratings of therapists (Lord et al., 2015). More generally, the psycholinguistic theory of communication accommodation has studied such unconscious matching tendencies in postures, facial expressions, pitch, pausing, length, and use of function words (Giles et al., 1991). Besides sentence embedding similarity (Zhang et al., 2021), to our knowledge, such extensive matching phenomena have yet to be studied in open-domain dialog systems, despite being applied in other NLP settings (Danescu-Niculescu-Mizil et al., 2011; Danescu-Niculescu-Mizil and Lee, 2011).

4 Psychological Metrics

Psychological metrics operationalize the human-like measures using models trained on other data

“engaging talking points” and “consistent persona” which are captured within our proposed metrics via state and trait metrics, respectively, where consistency can be measured across multiple dialogs.

sets to predict e.g. emotion and personality. The measures include states (emotions), traits (agreeableness and empathy), and linguistic matching (emotion and style matching). Importantly, they were not specifically designed for evaluating dialog systems, and thus are not optimized to correlate with the gold standard human judgements in the data sets (e.g., appropriateness). Despite not being designed specifically for dialog evaluation, these are fundamental measures in social and psychological science, and the models employed here have been validated in previous works. Agreeableness and Empathy are all preexisting models trained to predict survey-based measures of their respective construct and validated in their respective studies. Similarly, language style matching is an preexisting, “off-the-shelf” model designed and validated in other work (see below). The two emotion measures (emotional entropy and emotion matching) use preexisting models used to predict emotions, though the “entropy” and “matching” aspects are novel to the current work. Five metric scores were estimated at the turn and dialog level (depending on the metric) and then correlated with a number of crowd-sourced human judgements² Figure 2 gives an example of turn- vs dialog-level evaluations.

Emotional Entropy Using the NRC Hashtag Emotion Lexicon (Mohammad and Kiritchenko, 2015), we estimate Plutchik’s eight basic emotions: anger, anticipation, disgust, fear, joy, sadness, surprise, and trust (Plutchik, 1980). This emotion lexicon, which is a set of weighted words for each emotion category, was automatically derived over tweets with emotion hashtags (e.g., *#anger*). The lexicon is applied to every observation in each data set (i.e., we summed weighted word frequencies according to their weight within each emotion category) and then the entropy of the normalized emotion vector is calculated. Emotions (and, thus, emotional entropy) are state measures and can be estimated at the turn and dialog level.

Agreeableness We used a language-based personality model to estimate the agreeableness dimension of the Big Five personality traits (Park et al., 2015). This model had an out-of-sample prediction accuracy (product-moment correlation) of .35 and was built over 1-3grams and 2,000 LDA topics (Latent Dirichlet Allocation; Blei et al., 2003). Thus,

for each dialog, we extracted 1-3grams and loadings for the 2,000 LDA topics and applied the pre-trained regression model, producing an agreeableness score for each observation. We include agreeableness in our final five metrics since it outperformed the other four personality measures (openness to experience, conscientiousness, extraversion, and neuroticism) on the test data. Agreeableness (and personality, in general) is a trait measure that would typically be defined at the dialog level.

Empathy We build a model to predict empathy, as measured by the Empathic Concern subscale of the Interpersonal Reactivity Index (IRI) (Davis, 1983). We use an existing empathy data set (Abdul-Mageed et al., 2017; Yaden et al., 2023) and build a model from 2,805 participants who shared their Facebook status data and answered the IRI questionnaire. Using 10-fold cross-validation, we predicted the empathic concern scores from a Ridge penalized linear regression using the same set of 2,000 LDA topics described above. The final model resulted in an out-of-sample product-moment correlation of 0.26. In order to obtain Empathic Concern estimates for each dialog, we extracted 2,000 LDA topic loadings for each observation and applied the pre-trained regression model. Empathic Concern is a trait-level measure. Similar to agreeableness, this would typically be defined at the dialog level.

Language Style Matching We use the definition provided by Ireland et al. (2011): 1 minus the normalized absolute difference in function word use between the agent and entity. This score was calculated for nine separate function word categories in the Linguistic Inquiry and Word Count (LIWC) dictionary (Pennebaker et al., 2001): personal pronouns, impersonal pronouns, articles, conjunctions, prepositions, auxiliary verbs, high-frequency adverbs, negations, and quantifiers. Turn- and dialog-level scores were averaged across the nine categories. This is a form of Linguistic Matching that can be measured at the turn or dialog levels.

Emotion Matching Again, we use the NRC Hashtag Emotion Lexicon (Mohammad and Kiritchenko, 2015) and calculate the Spearman rank correlation between the agent’s emotions and the prompt’s emotions. Inspired by the Linguistic Style Matching metric, Emotion Matching is a form of Linguistic Matching that can be measured at the turn or dialog levels.

². See the Appendix for full details on data sets, crowd-sourced annotations, and additional experiments.

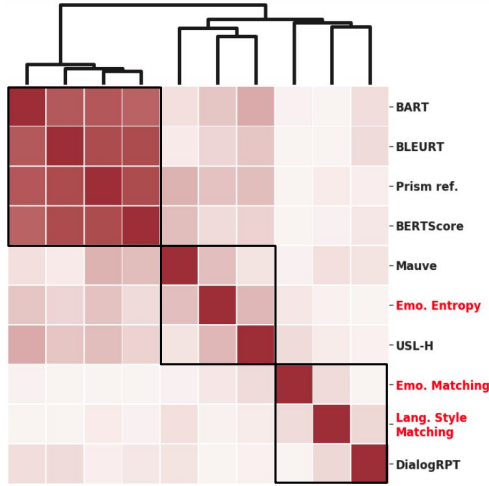


Figure 3: Turn-level correlations between psychological and traditional metrics in the DSTC10 data set. We cluster both the rows and columns based on absolute correlations. Psychological metrics are denoted in red.

5 Data

To evaluate our human metrics, we collect a novel data set, the Three Bot Dialog Evaluation Corpus, from three state-of-the-art dialog systems and evaluate the dialogs at both the turn and dialog levels via crowd-sourcing (Amazon Mechanical Turk). We also evaluate our metrics on several additional open-source data sets, the DSTC10 Track 5 Test Corpus.

5.1 Three Bot Dialog Evaluation Corpus

Here we introduce the Three Bot Dialog Evaluation Corpus (TBD or TBD-Q1-2023; Quarter 1 of 2023). This data set consists of conversations with three chatbots: ChatGPT, GPT-3 (Brown et al., 2020), and BlenderBot (Shuster et al., 2022). For each chatbot, we collected 21 dialogs with an average of 14.6 turns per dialog.

The dialogs were collected from 5 different lab members (undergraduate, graduate, and faculty) having conversations with each of the three chatbots. They were collected via a Qualtrics survey instrument. Participants were instructed to conduct a 15 to 30 turn conversation with model.

We then collect human judgments at both the turn and dialog level for each conversation in the data set, using Amazon Mechanical Turk (AMT). Our annotators are restricted to the users with location US, >97% approval rate, >1000 HITs done, and a convenience pool of workers used for NLP evaluation tasks. We included text-based attention checks at the dialogue-level as well as an annotator

agreement (both with an expert as well as between crowd workers) time-based filters on the turn-level. We used 5 annotators for the dialog-level and 3 annotators for the turn-level annotations. Annotators were paid \$15/hour.

At the turn level, we ask crowd workers to evaluate across several dimensions: appropriateness, content, grammar, and relevance. At the dialog level, we ask crowd workers to evaluate the conversation for coherence, informativeness, likability, and overall (exact evaluation question text is included in the Appendix). The linear Krippendorff’s alpha (averaged across all dimensions) for dialog-level was 0.45 and turn-level was 0.63.

Given the lack of references included in this data set, we can only apply the reference-free traditional metrics: DialogRPT, Mauve, and USL-H. Further, since there are evaluations at both the turn- and dialog-level, we can evaluate all psychological metrics: agreeableness, empathy, emotional entropy, emotion matching, and language style matching.

5.2 DSTC10 Track 5 Turn-level Test Corpus

In order to further evaluate our human metrics, we use a test corpus from The Tenth Dialog System Technology Challenge (DSTC10) Track 5 Automatic Evaluation and Moderation of Open-domain Dialogue Systems (Chen et al., 2021). This evaluation data set combined five *turn level* data sets into a single data set: Topical-DTSC10, Persona-DSTC10, CHANEL-JSALT-2020 (JSALT; Kong-Vega et al. 2019), Neural Conversation Model (NCM; Vinyals and Le 2015), English As a Second Language (ESL; Lee et al. 2020).² Since this data set is available at the turn level, we evaluate our three turn-level metrics (emotional entropy, emotion matching, and language style matching) as well as the traditional metrics.

DSTC10 Track 5 Dialog-level Corpus We use the dialog-level data set from the DSTC10 shared task: FED-Dial (Mehri and Eskenazi, 2020a). As this corpus is evaluated (via human judgements) at the dialog-level, we apply our two dialog-level psychological metrics: agreeableness and empathy. Traditional metrics are averaged from the turn to the dialog.

6 Traditional metrics

We compare the psychological metrics to seven metrics traditionally used to evaluate dialog systems. All metrics are turn-level metrics and, when

		Traditional Metric Alone	Emo. Entropy		Emo. Matching		Lang. Style Matching		All Psych.	
			P	P+T	P	P+T	P	P+T	P	P+T
TBD	DialogRPT	.133	.017	.138	.014	.138	.001	.135	.031	.144**
	Mauve	-.001	.017	.016*	.014	.013*	.001	.000	.031	.031**
	USL-H	.000	.017	.017*	.014	.014**	.001	.001	.031	.031***
DSTC10 Turn-level	BARTScore	.072	.097	.138***	.001	.073	.056	.128***	.148	.190***
	BERTScore	.048	.097	.128***	.001	.049*	.056	.101***	.148	.178***
	BLEURT	.031	.097	.113***	.001	.032	.056	.086***	.148	.165***
	DialogRPT	.188	.097	.289***	.001	.190**	.056	.218***	.148	.315***
	Mauve	.095	.097	.152***	.001	.096	.056	.135***	.148	.192***
	Prism ref.	.102	.097	.159***	.001	.104	.056	.148***	.132	.205***
	USL-H	.104	.097	.155***	.001	.104	.056	.170***	.148	.215***

Table 1: Turn-level Results, predicting the “Appropriateness” human judgement: Reported linear regression adjusted R^2 where P contains the psychological metrics as the independent variable and $P + T$ contains both the psychological and traditional metrics as independent variables. Bonferroni corrected significance level: *** $p < 0.001$, ** $p < 0.01$, * $p < 0.05$

used at the dialog-level, are averages across all turns within a given dialog.

BARTScore is a metric that evaluates generated text using a pre-trained BART encoder-decoder model (Yuan et al., 2021). It formulates the generated text evaluation as a text generation problem by directly evaluating text with the probability of being generated from or generating other textual inputs and outputs.

BERTScore is an evaluation metric for text generation that computes the similarity of two sentences as a sum of the cosine similarities between pre-trained BERT contextual embeddings (Zhang et al., 2019). For dialog systems, it computes the F1 scores by matching token embeddings in the human reference and system response.

BLEURT is a text generation evaluation metric based on BERT that can model human judgements (Sellam et al., 2020). This uses a pre-training scheme on BERT with synthetic data and fine-tunes it to predict a human score with a mean squared error (MSE) loss when applied to dialog systems.

DialogRPT is an ensemble model consisting of GPT-2 based models trained on human feedback data for tasks predicting the feedback and how human-like responses are (Gao et al., 2020).

Mauve measures differences in neural and human written text via Kullback-Leibler divergence (Pillutla et al., 2021).

Prism is a machine translation evaluation framework that uses a sequence-to-sequence paraphraser to score outputs conditioned on a human reference (Thompson and Post, 2020). This uses a multilingual neural machine translation (NMT) model

as a zero-shot paraphraser which was trained by treating the paraphrasing as a translation task.

USL-H is a dialog evaluation metric that uses a composition of measurements for understandability, sensibleness, and likeability (Phy et al., 2020). This uses models trained for valid utterance prediction (VUP) to determine validity, along with next sentence prediction (NSP) and masked language modeling (MLM) models to measure sensibleness and likelihood of a response.

7 Evaluation

To evaluate the psychological metrics, we proceed in three steps: (1) we correlate both the psychological and traditional metrics in order to identify potential similarities between the metrics; (2) we use both the psychological and traditional metrics to predict human judgements (both at the turn- and dialog-levels); and (3) we use the psychological and traditional metrics to characterize the dialog systems in the absence of human judgements, in order to gain insights into each systems’ conversational capabilities.

7.1 Metric Correlations

First, we compute pairwise correlations (product-moment correlations) between the psychological and traditional metrics. These correlations are visualized via a heat map, where both rows and columns are clustered via their absolute effect size. This clustering allows us to identify correlational patterns between the metrics, helping to identify how the psychological metrics are related to the traditional metrics.

		Traditional Metric Alone	Agreeableness		Empathy		All Psych.	
			P	P+T	P	P+T	P	P+T
TBD	DialogRPT	.180	.094	.175	.031	.168	.089	.161
	Mauve	.091	.094	.120	.031	.084	.089	.106
	USL-H	.002	.094	.120	.031	.089	.089	.146
DSTC10 Dialog	DialogRPT	.010	.044	.049	.000	.011	.040	.046
	Mauve	.012	.044	.056	.000	.013	.040	.054
	USL-H	.108	.044	.140	.000	.105	.040	.135

Table 2: Dialog-level results, predicting the “Overall” human judgement: Reported linear regression adjusted R^2 where P contains the psychological metrics as the independent variable and $P + T$ contains both the psychological and traditional metrics as independent variables. Bonferroni corrected significance level: *** $p < 0.001$, ** $p < 0.01$, * $p < 0.05$

7.2 Correlation with Human Judgements

We create three models which contain varying sets of independent variables: (1) the traditional metric (“T”), (2) the psychological metric (“P”), and (3) both the psychological and traditional metrics together (“P+T”). In all models, the dependent variable is the median of crowd-sourced annotation.² The human judgement is *Appropriateness* (“The response is appropriate given the preceding dialog.”) for the turn-level evaluations and *Overall* (“Overall impression of the dialog”) for the dialog-level evaluations. Additionally, all variables are mean-centered and standardized so that the resulting standard deviation is equal to 1. We report model fit via adjusted R^2 . We also perform a paired t-test between the mean absolute residuals of the “T” and “P+T” models to see if the psychological metrics add significant predictive value above the traditional metrics alone. We then apply a Bonferroni correction to compensate for the large number of comparisons (Armstrong, 2014).

7.3 Characterizing Dialog Systems without Human Judgements

Here we characterize the three systems in the Three Bot Dialog Evaluation Corpus (ChatGPT, BlenderBot, and GPT-3) using the psychological and traditional methods alone (i.e., no human judgement). This is done to highlight the differences between the three systems. Turn-level metrics are averaged across dialogs and further averaged across dialogs within a given system. Dialog-level metrics are simply averaged across dialogs within a system. Here we highlight the fact that the psychological metrics are interpretable and can serve as stand-alone evaluations of dialog systems. Given that these

metrics are automatically applied and can thus be applied at scale across large data sets, they may open up the possibility of cheaper and less time-consuming evaluations that can be used alongside human judgements. To aid visualization, scores are normalized to be between 0 and 1.

8 Results

Figure 3 shows the clustered correlations between the *psychological* and *traditional* metrics on the DSTC10 Track 5 Test Corpus. Three distinct clusters appear: (1) BARTScore, BERTScore, BLEURT, and Prism ref.; (2) Mauve, Emotional Entropy, and USL-H; and (3) Emotion Matching, Language Style Matching, and DialogRPT. As expected, all reference-based contextualized embedding methods cluster together. The effect sizes in the second and third clusters are smaller than the first cluster, suggesting these are less coherent clusters. Indeed, as seen in the dendrogram, the second and third clusters and be combined and are distinct from the first cluster.

Table 1 shows the comparison between the psychological and traditional metrics when predicting the turn-level human judgements. Several state-of-the-art traditional metrics performed well, such as BARTScore and BLEURT. While the psychological metrics did not perform as well, we see that emotional entropy, emotion matching, and language style matching all increase predictive accuracy when combined with the traditional metrics. Table 2 shows the results of the dialog-level analysis, predicting the Overall annotation. (See Appendix Tables 3, 4, and 5 for coherence, informativeness, and likability results.) Due to the small sample size of TBD (63 dialogs) and DTSC10

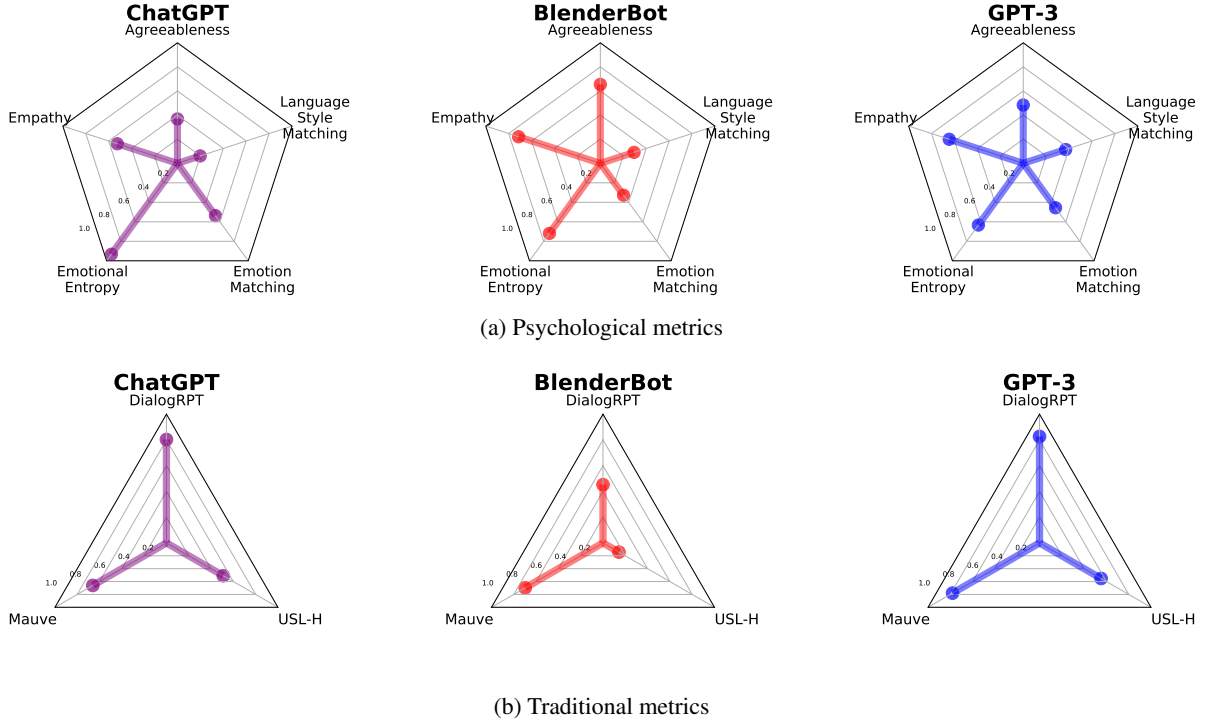


Figure 4: Comparison of (a) psychological and (b) traditional metrics across the three dialog systems in the Three Bot Dialog Evaluation Corpus: ChatGPT (purple), BlenderBot (red), and GPT-3 (blue). Scores are normalized to be between 0 and 1 in order to aid visualization.

Dialog-level Corpus (125 dialogs), we do not have statistical power to identify differences between the psychological and automatic metrics. That said, agreeableness performed at the same level or above two of the traditional metrics in each data set.

Taken together, the psychological metrics were not highly predictive alone when compared to state-of-the-art metrics (which is expected since the psychological metrics are not specific for dialog evaluations), yet they are capturing unique, relevant signal for dialog quality. Similar results hold across an additional 10 out of 12 open-domain dialog evaluation data sets in the Appendix.²

In Figure 4(a), we see ChatGPT, BlenderBot, and GPT-3 evaluated across the psychological metrics. We see that ChatGPT lacks both empathy and personality, BlenderBot is high on empathy, agreeableness, and highest emotional variation, and GPT-3 is high on empathy and low on agreeableness. All systems are low on language-style matching. The traditional metrics in Figure 4(b) show (1) little variation in Mauve, (2) ChatGPT and GPT-3 are similarly high in DialogRPT, and (3) BlenderBot and GPT-3 are both higher on Mauve than ChatGPT. Despite these differences, all three systems look relatively similar across these dimensions.

9 Conclusions

This paper proposes several psychologically-grounded measures for evaluating open-domain dialog systems. Our metrics evaluate dialog systems from a human lens, considering both trait and state trade-offs (standard measures of human constructs) and linguistic matching (indicators of social relationships and interactions).

We evaluate all five of our proposed metrics, examining trait-level features (agreeableness and empathy), state-level variation (emotional entropy), and linguistic matching (style and emotion matching). We also compare against state-of-the-art traditional metrics across multiple data sets and show that the psychological metrics (1) do not correlate with traditional metrics and (2) lead to increased accuracy when predicting gold standard human judgements. These results indicate our psychological metrics are picking up on unique signal when evaluating open-domain dialog systems.

Finally, we characterize dialog systems using both traditional and psychological metrics. Our findings suggest that ChatGPT, in particular, lacks empathy and personality, which are fundamental human traits, despite claims ChatGPT has human-like qualities, such as a theory of mind (Kosinski,

2023). Therefore a more careful evaluation of its role in sensitive use cases like therapy (Stade et al., 2023) is needed. The traditional metrics measure concepts such as plausibility (Mauve) or understandability (USL). Thus, it is hard to interpret these results in their relationships to human communication. For example, agreeableness is associated with cooperation and trustworthiness (Stavrova et al., 2022), but it is unclear how plausibility or understandability are related to similar concepts.

Current large language models such as GPT-4 perform fantastically well when evaluated at the utterance level. However, they are much weaker at the conversation and person level. Researchers and companies are now trying to build chatbots that have consistent personalities (“personas”) and can carry out conversations with internal structure such as introductory small talk (“How is your week going”), or concluding formalities (“It was wonderful working with you.”). Evaluating chatbots from this perspective requires better metrics; traditional metrics are often too weak to distinguish between modern dialog agents, as all current LLMs exhibit human-level fluency and strong topic knowledge. In contrast, our psychologically-grounded metrics show large and informative differences between agents, helping to better characterize their performance.

Ethical Considerations

There are several ethical considerations when constructing and evaluating dialog systems, many of which have been outlined by Roller et al. (Roller et al., 2021). These include privacy (since online dialog may contain sensitive information), toxic and offensive content, and, on the part of the researcher, openness to sharing findings. With regard to the current work, imparting systems with human qualities such as personality and socio-demographics must be handled with the utmost sensitivity. Biases in training data, misclassifications in downstream tasks, and reliance on outdated social constructs (i.e., binary gender) are just a few examples of how automated systems can fail and further marginalize vulnerable populations (Shah et al., 2020; Xu et al., 2021; Gonen and Goldberg, 2019). Specifically, the models used in this study (e.g., empathy and agreeableness) are trained on majority U.S. and monolingual English-speaking populations and may fail to generalize to minority or non-US populations. On the other hand, the alternative also

suffers from similar concerns, namely that dialog systems may exhibit extremely limited variation in such traits. One could imagine a similar situation to the so-called “Wall Street Journal effect” (i.e., part-of-speech taggers are only accurate when applied to language written by white men; (Hovy and Søgaard, 2015)), where dialog system only converse like middle-aged white men.

It is also important to note that while the proposed classes of metrics (i.e., states/traits and linguistic matching) may be desirable in the context of “human-like” measures, the examples used in the paper (e.g., agreeableness) may not. When presented with a toxic prompt, an agreeable or style-matching dialog system will only reinforce the toxicity by agreeing with or matching the prompt, while embedding systems with social norms may help alleviate such issues (Kim et al., 2022). In general, more human-like dialog systems, as enabled by this approach, can be used both for good (better support for mental health) and for evil (more effective deception and misinformation). Thus, care must be taken when choosing constructs to be embedded in dialog systems.

Finally, it is important not to anthropomorphize dialog systems as this can lead to transparency and trust issues, especially in high-stakes settings (see Abercrombie et al. (2023) for an in-depth discussion). While we are suggesting metrics grounded in human psychology for evaluation, we do not mean to imply that these systems are human, human-like, or should be thought of as human.

Limitations

While we have attempted to evaluate our metrics on a large number of public data sets and compare them against many state-of-the-art metrics, there are a number of limitations. First, the psychological metrics are not developed for dialog system evaluations and may fail to capture the nuances of this domain. For example, the agreeableness model was trained on lifetime post histories from Facebook users, and thus one may not expect this to work well on short responses within a dialog or even conversations in general. Next, the specific metrics proposed in this paper (e.g., agreeableness and empathy) are just five examples of psychologically grounded measures that could be applied in this setting. We do not claim to have attempted a thorough investigation across all possible (or even a large number of) psychological metrics. Finally,

there is no reason to expect the proposed psychological metrics to correlate with human judgments. For example, it is not immediately clear that emotional entropy should correlate with either “appropriateness” or “relevance”.

References

- Muhammad Abdul-Mageed, Anneke Buffone, Hao Peng, Salvatore Giorgi, Johannes C Eichstaedt, and Lyle H Ungar. 2017. Recognizing pathogenic empathy in social media. In *ICWSM*, pages 448–451.
- Gavin Abercrombie, Amanda Cercas Curry, Tanvi Dinkar, and Zeerak Talat. 2023. Mirages: On anthropomorphism in dialogue systems. *arXiv preprint arXiv:2305.09800*.
- Daniel Adiwardana, Minh-Thang Luong, David R So, Jamie Hall, Noah Fiedel, Romal Thoppilan, Zi Yang, Apoorv Kulshreshtha, Gaurav Nemade, Yifeng Lu, et al. 2020. Towards a human-like open-domain chatbot. *arXiv preprint arXiv:2001.09977*.
- Richard A Armstrong. 2014. When to use the bonferroni correction. *Ophthalmic and Physiological Optics*, 34(5):502–508.
- Amanda Askell, Yuntao Bai, Anna Chen, Dawn Drain, Deep Ganguli, Tom Henighan, Andy Jones, Nicholas Joseph, Ben Mann, Nova DasSarma, Nelson Elhage, Zac Hatfield-Dodds, Danny Hernandez, Jackson Kernion, Kamal Ndousse, Catherine Olsson, Dario Amodei, Tom Brown, Jack Clark, Sam McCandlish, Chris Olah, and Jared Kaplan. 2021. [A general language assistant as a laboratory for alignment](#).
- Yuntao Bai, Saurav Kadavath, Sandipan Kundu, Amanda Askell, Jackson Kernion, Andy Jones, Anna Chen, Anna Goldie, Azalia Mirhoseini, Cameron McKinnon, Carol Chen, Catherine Olsson, Christopher Olah, Danny Hernandez, Dawn Drain, Deep Ganguli, Dustin Li, Eli Tran-Johnson, Ethan Perez, Jamie Kerr, Jared Mueller, Jeffrey Ladish, Joshua Landau, Kamal Ndousse, Kamile Lukosuite, Liane Lovitt, Michael Sellitto, Nelson Elhage, Nicholas Schiefer, Noemi Mercado, Nova DasSarma, Robert Lasenby, Robin Larson, Sam Ringer, Scott Johnston, Shauna Kravec, Sheer El Showk, Stanislav Fort, Tamera Lanham, Timothy Telleen-Lawton, Tom Conerly, Tom Henighan, Tristan Hume, Samuel R. Bowman, Zac Hatfield-Dodds, Ben Mann, Dario Amodei, Nicholas Joseph, Sam McCandlish, Tom Brown, and Jared Kaplan. 2022. [Constitutional ai: Harmlessness from ai feedback](#).
- Marcel Binz and Eric Schulz. 2023. [Using cognitive psychology to understand GPT-3](#). *Proceedings of the National Academy of Sciences*, 120(6).
- David M Blei, Andrew Y Ng, and Michael I Jordan. 2003. Latent dirichlet allocation. *Journal of machine Learning research*, 3(Jan):993–1022.
- Tom Brown, Benjamin Mann, Nick Ryder, Melanie Subbiah, Jared D Kaplan, Prafulla Dhariwal, Arvind Neelakantan, Pranav Shyam, Girish Sastry, Amanda Askell, et al. 2020. Language models are few-shot learners. *Advances in neural information processing systems*, 33:1877–1901.
- HA Carr and FA Kingsbury. 1938. The concept of traits. *Psychological Review*, 45(6):497.
- Danqi Chen, Adam Fisch, Jason Weston, and Antoine Bordes. 2017. Reading wikipedia to answer open-domain questions. In *Proceedings of the 55th Annual Meeting of the Association for Computational Linguistics (Volume 1: Long Papers)*, pages 1870–1879.
- Zhang Chen, João Sedoc, Luis Fernando D’Haro, Rafael Banchs, and Alexander Rudnicky. 2021. [Automatic evaluation and moderation of open-domain dialogue systems](#).
- Lei Cui, Shaohan Huang, Furu Wei, Chuanqi Tan, Chaoqun Duan, and Ming Zhou. 2017. Superagent: A customer service chatbot for e-commerce websites. In *Proceedings of ACL 2017, System Demonstrations*, pages 97–102.
- Cristian Danescu-Niculescu-Mizil, Michael Gamon, and Susan Dumais. 2011. Mark my words! linguistic style accommodation in social media. In *Proceedings of the 20th international conference on World wide web*, pages 745–754.
- Cristian Danescu-Niculescu-Mizil and Lillian Lee. 2011. [Chameleons in imagined conversations: A new approach to understanding coordination of linguistic style in dialogs](#). In *Proceedings of the 2nd Workshop on Cognitive Modeling and Computational Linguistics*, pages 76–87, Portland, Oregon, USA. Association for Computational Linguistics.
- Cristian Danescu-Niculescu-Mizil, Lillian Lee, Bo Pang, and Jon Kleinberg. 2012. Echoes of power: Language effects and power differences in social interaction. In *Proceedings of the 21st international conference on World Wide Web*, pages 699–708.
- Mark H Davis. 1983. Measuring individual differences in empathy: Evidence for a multidimensional approach. *Journal of personality and social psychology*, 44(1):113.
- Jan Deriu, Alvaro Rodrigo, Arantxa Otegi, Guillermo Echevoyen, Sophie Rosset, Eneko Agirre, and Mark Cieliebak. 2021. Survey on evaluation methods for dialogue systems. *Artificial Intelligence Review*, 54(1):755–810.
- Jan Deriu, Don Tuggener, Pius von Däniken, Jon Ander Campos, Alvaro Rodrigo, Thiziri Belkacem, Aitor Soroa, Eneko Agirre, and Mark Cieliebak. 2020. [Spot the bot: A robust and efficient framework for the evaluation of conversational dialogue systems](#). In *Proceedings of the 2020 Conference on Empirical Methods in Natural Language Processing (EMNLP)*, pages 3971–3984, Online. Association for Computational Linguistics.

- Layla El Asri, Hannes Schulz, Shikhar Kr Sarma, Jeremie Zumer, Justin Harris, Emery Fine, Rahul Mehrotra, and Kaheer Suleman. 2017. Frames: a corpus for adding memory to goal-oriented dialogue systems. In *Proceedings of the 18th Annual SIGdial Meeting on Discourse and Dialogue*, pages 207–219.
- Michel Galley, Chris Brockett, Xiang Gao, Jianfeng Gao, and Bill Dolan. 2019. Grounded response generation task at dstc7. In *AAAI Dialog System Technology Challenges Workshop*.
- Xiang Gao, Yizhe Zhang, Michel Galley, Chris Brockett, and William B Dolan. 2020. Dialogue response ranking training with large-scale human feedback data. In *Proceedings of the 2020 Conference on Empirical Methods in Natural Language Processing (EMNLP)*, pages 386–395.
- Sarik Ghazarian, Behnam Hedayatnia, Alexandros Pangelis, Yang Liu, and Dilek Hakkani-Tur. 2022. [What is wrong with you?: Leveraging user sentiment for automatic dialog evaluation](#). In *Findings of the Association for Computational Linguistics: ACL 2022*, pages 4194–4204, Dublin, Ireland. Association for Computational Linguistics.
- Howard Ed Giles, Justine Ed Coupland, and Nikolas Ed Coupland. 1991. Contexts of accommodation: Developments in applied sociolinguistics.
- Salvatore Giorgi, Lyle Ungar, and H. Andrew Schwartz. 2021. [Characterizing social spambots by their human traits](#). In *Findings of the Association for Computational Linguistics: ACL-IJCNLP 2021*, pages 5148–5158, Online. Association for Computational Linguistics.
- Amelia Glaese, Nat McAleese, Maja Trębacz, John Aslanides, Vlad Firoiu, Timo Ewalds, Maribeth Rauh, Laura Weidinger, Martin Chadwick, Phoebe Thacker, Lucy Campbell-Gillingham, Jonathan Uesato, Po-Sen Huang, Ramona Comanescu, Fan Yang, Abigail See, Sumanth Dathathri, Rory Greig, Charlie Chen, Doug Fritz, Jaume Sanchez Elias, Richard Green, Soňa Mokrá, Nicholas Fernando, Boxi Wu, Rachel Foley, Susannah Young, Iason Gabriel, William Isaac, John Mellor, Demis Hassabis, Koray Kavukcuoglu, Lisa Anne Hendricks, and Geoffrey Irving. 2022. [Improving alignment of dialogue agents via targeted human judgements](#).
- Hila Gonen and Yoav Goldberg. 2019. Lipstick on a pig: Debiasing methods cover up systematic gender biases in word embeddings but do not remove them. In *Proceedings of the 2019 Conference of the North American Chapter of the Association for Computational Linguistics: Human Language Technologies, Volume 1 (Long and Short Papers)*, pages 609–614.
- Prakhar Gupta, Shikib Mehri, Tiancheng Zhao, Amy Pavel, Maxine Eskenazi, and Jeffrey P Bigham. 2019. Investigating evaluation of open-domain dialogue systems with human generated multiple references. In *Proceedings of the 20th Annual SIGdial Meeting on Discourse and Dialogue*, pages 379–391.
- Chiori Hori and Takaaki Hori. 2017. End-to-end conversation modeling track in dstc6. *arXiv preprint arXiv:1706.07440*.
- Dirk Hovy. 2015. Demographic factors improve classification performance. In *Proceedings of the 53rd Annual Meeting of the Association for Computational Linguistics and the 7th International Joint Conference on Natural Language Processing (Volume 1: Long Papers)*, pages 752–762.
- Dirk Hovy and Anders Søgaard. 2015. Tagging performance correlates with author age. In *Proceedings of the 53rd annual meeting of the Association for Computational Linguistics and the 7th international joint conference on natural language processing (volume 2: Short papers)*, pages 483–488.
- David M. Howcroft, Anya Belz, Miruna-Adriana Clinciu, Dimitra Gkatzia, Sadid A. Hasan, Saad Mahamood, Simon Mille, Emiel van Miltenburg, Sashank Santhanam, and Verena Rieser. 2020. [Twenty years of confusion in human evaluation: NLG needs evaluation sheets and standardised definitions](#). In *Proceedings of the 13th International Conference on Natural Language Generation*, pages 169–182, Dublin, Ireland. Association for Computational Linguistics.
- Bernd Huber, Daniel McDuff, Chris Brockett, Michel Galley, and Bill Dolan. 2018. Emotional dialogue generation using image-grounded language models. In *Proceedings of the 2018 CHI Conference on Human Factors in Computing Systems*, page 277. ACM.
- Molly E. Ireland, Richard B. Slatcher, Paul W. Eastwick, Lauren E. Scissors, Eli J. Finkel, and James W. Pennebaker. 2011. [Language style matching predicts relationship initiation and stability](#). *Psychological Science*, 22(1):39–44. PMID: 21149854.
- Hyunwoo Kim, Youngjae Yu, Liwei Jiang, Ximing Lu, Daniel Khashabi, Gunhee Kim, Yejin Choi, and Maarten Sap. 2022. Prosocialdialog: A prosocial backbone for conversational agents. In *EMNLP*.
- Naomi Kong-Vega, Mingxin Shen, Mo Wang, and Luis Fernando D’Haro. 2019. Subjective annotation and evaluation of three different chatbots wochat: shared task report. In *9th International Workshop on Spoken Dialogue System Technology*, pages 371–378. Springer.
- Michal Kosinski. 2023. Theory of mind may have spontaneously emerged in large language models. *arXiv preprint arXiv:2302.02083*.
- Michal Kosinski, David Stillwell, and Thore Graepel. 2013. Private traits and attributes are predictable from digital records of human behavior. *Proceedings of the national academy of sciences*, 110(15):5802–5805.
- Seolhwa Lee, Heuiseok Lim, and João Sedoc. 2020. An evaluation protocol for generative conversational systems. *arXiv preprint arXiv:2010.12741*.

- Jiwei Li, Michel Galley, Chris Brockett, Georgios P Spithourakis, Jianfeng Gao, and Bill Dolan. 2016. A persona-based neural conversation model. *arXiv preprint arXiv:1603.06155*.
- Margaret Li, Jason Weston, and Stephen Roller. 2019. Acute-eval: Improved dialogue evaluation with optimized questions and multi-turn comparisons. *arXiv preprint arXiv:1909.03087*.
- Chia-Wei Liu, Ryan Lowe, Iulian Vlad Serban, Mike Noseworthy, Laurent Charlin, and Joelle Pineau. 2016. How not to evaluate your dialogue system: An empirical study of unsupervised evaluation metrics for dialogue response generation. In *Proceedings of the 2016 Conference on Empirical Methods in Natural Language Processing*, pages 2122–2132.
- Sarah Peregrine Lord, Elisa Sheng, Zac E Imel, John Baer, and David C Atkins. 2015. More than reflections: Empathy in motivational interviewing includes language style synchrony between therapist and client. *Behavior therapy*, 46(3):296–303.
- Veronica Lynn, Salvatore Giorgi, Niranjan Balasubramanian, and H. Andrew Schwartz. 2019. [Tweet classification without the tweet: An empirical examination of user versus document attributes](#). In *Proceedings of the Third Workshop on Natural Language Processing and Computational Social Science*, pages 18–28, Minneapolis, Minnesota. Association for Computational Linguistics.
- Joseph H Manson, Gregory A Bryant, Matthew M Gervais, and Michelle A Kline. 2013. Convergence of speech rate in conversation predicts cooperation. *Evolution and Human Behavior*, 34(6):419–426.
- Pierre-Emmanuel Mazaré, Samuel Humeau, Martin Raison, and Antoine Bordes. 2018. Training millions of personalized dialogue agents. *arXiv preprint arXiv:1809.01984*.
- Shikib Mehri and Maxine Eskenazi. 2020a. Unsupervised evaluation of interactive dialog with dialogpt. In *Proceedings of the 21th Annual Meeting of the Special Interest Group on Discourse and Dialogue*, pages 225–235.
- Shikib Mehri and Maxine Eskenazi. 2020b. Ustr: An unsupervised and reference free evaluation metric for dialog generation. *arXiv preprint arXiv:2005.00456*.
- Erinc Merdivan, Deepika Singh, Sten Hanke, Johannes Kropf, Andreas Holzinger, and Matthieu Geist. 2020. Human annotated dialogues dataset for natural conversational agents. *Applied Sciences*, 10(3):762.
- Saif M Mohammad and Svetlana Kiritchenko. 2015. Using hashtags to capture fine emotion categories from tweets. *Computational Intelligence*, 31(2):301–326.
- David Novick, Mahdokht Afravi, Adriana Camacho, Laura J Hinojos, and Aaron E Rodriguez. 2018. Inducing rapport-building behaviors in interaction with an embodied conversational agent. In *Proceedings of the 18th International Conference on Intelligent Virtual Agents*, pages 345–346. ACM.
- Damilola Omitaomu, Shabnam Tafreshi, Tingting Liu, Sven Buechel, Chris Callison-Burch, Johannes Eichstaedt, Lyle Ungar, and João Sedoc. 2022. Empathic conversations: A multi-level dataset of contextualized conversations. *arXiv preprint arXiv:2205.12698*.
- Long Ouyang, Jeff Wu, Xu Jiang, Diogo Almeida, Carroll L. Wainwright, Pamela Mishkin, Chong Zhang, Sandhini Agarwal, Katarina Slama, Alex Ray, John Schulman, Jacob Hilton, Fraser Kelton, Luke Miller, Maddie Simens, Amanda Askell, Peter Welinder, Paul Christiano, Jan Leike, and Ryan Lowe. 2022. [Training language models to follow instructions with human feedback](#).
- Gregory Park, H Andrew Schwartz, Johannes C Eichstaedt, Margaret L Kern, Michal Kosinski, David J Stillwell, Lyle H Ungar, and Martin EP Seligman. 2015. Automatic personality assessment through social media language. *Journal of personality and social psychology*, 108(6):934.
- James W Pennebaker, Martha E Francis, and Roger J Booth. 2001. Linguistic inquiry and word count: Liwc 2001. *Mahway: Lawrence Erlbaum Associates*, 71(2001):2001.
- Vitou Phy, Yang Zhao, and Akiko Aizawa. 2020. Deconstruct to reconstruct a configurable evaluation metric for open-domain dialogue systems. In *Proceedings of the 28th International Conference on Computational Linguistics*, pages 4164–4178.
- Krishna Pillutla, Swabha Swayamdipta, Rowan Zellers, John Thickstun, Sean Welleck, Yejin Choi, and Zaid Harchaoui. 2021. Mauve: Measuring the gap between neural text and human text using divergence frontiers. *Advances in Neural Information Processing Systems*, 34:4816–4828.
- Robert Plutchik. 1980. A general psychoevolutionary theory of emotion. In *Theories of emotion*, pages 3–33. Elsevier.
- Hannah Rashkin, Eric Michael Smith, Margaret Li, and Y-Lan Boureau. 2019. Towards empathetic open-domain conversation models: A new benchmark and dataset. In *Proceedings of the 57th Annual Meeting of the Association for Computational Linguistics*, pages 5370–5381.
- Stephen Roller, Emily Dinan, Naman Goyal, Da Ju, Mary Williamson, Yinhan Liu, Jing Xu, Myle Ott, Eric Michael Smith, Y-Lan Boureau, et al. 2021. Recipes for building an open-domain chatbot. In *Proceedings of the 16th Conference of the European Chapter of the Association for Computational Linguistics: Main Volume*, pages 300–325.
- Shibani Santurkar, Esin Durmus, Faisal Ladhak, Cinoo Lee, Percy Liang, and Tatsunori Hashimoto. 2023. [Whose opinions do language models reflect?](#)

- Joao Sedoc, Daphne Ippolito, Arun Kirubakaran, Jai Thirani, Lyle Ungar, and Chris Callison-Burch. 2019. Chateval: A tool for chatbot evaluation. In *Proceedings of the 2019 conference of the North American chapter of the association for computational linguistics (demonstrations)*, pages 60–65.
- Thibault Sellam, Dipanjan Das, and Ankur Parikh. 2020. Bleurt: Learning robust metrics for text generation. In *Proceedings of the 58th Annual Meeting of the Association for Computational Linguistics*, pages 7881–7892.
- Deven Santosh Shah, H Andrew Schwartz, and Dirk Hovy. 2020. Predictive biases in natural language processing models: A conceptual framework and overview. In *Proceedings of the 58th Annual Meeting of the Association for Computational Linguistics*, pages 5248–5264.
- Kurt Shuster, Jing Xu, Mojtaba Komeili, Da Ju, Eric Michael Smith, Stephen Roller, Megan Ung, Moya Chen, Kushal Arora, Joshua Lane, et al. 2022. Blenderbot 3: a deployed conversational agent that continually learns to responsibly engage. *arXiv preprint arXiv:2208.03188*.
- Eric Smith, Orion Hsu, Rebecca Qian, Stephen Roller, Y-Lan Boureau, and Jason Weston. 2022. [Human evaluation of conversations is an open problem: comparing the sensitivity of various methods for evaluating dialogue agents](#). In *Proceedings of the 4th Workshop on NLP for Conversational AI*, pages 77–97, Dublin, Ireland. Association for Computational Linguistics.
- Elizabeth Stade, Shannon Wiltsey Stirman, Lyle H Ungar, David Bryce Yaden, H Andrew Schwartz, João Sedoc, Robb Willer, Robert DeRubeis, et al. 2023. Artificial intelligence will change the future of psychotherapy: A proposal for responsible, psychologist-led development.
- Olga Stavrova, Anthony M Evans, and Ilja van Beest. 2022. The effects of partner extraversion and agreeableness on trust. *Personality and Social Psychology Bulletin*, page 01461672221086768.
- Brian Thompson and Matt Post. 2020. [Automatic machine translation evaluation in many languages via zero-shot paraphrasing](#). In *Proceedings of the 2020 Conference on Empirical Methods in Natural Language Processing (EMNLP)*, pages 90–121, Online. Association for Computational Linguistics.
- Oriol Vinyals and Quoc Le. 2015. A neural conversational model. *arXiv preprint arXiv:1506.05869*.
- Svitlana Volkova, Theresa Wilson, and David Yarowsky. 2013. Exploring demographic language variations to improve multilingual sentiment analysis in social media. In *Proceedings of the 2013 Conference on Empirical Methods in Natural Language Processing*, pages 1815–1827.
- Albert Xu, Eshaan Pathak, Eric Wallace, Suchin Gururangan, Maarten Sap, and Dan Klein. 2021. [Detoxifying language models risks marginalizing minority voices](#). In *Proceedings of the 2021 Conference of the North American Chapter of the Association for Computational Linguistics: Human Language Technologies*, pages 2390–2397, Online. Association for Computational Linguistics.
- David B. Yaden, Salvatore Giorgi, Matthew Jordan, Anneke Buffone, Johannes C. Eichstaedt, H. Andrew Schwartz, Lyle H. Ungar, and Paul Bloom. 2023. [Characterizing empathy and compassion using computational linguistic analysis](#). *Emotion*.
- Weizhe Yuan, Graham Neubig, and Pengfei Liu. 2021. Bartscore: Evaluating generated text as text generation. *Advances in Neural Information Processing Systems*, 34:27263–27277.
- Virgil Zeigler-Hill and T Shackelford. 2020. Encyclopedia of personality and individual differences.
- Chen Zhang, Luis Fernando D’Haro, Rafael E Banchs, Thomas Friedrichs, and Haizhou Li. 2021. Deepam-fm: Toolkit for automatic dialogue evaluation. In *Conversational Dialogue Systems for the Next Decade*, pages 53–69. Springer.
- Saizheng Zhang, Emily Dinan, Jack Urbanek, Arthur Szlam, Douwe Kiela, and Jason Weston. 2018. Personalizing dialogue agents: I have a dog, do you have pets too? *arXiv preprint arXiv:1801.07243*.
- Tianyi Zhang, Varsha Kishore, Felix Wu, Kilian Q Weinberger, and Yoav Artzi. 2019. Bertscore: Evaluating text generation with bert. *arXiv preprint arXiv:1904.09675*.
- Tianyu Zhao, Divesh Lala, and Tatsuya Kawahara. 2020. Designing precise and robust dialogue response evaluators. In *Proceedings of the 58th Annual Meeting of the Association for Computational Linguistics*, pages 26–33.
- Xianda Zhou and William Yang Wang. 2018. [MojiTalk: Generating emotional responses at scale](#). In *Proceedings of the 56th Annual Meeting of the Association for Computational Linguistics (Volume 1: Long Papers)*, pages 1128–1137, Melbourne, Australia. Association for Computational Linguistics.

A TBD Human Judgement Evaluations

The TBD-Q1-2023 was evaluated at both the dialogue- and turn-level by crowd workers on Amazon Mechanical Turk. Each dialogue was evaluated across 4 dimensions: coherence, informativeness, likability, and overall. Coherence (or Understanding) is a 5 item Likert scale with 1 representing “The entire conversation is incomprehensible” and 5 representing “The dialogue is very coherent and

all the information conveyed is consistent”. Informativeness is a 5 item Likert scale with 1 representing “There is barely any information content in the dialogue, such as generic utterances, perfunctory responses, and repetition. Often the utterances in the dialogue are short. Dialogues that receive a rating of 1 for understanding/coherence” and 5 representing “Most of the utterances in the dialogue are long sentences with high information content, and all the information is correct”. Likability (or Engagingness) is a 5 item Likert scale with 1 representing “The content of the conversation is unattractive, and I don’t know how to continue the conversation; dialogues receive a rating of 1 for understanding/coherence” and 5 representing “The conversation is extremely attractive and I am eager to continue it”. Overall is a 5 item Likert scale with 1 representing “The overall quality is very low, the conversation is not fluent and there is no information” and 5 representing “The overall quality is excellent, the conversation is very smooth, the amount of information content is very high with great engagingness, it’s a very good response”.

The turn-level was evaluated for Grammatical Correctness (“The quality of the English grammar”), Appropriateness (“The response is appropriate given the preceding turn (Note: The appropriateness of a response is very subjective”), Content richness (“The response is informative, containing long sentences that include various entities (such as names of people, names of places or times), conceptual words (sky, dust, sorrow, etc.) or descriptive/emotional words (It hurts me, Lovely, etc.)”), and Relevance (“The response is related to the context of the dialogue and is good and smooth”). All items were on a 1 to 5 Likert scale, with 1 being lowest and 5 being highest (e.g., 1 = no grammatical correctness).

B Additional TBD Dialogue-level Evaluations

Tables 3, 4, and 5 show the results of our human metrics predicting the Coherence, Informativeness, and Likability crowd sourced dialogue-level annotations on the TBD-Q1-2023 data set.

C Additional Data Sets

DSTC6 (D6) is dialogue data collected from Twitter users for customer service for 40,000 context-response pairs (Hori and Hori, 2017). The dialogue context was evaluated using 10 Turkers on a 5 point

Likert scale based on the relevance of the response.

DSTC7 (D7) is conversation data extracted from Reddit conversation threads (Galley et al., 2019). The dataset contained 3 million conversational responses and 20 million facts. The dialogue context was evaluated by crowdsourced annotators using a 5 point Likert scale based on the relevance and interest of the response.

English As a Second Language (ESL) consists of 200 different three turn dialogue segments from an English learning site (Chen et al., 2021). This dataset consists of 21 comparisons across 5 dialogue systems with a human baseline over 13K judgements.

DailyDialog (GD) is a dialogue dataset constructed using 100 dialogue contexts from the test set of the DailyDialog dataset (Gupta et al., 2019). The context-response pairs were annotated by Turkers using a 1 to 5 scale based on appropriateness.

HUMOD (HU) is a multi-turn movie dialogue dataset created from the Cornell Movie-Dialogs Corpus (Merdivan et al., 2020). This dataset is human annotated on a 1 to 5 scale based on the relevance of human generated responses to the context of a fictional conversation on the movie script.

Neural Conversation Model (NCM) consists of 200 hand-crafted single turn prompts originally from the IT Helpdesk Troubleshooting dataset (Chen et al., 2021). This dataset consists of 59 comparisons across 11 dialogue systems with over 33K pairwise comparisons.

Persona-DSTC10 (PD10) is an evaluation dataset for the DSTC10 challenge constructed from a sample of 500 dialogue segments from the PersonaChat dataset (Chen et al., 2021). A total of 4,500 context-response pairs were rated using an automatic dialogue response evaluator.

Topical-DTSC10 (TD10) is an evaluation dataset for the DSTC10 challenge constructed from a sample of 500 dialogue segments from the TopicalChat dataset (Chen et al., 2021). A total of 5,000 context-response pairs were evaluated using an automatic dialogue response evaluator.

TopicalChat-USR (TP) is a human evaluation dataset developed from the Topical-Chat dataset through the USR metric annotation (Mehri and Eskenazi, 2020b). The context-response pairs were annotated by Turkers using a different scales based on qualities of understanding (0-1), natural (1-3), maintains context (1-3), interesting (1-3), uses knowledge (0-1), and overall quality (1-5).

		Traditional Metric Alone	Agreeableness		Empathy		All Psych.	
			P	P+T	P	P+T	P	P+T
TBD	DialogRPT	.186	.115	.188	-.012	.182	.102	.190
	Mauve	.081	.115	.128	-.012	.068	.102	.124
	USL-H	.048	.115	.183	-.012	.073	.102	.173

Table 3: Dialogue-level results predicting the Coherence rating: Reported linear regression adjusted R^2 where P contains the psychological metrics as the independent variable and $P + T$ contains both the psychological and traditional metrics as independent variables.

		Traditional Metric Alone	Agreeableness		Empathy		All Psych.	
			P	P+T	P	P+T	P	P+T
TBD	DialogRPT	.230	.112	.224	.061	.225	.121	.216
	Mauve	.141	.112	.166	.061	.142	.121	.159
	USL-H	-.005	.112	.116	.061	.110	.121	.161

Table 4: Dialogue-level results predicting the Informativeness rating: Reported linear regression adjusted R^2 where P contains the psychological metrics as the independent variable and $P + T$ contains both the psychological and traditional metrics as independent variables.

PersonaChat-USR (UP) is a human evaluation dataset developed from the PersonaChat dataset the same way as TopicalChat-USR (Mehri and Eskenazi, 2020b). The context-response pairs are annotated with the same USR annotation scheme as TopicalChat-USR using the same qualities and scales.

DailyDialog (ZD) is a dialogue dataset constructed using 100 dialogue contexts from the test set of the DailyDialog dataset (Zhao et al., 2020). The context-response pairs were annotated by Turkers using a 5 point Likert scale based on appropriateness, language usage, relevance, and context.

PersonaChat (ZP) is a dialogue dataset consisting of context-response pairs collected from the test set of the PersonaChat dataset (Zhao et al., 2020). The appropriateness quality of the response were annotated by Turkers for each context.

D Human Judgements

Table 6 lists the human judgements used across the additional data sets used in the supplement. Each turn or dialog may have been annotated by multiple crowd-workers, depending on the data set (e.g., a single prompt may have multiple crowd-sourced evaluations for Appropriateness). The median evaluation is then used as the gold standard for each unit in the data set.

E Results

Tables 7 through 18 contain results for each data set. All tables report adjusted R^2 from a linear regression model whose dependent variable is the human evaluation metric (described above). We create three models which contain varying sets of independent variables: (1) the traditional metric alone (“Traditional Metric Alone”), (2) the psychological metric alone (“P”), and (3) both the psychological and traditional metrics together (“P+T”). In all models, the independent variables are mean centered and standardized, so that the resulting standard deviation is equal to 1. Note that “All Psych.” contains all five psychological metrics: agreeableness, empathy, emotional entropy, emotion matching, and language style matching.

		Traditional	Agreeableness		Empathy		All Psych.	
		Metric Alone	P	P+T	P	P+T	P	P+T
TBD	DialogRPT	.081	.043	.071	.054	.090	.063	.076
	Mauve	.021	.043	.035	.054	.046	.063	.047
	USL-H	-.014	.043	.033	.054	.077	.063	.081

Table 5: Dialogue-level results predicting the Likability rating: Reported linear regression adjusted R^2 where P contains the psychological metrics as the independent variable and $P + T$ contains both the psychological and traditional metrics as independent variables.

Judgement	Question Text	Likert Scale	Data Sets
Appropriateness	The response is appropriate given the preceding dialogue.	1-5	ESL, NCM, PD10, TD10, ZD, ZP
Relevance	The response content is related to the preceding dialogue.	1-5	EC, ED, EE, HU
Enjoy	How much did you enjoy talking to this user?	1-4	PC
Overall	What is your overall impression of the quality of this utterance?	1-5	D6, D7, GD, FC, FT, TP, UP

Table 6: Human judgements for the supplemental turn-level data sets.

DSTC6 (D6; (Hori and Hori, 2017))													
	Traditional	Agreeableness		Empathy		Emo. Entropy		Emo. Matching		Lang. Style Matching		All Psych.	
	Metric Alone	P	P+T	P	P+T	P	P+T	P	P+T	P	P+T	P	P+T
BARTScore	.080	.000	.080*	.001	.081***	.038	.103***	.002	.081	.006	.084***	.009	.110***
BERTScore	.195	.000	.196*	.001	.195	.038	.224***	.002	.196	.006	.200***	.009	.227***
BLEURT	.167	.000	.167	.001	.168***	.038	.183***	.002	.168	.006	.170***	.009	.187***
Prism ref.	.081	.000	.082	.001	.084***	.038	.093***	.002	.083	.006	.085***	.009	.101***
Prism Unref.	.024	.000	.024	.001	.026***	.038	.044***	.002	.026	.006	.029***	.009	.052***
Prism Context	.014	.000	.015	.001	.016***	.038	.042***	.002	.016	.006	.019***	.009	.050***

Table 7: DSTC6 data set, reported linear regression adjusted R^2 where P contains the psychological metric as the independent variable and $P + T$ contains both the psychological and traditional metrics as independent variables. Benjamini-Hochberg corrected significance level: *** $p < 0.001$, ** $p < 0.01$, * $p < 0.05$

DSTC7 (D7; (Galley et al., 2019))													
	Traditional	Agreeableness		Empathy		Emo. Entropy		Emo. Matching		Lang. Style Matching		All Psych.	
	Metric Alone	P	P+T	P	P+T	P	P+T	P	P+T	P	P+T	P	P+T
BARTScore	.087	.000	.088	.000	.087	.023	.095***	.001	.088	.000	.091***	.009	.099***
BERTScore	.130	.000	.131	.000	.130	.023	.140***	.001	.131	.000	.130	.009	.141***
BLEURT	.126	.000	.127	.000	.126	.023	.130**	.001	.127	.000	.126	.009	.131***
Prism ref.	.101	.000	.101	.000	.101	.023	.105**	.001	.101	.000	.101	.009	.106***
Prism Unref.	.021	.000	.021	.000	.021	.023	.028***	.001	.021	.000	.021	.009	.029***
Prism Context	.011	.000	.011	.000	.011	.023	.026***	.001	.011	.000	.012	.009	.028***

Table 8: DSTC7 data set, reported linear regression adjusted R^2 where P contains the psychological metric as the independent variable and $P + T$ contains both the psychological and traditional metrics as independent variables. Benjamini-Hochberg corrected significance level: *** $p < 0.001$, ** $p < 0.01$, * $p < 0.05$

English As a Second Language (ESL; (Chen et al., 2021))													
	Traditional	Agreeableness		Empathy		Emo. Entropy		Emo. Matching		Lang. Style Matching		All Psych.	
	Metric Alone	P	P+T	P	P+T	P	P+T	P	P+T	P	P+T	P	P+T
BARTScore	.182	.002	.182	.005	.182	.004	.182	.000	.185	.011	.192	.009	.191
BERTScore	.096	.002	.098	.005	.098	.004	.103	.000	.106	.011	.127	.009	.131*
BLEURT	.080	.002	.082*	.005	.084	.004	.081	.000	.081	.011	.094	.009	.098*
Prism ref.	.066	.002	.067	.005	.067	.004	.067	.000	.067	.011	.079	.009	.078
Prism Unref.	.011	.002	.012	.005	.015	.004	.010	.000	.011	.011	.020	.009	.023*
Prism Context	.007	.002	.009	.005	.011	.004	.013	.000	.013	.011	.036	.009	.040*

Table 9: ESL data set, reported linear regression adjusted R^2 where P contains the psychological metric as the independent variable and $P + T$ contains both the psychological and traditional metrics as independent variables. Benjamini-Hochberg corrected significance level: *** $p < 0.001$, ** $p < 0.01$, * $p < 0.05$

DailyDialog (GD; (Gupta et al., 2019))													
	Traditional Metric Alone	Agreeableness		Empathy		Emo. Entropy		Emo. Matching		Lang. Style Matching		All Psych.	
		P	P+T	P	P+T	P	P+T	P	P+T	P	P+T	P	P+T
BARTScore	.017	.005	.021	.000	.018	.005	.024*	.002	.020	.004	.025	.009	.038**
BERTScore	.116	.005	.119	.000	.116	.005	.115	.002	.117	.004	.119	.009	.122*
BLEURT	.121	.005	.123	.000	.121	.005	.135*	.002	.120	.004	.129	.009	.140**
Prism ref.	.014	.005	.018	.000	.015	.005	.022*	.002	.016	.004	.022	.009	.033**
Prism Unref.	.002	.005	.003	.000	.002	.005	.004*	.002	.001	.004	.002	.009	.012**
Prism Context	.018	.005	.025	.000	.018	.005	.017	.002	.024	.004	.018	.009	.027**

Table 10: DailyDialog (GD) data set, reported linear regression adjusted R^2 where P contains the psychological metric as the independent variable and $P + T$ contains both the psychological and traditional metrics as independent variables. Benjamini-Hochberg corrected significance level: *** $p < 0.001$, ** $p < 0.01$, * $p < 0.05$

HUMOD (HU; (Merdivan et al., 2020))													
	Traditional Metric Alone	Agreeableness		Empathy		Emo. Entropy		Emo. Matching		Lang. Style Matching		All Psych.	
		P	P+T	P	P+T	P	P+T	P	P+T	P	P+T	P	P+T
BARTScore	.078	.000	.078	.000	.078	.006	.086***	.013	.089***	.002	.078	.009	.099***
BERTScore	.120	.000	.121	.000	.120	.006	.121*	.013	.129***	.002	.122*	.009	.130***
BLEURT	.123	.000	.123	.000	.123	.006	.129***	.013	.132***	.002	.124	.009	.139***
Prism ref.	.062	.000	.062	.000	.062	.006	.075***	.013	.073***	.002	.062	.009	.088***
Prism Unref.	.006	.000	.006	.000	.006	.006	.008**	.013	.021***	.002	.009**	.009	.026***
Prism Context	.024	.000	.024	.000	.024	.006	.043***	.013	.033***	.002	.024	.009	.052***

Table 11: HUMOD (HU) data set, reported linear regression adjusted R^2 where P contains the psychological metric as the independent variable and $P + T$ contains both the psychological and traditional metrics as independent variables. Benjamini-Hochberg corrected significance level: *** $p < 0.001$, ** $p < 0.01$, * $p < 0.05$

Neural Conversation Model (NCM; (Chen et al., 2021))													
	Traditional Metric Alone	Agreeableness		Empathy		Emo. Entropy		Emo. Matching		Lang. Style Matching		All Psych.	
		P	P+T	P	P+T	P	P+T	P	P+T	P	P+T	P	P+T
BARTScore	.035	.001	.035	.000	.035	.009	.039*	.006	.041**	.001	.035	.009	.045
BERTScore	.013	.001	.014	.000	.013	.009	.026	.006	.019*	.001	.014	.009	.033
BLEURT	.019	.001	.019	.000	.020	.009	.032*	.006	.026**	.001	.019	.009	.039
Prism ref.	.019	.001	.020	.000	.020	.009	.030*	.006	.027**	.001	.019	.009	.038
Prism Unref.	.004	.001	.005	.000	.004	.009	.009	.006	.009**	.001	.005	.009	.015
Prism Context	.013	.001	.014	.000	.013	.009	.015*	.006	.015*	.001	.015	.009	.020

Table 12: Neural Conversation Model (NCM) data set, reported linear regression adjusted R^2 where P contains the psychological metric as the independent variable and $P + T$ contains both the psychological and traditional metrics as independent variables. Benjamini-Hochberg corrected significance level: *** $p < 0.001$, ** $p < 0.01$, * $p < 0.05$

Persona-DSTC10 (PD10; (Chen et al., 2021))													
	Traditional Metric Alone	Agreeableness		Empathy		Emo. Entropy		Emo. Matching		Lang. Style Matching		All Psych.	
		P	P+T	P	P+T	P	P+T	P	P+T	P	P+T	P	P+T
BARTScore	.060	.000	.060	.000	.060	.019	.071**	.012	.069**	.006	.062	.009	.078***
BERTScore	.025	.000	.025	.000	.025	.019	.041**	.012	.037	.006	.031	.009	.050**
BLEURT	.043	.000	.043	.000	.043	.019	.054***	.012	.053**	.006	.048	.009	.062***
Prism ref.	.019	.000	.019	.000	.019	.019	.035**	.012	.031	.006	.024	.009	.044**
Prism Unref.	.020	.000	.020	.000	.020	.019	.028**	.012	.030*	.006	.024	.009	.037**
Prism Context	.008	.000	.008	.000	.008	.019	.027**	.012	.018	.006	.012	.009	.033**

Table 13: Persona-DSTC10, reported linear regression adjusted R^2 where P contains the psychological metric as the independent variable and $P + T$ contains both the psychological and traditional metrics as independent variables. Benjamini-Hochberg corrected significance level: *** $p < 0.001$, ** $p < 0.01$, * $p < 0.05$

Topical-DSTC10 (TD10; (Chen et al., 2021))													
	Traditional Metric Alone	Agreeableness		Empathy		Emo. Entropy		Emo. Matching		Lang. Style Matching		All Psych.	
		P	P+T	P	P+T	P	P+T	P	P+T	P	P+T	P	P+T
BARTScore	.063	.000	.063	.000	.063	.000	.063	.001	.063	.002	.063	.009	.062
BERTScore	.054	.000	.054	.000	.054	.000	.054	.001	.055	.002	.055	.009	.055
BLEURT	.049	.000	.049	.000	.049	.000	.049	.001	.049	.002	.049	.009	.049
Prism ref.	.036	.000	.036	.000	.036	.000	.036	.001	.037	.002	.037	.009	.037
Prism Unref.	.000	.000	.000	.000	.000	.000	.000	.001	.000	.002	.002	.009	.002
Prism Context	.005	.000	.005	.000	.005	.000	.005	.001	.005	.002	.006	.009	.005

Table 14: Topical-DSTC10, reported linear regression adjusted R^2 where P contains the psychological metric as the independent variable and $P + T$ contains both the psychological and traditional metrics as independent variables. Benjamini-Hochberg corrected significance level: *** $p < 0.001$, ** $p < 0.01$, * $p < 0.05$

TopicalChat-USR (TP; (Mehri and Eskenazi, 2020b))													
	Traditional Metric Alone	Agreeableness		Empathy		Emo. Entropy		Emo. Matching		Lang. Style Matching		All Psych.	
		P	P+T	P	P+T	P	P+T	P	P+T	P	P+T	P	P+T
BARTScore	.138	.017	.146	.000	.136	.110	.213*	.003	.136	.070	.168*	.009	.227**
BERTScore	.217	.017	.224	.000	.215	.110	.279*	.003	.215	.070	.247*	.009	.295**
BLEURT	.283	.017	.289	.000	.281	.110	.324*	.003	.282	.070	.298*	.009	.332**
Prism ref.	.177	.017	.186	.000	.175	.110	.236*	.003	.175	.070	.204*	.009	.252**
Prism Unref.	.204	.017	.209	.000	.202	.110	.238*	.003	.202	.070	.229	.009	.252
Prism Context	.018	.017	.033	.000	.017	.110	.117**	.003	.015	.070	.099**	.009	.162***

Table 15: TopicalChat data set, reported linear regression adjusted R^2 where P contains the psychological metric as the independent variable and $P + T$ contains both the psychological and traditional metrics as independent variables. Benjamini-Hochberg corrected significance level: *** $p < 0.001$, ** $p < 0.01$, * $p < 0.05$

PersonaChat-USR (UP; (Mehri and Eskenazi, 2020b))													
	Traditional Metric Alone	Agreeableness		Empathy		Emo. Entropy		Emo. Matching		Lang. Style Matching		All Psych.	
		P	P+T	P	P+T	P	P+T	P	P+T	P	P+T	P	P+T
BARTScore	.044	.003	.041	.003	.041	.130	.179**	.003	.042	.019	.060	.009	.183***
BERTScore	.109	.003	.107	.003	.106	.130	.230**	.003	.107	.019	.128	.009	.238***
BLEURT	.151	.003	.150	.003	.149	.130	.258**	.003	.148	.019	.161	.009	.260***
Prism ref.	.080	.003	.077	.003	.077	.130	.202**	.003	.077	.019	.097	.009	.208***
Prism Unref.	.098	.003	.095	.003	.097	.130	.159*	.003	.096	.019	.116*	.009	.168***
Prism Context	.023	.003	.020	.003	.020	.130	.141**	.003	.022	.019	.054*	.009	.157***

Table 16: PersonaChat-USR (UP) data set, reported linear regression adjusted R^2 where P contains the psychological metric as the independent variable and $P + T$ contains both the psychological and traditional metrics as independent variables. Benjamini-Hochberg corrected significance level: *** $p < 0.001$, ** $p < 0.01$, * $p < 0.05$

DailyDialog (ZD; (Zhao et al., 2020))													
	Traditional Metric Alone	Agreeableness		Empathy		Emo. Entropy		Emo. Matching		Lang. Style Matching		All Psych.	
		P	P+T	P	P+T	P	P+T	P	P+T	P	P+T	P	P+T
BARTScore	.148	.001	.149	.000	.147	.020	.192***	.004	.150	.013	.172**	.009	.204***
BERTScore	.171	.001	.171	.000	.170	.020	.196**	.004	.172	.013	.191**	.009	.208***
BLEURT	.208	.001	.207	.000	.207	.020	.245***	.004	.208	.013	.235**	.009	.258***
Prism ref.	.146	.001	.145	.000	.145	.020	.184***	.004	.146	.013	.169**	.009	.194***
Prism Unref.	.024	.001	.025	.000	.024	.020	.029**	.004	.029	.013	.031*	.009	.041***
Prism Context	.007	.001	.008	.000	.007	.020	.039***	.004	.010	.013	.024**	.009	.051***

Table 17: DailyDialog (ZD) data set, reported linear regression adjusted R^2 where P contains the psychological metric as the independent variable and $P + T$ contains both the psychological and traditional metrics as independent variables. Benjamini-Hochberg corrected significance level: *** $p < 0.001$, ** $p < 0.01$, * $p < 0.05$

PersonaChat (ZP; (Zhao et al., 2020))													
	Traditional Metric Alone	Agreeableness		Empathy		Emo. Entropy		Emo. Matching		Lang. Style Matching		All Psych.	
		P	P+T	P	P+T	P	P+T	P	P+T	P	P+T	P	P+T
BARTScore	.179	.002	.182	.001	.178	.000	.180	.025	.202***	.040	.200**	.009	.224***
BERTScore	.160	.002	.163	.001	.159	.000	.163	.025	.184***	.040	.187**	.009	.214***
BLEURT	.170	.002	.172	.001	.169	.000	.174	.025	.191**	.040	.191**	.009	.216***
Prism ref.	.132	.002	.134	.001	.131	.000	.134	.025	.157***	.040	.158**	.009	.184***
Prism Unref.	.002	.002	.004	.001	.001	.000	.001	.025	.027***	.040	.040***	.009	.060***
Prism Context	.026	.002	.027	.001	.025	.000	.025	.025	.042**	.040	.058***	.009	.072***

Table 18: PersonaChat-ZP (ZP) data set, reported linear regression adjusted R^2 where P contains the psychological metric as the independent variable and $P + T$ contains both the psychological and traditional metrics as independent variables. Benjamini-Hochberg corrected significance level: *** $p < 0.001$, ** $p < 0.01$, * $p < 0.05$