

Iteratively Improving Biomedical Entity Linking and Event Extraction via Hard Expectation-Maximization

Xiaochu Li*, Minqian Liu*, Zhiyang Xu*, Lifu Huang

Computer Science Department

Virginia Tech

{xiaocli, minqianliu, zhiyangx, lifuh}@vt.edu

Abstract

Biomedical entity linking and event extraction are two crucial tasks to support text understanding and retrieval in the biomedical domain. These two tasks intrinsically benefit each other: entity linking disambiguates the biomedical concepts by referring to external knowledge bases and the domain knowledge further provides additional clues to understand and extract the biological processes, while event extraction identifies a key trigger and entities involved to describe each biological process which also captures the structural context to better disambiguate the biomedical entities. However, previous research typically solves these two tasks separately or in a pipeline, leading to error propagation. What's more, it's even more challenging to solve these two tasks together as there is no existing dataset that contains annotations for both tasks. To solve these challenges, we propose joint biomedical entity linking and event extraction by regarding the event structures and entity references in knowledge bases as latent variables and updating the two task-specific models in a hard Expectation-Maximization (EM) fashion: (1) predicting the missing variables for each partially annotated dataset based on the current two task-specific models, and (2) updating the parameters of each model on the corresponding pseudo completed dataset. Experimental results on two benchmark datasets: Genia 2011 for event extraction and BC4GO for entity linking, show that our joint framework significantly improves the model for each individual task and outperforms the strong baselines for both tasks. We will make the code and model checkpoints publicly available once the paper is accepted.

1 Introduction

As the volume of biomedical literature continues to grow, biomedical entity linking and event extraction tasks have received increasingly more at-

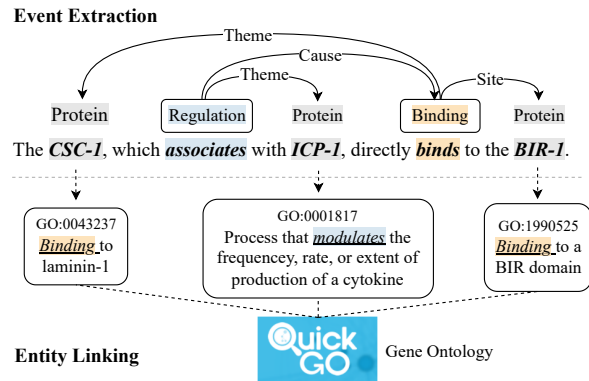


Figure 1: Illustration of biomedical entity linking (lower half) and event extraction (upper half) tasks given the same input. Below the input text, we show the definitions of each entity retrieved from Gene Ontology (GO) after running our entity linking model. We show the event types (in rounded boxes), entity types (without rounded boxes), and argument roles above the text. We highlight the event *Regulation* and its mention in blue, and the event *Binding* and its mention in orange. We also highlight the keywords in GO that are closely related to event extraction in corresponding colors.

attention as they are essential to aid domain experts in retrieving and organizing critical information related to gene functions, bio-molecule relations, and bio-molecule behaviors from the vast amount of unstructured texts (Kim et al., 2009; Leitner et al., 2010; Segura-Bedmar et al., 2013). Biomedical entity linking (a.k.a. named-entity disambiguation) (Zhu et al., 2020; Angell et al., 2021; Bhowmik et al., 2021) aims to assign an entity mention in the text with a biomedical concept or term in reference biomedical knowledge bases, such as Gene Ontology (GO) (Consortium, 2012a; Van Auken et al., 2014), Unified Medical Language System (UMLS) (Bodenreider, 2004), Universal Protein Resource (UniProt) (Bairoch et al., 2005), and the EMBL nucleotide sequence database (Kanz et al., 2005). Meanwhile, biomedical event extraction is the task of identifying *event triggers* that

¹Equal contribution.

most clearly convey the occurrence of events (i.e., biological processes) and their *arguments* that participated in those events. Figure 1 shows an example of biomedical entity linking and event extraction.

Despite the recent progress achieved in biomedical entity linking and event extraction, there are still several problems that remained unaddressed. In biomedical entity linking, the entity mentions can be highly ambiguous as one mention can be mapped to multiple distinct biomedical concepts, requiring the model to have a good understanding of the context of the mention. For example, *CSC-1* in Figure 1 can refer to a centromeric protein or a DNA (Vader et al., 2006). Meanwhile, biomedical events usually have complex and nested structures, and sufficient domain knowledge is required to capture biological processes and their participants. While each task has its own challenges, we find that these two tasks can be beneficial to each other: entity linking maps the mentions in the text to biomedical concepts in external knowledge bases and provides additional domain knowledge and semantic information (e.g., the definitions in Gene Ontology) for extracting biological processes, while event extraction identifies the key trigger and its associated arguments that can provide more structural context to narrow down the pool of candidates and better link the entities to the biomedical concepts in knowledge bases. As shown in Figure 1, the GO definition of the protein *CSC-1* clearly indicates the function of this protein is related to the biological process *binding*, which can help the event extraction model to infer the relationship between *CSC-1* and the *binding* event. On the other hand, given that *CSC-1* is a *Theme* of *binding*, the entity linking can leverage such structural and precise context to better disambiguate the biological concept *CSC-1*.

While biomedical entity linking and event extraction intrinsically benefit each other, most existing works in biomedical information extraction ignore the close relationship between the two tasks and tackle them separately or in a pipeline, leading to the error propagation issue. Besides, there is no existing dataset that contains annotations for both tasks. For example, the BC4GO dataset (Van Auken et al., 2014) only contains the annotations for entity linking, whereas the Genia 11 dataset (Kim et al., 2011) only has the annotations for event extraction. This makes it even more difficult to solve these two tasks together.

To address these challenges, we propose a joint biomedical entity linking and event extraction framework, where each task-specific model incorporates the additional knowledge, i.e., the output from another model, to better perform task-specific prediction. To iteratively improve the models specific to each task, we model the entity references in knowledge bases and event structures as latent variables and devise a hard-EM-style learning strategy that consists of two steps: (1) **E-step**: estimating the missing variables for each partially annotated dataset (e.g., event triggers and their argument roles in the entity linking dataset) using the current two task-specific models, and; (2) **M-step**: updating the parameters of each model on the corresponding dataset that has been augmented by the pseudo labels in the complementary task.

We extensively evaluate our approach on a biomedical entity linking dataset (i.e., BC4GO), and an event extraction dataset (i.e., Genia 11). The experimental results and case study validate the effectiveness of our approach. Our main contributions in this work are summarized as follows:

- We propose a joint biomedical entity linking and event extraction framework, namely JOINT4E-EL and JOINT4E-EE, where the two models can mutually improve each other.
- We design a collaborative training strategy to iteratively optimize two task-specific models such that each model can learn to leverage the information introduced by the other.
- Our joint framework consistently achieves significant performance gain for each individual task on four public benchmarks across different domains.

2 Related Work

Biomedical Entity Linking. Most recent state-of-the-art methods for biomedical entity linking are based on pre-trained BERT and consist of two steps: (1) candidate retrieval, which retrieves a small set of candidate references from a particular knowledge base; and (2) mention disambiguation and candidate ranking, which resolves the ambiguity of the mention based on the local context and refines the likelihood of each candidate reference with the fine-grained matching between mention and candidate (Wu et al., 2020; Bhowmik et al., 2021; Varma et al., 2021). These methods are not

efficient enough as it requires two pipelined models (a retrieval and a ranking model) and have shown to not be able to generalize well on rare entities (Wu et al., 2020; Bhowmik et al., 2021). Some recent studies have demonstrated that incorporating external information from biomedical knowledge bases, such as the latent type or semantic type information about mentions (Zhu et al., 2020; Xu et al., 2020), or infusing the domain-specific knowledge into the encoders with knowledge-aware pre-training tasks and objectives (He et al., 2020) can help improve the model performance on biomedical entity linking task (Varma et al., 2021). While these studies mainly leverage the knowledge from external knowledge bases to improve biomedical entity linking, related tasks such as biomedical event extraction can also provide meaningful clues to disambiguate the meaning of the mentions in the local context, however, it has not been previously studied, especially in the biomedical domain.

Biomedical Event Extraction Current approaches for biomedical event extraction mainly focus on extracting triggers and arguments in a pipeline (Han et al., 2019; Espinosa et al., 2019; Trieu et al., 2020; Ramponi et al., 2020; Wang et al., 2020). Some studies also explore state-of-the-art neural methods with multiple classification layers to identify triggers, event types, arguments, and argument roles, respectively (Han et al., 2019; Li et al., 2019; Huang et al., 2020; Trieu et al., 2020). Recently, (Ramponi et al., 2020) propose a sequence labeling framework by converting the extraction of event structures into a sequence labeling task by taking advantage of a multi-label aware encoding strategy. In addition, to improve the generalizability of event extraction, (Wang et al., 2020) establish a multi-turn question answering framework for event extraction by iteratively predicting answers for the template-based questions designed for event triggers, event arguments, and nested events. Several recent studies have also proposed to leverage external knowledge bases to disambiguate the biomedical terms in the local context and incorporate the knowledge, such as the definition or properties of the terms, into the event extraction process. Despite the success of these methods, they still suffer from error propagation in the pipeline frameworks, e.g., linking errors of biomedical terms in the local context will inform incorrect clues to the event extraction model and lead to a negative effect on the event predictions. Compared with all these studies,

our JOINT4E-EE framework iteratively improves both biomedical entity linking and event extraction by leveraging the outputs from each other as additional input features.

3 Problem Formulation

Biomedical Entity Linking. Given a text $\mathbf{x}^L = [x_1^L, x_2^L, \dots, x_n^L]$ and a set of spans for all the entity mentions $\mathcal{M} = \{m_1, m_2, \dots, m_p\}$ in \mathbf{x}^L , where n indicates the number of tokens and p indicates the number of mentions, biomedical entity linking maps each entity mention m_i to a particular entity concept \hat{c}_i from a biomedical knowledge base. Taking the sentence in Figure 1 as an example, for each entity mention, such as *CSC-1*, a biomedical entity linking model will link it to a reference entity such as *GO:0043237* in the external knowledge base of *Gene Ontology*. Each entity in the knowledge base is represented with a unique GO ID and definition which is annotated by experts and Gene Ontology annotation tools (Consortium, 2012b; Balakrishnan et al., 2013).

Biomedical Event Extraction. Biomedical event extraction consists of two subtasks: event detection and argument extraction. Given the input text $\mathbf{x}^E = [x_1^E, x_2^E, \dots, x_n^E]$, the goal of *event detection* is to assign each token x_i^E in \mathbf{x}^E with an event type τ_i that indicates a biological process in a predefined set of event types \mathcal{T} or label it as *Other* if the token is not an event trigger. For each identified event trigger, *argument extraction* needs to assign each entity mention m_i in \mathcal{M} with an argument role α_j or *Other* that indicates how the entity participates in the biological process τ_i , where α_j belongs to a predefined set of argument role types \mathcal{A} . A mention is labeled as *Other* if it does not participate in the particular biological processes triggered by τ_i . As shown in Figure 1, given the sentence as input, biomedical event extraction aims to detect all the candidate triggers and their types, such as *associates* as a *Regulation* event mention and *binds* as a *Binding* event mention, and extract the arguments with arguments roles for each trigger, e.g., *ICP-1* is the *Theme* of the *associates* event while *BIR-1* is the *Site* of the *binds* event. Note that, each event mention can also be an argument in another event, for example, *associates* event is the *Cause* of the *binds* event. Thus, given a particular event trigger, we also predict an argument role α_j or *Other* for each of the other triggers.

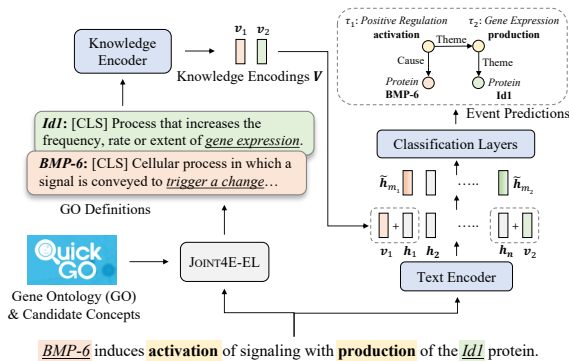


Figure 2: Illustration for our JOINT4E-EE for biomedical event extraction. JOINT4E-EE leverages the encoded GO definitions for each entity from the entity linking model JOINT4E-EL such that it has more domain knowledge to extract biological processes such as *Gene Expression* and its participant *Id1*.

4 Approach

In this section, we present our joint event extraction and entity linking framework that consists of (1) an entity-aware event extraction module, named JOINT4E-EE, that leverages the additional knowledge from knowledge bases, such as GO, UMLS, UniProt, and the EMBL nucleotide sequence database (Consortium, 2012a; Van Auken et al., 2014; Bodenreider, 2004; Bairoch et al., 2005; Kanz et al., 2005), to disambiguate the meaning of the biological terms in the input sentence so as to benefit the learning of the context and event extraction structures; and (2) an event-aware entity linking module, named JOINT4E-EL, which utilizes event structures to characterize the biological processes that each entity mention is involved and disambiguate its meaning, so that we can better link each entity mention to the correct reference entity in the knowledge base. Since both JOINT4E-EL and JOINT4E-EE requires the output from the other task as additional input while there is no existing benchmark dataset containing annotations for both tasks, we further design a joint training framework in an expectation-maximization (EM) fashion to iteratively estimate the missing variables (i.e., event structures or entity references from external knowledge base) and optimize both JOINT4E-EL and JOINT4E-EE simultaneously. In the following, we first introduce the details of JOINT4E-EL and JOINT4E-EE in Section 4.2 and 4.1, and then elaborate on how we iteratively improve both task-specific models via an iterative learning schema in Section 4.3.

4.1 Entity-aware Biomedical Event Extraction (JOINT4E-EE)

Base Event Extraction Model. The base event extraction model takes a text $\mathbf{x}^E = [x_1^E, x_2^E, \dots, x_n^E]$ and the set of all entity mentions \mathcal{M} in \mathbf{x}^E as inputs. We first encode \mathbf{x}^E with a PLM encoder (Devlin et al., 2019; Beltagy et al., 2019) to obtain the contextualized representations $\mathbf{H}_w = [\mathbf{h}_1, \mathbf{h}_2, \dots, \mathbf{h}_n]$ for the text, where each token’s representation \mathbf{h}_j is the average of the representations of their corresponding subtokens. For each token j , we feed its representation \mathbf{h}_j into an event-type classification layer to classify the token into a positive event type or *Other* if it is not an event trigger. Note that all event triggers are single-token.

For argument extraction, we concatenate the contextualized representation of each identified event trigger \mathbf{h}_{τ_j} with the representation of each argument candidate (i.e., entity mention) \mathbf{h}_{m_i} in \mathcal{M} and feed the concatenated representations into an argument role classification layer to compute the probabilities for argument role types. Both event detection and argument role classification are optimized with multi-class cross entropy.

JOINT4E-EE. For event extraction, we propose JOINT4E-EE, a dual encoder framework that incorporates the external domain knowledge of the given entities by the base entity linking model such that it can better extract biological processes from unstructured texts. Given the input text \mathbf{x}^E and an entity mention m_i from the set of all entity mentions \mathcal{M} , **first** we leverage the search engine of the QuickGO API¹ for GO knowledge base to retrieve a set of candidate biomedical concepts \mathcal{C}_i from the GO knowledge base. We type in the tokens of the entity mention to the search engine and the QuickGO API returns the set of all possible candidates. If there are more than 30 candidates returned, we only take the first 30 candidates returned by the QuickGO API. For the rest of the section, we use the term *retrieve candidate concepts* to refer to the same process mentioned above. Table 2 shows the fraction of mentions that can be found with at least one positive candidate. When we take more than 30 candidates, the fraction doesn’t increase. **Second**, we apply the base entity linking model to select a biomedical concept from the candidate set of concepts \mathcal{C}_i retrieved from the GO knowledge base. **Third**, we obtain the definition of the corresponding biomedical concept from GO

¹<https://www.ebi.ac.uk/QuickGO/>

and use it as part of the input for JOINT4E-EE. In particular, we apply an additional PLM-based knowledge encoder that specifically takes in the selected biomedical definition $\mathbf{d}_i = [d_{i,1}, d_{i,2}, \dots, d_{i,q}]$ for m_i and encodes it into contextualized representations. We take the contextualized representation of the [CLS] token as the knowledge encoding for m_i , denoted as \mathbf{v}_i . We adopt the same process for all the entities in \mathcal{M} , which yields a set of knowledge encodings $\mathcal{V} = \{\mathbf{v}_1, \mathbf{v}_2, \dots, \mathbf{v}_p\}$. Meanwhile, similarly to the base event extraction model, we also encode the input text \mathbf{x}^E into contextualized representations $\mathbf{H}_w = [\mathbf{h}_1, \mathbf{h}_2, \dots, \mathbf{h}_n]$ with a text encoder. **Forth**, we integrate the external knowledge by applying element-wise addition between the contextualized representation of each mention m_i and its corresponding knowledge encoding \mathbf{v}_i such that we obtain a knowledge-enhanced entity representation via $\tilde{\mathbf{h}}_{m_i} = \mathbf{h}_{m_i} + \mathbf{v}_i$. **Finally**, we concatenate the representation of each identified event trigger \mathbf{h}_{τ_j} with the enhanced entity representation $\tilde{\mathbf{h}}_{m_i}$ and feed it into the classification layer to perform argument extraction.

4.2 Event-aware Biomedical Entity Linking (JOINT4E-EL)

Base Entity Linking Model. The base entity linking model (Base-EL) takes in $\mathbf{x}^L = [x_1^L, x_2^L, \dots, x_n^L]$ and the set of spans for all entity mentions $\mathcal{M} = \{m_1, m_2, \dots, m_p\}$ in \mathbf{x}^L , and maps each entity mention $m_i \in \mathcal{M}$ to a concept in the external knowledge base, i.e., Gene Ontology (GO). We retrieve a set of candidate concepts \mathcal{C}_i from GO for entity mention m_i . For each candidate c_k from the candidate set \mathcal{C}_i , we obtain its definition in GO which is also a text sequence, denoted as $\mathbf{d}_k = [d_{k,1}, d_{k,2}, \dots, d_{k,q}]$. We append the definition \mathbf{d}_k at the end of \mathbf{x}^L separated by a special token [SEP], which yields the whole input sequence for the model:

$$[\text{CLS}][x_1^L, x_2^L, \dots, x_n^L][\text{SEP}][d_{k,1}, d_{k,2}, \dots, d_{k,q}]. \quad (1)$$

We encode the entire sequence with a pretrained language model (PLM) encoder (Devlin et al., 2019; Beltagy et al., 2019) and then take the contextualized representation of the [CLS] token output from the encoder to compute the probability

$$\mathbb{P}(c_k | m_i, \mathbf{x}^L, \mathbf{d}_k; \theta_L)$$

with a binary classification layer, where θ_L denotes the parameters of the entity linking model. The

model is optimized by the binary cross entropy loss. **JOINT4E-EL** We introduce JOINT4E-EL, a framework that utilizes the output of a base event extraction model (see Section 4.1 for details) for biomedical entity linking. JOINT4E-EL consists of a PLM encoder (Devlin et al., 2019; Beltagy et al., 2019) that computes the contextualized representations for the input sequence and a binary classification layer that computes the probability of the mapping between a given entity mention m_i in the input text and a biomedical concept from a candidate set \mathcal{C}_i in the knowledge base. Based on the base entity linking model, we incorporate the event information into the entity linking model to provide more structural context for better entity disambiguation.

Specifically, given the input text \mathbf{x}^L , **first**, we apply the base event extraction model to obtain the pseudo trigger and argument role labels. **Second**, we take one entity mention m_i and retrieve candidate concepts \mathcal{C}_i for m_i . **Third**, we inject event information into the input sequence \mathbf{x}^L of the entity linking model. Each entity only participates in a single event τ_i with a unique argument role α_i (if any). We insert the name of the argument role α_i after the tokens of m_i in the original text \mathbf{x}^L and append the name of the event type τ_i at the end of the sentence \mathbf{x}^L . Note that we set the name of the argument role as "Other" if the entity does not participate in any biological process. Similarly to the base entity linking model, we also append the definition \mathbf{d}_k w.r.t. the candidate concept c_k after the original input. The event-enhanced input sequence for our JOINT4E-EL model is structured as:

$$[\text{CLS}][x_1^L, x_2^L, \dots, m_i, \alpha_i, \dots, x_n^L, \tau_i][\text{SEP}][d_{k,1}, d_{k,2}, \dots, d_{k,q}]. \quad (2)$$

Forth, We encode the input sequence with the PLM encoder and feed the contextualized representation of the [CLS] token into the binary classification layer.

4.3 Iterative Training via Hard-EM

In this section, we formulate our Hard EM style iterative training algorithm which is shown in Algorithm 1. For the event extraction task, we denote a training instance as $(\mathbf{x}_i^E, \mathbf{y}_i^E)$, where \mathbf{x}_i^E is a sentence and \mathbf{y}_i^E is the event annotation on \mathbf{x}_i^E , in the event extraction dataset \mathcal{D}_E . We denote \mathcal{Z}_{all}^L as the finite set of all possible entity linking labels on the text \mathbf{x}_i^E . We further define

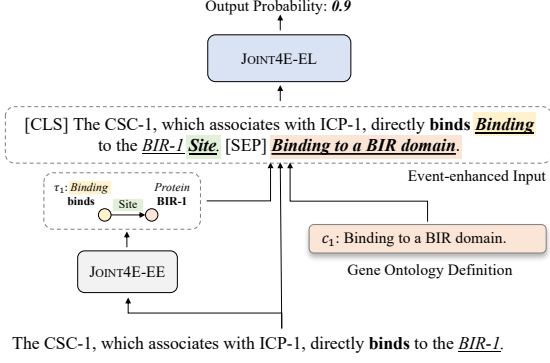


Figure 3: Illustration of our JOINT4E-EL for biomedical entity linking. Given an entity mention (e.g., *BIR-1*), JOINT4E-EL combines the original text, mention definition from Gene Ontology, and the predicted event structure from JOINT4E-EE as the event-enhanced input and outputs a probability to indicate its confidence on the candidate concept, e.g., c_1 . We select the candidate with the highest probability as the predicted concept.

$\mathcal{Z}^L = \{z^L \in \mathcal{Z}_{all}^L : f_{\theta_E}(\mathbf{x}_i^E, z^L) = \mathbf{y}_i^E\}$ as the set of entity linking labels that leads to the correct event extraction prediction on the sentence \mathbf{x}_i^E , where f_{θ_E} is the event extraction model and θ_E denotes its parameters. In our setting, the (pseudo) entity linking labels become discrete latent variables for the event extraction task.

For the entity linking task, given an instance $(\mathbf{x}_i^L, \mathbf{y}_i^L)$ where \mathbf{x}_i^L is a sentence and \mathbf{y}_i^L is the entity linking annotation on \mathbf{x}_i^L , in the entity linking dataset \mathcal{D}_L , we denote \mathcal{Z}_{all}^E as the finite set of all possible event extraction labels on the text \mathbf{x}_i^L . We further define $\mathcal{Z}^E = \{z^E \in \mathcal{Z}_{all}^E : f_{\theta_L}(\mathbf{x}_i^L, z^E) = \mathbf{y}_i^L\}$ as the set of event extraction labels that leads to the correct entity linking predictions on the sentence \mathbf{x}_i^L , where f_{θ_L} is the entity linking model and θ_L denotes its parameters. In the above setting, the (pseudo) event extraction labels become discrete latent variables for the entity linking task.

Given a dataset \mathcal{D}_L with entity linking annotations and a dataset \mathcal{D}_E with event extraction annotations, we first perform the following prerequisite steps: **First**, We prepare the candidate biomedical concepts for both entity linking dataset \mathcal{D}_L and event extraction dataset \mathcal{D}_E . **Second**, we randomly initialize the parameter θ_L for JOINT4E-EE and the parameter θ_E for JOINT4E-EL. To first obtain a well-initialized base model for each task, we individually train JOINT4E-EL on the labeled entity linking dataset \mathcal{D}_L and train JOINT4E-EE on the labeled entity linking dataset \mathcal{D}_L until the model converges on the development sets, respectively.

Algorithm 1: Iterative Training for JOINT4E

Input: Entity linking dataset \mathcal{D}_L , event extraction dataset \mathcal{D}_E , external knowledge base \mathcal{B} , learning rates η_L and η_E .

- 1 **for** each entity set \mathcal{M} in \mathcal{D}_L **do**
 - 2 **for** $m_i \in \mathcal{M}$ **do**
 - 3 Retrieve the candidate set \mathcal{C}_i for m_i from \mathcal{B} ;
 - 4 Initialize the entity linking model’s parameters θ_L and the event extraction model’s parameters θ_E ;
 - 5 Train θ_L on \mathcal{D}_L and θ_E on \mathcal{D}_E ;
 - 6 **while** not converged **do**
 - // Initialize augmented datasets
 - 7 $\mathcal{U}_L = \{\}, \mathcal{U}_E = \{\}$;
 - // E-step
 - 8 **for** each $(\mathbf{x}_i^L, \mathbf{y}_i^L) \in \mathcal{D}_L$ **do**
 - 9 $\tilde{z}_i^E = \operatorname{argmax}_{z_j^E \in \mathcal{Z}^E} \mathbb{P}(z_j^E | \mathbf{x}_i^L; \theta_E)$;
 - 10 $\mathcal{U}_L \leftarrow \mathcal{U}_L \cup \{(\mathbf{x}_i^L, \mathbf{y}_i^L, \tilde{z}_i^E)\}$;
 - 11 **for** each $(\mathbf{x}_i^E, \mathbf{y}_i^E) \in \mathcal{D}_E$ **do**
 - 12 $\tilde{z}_i^L = \operatorname{argmax}_{z_j^L \in \mathcal{Z}^L} \mathbb{P}(z_j^L | \mathbf{x}_i^E; \theta_L)$;
 - 13 $\mathcal{U}_E \leftarrow \mathcal{U}_E \cup \{(\mathbf{x}_i^E, \mathbf{y}_i^E, \tilde{z}_i^L)\}$;
 - // M-step
 - 14 **for** each epoch **do**
 - 15 Sample $(\mathbf{x}_i^L, \mathbf{y}_i^L, \tilde{z}_i^E) \sim \mathcal{U}_L$;
 - 16 $\theta_L \leftarrow \theta_L - \eta_L \nabla_{\theta_L} J_L(\theta_L | \mathbf{x}_i^L, \tilde{z}_i^E)$;
 - 17 **for** each epoch **do**
 - 18 Sample $(\mathbf{x}_i^E, \mathbf{y}_i^E, \tilde{z}_i^L) \sim \mathcal{U}_E$;
 - 19 $\theta_E \leftarrow \theta_E - \eta_E \nabla_{\theta_E} J_E(\theta_E | \mathbf{x}_i^E, \tilde{z}_i^L)$;
-

After we obtain a base model individually trained on each task, we start our Hard-EM style iterative training process that repeatedly performs the following two steps: (1) the E-step that aims to estimate the latent variables (i.e., predict pseudo labels) for each partially annotated dataset, and; (2) M-step where it updates the parameters of each model given the original inputs and the estimated latent variables.

E-Step. At the beginning of each round of the iterative training, we first initialize two empty sets $\mathcal{U}_L = \{\}$ and $\mathcal{U}_E = \{\}$ for collecting pseudo labeled instances. We run the entity linking model JOINT4E-EL on the event extraction

dataset \mathcal{D}_E to generate pseudo entity linking annotations. Specifically, for each instance in the event extraction dataset $(\mathbf{x}_i^E, \mathbf{y}_i^E) \in \mathcal{D}_E$, we run the JOINT4E-EL model and predict the pseudo entity linking labels \mathcal{Z}^L . Following hard EM, for the event extraction task, we take the latent variable $\tilde{\mathbf{z}}_i^L \in \mathcal{Z}^L$ that has the highest likelihood, i.e., $\tilde{\mathbf{z}}_i^L = \operatorname{argmax}_{\mathbf{z}_j^L \in \mathcal{Z}^L} \mathbb{P}(\mathbf{z}_j^L | \mathbf{x}_i^E; \theta_L)$. The estimated latent variable $\tilde{\mathbf{z}}_i^L$ together with \mathbf{x}_i^E and \mathbf{y}_i^E form a new instance and is added into \mathcal{U}_E . We also run the event extraction model JOINT4E-EE on the entity linking dataset \mathcal{D}_E to generate pseudo event extraction annotations. Specifically, for each instance in the entity linking dataset $(\mathbf{x}_i^L, \mathbf{y}_i^L) \in \mathcal{D}_L$, we run the JOINT4E-EE model and predict the pseudo event labels \mathcal{Z}^E . Following hard EM, for the event extraction task, we take the latent variable $\tilde{\mathbf{z}}_i^E \in \mathcal{Z}^E$ that has the highest likelihood, i.e., $\tilde{\mathbf{z}}_i^E = \operatorname{argmax}_{\mathbf{z}_j^E \in \mathcal{Z}^E} \mathbb{P}(\mathbf{z}_j^E | \mathbf{x}_i^L; \theta_E)$. The estimated latent variable $\tilde{\mathbf{z}}_i^E$ together with \mathbf{x}_i^L and \mathbf{y}_i^L form a new instance and is added into \mathcal{U}_L .

M-Step. For the event extraction task, we loop through the examples $(\mathbf{x}_i^E, \mathbf{y}_i^E, \tilde{\mathbf{z}}_i^L)$ in the newly collected \mathcal{U}_E event extraction dataset enhanced with pseudo entity linking annotations. The JOINT4E-EE model f_θ^E optimizes the log-likelihood of the true event extraction label \mathbf{y}_i^E based on the discrete latent variable $\tilde{\mathbf{z}}_i^L$, i.e., the entity linking pseudo label. The loss is computed as $J_E(\theta_E | \mathbf{x}_i^E, \tilde{\mathbf{z}}_i^L) = -\log \mathbb{P}(\mathbf{y}_i^E | \mathbf{x}_i^E, \tilde{\mathbf{z}}_i^L; \theta_E)$. For the entity linking task, we loop through the examples $(\mathbf{x}_i^L, \mathbf{y}_i^L, \tilde{\mathbf{z}}_i^E)$ in the newly collected \mathcal{U}_L entity linking dataset enhanced with pseudo event extraction annotations. The JOINT4E-EL model f_θ^L optimizes the log-likelihood of the true entity linking label \mathbf{y}_i^L based on the discrete latent variable $\tilde{\mathbf{z}}_i^E$, i.e., the event pseudo label. The loss is computed as $J_L(\theta_L | \mathbf{x}_i^L, \tilde{\mathbf{z}}_i^E) = -\log \mathbb{P}(\mathbf{y}_i^L | \mathbf{x}_i^L, \tilde{\mathbf{z}}_i^E; \theta_L)$.

5 Experimental setup

5.1 Datasets

Event Extraction We evaluate the performance of our approach for biomedical event extraction on the Genia 2011 dataset (GE11) (Kim et al., 2011), which defines 9 event types with 6 argument roles. The text is based on the abstracts and full articles from PubMed about biological processes related to proteins and genes. The detailed statistics of

GE11	Training	Development	Test
# Documents	908	259	347
# Sentences	8,664	2,888	3,363
# Entities	11,625	4,690	5,301
# Events	10,310	3,250	4,487

Table 1: Statistics of the Genia 2011 dataset for biomedical event extraction.

GE11 are summarized in Table 1. Following previous studies (Ramponi et al., 2020; Trieu et al., 2020; Wang et al., 2020; Huang et al., 2020; Zhao et al., 2021; Wang et al., 2022), we evaluate the performance of biomedical event extraction using the precision (P), recall (R), and F1 score (F1).

Entity Linking For the entity linking task, we leverage the BioCreative IV GO (BC4GO) dataset (Van Auken et al., 2014) which contains annotations of Gene Ontology entities for all the entity mentions in the dataset. Each entity mention in BC4GO is mapped to a unique biomedical entity in the Gene Ontology knowledge base where each entity is described with GO id, name, and definition. However, the original BC4GO dataset was built in 2013. With the development of Vivo and Vitro in biomedical science in the last decades, new definitions and ontologies of biomedical concepts have been introduced into the Gene Ontology knowledge base, which drastically changes the topology of the knowledge base (Park et al., 2011; Yon Rhee et al., 2008) and makes the mappings between the entity mentions and their concepts in the original BC4GO outdated. In addition, previous studies (Balakrishnan et al., 2013) also suggest that the mappings between entity mentions and entities in the Gene Ontology knowledge base are not surjective, i.e., each entity mention can be mapped into multiple entities. Thus, we propose to update the mappings between entity mentions in BC4GO and entities in Gene Ontology by leveraging the official API² of Gene Ontology. We include more details on how we build the mappings and process the BC4GO entity linking dataset in Appendix A.1. We retrieve 30 candidates for each mention via querying the Gene Ontology API. After the preprocessing, the expanded BC4GO dataset contains 29,037 mention-candidate pairs in the training set (9,027 positive and 20,010 negative pairs), 7,023 pairs in the dev

²<https://www.ebi.ac.uk/QuickGO/>

GO number	10	15	20	25	30	35
Fraction	0.56	0.68	0.79	0.82	0.83	0.83

Table 2: The fractions of mentions that can be found with at least one positive candidate.

set (2,352 positive and 4,671 negative pairs), and 5,580 pairs in the test set (1,578 positive and 4,002 negative pairs). During the evaluation, we set each mention with one candidate as one pair, and use accuracy to calculate the correct prediction pair number over the total number of mention-candidate pairs.

5.2 Baselines

Event Extraction We compare JOINT4E-EE with several recent state-of-the-art methods on biomedical event extraction, including: TEES (Björne and Salakoski, 2011), EventMine (Pyysalo et al., 2012), Stacked generalization (Majumder et al., 2016), TEES-CNN (Björne and Salakoski, 2018), KB-driven Tree-LSTM (Li et al., 2019), QA with BERT (Wang et al., 2020), GEANet (Huang et al., 2020), BEESL (Ramponi et al., 2020), DeepEventMine (Trieu et al., 2020), HANN (Zhao et al., 2021), and CPJE (Wang et al., 2022).

Entity Linking We compare our JOINT4E-EL with the following baselines: LATTE (Zhu et al., 2020), Bootleg (Orr et al., 2020), Fast Dual Encoder (Bhowmik et al., 2021), and PromptEL (Zhu et al., 2021). Note that some of the existing entity linking approaches (Yuan et al., 2022) require to be explicitly grounded on other knowledge bases. They are not comparable with our approach and thus we did not include them in our experiments.

5.3 Implementation Details

We first train the base event extraction and entity linking models on Genia 2011 and BC4GO datasets, respectively. For the base event extraction and entity linking models, we use AdamW (Loshchilov and Hutter, 2019) optimizer with a learning rate of $5e-5$, and a linear learning rate warm-up over the first 10% of training steps is applied. The model is trained for 30 epochs with a batch size of 16. We stop the training of these two base models if they do not show a better performance for 5 consecutive epochs. For joint training (both JOINT4E-EE and JOINT4E-EL), we use learning rates $2e-5$, $1e-5$, $1e-5$, $5e-6$, $5e-6$, $5e-6$

Method	Precision	Recall	F1 Score
TEES (Björne and Salakoski, 2011)	57.65	49.56	53.30
EventMine (Pyysalo et al., 2012)	63.48	53.35	57.98
Stacked generalization (Majumder et al., 2016)	66.46	48.96	56.38
TEES-CNN (Björne and Salakoski, 2018)	69.45	49.94	58.10
KB-driven Tree-LSTM (Li et al., 2019)	67.01	52.14	58.65
QA with BERT (Wang et al., 2020)	59.33	57.37	58.33
GEANet (Huang et al., 2020)	64.61	56.11	60.06
BEESL (Ramponi et al., 2020)	69.72	53.00	60.22
DeepEventMine (Trieu et al., 2020)	70.52	56.52	62.75
HANN (Zhao et al., 2021)	71.73	53.21	61.10
CPJE (Wang et al., 2022)	72.62	53.33	61.50
Base-EE (Ours)	68.20	55.73	61.23
JOINT4E-EE (Ours)	69.66	59.75	64.35

Table 3: Performance comparison of various event extraction approaches on the *development* set of BioNLP Genia 2011. (%). Bold highlights the highest performance among all the approaches.

for 6 rounds respectively with a batch size of 16. We stop the training of these two JOINT4E-EE and JOINT4E-EL models if they do not show a better performance for 5 consecutive epochs.

6 Results and Discussions

6.1 Main Results

Event extraction Table 3 shows the results of our approach JOINT4E-EE and the baselines on Genia 2011 dataset. JOINT4E-EE achieves significant improvement over all the strong baselines. Particularly, it outperforms the base model by 3.12% F1 score and the previous state-of-the-art by 1.6% F1 score, respectively. These results demonstrate the effectiveness of our joint learning framework and our approach effectively improves the base model that is not enhanced by the entity linking model.

Entity linking Table 4 shows the performance of various approaches for biomedical entity linking based on the test set of BC4GO. We observe JOINT4E-EL significantly outperforms the four strong baselines by more than 2.73%. While our base entity linking model shares a similar architecture as (Sun et al., 2021), by incorporating the additional event features from the local context, the accuracy of JOINT4E-EL is improved by a large margin (3.73% in accuracy), demonstrating the benefit of event-based features to entity linking.

6.2 Analysis of Generalizability

We further conducted an experiment to evaluate the generalizability of our framework on two additional datasets that are in another domain (i.e., drug-disease association) and are supported by another knowledge base, i.e., the Unified Medical Language System (UMLS). Specifically, for

Method	Accuracy (%)
LATTE (Zhu et al., 2020)	82.71
Bootleg (Orr et al., 2020)	78.51
Fast Dual Encoder (Bhowmik et al., 2021)	82.03
PromptEL (Zhu et al., 2021)	81.32
Base-EL (Ours)	81.35
JOINT4E-EL (Ours)	85.08

Table 4: Performance comparison of various entity linking approaches on BC4GO in terms of accuracy (%). The best performance is highlighted in bold.

	Event Extraction	Entity Linking
Rounds	F1 Score	Accuracy
Base	61.23	81.35
1st	62.48	83.38
2nd	63.85	84.06
3rd	64.35	85.08
4th	64.28	85.08
5th	64.15	85.08
6th	64.15	85.08

Table 5: F1 score (%) of event extraction on the Genia 2011 development set and the accuracy (%) of entity linking on the test set of BC4GO at each round of joint training. The best performance is highlighted in bold.

biomedical entity linking, we validate our model on NCBI Disease corpus (Doğan et al., 2014) the disease mentions and their Concepts of Unique Identifiers (CUI) in UMLS from a collection of 793 PubMed abstracts. For biomedical event extraction, we adopt the pharmacovigilance (PHAEDRA) dataset (Thompson et al., 2018) that contains 4 types of structured drug-disease event information with 3 argument roles.

We want to verify that the drug-disease event information on PHAEDRA can provide extra information to help the entity linking task on NCBI (see results in Table 7). On the other hand, we also want to verify that the meaning of the disease mentions (disorder entities in PHAEDRA) from the UMLS knowledge base will help the drug-disease event extraction on PHAEDRA (see results in Table 8). From both Table 7 and Table 8, our approach achieves promising performance improvement compared with the base models and previous baselines on both entity linking and event extraction tasks. Particularly, on NCBI, we outperform the previous state-of-the-art biomedical entity linking model by 0.32% accuracy, while we obtain 0.78% improvement on biomedical event extraction. The experiment effectively demonstrates that

our approach can be adopted to various domains.

6.3 Impact of the Number of Training Rounds

Tables 5 show the performance of both event extraction and entity linking at each round of joint training based on the EM-style iterative algorithm. We observe that the performance of both models gradually increases with more rounds of joint training and both models achieve the highest performance after 3 rounds. Compared with the base models, both JOINT4E-EE and JOINT4E-EL achieve significant improvements with a large margin: 3.12% absolute F1 score gain for event extraction and 3.73% absolute accuracy gain for entity linking, demonstrating the effectiveness of our joint learning framework. Table 6 shows the event extraction performance (i.e., F1 Score) on each fine-grained event type and three event type categories (including simple events, binding events and complex events) at each round during joint training. As we can see, with 3-4 rounds of joint training, JOINT4E-EE achieves up to 2.26%, 6.17%, and 2.99% absolute F1 score gain on the simple, binding and complex events, indicating that binding events benefit the most from the entity knowledge from external knowledge bases. This is consistent with our observation as many entity descriptions in the knowledge base indicate the binding functions of the entities. We also observe that, with more rounds of joint training, the performance of JOINT4E-EE decreases more on complex events which contain multiple arguments and nested events, such as *regulation*, *positive regulation*, and *negative regulation*.

6.4 Qualitative Analysis

Table 9 shows three examples for which the event predictions are improved and corrected within the first 3 rounds of joint training. Taking the first sentence as an example, before the first round of joint training, JOINT4E-EE mistakenly predicts a *Phosphorylation* event triggered by “phospho” with “STAT3” as the *Theme* argument due to the misinterpretation of the sentence. However, the entity knowledge retrieved from the Gene Ontology (GO) by JOINT4E-EL indicates that “STAT3 is a regulation of tyrosine STAT protein and BMP-6 is a regulation of BMP signaling pathway”, while the word “regulation” from both GO definitions helps better disambiguate the context during the 1st round of joint training and finally calibrates the previous wrong event predictions to the *Regulation* event triggered by “changes” with two arguments:

Event type	Base	Round 1	Round 2	Round 3	Round 4	Round 5	Round 6
Gene expression	78.15	79.08	80.23	81.03	81.12	81.00	81.00
Transcription	69.46	70.60	71.14	72.08	72.08	72.08	72.08
Protein catabolism	74.57	75.06	75.88	76.38	76.38	76.38	76.38
Phosphorylation	83.67	84.12	84.95	85.67	85.67	85.67	85.67
Localization	80.30	80.75	81.07	81.30	81.30	81.30	81.30
Simple events	76.73	77.92	78.65	78.79	78.99	78.77	78.77
Binding	52.19	55.26	56.73	58.36	58.36	58.36	58.36
Regulation	45.52	46.03	47.94	49.03	48.53	48.53	48.53
Positive regulation	49.52	50.82	52.02	52.95	52.52	52.41	52.41
Negative regulation	57.48	57.78	58.09	58.52	58.33	58.33	58.33
Complex events	50.84	51.54	52.68	53.83	53.42	53.31	53.31

Table 6: Results of event extraction on the Genia 2011 development set for each fine-grained event type and three categories (simple events, binding events, and complex events) at each round in terms of F1 score (%). The best performance is highlighted in bold.

Method	F1 Score (%)
NormCo (Wright, 2019)	87.80
SparkNLP (Kocaman and Talby, 2021)	89.13
BioLinkBERT (Yasunaga et al., 2022)	88.76
ConNER (Jeong and Kang, 2022)	89.20
CompactBioBERT (Rohanian et al., 2023)	88.76
Base-EL (Ours)	85.58
JOINT4E-EL (Ours)	89.52

Table 7: Performance comparison of various entity linking approaches on the *test* set of NCBI Disease. Bold highlights the highest performance among all the approaches.

Method	F1 Score(%)
EventMine (Pyysalo et al., 2012)	61.60
HYPHEN (Thompson et al., 2018)	65.00
Base-EE (Ours)	61.29
JOINT4E-EE (Ours)	65.78

Table 8: Performance comparison of various event extraction approaches on the *test* set of PHAEDRA. Bold highlights the highest performance among all the approaches.

“STAT3” as the *Theme* and “BMP-6 as the *Cause* argument.

Similarly, Table 10 also shows three examples for which the entity linking results are improved and corrected within the first 3 rounds of joint training. Taking the first sentence as an example, before the 1st round of joint training, JOINT4E-EL mistakenly links the entity mention “UNC-75” to the entity defined by “*Positive regulation of synaptic transmission*”. However, by incorporating the event knowledge with joint training, especially

knowing that “UNC-75” is the *Theme* of a *Binding* event, JOINT4E-EL correctly links “UNC-75” to the target entity defined by “*single-stranded RNA binding*” in the Gene Ontology.

6.5 Error Analysis

We further sample 50 prediction errors for both entity linking and event extraction based on their results on the development set of each dataset, respectively. We summarize the main error categories for each task as follows:

Event Extraction The main error (33/50) for event extraction lies in the missing or spurious argument predictions. Most event types such as simple events (including *gene expression*, *transcription*, *localization*, *phosphorylation*, and *protein catabolism*) are defined with a fixed number of arguments while the complex events and binding events are usually associated with up to four possible arguments, thus the model tends to miss some arguments or predict spurious arguments. Taking the following two sentences as examples:

- **S1:** The **FOXP3** (*arg: Theme*) **inhibition** (*trigger: Negative regulation*) by GATA element in the FOXP3 **promoter** (**redundant arg: Site**).
- **S2:** Disruption of the **Jak1** (*arg: Theme*) **binding** (*trigger: Binding*), proline-rich **Box1** (*arg: Site*) region of **IL-4R** (**missing arg: Theme**) abolished signaling by this chimeric receptor.

For S1, our model successfully predicts *inhibition* as a Negative regulation event and *FOXP3* as

Rounds	
1st	<p>Text: We did not observe any significant changes in the level of phospho-STAT3 or phospho-p38 upon <i>BMP-6</i> treatment of B cells.</p> <p>Previous Results: Event type: Phosphorylation; Trigger: phospho; Theme: STAT3.</p> <p>Entity Knowledge from JOINT4E-EL: STAT3: regulation of tyrosine STAT protein; BMP-6: regulation of BMP signaling pathway.</p> <p>New Results: Event type: Regulation; Trigger: changes; Theme: STAT3, Cause: BMP-6.</p>
2nd	<p>Text: Costimulation through <i>CD28</i> and/or CD2 did not modulate, the CD3-dependent phosphorylation of HS1.</p> <p>Previous Results: Event type: Phosphorylation; Trigger: phosphorylation; Theme: CD28.</p> <p>Entity Knowledge from JOINT4E-EL: CD28: immune response; CD2: regulation of CD4, CD25 regulatory T cell differentiation.</p> <p>New Results: Event type: Regulation; Trigger: modulate; Theme: phosphorylation (event), Cause: CD28.</p>
3rd	<p>Text: When tested its ability to block calcineurin-dependent signaling in cells, the pivotal promoter element for <i>interleukin-2</i> gene induction.</p> <p>Previous Results: Event type: Regulation; Trigger: induction; Theme: interleukin-2.</p> <p>Entity Knowledge from JOINT4E-EL: interleukin-2: plastid gene expression.</p> <p>New Results: Event type: Gene expression; Trigger: induction; Theme: interleukin-2.</p>

Table 9: Example sentences and results for event extraction at each round sampled from the Genia 2011 development set. For each sentence, before each round of joint training, the event prediction is not correct while after incorporating the entity knowledge from JOINT4E-EL, the errors are corrected with joint training. The bold words in each text highlight the candidate event triggers while the italic words highlight the candidate arguments predicted by JOINT4E-EE.

Rounds	
1st	<p>Text: To determine the elements in the exon 7 region that <i>UNC-75</i> directly and specifically recognizes in vitro.</p> <p>Previous Results: Entity: Positive regulation of synaptic transmission.</p> <p>Event Knowledge from JOINT4E-EE: Event type: Binding; Trigger: recognize; Theme: UNC-75.</p> <p>New Results: Entity: single-stranded RNA binding.</p>
2nd	<p>Text: These data suggest that ectopically expressed <i>BP</i> downregulates FIL activity genes in ovaries.</p> <p>Previous Results: Entity: DNA-binding transcription factor activity, RNA polymerase II-specific.</p> <p>Event Knowledge from JOINT4E-EE: Event type: negative regulation; Trigger: downregulates; Theme: FIL.</p> <p>New Results: Entity: negative regulation of gene expression.</p>
3rd	<p>Text: Effects of the <i>gei-8</i> mutation on gene expression were studied with whole genome microarrays.</p> <p>Previous Results: Entity: reciprocal meiotic recombination.</p> <p>Event Knowledge from JOINT4E-EE: Event type: gene expression; trigger: expression; Theme: gei-8.</p> <p>New Results: Entity: transcription by RNA polymerase II.</p>

Table 10: Example sentences and results for entity linking at each round sampled from the development set of BC4GO dataset. For each sentence, before each round of joint training, the entity linking result is not correct while after incorporating the event knowledge from JOINT4E-EE, the errors are corrected with joint training. The bold words in each text highlight the candidate entity mention for entity linking.

its *Theme* argument. However, it also mistakenly predicts *promoter* as a *Site* argument, due to two possible reasons: (1) the entity *promoter* is frequently labeled as a *Site* argument in the training set; and (2) the protein *FOXP3* is defined as “*regulation of DNA-templated transcription*” in the Gene Ontology, which also tends to imply *promoter* as a *Site* argument. In S2, our JOINT4E-EE correctly predicts *binding* as a *Binding* event with two arguments: *Jak1* and *Box1*. However, it mistakenly misses another *Theme* argument which is likely because the model treats *IL-4R* as *Box1* which is already labeled as a *Site* argument.

Entity Linking 76% (38/50) of the remaining error for entity linking lies in the candidate retrieval where the candidate sets retrieved based on the

Gene Ontology (GO) API for some entity mentions do not contain their true target entities. For example, for the entity mention “*TAT-DeltaDBD-GATA3*”, the candidate set returned by GO API does not include the true target entity GO:0019799 with name *acetyl-CoA:alpha-tubulin-L-lysine 6-N-acetyltransferase activity*.

7 Conclusion

In this work, we propose a joint biomedical entity linking and event extraction framework, i.e., JOINT4E-EL and JOINT4E-EE, to leverage the benefit of one task to the other. Our JOINT4E-EE can incorporate the domain knowledge obtained by JOINT4E-EL, while JOINT4E-EL can be improved by the event structural context provided

by JOINT4E-EE. To iteratively improve the two tasks together, we propose a novel hard-EM-style learning strategy where we first estimate missing variables for both two incomplete datasets based on the current task-specific models, and then update the parameters of both models on the datasets that are augmented by pseudo labels. We conduct extensive experiments on the biomedical entity linking dataset, i.e., BC4GO, and biomedical event extraction, i.e., Genia 11. We also provide several valuable discussions such as error analysis that reveals the remaining challenges of both two tasks. We hope this work can shed light on the following research on biomedical information extraction and broader communities.

Limitations

While our proposed joint framework and learning strategy showcase promising results for entity linking and event extraction in the biomedical domain, one limitation is the potential restriction of specific domains and knowledge bases which both entity linking and event extraction tasks can share with.

References

- Rico Angell, Nicholas Monath, Sunil Mohan, Nishant Yadav, and Andrew McCallum. 2021. [Clustering-based inference for biomedical entity linking](#). In *Proceedings of the 2021 Conference of the North American Chapter of the Association for Computational Linguistics: Human Language Technologies*, pages 2598–2608, Online. Association for Computational Linguistics.
- Amos Bairoch, Rolf Apweiler, Cathy H Wu, Winona C Barker, Brigitte Boeckmann, Serenella Ferro, Elisabeth Gasteiger, Hongzhan Huang, Rodrigo Lopez, Michele Magrane, et al. 2005. The universal protein resource (uniprot). *Nucleic acids research*, 33(suppl_1):D154–D159.
- Rama Balakrishnan, Midori A Harris, Rachael Huntley, Kimberly Van Auken, and J Michael Cherry. 2013. A guide to best practices for gene ontology (go) manual annotation. *Database*, 2013.
- Iz Beltagy, Kyle Lo, and Arman Cohan. 2019. [SciBERT: A pretrained language model for scientific text](#). In *Proceedings of the 2019 Conference on Empirical Methods in Natural Language Processing and the 9th International Joint Conference on Natural Language Processing (EMNLP-IJCNLP)*, pages 3615–3620, Hong Kong, China. Association for Computational Linguistics.
- Rajarshi Bhowmik, Karl Stratos, and Gerard de Melo. 2021. [Fast and effective biomedical entity linking using a dual encoder](#). In *Proceedings of the 12th International Workshop on Health Text Mining and Information Analysis*, pages 28–37, online. Association for Computational Linguistics.
- Jari Björne and Tapio Salakoski. 2011. [Generalizing biomedical event extraction](#). In *Proceedings of BioNLP Shared Task 2011 Workshop*, pages 183–191, Portland, Oregon, USA. Association for Computational Linguistics.
- Jari Björne and Tapio Salakoski. 2018. Biomedical event extraction using convolutional neural networks and dependency parsing. In *Proceedings of the BioNLP 2018 workshop*, pages 98–108.
- Olivier Bodenreider. 2004. The unified medical language system (umls): integrating biomedical terminology. *Nucleic acids research*, 32(suppl_1):D267–D270.
- Gene Ontology Consortium. 2012a. Gene ontology annotations and resources. *Nucleic acids research*, 41(D1):D530–D535.
- Gene Ontology Consortium. 2012b. Gene ontology annotations and resources. *Nucleic acids research*, 41(D1):D530–D535.
- Jacob Devlin, Ming-Wei Chang, Kenton Lee, and Kristina Toutanova. 2019. [BERT: pre-training of deep bidirectional transformers for language understanding](#). In *Proceedings of the 2019 Conference of the North American Chapter of the Association for Computational Linguistics: Human Language Technologies, NAACL-HLT 2019, Minneapolis, MN, USA, June 2-7, 2019, Volume 1 (Long and Short Papers)*, pages 4171–4186. Association for Computational Linguistics.
- Rezarta Islamaj Doğan, Robert Leaman, and Zhiyong Lu. 2014. Ncbi disease corpus: a resource for disease name recognition and concept normalization. *Journal of biomedical informatics*, 47:1–10.
- Kurt Junshean Espinosa, Makoto Miwa, and Sophia Ananiadou. 2019. A search-based neural model for biomedical nested and overlapping event detection. pages 3677–3684.
- Rujun Han, Qiang Ning, and Nanyun Peng. 2019. [Joint event and temporal relation extraction with shared representations and structured prediction](#). In *Proceedings of the 2019 Conference on Empirical Methods in Natural Language Processing and the 9th International Joint Conference on Natural Language Processing (EMNLP-IJCNLP)*, pages 434–444, Hong Kong, China. Association for Computational Linguistics.
- Yun He, Ziwei Zhu, Yin Zhang, Qin Chen, and James Caverlee. 2020. Infusing disease knowledge into bert for health question answering, medical inference and disease name recognition. *arXiv preprint arXiv:2010.03746*.

- Kung-Hsiang Huang, Mu Yang, and Nanyun Peng. 2020. [Biomedical event extraction with hierarchical knowledge graphs](#). In *Findings of the Association for Computational Linguistics: EMNLP 2020*, pages 1277–1285, Online. Association for Computational Linguistics.
- Minbyul Jeong and Jaewoo Kang. 2022. Enhancing label consistency on document-level named entity recognition. *arXiv preprint arXiv:2210.12949*.
- Carola Kanz, Philippe Aldebert, Nicola Althorpe, Wendy Baker, Alastair Baldwin, Kirsty Bates, Paul Browne, Alexandra van den Broek, Matias Castro, Guy Cochrane, et al. 2005. The embl nucleotide sequence database. *Nucleic acids research*, 33(suppl_1):D29–D33.
- Jin-Dong Kim, Tomoko Ohta, Sampo Pyysalo, Yoshinobu Kano, and Jun’ichi Tsujii. 2009. Overview of bionlp’09 shared task on event extraction. In *Proceedings of the BioNLP 2009 workshop companion volume for shared task*, pages 1–9.
- Jin-Dong Kim, Yue Wang, Toshihisa Takagi, and Akinori Yonezawa. 2011. [Overview of Genia event task in BioNLP shared task 2011](#). In *Proceedings of BioNLP Shared Task 2011 Workshop*, pages 7–15, Portland, Oregon, USA. Association for Computational Linguistics.
- Veysel Kocaman and David Talby. 2021. Biomedical named entity recognition at scale. In *Pattern Recognition. ICPR International Workshops and Challenges: Virtual Event, January 10–15, 2021, Proceedings, Part I*, pages 635–646. Springer.
- Florian Leitner, Scott A Mardis, Martin Krallinger, Gianni Cesareni, Lynette A Hirschman, and Alfonso Valencia. 2010. An overview of biocreative ii. 5. *IEEE/ACM Transactions on Computational Biology and Bioinformatics*, 7(3):385–399.
- Diya Li, Lifu Huang, Heng Ji, and Jiawei Han. 2019. Biomedical event extraction based on knowledge-driven tree-1stm. In *Proceedings of the 2019 Conference of the North American Chapter of the Association for Computational Linguistics: Human Language Technologies, Volume 1 (Long and Short Papers)*, pages 1421–1430.
- Ilya Loshchilov and Frank Hutter. 2019. [Decoupled weight decay regularization](#). In *International Conference on Learning Representations*.
- Amit Majumder, Asif Ekbal, and Sudip Kumar Naskar. 2016. [Biomolecular event extraction using a stacked generalization based classifier](#). In *Proceedings of the 13th International Conference on Natural Language Processing*, pages 55–64, Varanasi, India. NLP Association of India.
- Laurel Orr, Megan Leszczynski, Simran Arora, Sen Wu, Neel Guha, Xiao Ling, and Christopher Re. 2020. Bootleg: Chasing the tail with self-supervised named entity disambiguation. *arXiv preprint arXiv:2010.10363*.
- Yu Rang Park, Jihun Kim, Hye Won Lee, Young Jo Yoon, and Ju Han Kim. 2011. Gochase-ii: correcting semantic inconsistencies from gene ontology-based annotations for gene products. *BMC bioinformatics*, 12(1):1–7.
- Sampo Pyysalo, Tomoko Ohta, Makoto Miwa, Han-Cheol Cho, Jun’ichi Tsujii, and Sophia Ananiadou. 2012. [Event extraction across multiple levels of biological organization](#). *Bioinformatics (Oxford, England)*, 28(18):i575—i581.
- Alan Ramponi, Rob van der Goot, Rosario Lombardo, and Barbara Plank. 2020. Biomedical event extraction as sequence labeling. In *Proceedings of the 2020 Conference on Empirical Methods in Natural Language Processing (EMNLP)*, pages 5357–5367.
- Omid Rohanian, Mohammadmahdi Nouriborji, Samaneh Kouchaki, and David A Clifton. 2023. On the effectiveness of compact biomedical transformers. *Bioinformatics*, 39(3):btad103.
- Isabel Segura-Bedmar, Paloma Martínez Fernández, and María Herrero Zazo. 2013. Semeval-2013 task 9: Extraction of drug-drug interactions from biomedical texts (ddiextraction 2013). Association for Computational Linguistics.
- Cong Sun, Zhihao Yang, Lei Wang, Yin Zhang, Hongfei Lin, and Jian Wang. 2021. Biomedical named entity recognition using bert in the machine reading comprehension framework. *Journal of Biomedical Informatics*, 118:103799.
- Paul Thompson, Sophia Daikou, Kenju Ueno, Riza Batista-Navarro, Jun’ichi Tsujii, and Sophia Ananiadou. 2018. Annotation and detection of drug effects in text for pharmacovigilance. *Journal of cheminformatics*, 10(1):1–33.
- Hai-Long Trieu, Thy Thy Tran, Khoa NA Duong, Anh Nguyen, Makoto Miwa, and Sophia Ananiadou. 2020. Deepeventmine: end-to-end neural nested event extraction from biomedical texts. *Bioinformatics*, 36(19):4910–4917.
- Gerben Vader, René H Medema, and Susanne MA Lens. 2006. The chromosomal passenger complex: guiding aurora-b through mitosis. *The Journal of cell biology*, 173(6):833–837.
- Kimberly Van Auken, Mary L Schaeffer, Peter McQuilton, Stanley JF Laulederkind, Donghui Li, Shur-Jen Wang, G Thomas Hayman, Susan Tweedie, Cecilia N Arighi, James Done, et al. 2014. Bc4go: a full-text corpus for the biocreative iv go task. *Database*, 2014.
- Maya Varma, Laurel Orr, Sen Wu, Megan Leszczynski, Xiao Ling, and Christopher Ré. 2021. Cross-domain data integration for named entity disambiguation in biomedical text. *arXiv preprint arXiv:2110.08228*.
- Xing David Wang, Leon Weber, and Ulf Leser. 2020. Biomedical event extraction as multi-turn question answering. In *Proceedings of the 11th International*

Yan Wang, Jian Wang, Huiyi Lu, Bing Xu, Yijia Zhang, Santosh Kumar Banbhrani, Hongfei Lin, et al. 2022. Conditional probability joint extraction of nested biomedical events: Design of a unified extraction framework based on neural networks. *JMIR Medical Informatics*, 10(6):e37804.

Dustin Wright. 2019. *NormCo: Deep disease normalization for biomedical knowledge base construction*. University of California, San Diego.

Ledell Wu, Fabio Petroni, Martin Josifoski, Sebastian Riedel, and Luke Zettlemoyer. 2020. Scalable zero-shot entity linking with dense entity retrieval. In *Proceedings of the 2020 Conference on Empirical Methods in Natural Language Processing, EMNLP 2020, Online, November 16-20, 2020*, pages 6397–6407. Association for Computational Linguistics.

Dongfang Xu, Zeyu Zhang, and Steven Bethard. 2020. [A generate-and-rank framework with semantic type regularization for biomedical concept normalization](#). In *Proceedings of the 58th Annual Meeting of the Association for Computational Linguistics*, pages 8452–8464, Online. Association for Computational Linguistics.

Michihiro Yasunaga, Jure Leskovec, and Percy Liang. 2022. Linkbert: Pretraining language models with document links. *arXiv preprint arXiv:2203.15827*.

Seung Yon Rhee, Valerie Wood, Kara Dolinski, and Sorin Draghici. 2008. Use and misuse of the gene ontology annotations. *Nature Reviews Genetics*, 9(7):509–515.

Hongyi Yuan, Zheng Yuan, and Sheng Yu. 2022. [Generative biomedical entity linking via knowledge base-guided pre-training and synonyms-aware fine-tuning](#). In *Proceedings of the 2022 Conference of the North American Chapter of the Association for Computational Linguistics: Human Language Technologies, NAACL 2022, Seattle, WA, United States, July 10-15, 2022*, pages 4038–4048. Association for Computational Linguistics.

Weizhong Zhao, Jinyong Zhang, Jincai Yang, Tingting He, Huifang Ma, and Zhixin Li. 2021. A novel joint biomedical event extraction framework via two-level modeling of documents. *Information Sciences*, 550:27–40.

Ming Zhu, Busra Celikkaya, Parminder Bhatia, and Chandan K Reddy. 2020. Latte: Latent type modeling for biomedical entity linking. In *Proceedings of the AAAI Conference on Artificial Intelligence*, volume 34, pages 9757–9764.

Tiantian Zhu, Yang Qin, Qingcai Chen, Baotian Hu, and Yang Xiang. 2021. Enhancing entity representations with prompt learning for biomedical entity linking.

A More Details on Experiment Setup

A.1 Dataset Processing for Entity Linking

In this section, we elaborate on how we construct the mappings between the mentions in BC4GO and the entities in Gene Ontology. Specifically, Gene Ontology consists of three directed acyclic graphs (DAG) and there is no connected component between them. All the nodes in the three DAGs are biomedical concepts and each DAG has a hierarchical structure called an *ancestor chart*. The biomedical concepts at the upper level of an *ancestor chart* have broader meanings compared with the biomedical concepts at the lower level. The three nodes at the top of the three *ancestor charts* in Gene Ontology are: *Cellular Component*, *Molecular Function*, and *Biological Process*, which are the broadest concepts in biomedical science and any biomedical concept is contained in one of them. We refer to the three topmost nodes in the three *ancestor charts* as root nodes in the rest of the section. For each node in an *ancestor chart*, the nodes above it are broader concepts while the nodes below it are finer concepts, and there is no edge between the nodes from the same level. For each entity mention m_i from a sentence w of the BC4GO dataset, we denote the annotated target entity from Gene Ontology for m_i in the original BC4GO dataset as c_i^{gold} . We also take m_i as a query to the search engine via the API of Gene Ontology and obtain a set of candidate entities $\mathcal{C}_i = \{c_{i1}, c_{i2}, \dots, c_{ij}\}$. Then, for each $c_{ij} \in \mathcal{C}_i$, we find a path between c_{ij} and the root node of a particular *ancestor chart*, denoted as \mathbf{p}_{ij} . Following a similar process, we also find the path \mathbf{p}_{gold} between the gold target entity c_i^{gold} and a root node. Based on these paths, we design the following four strategies to determine a new set of gold entities from \mathcal{C}_i for each mention m_i as the reference in Gene Ontology:

- If a candidate entity $c_{ij} \in \mathcal{C}_i$ for the mention m_i is the same as the ground-truth concept c_i^{gold} in the original BC4GO dataset, we add c_{ij} to the gold target entity set.
- If a candidate entity $c_{ij} \in \mathcal{C}_i$ for the mention m_i is on the path \mathbf{p}_{gold} , we add c_{ij} to the gold target entity set.
- If the gold target entity c_i^{gold} annotated in the original BC4GO dataset is on the path \mathbf{p}_{ij} for a candidate entity c_{ij} , we add c_{ij} to the gold target entity set.

- If the path \mathbf{p}_{ij} for a particular candidate entity c_{ij} have more than 4 overlapped nodes with the path \mathbf{p}_{gold} for the original gold entity, we add c_{ij} to the gold target entity set.