

Temporally Causal Discovery Tests for Discrete Time Series and Neural Spike Trains

A. Theodorou^{*} G.G. Gregoriou[†] P. Sapountzis[‡] I. Kontoyiannis[§]

November 20, 2023

Abstract

We consider the problem of detecting causal relationships between discrete time series, in the presence of potential confounders. A hypothesis test is introduced for identifying the temporally causal influence of (x_n) on (y_n) , causally conditioned on a possibly confounding third time series (z_n) . Under natural Markovian modeling assumptions, it is shown that the null hypothesis, corresponding to the absence of temporally causal influence, is equivalent to the underlying ‘causal conditional directed information rate’ being equal to zero. The plug-in estimator for this functional is identified with the log-likelihood ratio test statistic for the desired test. This statistic is shown to be asymptotically normal under the alternative hypothesis and asymptotically χ^2 distributed under the null, facilitating the computation of p -values when used on empirical data. The effectiveness of the resulting hypothesis test is illustrated on simulated data, validating the underlying theory. The test is also employed in the analysis of spike train data recorded from neurons in the V4 and FEF brain regions of behaving animals during a visual attention task. There, the test results are seen to identify interesting and biologically relevant information.

Keywords — Mutual information, directed information, hypothesis testing, χ^2 test, likelihood ratio, maximum likelihood, conditional independence, temporal causality, neural spike train

^{*}DPMMS, University of Cambridge, Centre for Mathematical Sciences, Wilberforce Road, Cambridge CB3 0WB, U.K. Email: at771@cam.ac.uk.

[†]University of Crete, Faculty of Medicine, and Foundation for Research and Technology Hellas, Institute of Applied and Computational Mathematics, Heraklion 70013, Greece. Email: gregoriou@uoc.gr. G.G.G. was supported in part by the Hellenic Foundation for Research and Innovation (H.F.R.I.) under the First Call for H.F.R.I. Research Projects to support Faculty members and Researchers and the procurement of high-cost research equipment grant, project number 41.

[‡]Foundation for Research and Technology Hellas, Institute of Applied and Computational Mathematics, Heraklion 70013, Greece. Email: pasapoun@iacm.forth.gr. P.S. was supported in part by the Hellenic Foundation for Research and Innovation (H.F.R.I.) under the First Call for H.F.R.I. Research Projects to support Faculty members and Researchers and the procurement of high-cost research equipment grant, project number 41.

[§]Statistical Laboratory, DPMMS, University of Cambridge, Centre for Mathematical Sciences, Wilberforce Road, Cambridge CB3 0WB, U.K. Email: yiannis@maths.cam.ac.uk. I.K. was supported in part by the Hellenic Foundation for Research and Innovation (H.F.R.I.) under the “First Call for H.F.R.I. Research Projects to support Faculty members and Researchers and the procurement of high-cost research equipment grant,” project number 1034.

1 Introduction

1.1 Information, independence and causality

If $\mathbf{X} = \{X_n\}$ and $\mathbf{Y} = \{Y_n\}$ are two finite-valued random processes, the *mutual information* $I(X_1^n; Y_1^n)$ between $X_1^n = (X_1, X_2, \dots, X_n)$ and $Y_1^n = (Y_1, Y_2, \dots, Y_n)$ is,

$$I(X_1^n; Y_1^n) := H(Y_1^n) - H(Y_1^n | X_1^n) = H(Y_1^n) - \sum_{i=1}^n H(Y_i | Y_1^{i-1}, X_1^n), \quad (1)$$

where $H(X)$ denotes the Shannon entropy of a discrete random variable X , and with the obvious understanding that Y_1^0 is taken to be a constant, so that $H(Y_1 | Y_1^0, X_1^n) = H(Y_1 | X_1^n)$. Alternatively,

$$I(X_1^n; Y_1^n) = D(P_{X_1^n, Y_1^n} \| P_{X_1^n} P_{Y_1^n}),$$

where $D(P \| Q)$ is the relative entropy between two discrete probability mass functions P, Q .

An elementary but key property of mutual information is that $I(X_1^n; Y_1^n)$ is always nonnegative and it is zero if and only if X_1^n and Y_1^n are independent. Moreover, in communication theory $I(X_1^n; Y_1^n)$ admits an operational *quantitative* interpretation: It is the number of bits of information X_1^n and Y_1^n reveal about each other. Therefore, $I(X_1^n; Y_1^n)$ is often viewed as a natural, ‘universal’ measure of dependence between random variables. Partly due to this interpretation, in recent years mutual information has also been instrumental in numerous modern applications beyond its fundamental role in classical communication and information theory [13, 17, 14], in important problems in statistics [61, 15, 34, 8], cryptography [10, 20] and machine learning [7, 62, 45, 63, 4], among other areas.

A closely related but critically different information-theoretic functional is the *directed information* $I(X_1^n \rightarrow Y_1^n)$ from X_1^n to Y_1^n , defined as,

$$I(X_1^n \rightarrow Y_1^n) := H(Y_1^n) - \sum_{i=1}^n H(Y_i | Y_1^{i-1}, X_1^i) \quad (2)$$

$$= \sum_{i=1}^n I(X_1^i; Y_i | Y_1^{i-1}). \quad (3)$$

A comparison of the expressions in (1) and (2) gives a first indication of the ‘causal’ nature of directed information, one of the main themes of this work.

The corresponding key property of directed information, which is evident from (3), is that $I(X_1^n \rightarrow Y_1^n)$ is always nonnegative and it is zero if and only if Y_i is conditionally independent of X_1^i , given its past Y_1^{i-1} , for each i . Therefore, directed information can naturally be viewed as a measure of the degree to which X_1^n influences Y_1^n in a *temporally causal manner*. In fact, in its original communication-theoretic context [46, 47], directed information was given a corresponding quantitative interpretation as the amount of information about the ‘channel input’ X_1^n contained in the ‘channel output’ Y_1^n , when at each stage i the channel encoder sending X_i is given access to ‘causal feedback’, that is, to the earlier channel output Y_1^{i-1} ; see, e.g., [39, 33, 52].

As a measure of temporally causal dependence, directed information has found applications in numerous areas including distributed hypothesis testing [29], portfolio theory [51], network communications and control [40], causal estimation [64], dynamic networks [31], sensor networks [55] and, most relevant to the development in this paper, in temporal causality testing [38].

The present work focuses on a third information-theoretic functional, the *causal conditional directed information* (CCDI) from X_1^n to Y_1^n causally conditioned on Z_1^n , defined as,

$$I(X_1^n \rightarrow Y_1^n \| Z_1^n) := H(Y_1^n \| Z_1^n) - H(Y_1^n \| X_1^n, Z_1^n) \quad (4)$$

$$\begin{aligned} &:= \sum_{i=1}^n H(Y_i | Y_1^{i-1}, Z_1^i) - \sum_{i=1}^n H(Y_i | Y_1^{i-1}, X_1^i, Z_1^i) \\ &= \sum_{i=1}^n I(X_1^i; Y_i | Y_1^{i-1}, Z_1^i). \end{aligned} \quad (5)$$

Here, $I(X_1^n \rightarrow Y_1^n \| Z_1^n)$ is nonnegative and it is equal to zero if and only if, for each i , Y_i is conditionally independent of X_1^i given its past Y_1^{i-1} and the past and present values of the third process Z_1^i :

$$\begin{aligned} &[Z_1, Z_2, \dots, Z_{i-1}, Z_i] \\ &X_1, X_2, \dots, X_{i-1}, X_i \\ &[Y_1, Y_2, \dots, Y_{i-1}], Y_i \end{aligned} \quad (6)$$

So $I(X_1^n \rightarrow Y_1^n \| Z_1^n)$ is zero iff the \mathbf{X} process up to time i has no influence on Y_i , given the past Y_1^{i-1} of the \mathbf{Y} process and the values Z_1^i up to time i of a potentially confounding process \mathbf{Z} . In other words, if our goal is to predict Y_i , then $I(X_1^n \rightarrow Y_1^n \| Z_1^n) = 0$ implies that, if we already know its past Y_1^{i-1} and also Z_1^i , knowing X_1^i has no additional predictive value. Therefore, and in view of the previous discussion, $I(X_1^n \rightarrow Y_1^n \| Z_1^n)$ can be interpreted as a measure of the temporally causal influence of \mathbf{X} on \mathbf{Y} , in the presence of possible confounding in the form of \mathbf{Z} . Indeed, after its introduction by Kramer [39] in the context of channel coding, CCDI has found applications along these lines in numerous areas including causality detection [58], pattern analysis [30], time series prediction [11], model selection [18], neuroscience [53], and finance [56].

1.2 Temporal causality with confounders

Two closely related problems are treated in this work. The first is the identification of effective estimators for the CCDI from empirical data, along with the analysis of their performance. The second is the development of an efficient hypothesis test for temporally causal dependence in time series, when a potentially confounding time series is also present. Our results along both of these directions can be seen as generalizations of the corresponding results in [38], with the important difference that a third, potentially confounding process, \mathbf{Z} , is now included.

Indeed, in observational studies such as in the present context of time series analysis, allowing for potential confounders is extremely important, as it often facilitates the distinction between simple correlation and actual causality [25].

CCDI rate estimation. We begin, in Section 2.2, by identifying natural Markovian conditions under which, the *CCDI rate* from \mathbf{X} to \mathbf{Y} causally conditioned on \mathbf{Z} ,

$$I(\mathbf{X} \rightarrow \mathbf{Y} \| \mathbf{Z}) := \lim_{n \rightarrow \infty} \frac{1}{n} I(X_1^n \rightarrow Y_1^n \| Z_1^n), \quad (7)$$

exists and can be expressed as a finite-dimensional conditional mutual information.

In Section 2.3 we consider the following simple estimator for $I(\mathbf{X} \rightarrow \mathbf{Y} \| \mathbf{Z})$. Utilizing the fact that our expression for the CCDI rate is as a functional of a collection of $(k+1)$ -dimensional distributions, we define the plug-in estimator $\hat{I}_n^{(k)}(\mathbf{X} \rightarrow \mathbf{Y} \| \mathbf{Z})$ as the same functional of the corresponding empirical distributions induced by the data. The parameter k here denotes maximal

length of the Markov memory order assumed to be present in the data, and n is the data length. When the joint process $(\mathbf{X}, \mathbf{Y}, \mathbf{Z})$ is ergodic we can immediately conclude that the estimator $\hat{I}_n^{(k)}(\mathbf{X} \rightarrow \mathbf{Y} \parallel \mathbf{Z})$ is asymptotically consistent with probability 1.

Our main theoretical results give precise descriptions of the finer asymptotic behavior of $\hat{I}_n^{(k)}(\mathbf{X} \rightarrow \mathbf{Y} \parallel \mathbf{Z})$. In Theorem 2.2 we show that, if the CCDI rate $I(\mathbf{X} \rightarrow \mathbf{Y} \parallel \mathbf{Z})$ is strictly positive, then, under appropriate conditions, the plug-in estimator is asymptotically approximately Gaussian:

$$\hat{I}_n^{(k)}(\mathbf{X} \rightarrow \mathbf{Y} \parallel \mathbf{Z}) \approx N\left(I(\mathbf{X} \rightarrow \mathbf{Y} \parallel \mathbf{Z}), \frac{\sigma^2}{n}\right), \quad \text{for large } n.$$

The variance σ^2 is also identified in Theorem 2.2. Therefore, the plug-in estimator converges at a rate $O(1/\sqrt{n})$ in probability when $I(\mathbf{X} \rightarrow \mathbf{Y} \parallel \mathbf{Z}) > 0$.

In Theorem 2.3 we show that, if $I(\mathbf{X} \rightarrow \mathbf{Y} \parallel \mathbf{Z})$ is zero, then, again under appropriate conditions, the plug-in estimator is asymptotically χ^2 distributed:

$$2n\hat{I}_n^{(k)}(\mathbf{X} \rightarrow \mathbf{Y} \parallel \mathbf{Z}) \approx \chi^2\left(\ell^k t^{k+1}(m^{k+1} - 1)(\ell - 1)\right), \quad \text{for large } n. \quad (8)$$

Here m, ℓ, t are the alphabet sizes of $\mathbf{X}, \mathbf{Y}, \mathbf{Z}$, respectively. In this case, $\hat{I}_n^{(k)}(\mathbf{X} \rightarrow \mathbf{Y} \parallel \mathbf{Z})$ converges at the faster rate $O(1/n)$ in probability. Importantly, its limiting distribution only depends on the known parameters m, ℓ, t, k . Also, in Corollary 2.4 we show that $\hat{I}_n^{(k)}(\mathbf{X} \rightarrow \mathbf{Y} \parallel \mathbf{Z})$ is asymptotically optimal in that it achieves the fastest possible L^1 convergence rate.

Temporal causality testing. In Section 2.4 we describe how the asymptotic result (8) can be used to develop a hypothesis test for the temporally causal influence of \mathbf{X} on \mathbf{Y} , in the presence of a potential confounder \mathbf{Z} .

First we recall that, under appropriate assumptions, the CCDI rate $I(\mathbf{X} \rightarrow \mathbf{Y} \parallel \mathbf{Z})$ can be expressed as a conditional mutual information. This conditional mutual information is zero exactly under the null hypothesis of the desired test, that is, if and only if Y_{k+1} is conditionally independent of X_1^{k+1} , given the past values Y_1^k and the values Z_1^{k+1} of the potentially confounding process \mathbf{Z} up to time $k+1$; cf. (6). Then, we show in Proposition 2.5 that the scaled version of the plug-in estimator as in (8), namely, $\Delta_n := 2n\hat{I}_n^{(k)}(\mathbf{X} \rightarrow \mathbf{Y} \parallel \mathbf{Z})$, is exactly equal to the log-likelihood ratio test statistic for this null hypothesis. Finally we observe that, since the limiting distribution of Δ_n under the null is χ^2 with a known number of degrees of freedom (8), it can be used as a classical statistic to provide a p -value for the desired hypothesis test.

The performance of this test on simulated data is examined in Section 3. When no potential confounding process \mathbf{Z} is present, our results as well as the corresponding hypothesis test reduce to those developed in [38]. Since no experimental results were presented there, we also examine the performance of this simpler test in Section 3. Empirical results on synthetic data are shown to validate our theoretical results and illustrate the effectiveness of both tests.

In Section 4 we apply these tests to a large data set consisting of neural spike trains recorded from the V4 and FEF brain regions of behaving non-human primates during a behavioral task in which attention was directed selectively to a specific visual stimulus among other distracting stimuli. The results obtained indicate that there are often temporally causal influences in both directions between pairs of neurons in the two different regions. Moreover, these influences are confounded by the experimental stimuli, which appear to affect multiple neurons in both regions simultaneously. The code used for the hypothesis tests carried out in Sections 3 and 4 is available online at: github.com/Andreas947/github_temporal_causality.

Finally, the Appendix contains the proofs of all our theoretical results.

Transfer entropy. A functional very closely related to directed information is the *transfer entropy*, introduced by Schreiber in 2000 [57], and developed further in numerous directions, including the introduction of the *partial transfer entropy* corresponding to the causal conditional directed information; see, e.g., [1, 16, 41]. The estimation of transfer entropy from empirical data via maximum-likelihood-like methods is explored in [6, 3], where the main emphasis appears to be less on obtaining rigorous limit theorems and more on identifying the potential asymptotic behaviour of the relevant estimators.

Although, formally, these two functionals are near-identical, we note that in the present context – where we seek to provide useful and meaningful interpretations of the results obtained – directed information, the associated CCDI rate, and its extensions, are accompanied by operational characterizations stemming from “coding”-like theorems in various communications scenarios and statistical problems, as indicated in Section 1.1. These considerations also inform the other question examined in this work, namely the estimation of the directed information, viewed as a related but separate problem from that of establishing the presence or absence of temporally causal influence.

Granger causality. Historically, most temporal causality tests for time series, their applications, and their connections with conditional independence testing, have their origin in the notion of *Granger causality* in econometrics. Granger’s original work [21] was based on a linear autoregressive model, within which the same family of conditional independence hypotheses as those described in Section 1.1 above were tested: A process \mathbf{X} is said to have a temporally causal influence on \mathbf{Y} whenever the conditional independence hypothesis “ $Y_n \perp\!\!\!\perp X_1^n \mid Y_1^{n-1}$ ” can be rejected. Tests based on the same general premise have been since developed for generalized linear models as well as many other model classes; see [59] for a recent review of extensions and applications. In particular, this connection was emphasized for the case of discrete-valued processes by Geweke [19] and for Gaussian models by Barnett, Barrett and Seth [5], who also noted that the transfer entropy can be used as statistic for this test. The corresponding (and essentially equivalent) connection between Granger causality and directed information is discussed extensively in [1]. Work on the theoretical analysis and estimation of the CCDI includes [54], where directed information graphs are used to represent networks of stochastic processes.

Temporally causal influence. As the terminology describing causal relationships is quite varied, intuitively appealing, and easy to misinterpret, we wish to explicitly clarify the usage adopted in this work. We say that a process \mathbf{X} has a temporally causal influence of \mathbf{Y} if Y_n is *not* conditionally independent of X_1^n , given the past Y_1^{n-1} . Of course this is quite different from saying that the \mathbf{X} process has some sort of deterministic or “directed” influence on \mathbf{Y} , and it does not preclude the case where in fact it is \mathbf{Y} that somehow influences \mathbf{X} . Rather, it stems from what has become standard usage in statistical time series analysis. Granger in his original 1969 work [21] defined statistical causality in terms of *incremental predictability*, namely, in terms of whether the forecasts of the future values of \mathbf{Y} can be improved if – besides the past values of \mathbf{Y} and all other available information – the current and lagged values of \mathbf{X} are also taken into account. Since then, this point of view along with its numerous instantiations within different model classes has become a standard part of statistical nomenclature. Importantly, Granger’s perspective is indeed formally equivalent to the conditional independence test underlying the general approach taken in this work. The original development of these ideas began with [21, 22], and a broader discussion of causality and related terminology in the context of time series can be found, e.g., in the text [35].

2 Causal conditional directed information

2.1 Basic definitions

Let X be a discrete random variable with values in a finite set A and probability mass function $P_X(x) = \mathbb{P}(X = x)$, $x \in A$. The entropy of X is $H(X) = H(P_X) = -\sum_{x \in A} P_X(x) \log P_X(x)$, where ‘log’ denotes the natural logarithm throughout the paper. The conditional entropy $H(X|Y)$ of X given Y is $H(X|Y) = H(X, Y) - H(Y)$, the mutual information is defined as in (1), and the conditional mutual information between X and Y given Z is,

$$I(X; Y|Z) = H(X|Z) + H(Y|Z) - H(X, Y|Z).$$

The relative entropy between two probability mass functions P, Q on the same alphabet A is, $D(P||Q) = \sum_{x \in A} P(x) \log[P(x)/Q(x)]$. We write X_i^j for a vector of random variables $(X_i, X_{i+1}, \dots, X_j)$, $i \leq j$, and similarly $a_i^j = (a_i, a_{i+1}, \dots, a_j) \in A^{j-i+1}$, for a string of symbols from a finite set A . The causal conditional entropy $H(Y_1^n || Z_1^n)$ between two blocks of random variables Y_1^n and Z_1^n is defined as,

$$H(Y_1^n || Z_1^n) = \sum_{i=1}^n H(Y_i | Y_1^{i-1}, Z_1^i),$$

and the corresponding causal conditional entropy rate between the processes $\mathbf{Y} = \{Y_n\}$ and $\mathbf{Z} = \{Z_n\}$ is,

$$H(\mathbf{Y} || \mathbf{Z}) = \lim_{n \rightarrow \infty} \frac{1}{n} H(Y_1^n || Z_1^n),$$

whenever the limit exists.

2.2 The CCDI rate of Markov chains

Suppose $\mathbf{X} = \{X_n\}$, $\mathbf{Y} = \{Y_n\}$ and $\mathbf{Z} = \{Z_n\}$ are three arbitrary random processes, with values in the finite alphabets A , B and C respectively. Recall the definitions of the causal conditional directed information (CCDI) and the CCDI rate from \mathbf{X} to \mathbf{Y} causally conditioned on \mathbf{Z} in (4) and (7), respectively.

Our first result provides conditions under which the CCDI rate exists and can be expressed in a finite-dimensional form; its proof is given in Appendix A.1.

Proposition 2.1 (CCDI rate) *Suppose $\{(X_n, Y_n, Z_n)\}$ is an irreducible and aperiodic Markov chain of order no larger than $k \geq 1$. Let $(X_{-k+1}^0, Y_{-k+1}^0, Z_{-k+1}^0)$ have an arbitrary initial distribution, and write $\{(\bar{X}_n, \bar{Y}_n, \bar{Z}_n)\}$ for the stationary version of $\{(X_n, Y_n, Z_n)\}$. Then:*

- (i) *The causal conditional entropy rate $H(\mathbf{Y} || \mathbf{Z})$ exists and it equals,*

$$H(\mathbf{Y} || \mathbf{Z}) = \lim_{n \rightarrow \infty} \frac{1}{n} H(\bar{Y}_1^n || \bar{Z}_1^n). \quad (9)$$

- (ii) *The CCDI rate $I(\mathbf{X} \rightarrow \mathbf{Y} || \mathbf{Z})$ exists and it equals,*

$$I(\mathbf{X} \rightarrow \mathbf{Y} || \mathbf{Z}) = H(\mathbf{Y} || \mathbf{Z}) - H(\bar{Y}_0 | \bar{Y}_{-k}^{-1}, \bar{X}_{-k}^0, \bar{Z}_{-k}^0).$$

- (iii) *If $\{(Y_n, Z_n)\}$ is also a Markov chain of order no larger than k , then $I(\mathbf{X} \rightarrow \mathbf{Y} || \mathbf{Z})$ further simplifies to,*

$$I(\mathbf{X} \rightarrow \mathbf{Y} || \mathbf{Z}) = I(\bar{Y}_0; \bar{X}_{-k}^0 | \bar{Y}_{-k}^{-1}, \bar{Z}_{-k}^0).$$

Before proceeding with our main theoretical results, some remarks are in order. First, we note that the CCDI rate admits important operational interpretations. If $\{(X_n, Y_n, Z_n)\}$ and $\{(Y_n, Z_n)\}$ are both stationary k th order Markov chains then, by the data processing property of conditional mutual information [13] and Proposition 2.1 (iii), we have,

$$I(\mathbf{X} \rightarrow \mathbf{Y} \| \mathbf{Z}) = I(Y_0; X_{-k}^0 | Y_{-k}^{-1}, Z_{-k}^0) = I(Y_0; X_{-\infty}^0 | Y_{-\infty}^{-1}, Z_{-\infty}^0).$$

Therefore, the CCDI rate in this case is zero if and only if each Y_i is conditionally independent of the past $X_{-\infty}^i$ of the \mathbf{X} process, given its own past $Y_{-\infty}^{i-1}$ and the values $Z_{-\infty}^i$ up to time i of the potentially confounding process \mathbf{Z} . This validates our intuition that the CCDI rate is only zero in the absence of causal conditional influence, and it also naturally leads to the problem of estimating the CCDI rate.

In fact, we argue that an estimate of $I(\bar{Y}_0; \bar{X}_{-k}^0 | \bar{Y}_{-k}^{-1}, \bar{Z}_{-k}^0)$ is a useful statistic even if it is not equal to the CCDI rate $I(\mathbf{X} \rightarrow \mathbf{Y} \| \mathbf{Z})$. Consider a general stationary Markov chain $\{(X_n, Y_n, Z_n)\}$, but without any further assumptions on $\{(Y_n, Z_n)\}$, so that,

$$I(Y_0; X_{-k}^0 | Y_{-k}^{-1}, Z_{-k}^0) = I(Y_0; X_{-\infty}^0 | Y_{-k}^{-1}, Z_{-k}^0) \geq I(Y_0; X_{-\infty}^0 | Y_{-\infty}^{-1}, Z_{-\infty}^0).$$

Here, the quantity $I(Y_0; X_{-k}^0 | Y_{-k}^{-1}, Z_{-k}^0)$ is not equal to the CCDI rate $I(\mathbf{X} \rightarrow \mathbf{Y} \| \mathbf{Z})$, but being able to estimate its value may still offer useful evidence for the temporally causal influence of \mathbf{X} on \mathbf{Y} causally conditioned on \mathbf{Z} . For example, knowing that $I(Y_0; X_{-k}^0 | Y_{-k}^{-1}, Z_{-k}^0)$ is “significantly far” from zero, would still provide strong evidence for the fact that \mathbf{X} has a temporally causal influence on \mathbf{Y} causally conditioned on \mathbf{Z} .

2.3 CCDI rate estimation

Let $(X_{-k+1}^n, Y_{-k+1}^n, Z_{-k+1}^n)$ be a random sample from the joint process $\{(X_n, Y_n, Z_n)\}$. The joint empirical distribution induced by this sample on $A^{k+1} \times B^{k+1} \times C^{k+1}$ is,

$$\hat{P}_{X_{-k}^0, Y_{-k}^0, Z_{-k}^0, n}(a_0^k, b_0^k, c_0^k) = \frac{1}{n} \sum_{i=1}^n \mathbb{I}_{\{X_{i-k}^i = a_0^k, Y_{i-k}^i = b_0^k, Z_{i-k}^i = c_0^k\}}, \quad (10)$$

for all $a_0^k \in A^{k+1}$, $b_0^k \in B^{k+1}$ and $c_0^k \in C^{k+1}$. In view of Proposition 2.1, we can then define the *plug-in estimator* for the CCDI rate $I(\mathbf{X} \rightarrow \mathbf{Y} \| \mathbf{Z})$ by:

$$\hat{I}_n^{(k)}(\mathbf{X} \rightarrow \mathbf{Y} \| \mathbf{Z}) = I(\hat{Y}_0; \hat{X}_{-k}^0 | \hat{Y}_{-k}^{-1}, \hat{Z}_{-k}^0), \quad \text{where } (X_{-k}^0, Y_{-k}^0, Z_{-k}^0) \sim \hat{P}_{X_{-k}^0, Y_{-k}^0, Z_{-k}^0, n}. \quad (11)$$

If the $(k+1)$ -dimensional chain $\{(X_{n-k}^n, Y_{n-k}^n, Z_{n-k}^n)\}$ is irreducible and aperiodic, then the ergodic theorem for Markov chains [12] implies that the empirical distributions $\hat{P}_{X_{-k}^0, Y_{-k}^0, Z_{-k}^0, n}$ converge almost surely (a.s.) to the true underlying marginals $P_{\bar{X}_{-k}^0, \bar{Y}_{-k}^0, \bar{Z}_{-k}^0}$, as $n \rightarrow \infty$, and therefore, the plug-in estimator $\hat{I}_n^{(k)}(\mathbf{X} \rightarrow \mathbf{Y} \| \mathbf{Z})$ also converges a.s. to the desired value $I(\bar{Y}_0; \bar{X}_{-k}^0 | \bar{Y}_{-k}^{-1}, \bar{Z}_{-k}^0)$. Its finer asymptotic behavior is described in our two main theoretical results, stated next.

Theorem 2.2 (Asymptotic normality) *Suppose $\{(X_n, Y_n, Z_n)\}$ is an irreducible and aperiodic Markov chain of order no larger than $k \geq 1$, with values in the finite alphabet $A \times B \times C$ and with an arbitrary initial distribution. Assume that the bivariate process $\{(Y_n, Z_n)\}$ is also a Markov chain of order no larger than $k \geq 1$.*

If \mathbf{X} does not have a temporally causal influence on \mathbf{Y} causally conditioned on \mathbf{Z} , equivalently, if the CCDI rate $I(\mathbf{X} \rightarrow \mathbf{Y} \parallel \mathbf{Z}) > 0$, then,

$$\sqrt{n} \left[\hat{I}_n^{(k)}(\mathbf{X} \rightarrow \mathbf{Y} \parallel \mathbf{Z}) - I(\mathbf{X} \rightarrow \mathbf{Y} \parallel \mathbf{Z}) \right] \xrightarrow{\mathcal{D}} N(0, \sigma^2), \quad \text{as } n \rightarrow \infty, \quad (12)$$

where the variance σ^2 is given by the following limit, which exists and is finite:

$$\sigma^2 = \lim_{n \rightarrow \infty} \frac{1}{n} \text{Var} \left\{ \sum_{i=1}^n \log \left(\frac{P_{\bar{X}_{-k}^0, \bar{Y}_0 | \bar{Y}_{-k}^{-1}, \bar{Z}_{-k}^0}(X_{i-k}^i, Y_i | Y_{i-k}^{i-1}, Z_{i-k}^i)}{P_{\bar{Y}_0 | \bar{Y}_{-k}^{-1}, \bar{Z}_{-k}^0}(Y_i | Y_{i-k}^{i-1}, Z_{i-k}^i) P_{\bar{X}_{-k}^0 | \bar{Y}_{-k}^{-1}, \bar{Z}_{-k}^0}(X_{i-k}^i | Y_{i-k}^{i-1}, Z_{i-k}^i)} \right) \right\}.$$

Theorem 2.2 is proved in Appendix A.2, where a slightly stronger result is in fact established: Without the assumption that the bivariate process $\{(Y_n, Z_n)\}$ is also a Markov chain, we prove (12) with $I(\bar{Y}_0; \bar{X}_{-k}^0 | \bar{Y}_{-k}^{-1}, \bar{Z}_{-k}^0)$ in place of $I(\mathbf{X} \rightarrow \mathbf{Y} \parallel \mathbf{Z})$. The result of the theorem then follows from this in combination with Proposition 2.1 (iii).

An analogously more general version of Theorem 2.3 is proved in Appendix A.3.

Theorem 2.3 (χ^2 convergence) Let $\{(X_n, Y_n, Z_n)\}$ be a Markov chain of order no larger than $k \geq 1$ with an all positive transition matrix Q on the finite alphabet $A \times B \times C$,

$$\begin{aligned} & Q(a_k, b_k, c_k | a_0^{k-1}, b_0^{k-1}, c_0^{k-1}) \\ &= \mathbb{P}(X_n = a_k, Y_n = b_k, Z_n = c_k | X_{n-k}^{n-1} = a_0^{k-1}, Y_{n-k}^{n-1} = b_0^{k-1}, Z_{n-k}^{n-1} = c_0^{k-1}) > 0, \end{aligned}$$

for all $a_0^k \in A^{k+1}$, $b_0^k \in B^{k+1}$ and $c_0^k \in C^{k+1}$, and with an arbitrary initial distribution. Assume that the bivariate process $\{(Y_n, Z_n)\}$ is also a Markov chain of order no larger than $k \geq 1$.

If $I(\mathbf{X} \rightarrow \mathbf{Y} \parallel \mathbf{Z}) = 0$, then,

$$2n \hat{I}_n^{(k)}(\mathbf{X} \rightarrow \mathbf{Y} \parallel \mathbf{Z}) \xrightarrow{\mathcal{D}} \chi^2 \left(\ell^k t^{k+1} (m^{k+1} - 1)(\ell - 1) \right), \quad \text{as } n \rightarrow \infty, \quad (13)$$

where $m = |A|$, $\ell = |B|$ and $t = |C|$ are the sizes of the alphabets A, B and C respectively.

The most important observation from the results of Theorems 2.2 and 2.3 is the dichotomy in the rate of convergence in the cases of presence and absence of causal conditional influence. If \mathbf{X} does not have a temporally causal influence on \mathbf{Y} causally conditioned \mathbf{Z} or, equivalently, if $I(\mathbf{X} \rightarrow \mathbf{Y} \parallel \mathbf{Z}) = 0$, then the plug-in estimator $\hat{I}_n^{(k)}(\mathbf{X} \rightarrow \mathbf{Y} \parallel \mathbf{Z})$ converges to zero at a rate $O(1/n)$. On the other hand, if such causal conditional influence is present, then the plug-in estimator $\hat{I}_n^{(k)}(\mathbf{X} \rightarrow \mathbf{Y} \parallel \mathbf{Z})$ converges to the CCDI rate $I(\mathbf{X} \rightarrow \mathbf{Y} \parallel \mathbf{Z})$ at the slower rate of $O(1/\sqrt{n})$.

Note that Theorem 2.3 is stated under the assumption that all the elements of the transition matrix of the joint process $\{(X_n, Y_n, Z_n)\}$ are nonzero. This is strictly stronger than the irreducibility and aperiodicity assumption in Theorem 2.2. Although we will not prove this here, the positivity assumption can be significantly relaxed; for example, [9, Theorem 5.2] gives weaker conditions under which the same conclusions can be obtained, e.g., by considering classes of ergodic chains whose transition matrices are allowed to contain zero probabilities at the same state transitions.

As it turns out, the proof of Theorem 2.2 can be extended to provide bounds on the a.s. and L^1 convergence rate of the estimator $\hat{I}_n^{(k)}(\mathbf{X} \rightarrow \mathbf{Y} \parallel \mathbf{Z})$. These are stated in the corollary below, and proved in Appendix 2.4. In fact, in view of the discussion and the earlier results in [32, 38], the L^1 rate of convergence of the plug-in estimator is optimal among all L^1 -consistent estimators of the CCDI rate.

Corollary 2.4 *Let $\{(X_n, Y_n, Z_n)\}$ be an irreducible and aperiodic Markov chain of order no larger than $k \geq 1$, with an arbitrary initial distribution. As $n \rightarrow \infty$, the plug-in estimator satisfies:*

$$\hat{I}_n^{(k)}(\mathbf{X} \rightarrow \mathbf{Y} \parallel \mathbf{Z}) - I(\bar{Y}_0; \bar{X}_{-k}^0 | \bar{Y}_{-k}^{-1}, \bar{Z}_{-k}^0) = O\left(\sqrt{\frac{\log \log n}{n}}\right) \quad a.s., \quad (14)$$

$$\mathbb{E} \left[\left| \hat{I}_n^{(k)}(\mathbf{X} \rightarrow \mathbf{Y} \parallel \mathbf{Z}) - I(\bar{Y}_0; \bar{X}_{-k}^0 | \bar{Y}_{-k}^{-1}, \bar{Z}_{-k}^0) \right| \right] = O\left(\frac{1}{\sqrt{n}}\right). \quad (15)$$

Efficiency. In addition to achieving the optimal $O(1/\sqrt{n})$ rate in L^1 , the CCDI estimator $\hat{I}_n^{(k)}(\mathbf{X} \rightarrow \mathbf{Y} \parallel \mathbf{Z})$ is in fact *efficient*, in that its asymptotic variance in (12) of Theorem 2.2 is minimal. To see that, first we recall that the maximum likelihood estimates (MLEs) $\hat{P}_{X_{-k}^0, Y_{-k}^0, Z_{-k}^0, n}$ of the parameters of the chain $\{(X_n, Y_n, Z_n)\}$ are themselves efficient [26]; see the proof of Proposition 2.5 for the fact that these \hat{P} are indeed MLEs. And since the MLE is functionally equivariant, cf. [42, 50], the estimator $\hat{I}_n^{(k)}(\mathbf{X} \rightarrow \mathbf{Y} \parallel \mathbf{Z})$ is also efficient, as a function of the MLEs \hat{P} .

2.4 Testing for causal conditional influence

Consider the problem of testing whether or not the time series samples generated by the process \mathbf{X} have a temporally causal influence on \mathbf{Y} , causally conditioned on the samples \mathbf{Z} . In the present context, this corresponds to testing the null hypothesis that each random variable Y_i is conditionally independent of X_{i-k}^i given Y_{i-k}^{i-1} and Z_{i-k}^i , within the larger hypothesis that the joint process $\{(X_n, Y_n, Z_n)\}$ is a k th order Markov chain on $A \times B \times C$, with all positive transitions. Without loss of generality, we take the alphabets of \mathbf{X}, \mathbf{Y} and \mathbf{Z} to be $A = \{1, 2, \dots, m\}$, $B = \{1, 2, \dots, \ell\}$ and $C = \{1, 2, \dots, t\}$ respectively.

Formally, each positive transition matrix $Q = Q_\theta$ for the process $\{(X_n, Y_n, Z_n)\}$ can be indexed by a parameter vector θ taking values in an $m^k \ell^k t^k (m\ell t - 1)$ -dimensional open set Θ ; see the proof of Theorem 2.3 in Appendix A.3 for explicit details. The null hypothesis corresponding to each Y_i being conditionally independent of X_{i-k}^i given Y_{i-k}^{i-1} and Z_{i-k}^i , is described by transition matrices Q_θ that can be expressed as,

$$Q_\theta(a_0, b_0, c_0 | a_{-k}^{-1}, b_{-k}^{-1}, c_{-k}^{-1}) = Q_\theta^{x,z}(a_0, c_0 | a_{-k}^{-1}, b_{-k}^{-1}, c_{-k}^{-1}) Q_\theta^y(b_0 | b_{-k}^{-1}, c_{-k}^0). \quad (16)$$

This collection of transition matrices can be indexed by parameters in a lower-dimensional parameter set Φ that can be embedded in Θ via a map $h : \Phi \rightarrow \Theta$, with the property that all $Q_{h(\phi)}$ satisfy the conditional independence property in (16).

We employ a classical likelihood ratio for testing the null hypothesis Φ within the general model Θ . The log-likelihood $L_n(X_{-k+1}^n, Y_{-k+1}^n, Z_{-k+1}^n; \theta)$ of the sample $(X_{-k+1}^n, Y_{-k+1}^n, Z_{-k+1}^n)$ under the distribution corresponding to θ can be expressed as,

$$\begin{aligned} L_n(X_{-k+1}^n, Y_{-k+1}^n, Z_{-k+1}^n; \theta) &= \log[\mathbb{P}_\theta(X_1^n, Y_1^n, Z_1^n | X_{-k+1}^0, Y_{-k+1}^0, Z_{-k+1}^0)] \\ &= \log\left(\prod_{i=1}^n Q_\theta(X_i, Y_i, Z_i | X_{i-k}^{i-1}, Y_{i-k}^{i-1}, Z_{i-k}^{i-1})\right), \end{aligned} \quad (17)$$

where \mathbb{P}_θ denotes the law of the k th order Markov process $\{(X_n, Y_n, Z_n)\}$ with transition matrix Q_θ . Then the likelihood ratio test statistic is the difference:

$$\Delta_n = 2 \left\{ \max_{\theta \in \Theta} L_n(X_{-k+1}^n, Y_{-k+1}^n, Z_{-k+1}^n; \theta) - \max_{\phi \in \Phi} L_n(X_{-k+1}^n, Y_{-k+1}^n, Z_{-k+1}^n; h(\phi)) \right\}. \quad (18)$$

For our purposes, a key observation is that the statistics Δ_n is exactly equal to $2n$ times the plug-in estimator $\hat{I}_n^{(k)}(\mathbf{X} \rightarrow \mathbf{Y} \parallel \mathbf{Z})$. Proposition 2.5 is proved in Appendix A.5.

Proposition 2.5 *Under the assumptions of Theorem 2.3, and in the notation of this section:*

$$\Delta_n = 2n\hat{I}_n^{(k)}(\mathbf{X} \rightarrow \mathbf{Y} \parallel \mathbf{Z}).$$

Under the null hypothesis, that is, when $I(\bar{Y}_0; \bar{X}_{-k}^0 | \bar{Y}_{-k}^{-1}, \bar{Z}_{-k}^0) = 0$, Theorem 2.3 states that the distribution of Δ_n is approximately χ^2 with $\ell^k t^{k+1} (m^{k+1} - 1)(\ell - 1)$ degrees of freedom. Importantly, this limiting distribution does *not* depend on the distribution of the underlying process $\{(X_n, Y_n, Z_n)\}$, except through the alphabet sizes m, ℓ, t and the memory length k . Therefore, as with classical likelihood-ratio tests, we can decide whether or not the data offer strong enough evidence to reject the null hypothesis by examining the value of Δ_n . In particular, if the p -value given by the probability of the tail $[\Delta_n, \infty)$ of the asymptotic χ^2 distribution is below a certain threshold α , then the null hypothesis of causal conditional influence can be rejected at the significance level α .

3 Results on simulated data

We examine the performance of the hypothesis testing framework described in Section 2.4 on a simulated data set. As mentioned in the Introduction, we also take this opportunity to illustrate the performance of the simpler temporal causality test developed in [38] where no potential confounder was present. Indeed, in the absence of a confounding process \mathbf{Z} , the plug-in estimator $\hat{I}_n^{(k)}(\mathbf{X} \rightarrow \mathbf{Y} \parallel \mathbf{Z})$ in (11) reduces to the simpler estimator $\hat{I}_n^{(k)}(\mathbf{X} \rightarrow \mathbf{Y})$ in [38]. Similarly, taking the alphabet size $t = |\mathcal{C}|$ of the \mathbf{Z} process to be equal to 1, the χ^2 -convergence in Theorem 2.3 reduces to the special case obtained in [38, Theorem 3.2 (ii)].

We call the resulting test for the presence of temporally causal influence of \mathbf{X} on \mathbf{Y} the *unconditional causality* (UC) test. Similarly, we call the test of Section 2.4 for temporally causal influence of \mathbf{X} on \mathbf{Y} in the causal presence of \mathbf{Z} the *conditional causality* (CC) test.

We will examine the performance of both tests on data generated from the following process $\{(X_n, Y_n, Z_n)\}$. Let $\{X_n\}$ be a second order, binary Markov chain, with transition probabilities,

$$\begin{aligned} \mathbb{P}(X_n = 0 | X_{n-1} = 0, X_{n-2} = 0) &= 0.3, & \mathbb{P}(X_n = 0 | X_{n-1} = 0, X_{n-2} = 1) &= 0.6, \\ \mathbb{P}(X_n = 0 | X_{n-1} = 1, X_{n-2} = 0) &= 0.8, & \mathbb{P}(X_n = 0 | X_{n-1} = 1, X_{n-2} = 1) &= 0.1, \end{aligned}$$

and let $\{Z_n\}$ to be an independent and identically distributed (i.i.d.) sequence of Bern(1/2) variables, independent of $\{X_n\}$. Then we define $Y_n = X_n + Z_{n-3} + W_n \pmod{2}$, for all n , where $\{W_n\}$ are i.i.d. Bern(p) with $p = 0.01$, independent of $\{X_n\}$ and $\{Z_n\}$.

UC test. It is easy to see that, by construction, the bivariate process $\{(X_n, Y_n)\}$ is a second order Markov chain and, moreover, that \mathbf{X} does *not* have a temporally causal influence on \mathbf{Y} so the null conditional independence hypothesis should not be rejected in this case.

With a sample of length $N = 2 \times 10^5$ from $\{(X_n, Y_n)\}$, the results of the UC test for whether \mathbf{X} has a temporally causal influence on \mathbf{Y} within the class of Markov chains of order $k = 0, 1, 2, 3, 4$, and 5, are shown in Table 1. We observe that, as expected (and also as desired), the null is not rejected for any k . The same test was repeated with shorter sample sizes, giving similar results.

Using 10000 repetitions of the test on samples of length $N = 3 \times 10^4$, the empirical distribution of the statistic Δ_n was estimated as shown in Figure 1 to be in close agreement with the theoretically predicted $\chi^2(6)$ limiting distribution.

Markov depth k	0	1	2	3	4	5
Number of DoF	1	6	28	120	496	2016
Statistic Δ_n	0.5	2.2	28.6	118.1	491.5	2047.3
p -value	0.46	0.90	0.43	0.53	0.55	0.31
Reject H_0 at 5% level	No	No	No	No	No	No

Table 1: Results of the UC test with different Markov orders k , on $N = 2 \times 10^5$ samples.

CC test. The joint process $\{(X_n, Y_n, Z_n)\}$ described above is easily seen to be a Markov chain of order 3. Interestingly, within the class of Markov chains of order k , \mathbf{X} *does* have a temporally causal influence on \mathbf{Y} causally conditioned on \mathbf{Z} for all $k \geq 3$, and it does *not* for $k \leq 2$. Therefore, we expect the CC test to reject the null for $k \geq 3$, and to not reject it for $k \leq 2$.

Using a sample length $N = 2 \times 10^5$, the results of the CC test for Markov orders $0 \leq k \leq 5$ are shown in Table 2. As can be seen there, the null hypothesis is not rejected for values of $k \leq 2$, while it is rejected (and quite decisively) for $k \geq 3$. As noted above, this is in perfect agreement with the nature of the data.

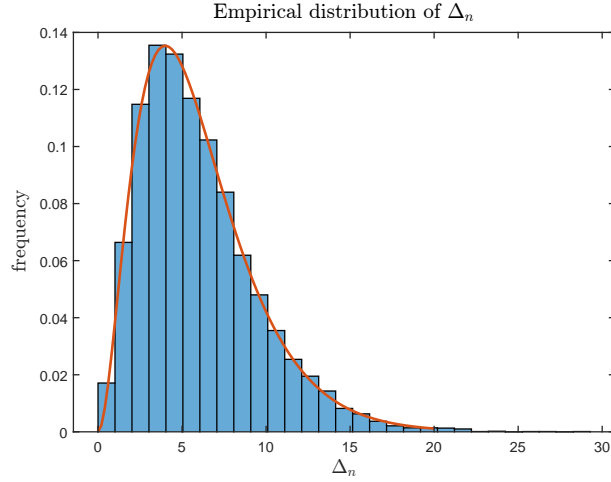


Figure 1: Histogram approximation of the distribution of the statistics Δ_n based on 10000 repetitions of the UC test on samples of length $N = 3 \times 10^4$. The red curve shows the density of the theoretically predicted limiting $\chi^2(6)$ distribution.

Markov depth k	0	1	2	3	4	5
Number of DoF	2	24	224	1920	15872	129024
Statistic Δ_n	0.6	13.3	228.2	2.5×10^5	2.5×10^5	1.9×10^5
p -value	0.74	0.96	0.41	$< 10^{-4}$	$< 10^{-4}$	$< 10^{-4}$
Reject H_0 at 5% level	No	No	No	Yes	Yes	Yes

Table 2: Results of the CC test with different Markov orders k , on $N = 2 \times 10^5$ samples.

The drastically different behavior of the CC test between the two ‘boundary’ cases is illustrated in Figures 2 and 3. Figure 2 shows the behavior of the plug-in estimator $\hat{I}_n^{(k)}(\mathbf{X} \rightarrow \mathbf{Y} \parallel \mathbf{Z})$, the statistic Δ_n , and the corresponding p -value, as the sample size increases from $n = 1$ to $n = 10000$, in four independent repetitions of the same experiment with $k = 3$. As predicted by Theorem 2.2, the plug-in estimator $\hat{I}_n^{(k)}(\mathbf{X} \rightarrow \mathbf{Y} \parallel \mathbf{Z})$ converges to the true value $I(\mathbf{X} \rightarrow \mathbf{Y} \parallel \mathbf{Z}) \approx 0.6103$ as n increases, and the value of the test statistic grows with n . As a result, for n between roughly 1500 and 1650 the corresponding p -value drops sharply to values very close to zero, indicating that the conditional independence hypothesis be (correctly) rejected, as indeed in this case \mathbf{X} does have a temporally causal influence on \mathbf{Y} causally conditioned on \mathbf{Z} .

By contrast, when the Markov order $k = 2$, the results shown Figure 3 indicate very different behavior. The statistic Δ_n neither increases nor does it converge to a specific value with n , in agreement with Theorem 2.3 which predicts that it converges to a non-degenerate χ^2 distribution. Moreover, the p -value stays significantly away from zero in almost all cases, indicating that the conditional independence hypothesis cannot be rejected in this case, as indeed this conditional independence is present in the data.

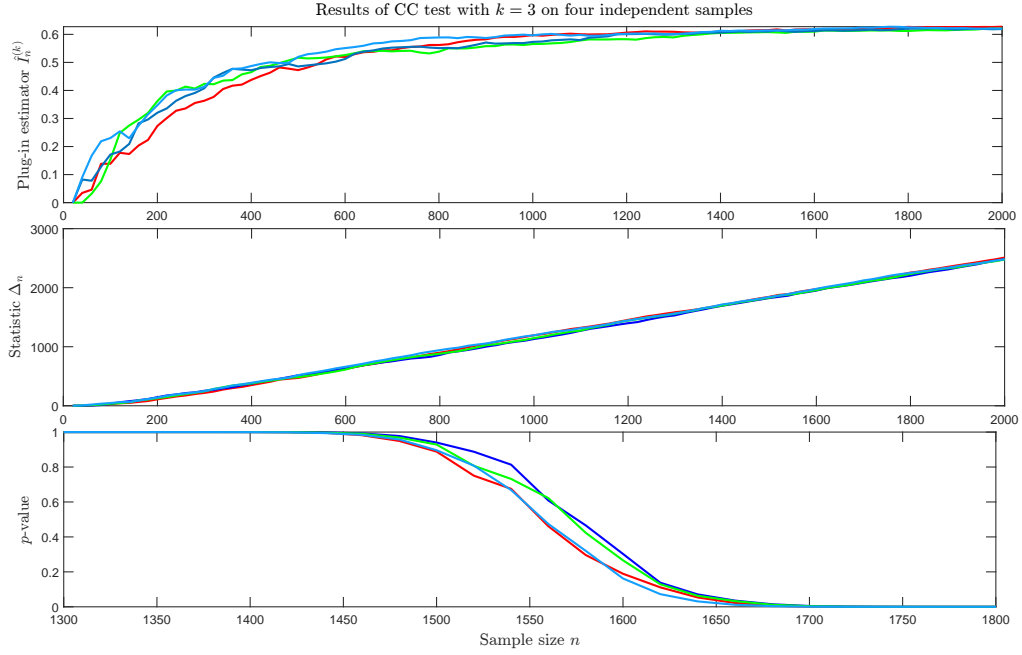


Figure 2: Results of four independent repetitions of the CC test with Markov order $k = 3$. Plotted are the values of the plug-in estimator $\hat{I}_n^{(k)}(\mathbf{X} \rightarrow \mathbf{Y} \parallel \mathbf{Z})$, the statistic Δ_n , and the corresponding p -value, as functions of the sample size n . The p -value quickly decreases towards zero, correctly indicating the presence of temporally causal influence of \mathbf{X} on \mathbf{Y} causally conditioned on \mathbf{Z} .

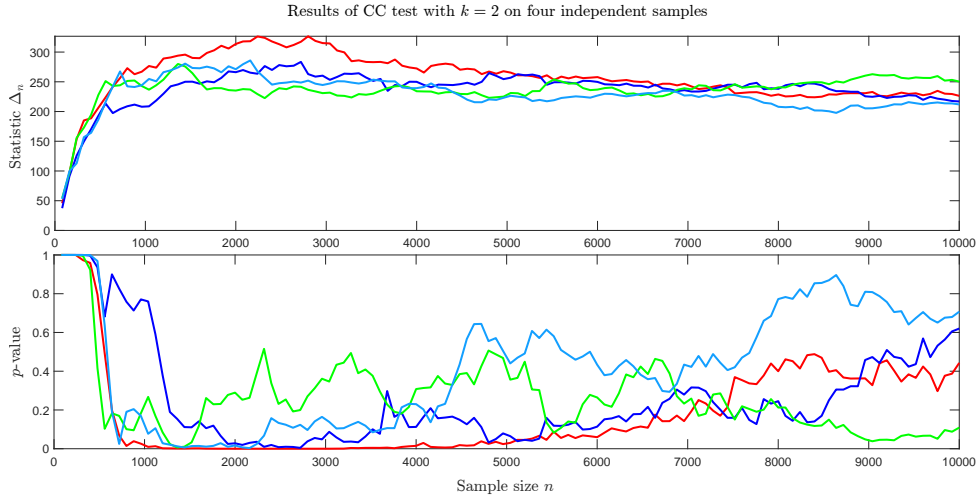


Figure 3: Results of four independent repetitions of the CC test with Markov order $k = 2$. Plotted are the values of the statistic Δ_n and the corresponding p -value as functions of the sample size n . The p -value stays mostly away from zero, and the conditional independence hypothesis is not rejected as indeed there is no temporally causal influence of \mathbf{X} on \mathbf{Y} causally conditioned on \mathbf{Z} present in the data.

4 Experimental results on neural spike trains

Here we revisit a data set consisting of neural spike trains recorded from awake behaving monkeys. The objective of the original study was to investigate the neural mechanisms that underlie spatial attention; see [28, 27] for detailed descriptions of the relevant experiments and the data acquisition process. Specifically, we examine simultaneous recordings of spike trains of individual neurons in the frontal eye field (FEF), an area in the prefrontal cortex, and area V4 in the visual cortex. The spike trains are quantized into 1 millisecond (ms) bins, to form discrete-time, binary-valued time series.

The data set consists of single neurons’ responses, recorded using multiple electrodes across 138 experimental sessions. For the purpose of this analysis, we only consider pairs of neurons across FEF and V4 that were recorded concurrently during a single experimental session. In each session, 8 different task epochs were repeated in a specific order (onset of fixation, onset of visual stimuli, onset of instruction cue on which stimulus to attend, onset of distractor color change, onset of target color change, etc.) and each sequence was considered as an experimental trial. Neuronal responses from different trials within a session were concatenated and the resulting spike trains had variable lengths in the order of 5×10^6 ms. The different task epochs were also recorded simultaneously with the spike trains, enabling the generation of a binary time series of ‘events’ at a resolution of 1 ms, with a ‘1’ signifying the ‘cue onset’ epoch, and ‘0’ signifying all other epochs; see [28, 27] for an extensive discussion of the experimental procedure.

Previous studies suggested that discrete-time estimates of directional coupling using temporal binning of spike data can result in estimation biases [49]. This was mainly evident using time bin widths of 0.1 s or larger and spike train lengths in the order of 10^3 s or shorter. We chose a fine discretization of 1 ms, that is two orders of magnitude smaller, which takes into account the minimum refractory period of neuronal firing and results in no loss of information. Given that conduction and synaptic delays for monosynaptic connections in the brain are in the order of 5–10 ms, the enhanced temporal resolution that preserves the statistics of the spike train is of utmost importance to detect significant dependencies in real data from spiking activity. Moreover, the use of such short time bins together with long spike trains in the order of 5×10^6 ms in our study, should result in minimal estimation biases. It has also been noted that since structure in spike trains is often in the order of tens or several hundred milliseconds, using such a fine binning will result in impractically large history dependencies [60]. However, in our study, we are looking at dependencies between monosynaptically connected brain regions with latencies of information transfer in the order of 10 ms [28]. Larger temporal history dependencies in spike trains across brain regions would be hard to interpret biologically and are beyond the scope of this work.

Broadly speaking, our goal here is to examine whether neurons in one of the two brain regions (V4 and FEF) have a temporally causal influence on neurons in the other. To that end, we employ the hypothesis tests described in the previous sections in three different settings.

A. Causal influence $V4 \rightarrow FEF$ or $FEF \rightarrow V4$. First we examine the presence of temporally causal influences between individual neurons, based on the unconditional causality test UC outlined in Section 3, with $k = 2$. Specifically, we consider 344 pairs of simultaneously recorded spike trains $\{(X_n, Y_n)\}$, with $\{X_n\}$ being the spike train of a neuron in one region and $\{Y_n\}$ the spike train of a simultaneously recorded neuron in the other region.

From these 344 hypothesis tests, 85 pairs of neurons were identified where temporally causal influence was present, with the null being rejected at a 5% significance level. In most cases, whenever causal influence $X \rightarrow Y$ was detected, the same was found in the reverse direction, $Y \rightarrow X$, indicating that, typically, causal influence occurs in both directions simultaneously between FEF and V4.

The top plot in Figure 4 shows the behavior of the p -value as a function of the sample size, for three pairs of neurons where causal influence was detected, and the bottom plot shows three corresponding examples where it was not. Note that the individual graphs have different lengths as the spike trains considered have varying durations. In almost all of the 344 tests performed we observed a clear dichotomy between two distinct behaviors. The p -value would either decrease quickly to values very close to zero, or it would stay very close to 1.

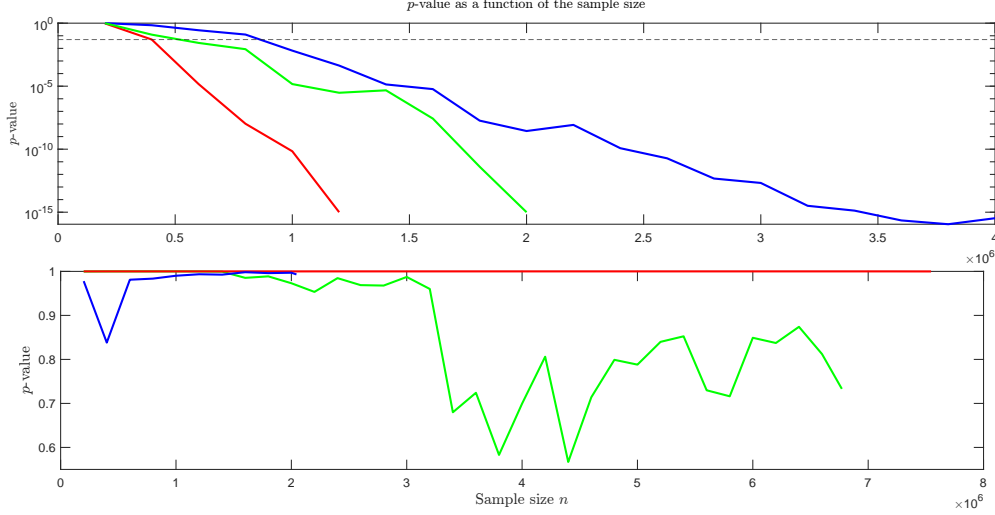


Figure 4: The p -value of the UC test between pairs of neurons, as a function of the sample size. The top plot shows the results in three cases of pairs of neurons where the null was rejected, and the bottom plot shows three cases where it was not. The dotted horizontal line shows the 5% significance level.

B. Causal influence conditional on stimuli. Next we consider the same 344 cases as in A., except now we allow for causal conditioning on the ‘events’ time series $\{Z_n\}$ described above. The conditional causality test CC of Sections 2.4 and 3 was used with $k = 2$. This time, temporally causal influence was identified in only 20 cases at a 5% significance level. This clearly suggests a very significant confounding effect of the events to both the FEF and V4 regions. Moreover, since $20/344$ is approximately 5.8%, even the cases where causal influence appears to be present, the results are not necessarily reliable. Also, as in A., the p -values obtained were either very small, typically $< 10^{-3}$, or almost identically equal to 1.

C. Causal influence conditional on another spike train. Finally, we consider a scenario similar to that in B., except now the potentially confounding process $\{Z_n\}$ is taken to be another spike train from a V4 or FEF neuron. Again, the CC test was performed with $k = 2$. In 228 hypothesis tests, only 4 cases were found where temporally causal influence was present, that is, with the null rejected at a 5% significance level. Once again, as $4/228 \approx 1.6\%$, the cases where causal influence was identified do not represent reliable findings.

Here, the presence of a third neuron’s spike train appears to have an essentially overwhelming confounding effect. This finding is not surprising given the much denser intrinsic synaptic connections among neurons within each brain region compared to between region synaptic density [2]. Based on this, it is expected that within each region the majority of neuronal responses are mainly affected by other neurons within the same region. Substantially fewer connections are found between FEF and V4 [2]. However, the absence of a causal influence between pairs of neurons when other spike trains are taken into account may also reflect the fact that stimuli

impact many neurons within both FEF and V4 simultaneously.

Concluding remarks. The results in this section are mostly illustrative of the hypothesis tests introduced in earlier sections. Further analysis would be required in order to provide conclusive biologically relevant findings, specifically, to fully characterize and identify the causal influences in the FEF and V4 regions. However, our analysis does indicate that the hypothesis testing framework described in this paper can be a useful exploratory tool in this direction. Moreover, the UC and CC tests can be applied in very broad range of applications beyond neuroscience, including time series from meteorology and finance; see, e.g., some of the relevant data sets examined in [36, 44, 43, 37].

Returning to spike train data, we recall that there is a latent time of about 10 ms for a signal to travel from FEF to V4 or vice versa [28]. Therefore, it is natural to ask whether the same instances of temporally causal influence identified here are still present when the \mathbf{Y} process is shifted by 10 ms. Indeed, in 74 out of these 85 pairs of neurons, the presence of causal influence observed persists after this shift.

Acknowledgements

The experimental spike data analyzed in this study were obtained in the Lab of Robert Desimone (NIMH, NIH, U.S.A.). The help of Stephen J. Gotts in the acquisition of these data is gratefully acknowledged. We are also grateful to the Associate Editor and the two anonymous reviewers for their useful comments and suggestions.

A Appendix

A.1 Proof of Proposition 2.1

We find it convenient to first establish the following “stationary” version of Proposition 2.1.

Proposition A.1 *If $\{(X_n, Y_n, Z_n)\}$ is a stationary Markov chain of order no larger than $k \geq 1$, then:*

- (i) *The causal conditional entropy rate $H(\mathbf{Y} \parallel \mathbf{Z})$ exists.*
- (ii) *The CCDI rate $I(\mathbf{X} \rightarrow \mathbf{Y} \parallel \mathbf{Z})$ exists and it equals,*

$$I(\mathbf{X} \rightarrow \mathbf{Y} \parallel \mathbf{Z}) = H(\mathbf{Y} \parallel \mathbf{Z}) - H(Y_0 | Y_{-k}^{-1}, X_{-k}^0, Z_{-k}^0).$$

- (iii) *If $\{(Y_n, Z_n)\}$ is also a Markov chain of order no larger than k , then:*

$$I(\mathbf{X} \rightarrow \mathbf{Y} \parallel \mathbf{Z}) = I(Y_0; X_{-k}^0 | Y_{-k}^{-1}, Z_{-k}^0).$$

PROOF. Notice that,

$$\frac{1}{n} H(Y_1^n \parallel Z_1^n) = \frac{1}{n} \sum_{i=1}^n H(Y_i | Y_1^{i-1}, Z_1^i), \quad (19)$$

where, by stationarity, the summands satisfy,

$$H(Y_i | Y_1^{i-1}, Z_1^i) = H(Y_0 | Y_{-i+1}^{-1}, Z_{-i+1}^0),$$

so they are nonincreasing in i and nonnegative. Therefore, they necessarily converge to a non-negative limit, and the Cesàro averages in (19) converge to the same limit. This proves (i).

For part (ii), first we write,

$$\begin{aligned} H(Y_1^n \parallel X_1^n, Z_1^n) &= \sum_{i=1}^n H(Y_i | Y_1^{i-1}, X_1^i, Z_1^i) \\ &= \sum_{i=1}^k H(Y_i | Y_1^{i-1}, X_1^i, Z_1^i) + \sum_{i=k+1}^n H(Y_i | Y_1^{i-1}, X_1^i, Z_1^i), \end{aligned} \quad (20)$$

so that, by the Markov property and stationarity,

$$H(Y_1^n \parallel X_1^n, Z_1^n) = \sum_{i=1}^k H(Y_i | Y_1^{i-1}, X_1^i, Z_1^i) + \sum_{i=k+1}^n H(Y_i | Y_{i-k}^{i-1}, X_{i-k}^i, Z_{i-k}^i) \quad (21)$$

$$= \sum_{i=1}^k H(Y_i | Y_1^{i-1}, X_1^i, Z_1^i) + (n-k) H(Y_0 | Y_{-k}^{-1}, X_{-k}^0, Z_{-k}^0). \quad (22)$$

Dividing by n and taking the limit $n \rightarrow \infty$, the first term vanishes since the first sum in (22) is bounded, and we obtain,

$$\lim_{n \rightarrow \infty} \frac{1}{n} H(Y_1^n \| X_1^n, Z_1^n) = H(Y_0 | Y_{-k}^{-1}, X_{-k}^0, Z_{-k}^0). \quad (23)$$

Recalling the definitions of the CCDI (5) and CCDI rate (7), and combining them with (23) and the result of part (i), yields (ii).

Finally, if $\{(Y_n, Z_n)\}$ is also a Markov chain of order no larger than k , then proceeding as in (20) and (22), we have,

$$H(Y_1^n \| Z_1^n) = \sum_{i=1}^k H(Y_i | Y_1^{i-1}, Z_1^i) + (n-k) H(Y_0 | Y_{-k}^{-1}, Z_{-k}^0),$$

so that $H(\mathbf{Y} \| \mathbf{Z}) = H(Y_0 | Y_{-k}^{-1}, Z_{-k}^0)$. Substituting this into the result of part (ii), yields,

$$I(\mathbf{X} \rightarrow \mathbf{Y} \| \mathbf{Z}) = H(Y_0 | Y_{-k}^{-1}, Z_{-k}^0) - H(Y_0 | Y_{-k}^{-1}, X_{-k}^0, Z_{-k}^0) = I(Y_0; X_{-k}^0 | Y_{-k}^{-1}, Z_{-k}^0),$$

completing the proof. \square

PROOF OF PROPOSITION 2.1. The ergodicity of the joint process $\{(X_n, Y_n, Z_n)\}$ implies that it is asymptotically mean stationary (AMS) [24], and hence so is the bivariate process $\{(Y_n, Z_n)\}$, as a stationary coding of $\{(X_n, Y_n, Z_n)\}$ [23]. Arguing as in the proof of Proposition A.1 (i), the existence of $H(\mathbf{Y} \| \mathbf{Z})$ and the expression in (9) follow from the general results in [23]. This proves (i).

Again arguing as in the proof of Proposition A.1 (ii), from (21) we have,

$$\begin{aligned} H(Y_1^n \| X_1^n, Z_1^n) &= \sum_{i=1}^k [H(Y_i | Y_1^{i-1}, X_1^i, Z_1^i) - H(Y_i | Y_{i-k}^{i-1}, X_{i-k}^i, Z_{i-k}^i)] \\ &\quad + \sum_{i=1}^n H(Y_i | Y_{i-k}^{i-1}, X_{i-k}^i, Z_{i-k}^i). \end{aligned} \quad (24)$$

The first sum above is bounded over n , and by the ergodicity of $\{(X_n, Y_n, Z_n)\}$ and the fact that conditional entropy is continuous over finite alphabets, the summands in the second sum satisfy, $H(Y_i | Y_{i-k}^{i-1}, X_{i-k}^i, Z_{i-k}^i) \rightarrow H(\bar{Y}_0 | \bar{Y}_{-k}^{-1}, \bar{X}_{-k}^0, \bar{Z}_{-k}^0)$ as $i \rightarrow \infty$. Dividing (24) by n and letting $n \rightarrow \infty$, we therefore have,

$$\frac{1}{n} \sum_{i=1}^n H(Y_i | Y_{i-k}^{i-1}, X_{i-k}^i, Z_{i-k}^i) \rightarrow H(\bar{Y}_0 | \bar{Y}_{-k}^{-1}, \bar{X}_{-k}^0, \bar{Z}_{-k}^0).$$

Combining this with the result of part (i) and the definition of the CCDI rate proves part (ii).

Now suppose $\{(Y_n, Z_n)\}$ is also a Markov chain of order k . Since $\{(X_n, Y_n, Z_n)\}$ is irreducible and aperiodic, hence ergodic, and since (Y_n, Z_n) is trivially a function of (X_n, Y_n, Z_n) , the chain $\{(Y_n, Z_n)\}$ is also irreducible and aperiodic. Arguing as in (ii), we first have,

$$H(Y_1^n \| Z_1^n) = \sum_{i=1}^k [H(Y_i | Y_1^{i-1}, Z_1^i) - H(Y_i | Y_{i-k}^{i-1}, Z_{i-k}^i)] + \sum_{i=1}^n H(Y_i | Y_{i-k}^{i-1}, Z_{i-k}^i),$$

from which it follows that, as $n \rightarrow \infty$,

$$\frac{1}{n} H(Y_1^n \| Z_1^n) \rightarrow H(\bar{Y}_0 | \bar{Y}_{-k}^{-1}, \bar{Z}_{-k}^0).$$

Therefore, in this case $I(\mathbf{X} \rightarrow \mathbf{Y} \parallel \mathbf{Z})$ simplifies to,

$$\begin{aligned} I(\mathbf{X} \rightarrow \mathbf{Y} \parallel \mathbf{Z}) &= H(\mathbf{Y} \parallel \mathbf{Z}) - H(\bar{Y}_0 | \bar{Y}_{-k}^{-1}, \bar{X}_{-k}^0, \bar{Z}_{-k}^0) \\ &= H(\bar{Y}_0 | \bar{Y}_{-k}^{-1}, \bar{Z}_{-k}^0) - H(\bar{Y}_0 | \bar{Y}_{-k}^{-1}, \bar{X}_{-k}^0, \bar{Z}_{-k}^0) \\ &= I(\bar{Y}_0; \bar{X}_{-k}^0 | \bar{Y}_{-k}^{-1}, \bar{Z}_{-k}^0), \end{aligned}$$

establishing (iii) and completing the proof. \square

A.2 Proof of Theorem 2.2

We begin by expressing the plug-in estimator $\hat{I}_n^{(k)}(\mathbf{X} \rightarrow \mathbf{Y} \parallel \mathbf{Z})$ in a more complex-looking but more manageable form. Recall the definitions of the empirical distribution $\hat{P}_{X_{-k}^0, Y_{-k}^0, Z_{-k}^0, n}$ and of the plug-in estimator $\hat{I}_n^{(k)}(\mathbf{X} \rightarrow \mathbf{Y} \parallel \mathbf{Z})$, in equations (10) and (11) respectively. Expanding the definitions we have,

$$\begin{aligned} \hat{I}_n^{(k)}(\mathbf{X} \rightarrow \mathbf{Y} \parallel \mathbf{Z}) &= I(\hat{Y}_0; \hat{X}_{-k}^0 | \hat{Y}_{-k}^{-1}, \hat{Z}_{-k}^0) \\ &= H(\hat{Y}_0 | \hat{Y}_{-k}^{-1}, \hat{Z}_{-k}^0) - H(\hat{Y}_0 | \hat{X}_{-k}^0, \hat{Y}_{-k}^{-1}, \hat{Z}_{-k}^0) \\ &= - \sum_{b_0^k, c_0^k} \hat{P}_{Y_{-k}^0, Z_{-k}^0, n}(b_0^k, c_0^k) \log \left(\frac{\hat{P}_{Y_{-k}^0, Z_{-k}^0, n}(b_0^k, c_0^k)}{\hat{P}_{Y_{-k}^{-1}, Z_{-k}^0, n}(b_0^{k-1}, c_0^k)} \right) \\ &\quad + \sum_{a_0^k, b_0^k, c_0^k} \hat{P}_{X_{-k}^0, Y_{-k}^0, Z_{-k}^0, n}(a_0^k, b_0^k, c_0^k) \log \left(\frac{\hat{P}_{X_{-k}^0, Y_{-k}^0, Z_{-k}^0, n}(a_0^k, b_0^k, c_0^k)}{\hat{P}_{X_{-k}^0, Y_{-k}^{-1}, Z_{-k}^0, n}(a_0^k, b_0^{k-1}, c_0^k)} \right), \end{aligned}$$

and, omitting the arguments (a_0^k, b_0^k, c_0^k) of the probability mass functions for the sake of visual clarity, we can express,

$$\begin{aligned} \hat{I}_n^{(k)}(\mathbf{X} \rightarrow \mathbf{Y} \parallel \mathbf{Z}) &= \sum_{a_0^k, b_0^k, c_0^k} \hat{P}_{X_{-k}^0, Y_{-k}^0, Z_{-k}^0, n} \log \left(\frac{\hat{P}_{Y_{-k}^{-1}, Z_{-k}^0, n} \hat{P}_{X_{-k}^0, Y_{-k}^0, Z_{-k}^0, n}}{\hat{P}_{Y_{-k}^0, Z_{-k}^0, n} \hat{P}_{X_{-k}^0, Y_{-k}^{-1}, Z_{-k}^0, n}} \right) \\ &= \sum_{a_0^k, b_0^k, c_0^k} \hat{P}_{X_{-k}^0, Y_{-k}^0, Z_{-k}^0, n} \log \left(\frac{P_{\bar{Y}_{-k}^{-1}, \bar{Z}_{-k}^0} P_{\bar{X}_{-k}^0, \bar{Y}_{-k}^0, \bar{Z}_{-k}^0}}{P_{\bar{Y}_{-k}^0, \bar{Z}_{-k}^0} P_{\bar{X}_{-k}^0, \bar{Y}_{-k}^{-1}, \bar{Z}_{-k}^0}} \right) \\ &\quad + \sum_{a_0^k, b_0^k, c_0^k} \left\{ \hat{P}_{X_{-k}^0, Y_{-k}^0, Z_{-k}^0, n} \log \left(\frac{\hat{P}_{Y_{-k}^{-1}, Z_{-k}^0, n} \hat{P}_{X_{-k}^0, Y_{-k}^0, Z_{-k}^0, n}}{\hat{P}_{Y_{-k}^0, Z_{-k}^0, n} \hat{P}_{X_{-k}^0, Y_{-k}^{-1}, Z_{-k}^0, n}} \times \frac{P_{\bar{Y}_{-k}^0, \bar{Z}_{-k}^0} P_{\bar{X}_{-k}^0, \bar{Y}_{-k}^{-1}, \bar{Z}_{-k}^0}}{P_{\bar{Y}_{-k}^{-1}, \bar{Z}_{-k}^0} P_{\bar{X}_{-k}^0, \bar{Y}_{-k}^0, \bar{Z}_{-k}^0}} \right) \right\}. \end{aligned}$$

Substituting the definition of the empirical probability mass functions and rearranging, yields,

$$\begin{aligned} \hat{I}_n^{(k)}(\mathbf{X} \rightarrow \mathbf{Y} \parallel \mathbf{Z}) &= \sum_{a_0^k, b_0^k, c_0^k} \left[\left(\frac{1}{n} \sum_{i=1}^n \mathbb{I}_{\{X_{i-k}^i = a_0^k, Y_{i-k}^i = b_0^k, Z_{i-k}^i = c_0^k\}} \right) \log \left(\frac{P_{\bar{X}_{-k}^0, \bar{Y}_0 | \bar{Y}_{-k}^{-1}, \bar{Z}_{-k}^0}}{P_{\bar{Y}_0 | \bar{Y}_{-k}^{-1}, \bar{Z}_{-k}^0} P_{\bar{X}_{-k}^0 | \bar{Y}_{-k}^{-1}, \bar{Z}_{-k}^0}} \right) \right] \\ &\quad + D(\hat{P}_{Y_{-k}^{-1}, Z_{-k}^0, n} \| P_{\bar{Y}_{-k}^{-1}, \bar{Z}_{-k}^0}) + D(\hat{P}_{X_{-k}^0, Y_{-k}^0, Z_{-k}^0, n} \| P_{\bar{X}_{-k}^0, \bar{Y}_{-k}^0, \bar{Z}_{-k}^0}) \\ &\quad - D(\hat{P}_{Y_{-k}^0, Z_{-k}^0, n} \| P_{\bar{Y}_{-k}^0, \bar{Z}_{-k}^0}) - D(\hat{P}_{X_{-k}^0, Y_{-k}^{-1}, Z_{-k}^0, n} \| P_{\bar{X}_{-k}^0, \bar{Y}_{-k}^{-1}, \bar{Z}_{-k}^0}), \end{aligned}$$

so that,

$$\begin{aligned}
& \hat{I}_n^{(k)}(\mathbf{X} \rightarrow \mathbf{Y} \| \mathbf{Z}) \\
&= \frac{1}{n} \sum_{i=1}^n \log \left(\frac{P_{\bar{X}_{-k}^0, \bar{Y}_0 | \bar{Y}_{-k}^{-1}, \bar{Z}_{-k}^0}(X_{i-k}^i, Y_i | Y_{i-k}^{i-1}, Z_{i-k}^i)}{P_{\bar{Y}_0 | \bar{Y}_{-k}^{-1}, \bar{Z}_{-k}^0}(Y_i | Y_{i-k}^{i-1}, Z_{i-k}^i) P_{\bar{X}_{-k}^0 | \bar{Y}_{-k}^{-1}, \bar{Z}_{-k}^0}(X_{i-k}^i | Y_{i-k}^{i-1}, Z_{i-k}^i)} \right) \\
&\quad + D(\hat{P}_{Y_{-k}^{-1}, Z_{-k}^0, n} \| P_{\bar{Y}_{-k}^{-1}, \bar{Z}_{-k}^0}) + D(\hat{P}_{X_{-k}^0, Y_{-k}^0, Z_{-k}^0, n} \| P_{\bar{X}_{-k}^0, \bar{Y}_{-k}^0, \bar{Z}_{-k}^0}) \\
&\quad - D(\hat{P}_{Y_{-k}^0, Z_{-k}^0, n} \| P_{\bar{Y}_{-k}^0, \bar{Z}_{-k}^0}) - D(\hat{P}_{X_{-k}^0, Y_{-k}^{-1}, Z_{-k}^0, n} \| P_{\bar{X}_{-k}^0, \bar{Y}_{-k}^{-1}, \bar{Z}_{-k}^0}). \tag{25}
\end{aligned}$$

Next, we argue that each of the four relative entropies above, multiplied by \sqrt{n} , converges to zero a.s. as $n \rightarrow \infty$. As stated in the beginning of Section 2.3, the $(k+1)$ -dimensional chain $\{W_n = (X_{n-k}^n, Y_{n-k}^n, Z_{n-k}^n)\}$ on $A^{k+1} \times B^{k+1} \times C^{k+1}$ is ergodic, so it satisfies the ergodic theorem, the central limit theorem, and the law of the iterated logarithm [12].

Consider the first relative entropy in (25), $D(\hat{P}_{Y_{-k}^{-1}, Z_{-k}^0, n} \| P_{\bar{Y}_{-k}^{-1}, \bar{Z}_{-k}^0})$. Applying a quadratic Taylor expansion to the logarithm in the definition of the relative entropy, gives,

$$\begin{aligned}
& \sqrt{n} D(\hat{P}_{Y_{-k}^{-1}, Z_{-k}^0, n} \| P_{\bar{Y}_{-k}^{-1}, \bar{Z}_{-k}^0}) \\
&= -\sqrt{n} \sum_{b_0^{k-1}, c_0^k} \hat{P}_{Y_{-k}^{-1}, Z_{-k}^0, n}(b_0^{k-1}, c_0^k) \log \left(\frac{P_{\bar{Y}_{-k}^{-1}, \bar{Z}_{-k}^0}(b_0^{k-1}, c_0^k)}{\hat{P}_{Y_{-k}^{-1}, Z_{-k}^0, n}(b_0^{k-1}, c_0^k)} \right) \\
&= -\sqrt{n} \sum_{b_0^{k-1}, c_0^k} \left\{ \hat{P}_{Y_{-k}^{-1}, Z_{-k}^0, n}(b_0^{k-1}, c_0^k) \times \right. \\
&\quad \times \left[\left(\frac{P_{\bar{Y}_{-k}^{-1}, \bar{Z}_{-k}^0}(b_0^{k-1}, c_0^k)}{\hat{P}_{Y_{-k}^{-1}, Z_{-k}^0, n}(b_0^{k-1}, c_0^k)} - 1 \right) - \frac{1}{2} \left(\frac{P_{\bar{Y}_{-k}^{-1}, \bar{Z}_{-k}^0}(b_0^{k-1}, c_0^k)}{\hat{P}_{Y_{-k}^{-1}, Z_{-k}^0, n}(b_0^{k-1}, c_0^k)} - 1 \right)^2 \frac{1}{\xi_n(b_0^{k-1}, c_0^k)^2} \right] \Big\},
\end{aligned}$$

for some $\xi_n(b_0^{k-1}, c_0^k)$ between 1 and $P_{\bar{Y}_{-k}^{-1}, \bar{Z}_{-k}^0}(b_0^{k-1}, c_0^k) / \hat{P}_{Y_{-k}^{-1}, Z_{-k}^0, n}(b_0^{k-1}, c_0^k)$. Therefore, we can further express,

$$\begin{aligned}
& \sqrt{n} D(\hat{P}_{Y_{-k}^{-1}, Z_{-k}^0, n} \| P_{\bar{Y}_{-k}^{-1}, \bar{Z}_{-k}^0}) \\
&= \frac{\sqrt{n}}{2} \sum_{b_0^{k-1}, c_0^k} \hat{P}_{Y_{-k}^{-1}, Z_{-k}^0, n}(b_0^{k-1}, c_0^k) \left(\frac{P_{\bar{Y}_{-k}^{-1}, \bar{Z}_{-k}^0}(b_0^{k-1}, c_0^k)}{\hat{P}_{Y_{-k}^{-1}, Z_{-k}^0, n}(b_0^{k-1}, c_0^k)} - 1 \right)^2 \frac{1}{\xi_n(b_0^{k-1}, c_0^k)^2} \\
&= \frac{\log \log n}{2\sqrt{n}} \sum_{b_0^{k-1}, c_0^k} \left[\frac{1}{\hat{P}_{Y_{-k}^{-1}, Z_{-k}^0, n}(b_0^{k-1}, c_0^k) \xi_n(b_0^{k-1}, c_0^k)^2} \times \right. \\
&\quad \times \left. \left(\hat{P}_{Y_{-k}^{-1}, Z_{-k}^0, n}(b_0^{k-1}, c_0^k) - P_{\bar{Y}_{-k}^{-1}, \bar{Z}_{-k}^0}(b_0^{k-1}, c_0^k) \right)^2 \left(\frac{n}{\log \log n} \right) \right]. \tag{26}
\end{aligned}$$

By the ergodic theorem, the sequences $\{1/\hat{P}_{Y_{-k}^{-1}, Z_{-k}^0, n}(b_0^{k-1}, c_0^k)\}$ and $\{1/\xi_n(b_0^{k-1}, c_0^k)^2\}$ are both bounded a.s. in n , and the law of the iterated logarithm implies that the product of the next two

terms,

$$\begin{aligned} & \left(\hat{P}_{Y_{-k}^{-1}, Z_{-k}^0, n}(b_0^{k-1}, c_0^k) - P_{\bar{Y}_{-k}^{-1}, \bar{Z}_{-k}^0}(b_0^{k-1}, c_0^k) \right)^2 \left(\frac{n}{\log \log n} \right) \\ &= \left\{ \frac{1}{\sqrt{n \log \log n}} \sum_{i=1}^n \left[\mathbb{I}_{\{Y_{i-k}^{i-1}=b_0^{k-1}, Z_{i-k}^i=c_0^k\}} - P_{\bar{Y}_{-k}^{-1}, \bar{Z}_{-k}^0}(b_0^{k-1}, c_0^k) \right] \right\}^2, \quad (27) \end{aligned}$$

is also bounded a.s. As a result, each summand in (26) is a.s. bounded and, therefore, the entire expression tends a.s. to zero as $n \rightarrow \infty$, as claimed.

Exactly the same argument shows that, after being multiplied by \sqrt{n} , the other three relative entropies in (27) also tend to zero, a.s., as $n \rightarrow \infty$, so that, a.s.,

$$\begin{aligned} & \sqrt{n} \left[\hat{I}_n^{(k)}(\mathbf{X} \rightarrow \mathbf{Y} \| \mathbf{Z}) - I(\bar{Y}_0; \bar{X}_{-k}^0 | \bar{Y}_{-k}^{-1}, \bar{Z}_{-k}^0) \right] \\ &= \frac{1}{\sqrt{n}} \sum_{i=1}^n \left[\log \left(\frac{P_{\bar{X}_{-k}^0, \bar{Y}_0 | \bar{Y}_{-k}^{-1}, \bar{Z}_{-k}^0}(X_{i-k}^i, Y_i | Y_{i-k}^{i-1}, Z_{i-k}^i)}{P_{\bar{Y}_0 | \bar{Y}_{-k}^{-1}, \bar{Z}_{-k}^0}(Y_i | Y_{i-k}^{i-1}, Z_{i-k}^i) P_{\bar{X}_{-k}^0 | \bar{Y}_{-k}^{-1}, \bar{Z}_{-k}^0}(X_{i-k}^i | Y_{i-k}^{i-1}, Z_{i-k}^i)} \right) \right. \\ & \quad \left. - I(\bar{Y}_0; \bar{X}_{-k}^0 | \bar{Y}_{-k}^{-1}, \bar{Z}_{-k}^0) \right] + o(1). \quad (28) \end{aligned}$$

The result of the theorem now follows by an application of the central limit theorem [12, Section I.16] to the above partial sums of a functional of the chain $\{W_n\}$. Finally, the fact that the variance σ^2 exists as the stated limit, follows from [12, Theorem 3, p. 97], and its finiteness is a direct consequence of the fact that the alphabets A , B and C are finite and the random variables $\{\log(\cdot)\}$ being summed in (28) are uniformly bounded. \square

A.3 Proof of Theorem 2.3

Recall the hypothesis testing setup of Section 2.4. In that notation, the class of all possible transition matrices $Q = Q_\theta$ is parametrized by an $m^k \ell^k t^k (m\ell t - 1)$ -dimensional vector,

$$\theta = (\theta_{i_1, \dots, i_k, j_1, \dots, j_k, s_1, \dots, s_k, i', j', s'}) = (\theta_{i_1^k, j_1^k, s_1^k, i', j', s'}),$$

where $1 \leq i_1, \dots, i_k \leq m$, $1 \leq j_1, \dots, j_k \leq \ell$, $1 \leq s_1, \dots, s_k \leq t$, and $(i', j', s') \in A \times B \times C$, $(i', j', s') \neq (m, \ell, t)$. Note that we have used the same notation as before for strings of symbols, $i_1^k \in A^k$, $j_1^k \in B^k$ and $s_1^k \in C^k$. The parameters θ that correspond to transition probability matrices Q_θ with positive transitions are those in the open subset of $\mathbb{R}^{m^k \ell^k t^k (m\ell t - 1)}$ given by,

$$\begin{aligned} \Theta = & \left\{ \theta \in (0, 1)^{m^k \ell^k t^k (m\ell t - 1)} : \right. \\ & \left. \sum_{\substack{(i', j', s') \in A \times B \times C \\ (i', j', s') \neq (m, \ell, t)}} \theta_{i_1^k, j_1^k, s_1^k, i', j', s'} < 1, \text{ for all } i_1^k \in A^k, j_1^k \in B^k \text{ and } s_1^k \in C^k \right\}, \end{aligned}$$

so that each θ corresponds to a matrix Q_θ with:

$$Q_\theta(i', j', s' | i_1^k, j_1^k, s_1^k) = \begin{cases} \theta_{i_1^k, j_1^k, s_1^k, i', j', s'}, & \text{if } (i', j', s') \neq (m, \ell, t), \\ 1 - \sum_{(u, v, w) \neq (m, \ell, t)} \theta_{i_1^k, j_1^k, s_1^k, u, v, w}, & \text{if } (i', j', s') = (m, \ell, t). \end{cases} \quad (29)$$

The parameter space Φ corresponding to the null hypotheses can be defined as the product $\Phi = \Gamma^{x,z} \times \Gamma^y$, where,

$$\Gamma^{x,z} = \left\{ \gamma^{x,z} = (\gamma_{i_1^k, j_1^k, s_1^k, i', s'}^{x,z}) \in (0, 1)^{m^k \ell^k t^k (mt-1)} : \right. \\ \left. \sum_{\substack{1 \leq i' \leq m \\ 1 \leq s' \leq t \\ (i', s') \neq (m, t)}} \gamma_{i_1^k, j_1^k, s_1^k, i', s'}^{x,z} < 1, \text{ for all } i_1^k \in A^k, j_1^k \in B^k \text{ and } s_1^k \in C^k \right\},$$

and,

$$\Gamma^y = \left\{ \gamma^y = (\gamma_{s_1^k, s^{k+1}=s', j_1^k, j'}^y) \in (0, 1)^{\ell^k t^{k+1} (\ell-1)} : \right. \\ \left. \sum_{1 \leq j' \leq \ell-1} \gamma_{j_1^k, s_1^{k+1}, j'}^y < 1, \text{ for all } j_1^k \in B^k \text{ and } s_1^{k+1} \in C^{k+1} \right\}.$$

The space Φ is an open subset of $\mathbb{R}^{\ell^k t^k [m^k (mt-1) + t(\ell-1)]}$, which can be naturally embedded in Θ via the map $h : \Phi \rightarrow \Theta$, where each component of $h(\phi) = h(\gamma^{x,z}, \gamma^y)$ is,

$$h_{i_1^k, j_1^k, s_1^k, i', s', j'}(\phi) = \gamma_{i_1^k, j_1^k, s_1^k, i', s'}^{x,z} \cdot \gamma_{j_1^k, s_1^{k+1}, j'}^y, \quad (30)$$

for all with $(i', s') \neq (m, t)$ and $j' \neq \ell$, and extending naturally to the ‘edge’ cases $((m, t), j')$, $((i', s'), \ell)$ and $((m, t), \ell)$. As a result, the corresponding transition probability matrix $Q_{h(\phi)}$ takes the form:

$$Q_{h(\phi)}(i', j', s' | i_1^k, j_1^k, s_1^k) \\ = \begin{cases} \gamma_{i_1^k, j_1^k, s_1^k, i', s'}^{x,z} \gamma_{j_1^k, s_1^{k+1}, j'}^y, & (i', s') \neq (m, t), j' \neq \ell, \\ \left(1 - \sum_{(u', w') \neq (m, t)} \gamma_{i_1^k, j_1^k, s_1^k, u', w'}^{x,z}\right) \gamma_{j_1^k, s_1^{k+1}, j'}^y, & (i', s') = (m, t), j' \neq \ell, \\ \gamma_{i_1^k, j_1^k, s_1^k, i', s'}^{x,z} \left(1 - \sum_{v' \neq \ell} \gamma_{j_1^k, s_1^{k+1}, v'}^y\right), & (i', s') \neq (m, t), j' = \ell, \\ \left(1 - \sum_{(u', w') \neq (m, t)} \gamma_{i_1^k, j_1^k, s_1^k, u', w'}^{x,z}\right) \left(1 - \sum_{v' \neq \ell} \gamma_{j_1^k, s_1^{k+1}, v'}^y\right), & (i', s') = (m, t), j' = \ell. \end{cases} \quad (31)$$

The χ^2 -convergence stated in the theorem is a consequence of Proposition 2.5 combined with a general result of Billingsley [9]. Specifically, from Proposition 2.5 we know that the quantity of interest, $2n\hat{I}_n^{(k)}(\mathbf{X} \rightarrow \mathbf{Y} \| \mathbf{Z})$, is equal to the log-likelihood ratio Δ_n defined in (18), and [9, Theorem 6.2] states that Δ_n (or, in the notation of [9]), $\bar{\chi}_{t, t+1}^2(\hat{\phi})$, converges in distribution to a χ^2 with $r - c$ degrees of freedom, where r, c are the dimensionalities of the parameter spaces Θ and Φ , respectively. Since $r = m^k \ell^k t^k (m\ell t - 1)$ and $c = \ell^k t^k [m^k (mt - 1) + t(\ell - 1)]$, the limiting distribution has

$$r - c = \ell^k t^{k+1} (m^{k+1} - 1)(\ell - 1) \quad \text{degrees of freedom,}$$

as claimed.

The only thing that remains is to verify the two assumptions of [9, Theorem 6.2], given Condition 6.1 of [9, p. 33]. Namely, we need to check that the matrix $Q_{h(\phi)}$ has continuous third order partial derivatives throughout Φ , and that the matrix $L(\phi)$ defined below has rank c . The validity of the first assumption is obvious from the definition of $Q_{h(\phi)}$ in (31): Clearly $Q_{h(\phi)}$

has continuous third order partial derivatives with respect to every component $\gamma_{i_1^k, j_1^k, s_1^k, i', s'}^{x,z}$ and $\gamma_{j_1^k, s_1^{k+1}, j'}^y$ of ϕ .

For the second assumption, let $s = mlt$ denote the alphabet size of $\{(X_n, Y_n, Z_n)\}$ and consider the $s^{t+1} \times c = (mlt)^{k+1} \times \ell^k t^k [m^k(mt-1) + t(\ell-1)]$ matrix $L(\phi)$, with entries given by the partial derivatives of each element $Q_{h(\phi)}(i', j', s' | i_1^k, j_1^k, s_1^k)$ of the matrix $Q_{h(\phi)}$ with respect to every component of $\phi = (\gamma^{x,z}, \gamma^y)$. Then the row of $L(\phi)$ corresponding to $(i_1^k, j_1^k, s_1^k, i', j', s')$ consists of all the ' x, z -derivatives',

$$\frac{\partial Q_{h(\phi)}(i', j', s' | i_1^k, j_1^k, s_1^k)}{\partial \gamma_{u_1^k, v_1^k, w_1^k, u', w'}^{x,z}}, \quad (32)$$

followed by all the ' y -derivatives',

$$\frac{\partial Q_{h(\phi)}(i', j', s' | i_1^k, j_1^k, s_1^k)}{\partial \gamma_{v_1^k, w_1^{k+1}, v'}^y}. \quad (33)$$

From the definition of $Q_{h(\phi)}$ in (31), we see that the derivatives in (32) are equal to zero unless $i_1^k = u_1^k, j_1^k = v_1^k$ and $s_1^k = w_1^k$, in which case:

$$\frac{\partial Q_{h(\phi)}(i', j', s' | i_1^k, j_1^k, s_1^k)}{\partial \gamma_{u_1^k, v_1^k, w_1^k, u', w'}^{x,z}} = \begin{cases} \gamma_{j_1^k, s_1^{k+1}, j'}^y, & \text{if } (u', w') = (i', s') \neq (m, t), j' \neq \ell, \\ -\gamma_{j_1^k, s_1^{k+1}, j'}^y, & \text{if } (u', w') \neq (m, t) = (i', s'), j' \neq \ell, \\ 1 - \sum_{v' \neq \ell} \gamma_{j_1^k, s_1^{k+1}, v'}^y, & \text{if } (u', w') = (i', s') \neq (m, t), j' = \ell, \\ \sum_{v' \neq \ell} \gamma_{j_1^k, s_1^{k+1}, v'}^y - 1, & \text{if } (u', w') \neq (m, t) = (i', s'), j' = \ell, \\ 0, & \text{otherwise.} \end{cases}$$

Similarly, the derivatives in (33) are equal to zero unless $j_1^k = v_1^k$ and $s_1^{k+1} = w_1^{k+1}$, in which case:

$$\frac{\partial Q_{h(\phi)}(i', j', s' | i_1^k, j_1^k, s_1^k)}{\partial \gamma_{v_1^k, w_1^{k+1}, v'}^y} = \begin{cases} \gamma_{i_1^k, j_1^k, s_1^k, i', s'}^{x,z}, & \text{if } (i', s') \neq (m, t), v' = j' \neq \ell, \\ 1 - \sum_{(u', w') \neq (m, t)} \gamma_{i_1^k, j_1^k, s_1^k, u', w'}^{x,z}, & \text{if } (i', s') = (m, t), v' = j' \neq \ell, \\ -\gamma_{i_1^k, j_1^k, s_1^k, i', s'}^{x,z}, & \text{if } (i', s') \neq (m, t), v' \neq j' = \ell, \\ \sum_{(u', w') \neq (m, t)} \gamma_{i_1^k, j_1^k, s_1^k, u', w'}^{x,z} - 1, & \text{if } (i', s') = (m, t), v' \neq j' = \ell, \\ 0, & \text{otherwise.} \end{cases}$$

A straightforward (albeit tedious) examination of the above expressions shows that, since all the components of all the parameters $\gamma^{x,z}$ and γ^y are strictly positive, the matrix $L(\phi)$ has rank $c = \ell^k t^k [m^k(mt-1) + t(\ell-1)]$ for all $\phi \in \Phi$. This establishes the assumptions of [9, Condition 6.1] and completes the proof of the theorem. \square

A.4 Proof of Corollary 2.4

Since $\{(X_n, Y_n, Z_n)\}$ is assumed to be an irreducible and aperiodic Markov chain of order k , the $(k+1)$ -dimensional chain $\{W_n = (X_{n-k}^n, Y_{n-k}^n, Z_{n-k}^n)\}$ is also ergodic.

First we consider the a.s.-convergence in (14). Note that the computation leading to (27) earlier shows that, as $n \rightarrow \infty$,

$$\left(\sqrt{\frac{n}{\log \log n}} \right) D\left(\hat{P}_{Y_{-k}^{-1}, Z_{-k}^0, n} \parallel P_{\bar{Y}_{-k}^{-1}, \bar{Z}_{-k}^0} \right) = O\left(\sqrt{\frac{\log \log n}{n}} \right) = o(1), \quad \text{a.s.}$$

Similarly, an analogous bound holds for each each of the other three relative entropies in (25) and, using these, (28) yields that, as $n \rightarrow \infty$:

$$\begin{aligned} & \sqrt{\frac{n}{\log \log n}} \left[\hat{I}_n^{(k)}(\mathbf{X} \rightarrow \mathbf{Y} \| \mathbf{Z}) - I(\bar{Y}_0; \bar{X}_{-k}^0 | \bar{Y}_{-k}^{-1}, \bar{Z}_{-k}^0) \right] \\ &= \frac{1}{\sqrt{n \log \log n}} \sum_{i=1}^n \left\{ \log \left(\frac{P_{\bar{X}_{-k}^0, \bar{Y}_0 | \bar{Y}_{-k}^{-1}, \bar{Z}_{-k}^0}(X_{i-k}^i, Y_i | Y_{i-k}^{i-1}, Z_{i-k}^i)}{P_{\bar{Y}_0 | \bar{Y}_{-k}^{-1}, \bar{Z}_{-k}^0}(Y_i | Y_{i-k}^{i-1}, Z_{i-k}^i) P_{\bar{X}_{-k}^0 | \bar{Y}_{-k}^{-1}, \bar{Z}_{-k}^0}(X_{i-k}^i | Y_{i-k}^{i-1}, Z_{i-k}^i)} \right) \right. \\ & \quad \left. - I(\bar{Y}_0; \bar{X}_{-k}^0 | \bar{Y}_{-k}^{-1}, \bar{Z}_{-k}^0) \right\} + o(1). \end{aligned}$$

If $\sigma^2 > 0$, then the law of the iterated logarithm [12] implies that the expression above is bounded, which gives the required result in (14). If $\sigma^2 = 0$, the same conclusion holds by [48, Theorem 17.5.4].

Next we consider the L^1 convergence rate in (15). First we claim that each of the four relative entropies in (25) converge to zero at a rate $O(1/n)$ in L^1 . For the first one, using a first order Taylor expansion for the logarithm in the definition of the relative entropy gives,

$$\begin{aligned} & D(\hat{P}_{Y_{-k}^{-1}, Z_{-k}^0, n} \| P_{\bar{Y}_{-k}^{-1}, \bar{Z}_{-k}^0}) \\ &= \sum_{b_0^{k-1}, c_0^k} \hat{P}_{Y_{-k}^{-1}, Z_{-k}^0, n}(b_0^{k-1}, c_0^k) \left(\frac{\hat{P}_{Y_{-k}^{-1}, Z_{-k}^0, n}(b_0^{k-1}, c_0^k) - P_{\bar{Y}_{-k}^{-1}, \bar{Z}_{-k}^0}(b_0^{k-1}, c_0^k)}{P_{\bar{Y}_{-k}^{-1}, \bar{Z}_{-k}^0}(b_0^{k-1}, c_0^k)} \right) \left(\frac{1}{\zeta_n(b_0^{k-1}, c_0^k)} \right), \end{aligned}$$

where, for those (b_0^{k-1}, c_0^k) for which the first probability in the sum above is nonzero, $\zeta_n(b_0^{k-1}, c_0^k)$ is a (possibly random) constant between 1 and,

$$\frac{\hat{P}_{Y_{-k}^{-1}, Z_{-k}^0, n}(b_0^{k-1}, c_0^k)}{P_{\bar{Y}_{-k}^{-1}, \bar{Z}_{-k}^0}(b_0^{k-1}, c_0^k)},$$

while for the remaining (b_0^{k-1}, c_0^k) it can be taken to be arbitrary.

Now define the random variable $S_n(b_0^{k-1}, c_0^k)$ as the difference

$$S_n(b_0^{k-1}, c_0^k) = \hat{P}_{Y_{-k}^{-1}, Z_{-k}^0, n}(b_0^{k-1}, c_0^k) - P_{\bar{Y}_{-k}^{-1}, \bar{Z}_{-k}^0}(b_0^{k-1}, c_0^k),$$

and let,

$$\rho_n(b_0^{k-1}, c_0^k) = [\zeta_n(b_0^{k-1}, c_0^k) - 1] \frac{P_{\bar{Y}_{-k}^{-1}, \bar{Z}_{-k}^0}(b_0^{k-1}, c_0^k)}{S_n(b_0^{k-1}, c_0^k)}.$$

Then some simple algebra gives,

$$\begin{aligned} & D(\hat{P}_{Y_{-k}^{-1}, Z_{-k}^0, n} \| P_{\bar{Y}_{-k}^{-1}, \bar{Z}_{-k}^0}) \\ &= \sum_{b_0^{k-1}, c_0^k} S_n(b_0^{k-1}, c_0^k) \left(\frac{1 + S_n(b_0^{k-1}, c_0^k)/P_{\bar{Y}_{-k}^{-1}, \bar{Z}_{-k}^0}(b_0^{k-1}, c_0^k)}{1 + \rho_n(b_0^{k-1}, c_0^k) S_n(b_0^{k-1}, c_0^k)/P_{\bar{Y}_{-k}^{-1}, \bar{Z}_{-k}^0}(b_0^{k-1}, c_0^k)} \right), \end{aligned}$$

where we note that each $\rho_n(b_0^{k-1}, c_0^k) \in [0, 1]$. Moreover, using the following elementary inequality, $(1+x)/(1+\rho x) \leq 1+x(1-\rho)$, for $x > -1$, $\rho \in [0, 1]$, we obtain the bound,

$$\begin{aligned} D(\hat{P}_{Y_{-k}^{-1}, Z_{-k}^0, n} \| P_{\bar{Y}_{-k}^{-1}, \bar{Z}_{-k}^0}) &\leq \sum_{b_0^{k-1}, c_0^k} S_n(b_0^{k-1}, c_0^k) \left(1 + [1 - \rho_n(b_0^{k-1}, c_0^k)] \frac{S_n(b_0^{k-1}, c_0^k)}{P_{\bar{Y}_{-k}^{-1}, \bar{Z}_{-k}^0}(b_0^{k-1}, c_0^k)} \right) \\ &\leq \sum_{b_0^{k-1}, c_0^k} S_n(b_0^{k-1}, c_0^k) + \sum_{b_0^{k-1}, c_0^k} [1 - \rho_n(b_0^{k-1}, c_0^k)] \frac{S_n(b_0^{k-1}, c_0^k)^2}{P_{\bar{Y}_{-k}^{-1}, \bar{Z}_{-k}^0}(b_0^{k-1}, c_0^k)} \\ &\leq \sum_{b_0^{k-1}, c_0^k} \frac{S_n(b_0^{k-1}, c_0^k)^2}{P_{\bar{Y}_{-k}^{-1}, \bar{Z}_{-k}^0}(b_0^{k-1}, c_0^k)}, \end{aligned}$$

where we used the fact $\rho_n \in [0, 1]$ and that each S_n sums to zero by definition.

To show that the above relative entropy converges to zero in L^1 at rate $O(1/n)$, it suffices to prove that each term in the last sum does. And for that it suffices to show that, for each (b_0^{k-1}, c_0^k) , we have:

$$n\mathbb{E}[S_n(b_0^{k-1}, c_0^k)^2] = O(1), \quad \text{as } n \rightarrow \infty. \quad (34)$$

But, as in (27), $S_n(b_0^{k-1}, c_0^k)$ are simply the centered and normalized partial sums of a functional of the ergodic chain $\{W_n\}$,

$$S_n(b_0^{k-1}, c_0^k) = \frac{1}{n} \sum_{i=1}^n \left[\mathbb{I}_{\{Y_{i-k}^{i-1}=b_0^{k-1}, Z_{i-k}^i=c_0^k\}} - P_{\bar{Y}_{-k}^{-1}, \bar{Z}_{-k}^0}(b_0^{k-1}, c_0^k) \right],$$

so classical Markov chain theory tells us that $n\mathbb{E}[S_n(b_0^{k-1}, c_0^k)^2]$ converges to a finite constant as $n \rightarrow \infty$; cf. [12, Theorem 3, p. 97]. This implies (34) and shows that,

$$\mathbb{E} \left| D(\hat{P}_{Y_{-k}^{-1}, Z_{-k}^0, n} \| P_{\bar{Y}_{-k}^{-1}, \bar{Z}_{-k}^0}) \right| = O\left(\frac{1}{n}\right), \quad \text{as } n \rightarrow \infty.$$

And arguing exactly the same way shows that the same result holds for the other three relative entropies in (25).

Therefore, in order to prove the required L^1 bound in (15), it suffices to show that,

$$\mathbb{E} \left| \frac{1}{n} \sum_{i=1}^n [A_i - I(\bar{Y}_0; \bar{X}_{-k}^0 | \bar{Y}_{-k}^{-1}, \bar{Z}_{-k}^0)] \right| = O\left(\frac{1}{\sqrt{n}}\right), \quad (35)$$

where,

$$A_i = \log \left(\frac{P_{\bar{X}_{-k}^0, \bar{Y}_0 | \bar{Y}_{-k}^{-1}, \bar{Z}_{-k}^0}(X_{i-k}^i, Y_i | Y_{i-k}^{i-1}, Z_{i-k}^i)}{P_{\bar{Y}_0 | \bar{Y}_{-k}^{-1}, \bar{Z}_{-k}^0}(Y_i | Y_{i-k}^{i-1}, Z_{i-k}^i) P_{\bar{X}_{-k}^0 | \bar{Y}_{-k}^{-1}, \bar{Z}_{-k}^0}(X_{i-k}^i | Y_{i-k}^{i-1}, Z_{i-k}^i)} \right).$$

By the Cauchy-Schwarz inequality, we have,

$$\sqrt{n} \mathbb{E} \left| \frac{1}{n} \sum_{i=1}^n [A_i - I(\bar{Y}_0; \bar{X}_{-k}^0 | \bar{Y}_{-k}^{-1}, \bar{Z}_{-k}^0)] \right| \leq \sqrt{\frac{1}{n} \mathbb{E} \left| \sum_{i=1}^n [A_i - I(\bar{Y}_0; \bar{X}_{-k}^0 | \bar{Y}_{-k}^{-1}, \bar{Z}_{-k}^0)] \right|^2}, \quad (36)$$

where, once again, [12, Theorem 3, p. 97] implies that the term inside the square root in (36) converges to a finite constant. This establishes (35), and completes the proof. \square

A.5 Proof of Proposition 2.5

Recall the expression from the definition of the log-likelihood in (17) and the definition of Δ_n in (18). The first maximum in the definition of Δ_n is,

$$\begin{aligned} & \max_{\theta \in \Theta} L_n(X_{-k+1}^n, Y_{-k+1}^n, Z_{-k+1}^n; \theta) \\ &= \max_Q \sum_{i=1}^n \log(Q_\theta(X_i, Y_i, Z_i | X_{i-k}^{i-1}, Y_{i-k}^{i-1}, Z_{i-k}^{i-1})) \\ &= n \frac{1}{n} \sum_{i=1}^n \sum_{a_0^k, b_0^k, c_0^k} \mathbb{I}_{\{X_{i-k}^i = a_0^k, Y_{i-k}^i = b_0^k, Z_{i-k}^i = c_0^k\}} \log(Q_\theta(a_k, b_k, c_k | a_0^{k-1}, b_0^{k-1}, c_0^{k-1})), \end{aligned}$$

where the maximization over Q is over all transition matrices Q with all positive entries. Using the definition of the empirical distribution we easily find that,

$$\begin{aligned} & \max_{\theta \in \Theta} L_n(X_{-k+1}^n, Y_{-k+1}^n, Z_{-k+1}^n; \theta) \\ &= n \max_Q \sum_{a_0^k, b_0^k, c_0^k} \hat{P}_{X_{-k}^0, Y_{-k}^0, Z_{-k}^0, n}(a_0^k, b_0^k, c_0^k) \log(Q(a_k, b_k, c_k | a_0^{k-1}, b_0^{k-1}, c_0^{k-1})) \\ &= -n \min \left\{ D\left(\hat{P}_{X_{-k}^0, Y_{-k}^0, Z_{-k}^0, n}(a_0^k, b_0^k, c_0^k) \parallel Q \odot \hat{P}_{X_{-k}^{-1}, Y_{-k}^{-1}, Z_{-k}^{-1}, n}\right) \right. \\ &\quad \left. - \sum_{a_0^k, b_0^k, c_0^k} \hat{P}_{X_{-k}^0, Y_{-k}^0, Z_{-k}^0, n}(a_0^k, b_0^k, c_0^k) \log\left(\frac{\hat{P}_{X_{-k}^0, Y_{-k}^0, Z_{-k}^0, n}(a_0^k, b_0^k, c_0^k)}{\hat{P}_{X_{-k}^{-1}, Y_{-k}^{-1}, Z_{-k}^{-1}, n}(a_0^{k-1}, b_0^{k-1}, c_0^{k-1})}\right) \right\}, \end{aligned}$$

where we used the notation,

$$(Q \odot \hat{P}_{X_{-k}^{-1}, Y_{-k}^{-1}, Z_{-k}^{-1}, n})(a_0^k, b_0^k, c_0^k) = \hat{P}_{X_{-k}^{-1}, Y_{-k}^{-1}, Z_{-k}^{-1}, n}(a_0^{k-1}, b_0^{k-1}, c_0^{k-1}) Q(a_k, b_k, c_k | a_0^{k-1}, b_0^{k-1}, c_0^{k-1}),$$

for all $a_0^k \in A^{k+1}$, $b_0^k \in B^{k+1}$ and $c_0^k \in C^{k+1}$. The above minimum is obviously achieved by making the relative entropy equal to zero, that is, by taking,

$$Q(a_k, b_k, c_k | a_0^{k-1}, b_0^{k-1}, c_0^{k-1}) = \hat{P}_{X_0, Y_0, Z_0 | X_{-k}^{-1}, Y_{-k}^{-1}, Z_{-k}^{-1}, n}(a_k, b_k, c_k | a_0^{k-1}, b_0^{k-1}, c_0^{k-1}),$$

so that,

$$\max_{\theta \in \Theta} L_n(X_{-k+1}^n, Y_{-k+1}^n, Z_{-k+1}^n; \theta) = n[H(\hat{X}_{-k}^{-1}, \hat{Y}_{-k}^{-1}, \hat{Z}_{-k}^{-1}) - H(\hat{X}_{-k}^0, \hat{Y}_{-k}^0, \hat{Z}_{-k}^0)], \quad (37)$$

where $(\hat{X}_{-k}^0, \hat{Y}_{-k}^0, \hat{Z}_{-k}^0) \sim \hat{P}_{X_{-k}^0, Y_{-k}^0, Z_{-k}^0, n}$.

For the second maximum in the definition of Δ_n , an analogous computation can be performed, although it is slightly more complex as in this case it involves two different maximizations. But since both of these are very similar to the one just computed, we only give an outline of the steps involved without providing all the details.

Recall the decomposition of Q_θ in (16) under the null. The second maximum in (17) can

again be written in terms of the empirical distribution,

$$\begin{aligned}
& \max_{\phi \in \Phi} L_n(X_{-k+1}^n, Y_{-k+1}^n, Z_{-k+1}^n; h(\phi)) \\
&= \max_{Q^{x,z}, Q^y} \sum_{i=1}^n \log \left(Q^{x,z}(X_i, Z_i | X_{i-k}^{i-1}, Y_{i-k}^{i-1}, Z_{i-k}^{i-1}) Q^y(Y_i | Y_{i-k}^{i-1}, Z_{i-k}^{i-1}) \right) \\
&= \max_{Q^{x,z}} \sum_{i=1}^n \log \left(Q^{x,z}(X_i, Z_i | X_{i-k}^{i-1}, Y_{i-k}^{i-1}, Z_{i-k}^{i-1}) \right) + \max_{Q^y} \sum_{i=1}^n \log \left(Q^y(Y_i | Y_{i-k}^{i-1}, Z_{i-k}^{i-1}) \right) \\
&= \max_{Q^{x,z}} \sum_{a_0^k, b_0^{k-1}, c_0^k} n \hat{P}_{X_{-k}^0, Y_{-k}^{-1}, Z_{-k}^0, n}(a_0^k, b_0^{k-1}, c_0^k) \log \left(Q^{x,z}(a_k, c_k | a_0^{k-1}, b_0^{k-1}, c_0^{k-1}) \right) \\
&\quad + \max_{Q^y} \sum_{b_0^k, c_0^k} n \hat{P}_{Y_{-k}^0, Z_{-k}^0, n}(b_0^k, c_0^k) \log \left(Q^y(b_k | b_0^{k-1}, c_0^k) \right),
\end{aligned}$$

and this can be further expressed in terms of entropies as,

$$\begin{aligned}
& \max_{\phi \in \Phi} L_n(X_{-k+1}^n, Y_{-k+1}^n, Z_{-k+1}^n; h(\phi)) \\
&= n \sum_{a_0^k, b_0^{k-1}, c_0^k} \hat{P}_{X_{-k}^0, Y_{-k}^{-1}, Z_{-k}^0, n}(a_0^k, b_0^{k-1}, c_0^k) \log \left(\frac{\hat{P}_{X_{-k}^0, Y_{-k}^{-1}, Z_{-k}^0, n}(a_0^k, b_0^{k-1}, c_0^k)}{\hat{P}_{X_{-k}^{-1}, Y_{-k}^{-1}, Z_{-k}^{-1}, n}(a_0^{k-1}, b_0^{k-1}, c_0^{k-1})} \right) \\
&\quad + n \sum_{b_0^k, c_0^k} \hat{P}_{Y_{-k}^0, Z_{-k}^0, n}(b_0^k, c_0^k) \log \left(\frac{\hat{P}_{Y_{-k}^0, Z_{-k}^0, n}(b_0^k, c_0^k)}{\hat{P}_{Y_{-k}^{-1}, Z_{-k}^0, n}(b_0^{k-1}, c_0^k)} \right) \\
&= n[-H(\hat{X}_{-k}^0, \hat{Y}_{-k}^{-1}, \hat{Z}_{-k}^0) + H(\hat{X}_{-k}^{-1}, \hat{Y}_{-k}^{-1}, \hat{Z}_{-k}^{-1}) - H(\hat{Y}_{-k}^0, \hat{Z}_{-k}^0) + H(\hat{Y}_{-k}^{-1}, \hat{Z}_{-k}^0)]. \quad (38)
\end{aligned}$$

Finally, combining the results of (37) and (38) and using the chain rule for the entropy, we obtain the required identity,

$$\begin{aligned}
\Delta_n &= 2 \left\{ \max_{\theta \in \Theta} L_n(X_{-k+1}^n, Y_{-k+1}^n, Z_{-k+1}^n; \theta) - \max_{\phi \in \Phi} L_n(X_{-k+1}^n, Y_{-k+1}^n, Z_{-k+1}^n; h(\phi)) \right\} \\
&= 2n[-H(\hat{X}_{-k}^0, \hat{Y}_{-k}^0, \hat{Z}_{-k}^0) + H(\hat{X}_{-k}^0, \hat{Y}_{-k}^{-1}, \hat{Z}_{-k}^0) + H(\hat{Y}_{-k}^0, \hat{Z}_{-k}^0) - H(\hat{Y}_{-k}^{-1}, \hat{Z}_{-k}^0)] \\
&= 2n[-H(\hat{Y}_0 | \hat{X}_{-k}^0, \hat{Y}_{-k}^{-1}, \hat{Z}_{-k}^0) + H(\hat{Y}_0 | \hat{Y}_{-k}^{-1}, \hat{Z}_{-k}^0)] \\
&= 2n \hat{I}_n^{(k)}(\mathbf{X} \rightarrow \mathbf{Y} \| \mathbf{Z}),
\end{aligned}$$

by the definition of $\hat{I}_n^{(k)}(\mathbf{X} \rightarrow \mathbf{Y} \| \mathbf{Z})$. □

References

- [1] P-O. Amblard and O.J.J. Michel. The relation between Granger causality and directed information theory: A review. *Entropy*, 15(1):113, 2012.
- [2] J.C. Anderson, H. Kennedy, and K.A.C. Martin. Pathways of attention: Synaptic relationships of frontal eye field to V4, lateral intraparietal cortex, and area 46 in macaque monkey. *J. Neurosci.*, 31(30):10872–10881, July 2011.
- [3] R.P. Anderson and M. Porfiri. Assessing significance of information flow in high dimensional dynamical systems with few data. In *ASME 2014 Dynamic Systems and Control Conference*, pages V002T24A002–V002T24A002. American Society of Mechanical Engineers, 2014.
- [4] P. Bachman, R.D. Hjelm, and W. Buchwalter. Learning representations by maximizing mutual information across views. In H. Wallach, H. Larochelle, A. Beygelzimer, F. d’Alché Buc, E. Fox, and R. Garnett, editors, *Advances in Neural Information Processing Systems*, volume 32, Vancouver, BC, December 2019.
- [5] L. Barnett, A.B. Barrett, and A.K. Seth. Granger causality and transfer entropy are equivalent for Gaussian variables. *Phys. Rev. Lett.*, 103(23):238701, 2009.
- [6] L. Barnett and T. Bossomaier. Transfer entropy as a log-likelihood ratio. *Phys. Rev. Lett.*, 109(13):138105, 2012.
- [7] R. Battiti. Using mutual information for selecting features in supervised neural net learning. *IEEE Trans. Neural Netw.*, 5(4):537–550, July 1994.
- [8] M.I. Belghazi, A. Baratin, S. Rajeshwar, S. Ozair, Y. Bengio, A. Courville, and D. Hjelm. Mutual information neural estimation. In *Proceedings of the 35th International Conference on Machine Learning, ICML ’18*, pages 531–540, 2018.
- [9] P. Billingsley. *Statistical inference for Markov processes*. Statistical Research Monographs, Vol. II. The University of Chicago Press, Chicago, IL, 1961.
- [10] D. Bruß. Optimal eavesdropping in quantum cryptography with six states. *Phys. Rev. Lett.*, 81(14):3018–3012, October 1998.
- [11] S. Cabuz and G. Abreu. Causal inference for multivariate stochastic process prediction. *Inf. Sci.*, 448:134–148, June 2018.
- [12] K.L. Chung. *Markov chains with stationary transition probabilities*. Springer-Verlag, New York, NY, 1967.
- [13] T.M. Cover and J.A. Thomas. *Elements of information theory*. John Wiley & Sons, New York, NY, second edition, 2012.
- [14] I. Csiszár and J. Körner. *Information theory: Coding theorems for discrete memoryless systems*. Cambridge University Press, Cambridge, U.K., second edition, 2011.
- [15] L.M. De Campos and N. Friedman. A scoring function for learning Bayesian networks based on mutual information and conditional independence tests. *J. of Mach. Learn. Res.*, 7(10):2149–2187, 2006.

- [16] L. Faes, G. Nollo, and A. Porta. Compensated transfer entropy as a tool for reliably estimating information transfer in physiological time series. *Entropy*, 15(1):198–219, 2013.
- [17] R.G. Gallager. *Information theory and reliable communication*. John Wiley & Sons, New York, NY, 1968.
- [18] W. Gao, W. Cui, and W. Ye. Directed information graphs for the Granger causality of multivariate time series. *Physica A: Statistical Mechanics and its Applications*, 486:701–710, November 2017.
- [19] J.F. Geweke. Measures of conditional linear dependence and feedback between time series. *J. Amer. Statist. Assoc.*, 79(388):907–915, 1984.
- [20] B. Gierlichs, L. Batina, P. Tuyls, and B. Preneel. Mutual information analysis: A generic side-channel distinguisher. In *Proceedings of the 10th International Workshop on Cryptographic Hardware and Embedded Systems*, CHES 2008, pages 426–442, Washington, DC, August 2008.
- [21] C.W.J. Granger. Investigating causal relations by econometric models and cross-spectral methods. *Econometrica*, 37(3):424–438, 1969.
- [22] C.W.J. Granger and P. Newbold. Spurious regressions in econometrics. *J. Econometrics*, 2(2):111–120, 1974.
- [23] R.M. Gray. *Entropy and information theory*. Springer-Verlag, New York, NY, 1990.
- [24] R.M. Gray and J.C. Kieffer. Asymptotically mean stationary measures. *Ann. Probab.*, 8(5):962–973, October 1980.
- [25] S. Greenland, J. Pearl, and J.M. Robins. Confounding and collapsibility in causal inference. *Statist. Sci.*, 14(1):29–46, 1999.
- [26] P.E. Greenwood and W. Wefelmeyer. Efficiency of empirical estimators for Markov chains. *Ann. Stat.*, 23(1):132–143, February 1995.
- [27] G.G. Gregoriou, S.J. Gotts, and R. Desimone. Cell-type-specific synchronization of neural activity in FEF with V4 during attention. *Neuron*, 73(3):581–594, 2012.
- [28] G.G. Gregoriou, S.J. Gotts, H. Zhou, and R. Desimone. High-frequency, long-range coupling between prefrontal and visual cortex during attention. *Science*, 324(5931):1207–1210, 2009.
- [29] D. Gündüz and E. Erkip. Lossless transmission of correlated sources over a multiple access channel with side information. In *2007 Data Compression Conference*, pages 83–92, March 2007.
- [30] T. Haruna and K. Nakajima. Permutation complexity and coupling measures in hidden Markov models. *Entropy*, 15(9):3910–3930, September 2013.
- [31] J. Haskovec. A note on the consensus finding problem in communication networks with switching topologies. *Applicable Analysis*, 94(5):991–998, 2015.
- [32] J. Jiao, H.H. Permuter, L. Zhao, Y.-H. Kim, and T. Weissman. Universal estimation of directed information. *IEEE Trans. Inform. Theory*, 59(10):6220–6242, October 2013.

- [33] Y-H. Kim. A coding theorem for a class of stationary channels with feedback. *IEEE Trans. Inform. Theory*, 54(4):1488–1499, April 2008.
- [34] J.B. Kinney and G.S. Atwal. Equitability, mutual information, and the maximal information coefficient. *Proc. Natl. Acad. Sci. U.S.A.*, 111(9):3354–3359, 2014.
- [35] G. Kirchgässner, J. Wolters, and U. Hassler. *Introduction to modern time series analysis*. Springer, Berlin, 2012.
- [36] I. Kontoyiannis, L. Mertzanis, A. Panotonoulou, I. Papageorgiou, and M. Skoularidou. Re-visiting context-tree weighting for Bayesian inference. In *2021 IEEE International Symposium on Information Theory (ISIT)*, pages 2906–2911, Melbourne, Australia, July 2021.
- [37] I. Kontoyiannis, L. Mertzanis, A. Panotonoulou, I. Papageorgiou, and M. Skoularidou. Bayesian Context Trees: Modelling and exact inference for discrete time series. *J. R. Stat. Soc. Series B*, 84(4):1287–1323, September 2022.
- [38] I. Kontoyiannis and M. Skoularidou. Estimating the directed information and testing for causality. *IEEE Trans. Inform. Theory*, 62(11):6053–6067, November 2016.
- [39] G. Kramer. *Directed information for channels with feedback*. PhD thesis, Swiss Federal Institute of Technology, Zurich, Switzerland, 1998.
- [40] G. Kramer. Information networks with in-block memory. *IEEE Trans. Inform. Theory*, 60(4):2105–2120, January 2014.
- [41] D. Kugiumtzis. Partial transfer entropy on rank vectors. *Eur. Phys. J. Spec. Top.*, 222(2):401–420, 2013.
- [42] E.L. Lehmann and G. Casella. *Theory of point estimation*. Springer, New York, NY, 2006.
- [43] V. Lungu, I. Papageorgiou, and I. Kontoyiannis. Bayesian change-point detection via context-tree weighting. In *2022 IEEE Workshop on Information Theory (ITW)*, Mumbai, India, November 2022.
- [44] V. Lungu, I. Papageorgiou, and I. Kontoyiannis. Change-point detection and segmentation of discrete data using Bayesian context trees. *arXiv e-prints*, 2203.04341 [stat.ME], March 2022.
- [45] D.J.C. MacKay. *Information theory, inference and learning algorithms*. Cambridge University Press, New York, NY, 2003. Available at www.inference.org.uk/itprnn.
- [46] H. Marko. The bidirectional communication theory: A generalization of information theory. *IEEE Trans. Commun.*, 21(1):1335–1351, December 1973.
- [47] J.L. Massey. Rate-distortion in near-linear time. In *1990 International Symposium on Information Theory and its Applications (ISITA)*, pages 303–305, November 1990.
- [48] S.P. Meyn and R.L. Tweedie. *Markov chains and stochastic stability*. Cambridge University Press, London, U.K., second edition, 2009. Published in the Cambridge Mathematical Library. 1993 edition online: probability.ca/MT/.
- [49] G. Mijatovic, Y. Antonacci, T. Loncar-Turukalo, L. Minati, and L. Faes. An information-theoretic framework to measure the dynamic interaction between neural spike trains. *IEEE Trans. Biomed. Eng.*, 68(12):3471–3481, 2021.

- [50] D.J. Olive. Does the MLE maximize the likelihood? Unpublished manuscript, available at parker.ad.siu.edu/Olive/simle.pdf, August 2004.
- [51] H.H. Permuter, Y-H. Kim, and T. Weissman. Interpretations of directed information in portfolio theory, data compression, and hypothesis testing. *IEEE Trans. Inform. Theory*, 57(6):3248–3259, June 2011.
- [52] H.H. Permuter, T. Weissman, and A.J. Goldsmith. Finite state channels with time-invariant deterministic feedback. *IEEE Trans. Inform. Theory*, 55(2):644–662, February 2009.
- [53] C.J. Quinn, T.P. Coleman, N. Kiyavash, and N.G. Hatsopoulos. Estimating the directed information to infer causal relationships in ensemble neural spike train recordings. *J. Comput. Neurosci.*, 30(1):17–44, December 2011.
- [54] C.J. Quinn, N Kiyavash, and T.P. Coleman. Directed information graphs. *IEEE Trans. Inform. Theory*, 61(12):6887–6909, December 2015.
- [55] M.A. Rahimian and V.M. Preciado. Detection and isolation of link failures under the agreement protocol. In *Decision and Control (CDC), 2013 IEEE 52nd Annual Conference on*, pages 7364–7369, December 2013.
- [56] G. Schamberg and T.P. Coleman. Measuring sample path causal influences with relative entropy. *IEEE Trans. Inform. Theory*, 66(5):2777–2798, May 2020.
- [57] T. Schreiber. Measuring information transfer. *Phys. Rev. Lett.*, 85(2):461, 2000.
- [58] T. Shibuya, T. Harada, and Y. Kuniyoshi. Reliable index for measuring information flow. *Phys. Rev. E*, 84(6):061109, December 2011.
- [59] A. Shojaie and E.B. Fox. Granger causality: A review and recent advances. *Annual Review of Statistics and Its Application*, 9:289–319, March 2022.
- [60] R.E. Spinney, M. Prokopenko, and J.T. Lizier. Transfer entropy in continuous time, with applications to jump and neural spiking processes. *Phys. Rev. E*, 95(3):032319, 2017.
- [61] R. Steuer, J. Kurths, C.O. Daub, J. Weise, and J. Selbig. The mutual information: Detecting and evaluating dependencies between variables. *Bioinformatics*, 18(suppl_2):S231–S240, October 2002.
- [62] N. Tishby, F. Pereira, and W. Bialek. The information bottleneck method. In *Proceedings of the 37th Annual Allerton Conference on Communication and Computation*, pages 368–377, Allerton, IL, 1999.
- [63] J.R. Vergara and P.A. Estévez. A review of feature selection methods based on mutual information. *Neural Comput. and Applic.*, 24:175–186, 2014.
- [64] T. Weissman, Y-H. Kim, and H.H. Permuter. Directed information, causal estimation, and communication in continuous time. *IEEE Trans. Inform. Theory*, 59(3):1271–1287, March 2013.