

Acousto-magnonic Hall effect in honeycomb antiferromagnets

Ryotaro Sano,^{1,*} Yuya Ominato,^{2,3} and Mamoru Matsuo^{2,4,5,6}

¹Department of Physics, Kyoto University, Kyoto 606-8502, Japan

²Kavli Institute for Theoretical Sciences, University of Chinese Academy of Sciences, Beijing, 100190, China.

³Waseda Institute for Advanced Study, Waseda University, Shinjuku, Tokyo 169-8050, Japan.

⁴CAS Center for Excellence in Topological Quantum Computation,
University of Chinese Academy of Sciences, Beijing 100190, China

⁵RIKEN Center for Emergent Matter Science (CEMS), Wako, Saitama 351-0198, Japan

⁶Advanced Science Research Center, Japan Atomic Energy Agency, Tokai, 319-1195, Japan
(Dated: May 24, 2023)

The recently discovered van der Waals antiferromagnets have suffered from the lack of a comprehensive method to study their magnetic properties. Here, we propose a dissipationless magnon spin Hall current driven by surface acoustic waves as a novel probe for such antiferromagnets. Our results pave the way towards mechanical detection and manipulation of the magnetic order in two-dimensional antiferromagnets. Furthermore, they will overcome the difficulties with weak magnetic responses inherent in the use of antiferromagnets and hence provide a building block for future antiferromagnetic spintronics.

Introduction.— Intrinsic magnetism in two-dimensional (2D) materials has long been sought-after but believed to hardly survive due to the enhanced thermal fluctuations according to the Mermin-Wagner theorem [1]. However, the recent discovery of mechanically exfoliated van der Waals (vdW) magnets [2, 3] has revealed that the magnetic anisotropy can resist the thermal agitation and stabilize long-range magnetic order in the 2D limit at finite temperatures [4–30]. Especially, transition metal phosphorus trichalcogenides MPX_3 ($M = \text{Mn, Fe, Ni}$; $X = \text{S, Se}$) are a family of vdW antiferromagnets, and are easily exfoliatable down to the monolayer limit due to their weak vdW interlayer interaction [31]. These materials share the same honeycomb lattice structure but the bulk antiferromagnetic (AFM) phase at low temperatures varies depending on the magnetic elements [32–36]. It therefore provides an ideal platform to investigate magnetism and magnetic excitations in the 2D limit. Furthermore, compared to ferromagnets, antiferromagnets exhibit ultrafast dynamics in the terahertz regime, null stray field, and robustness against the external magnetic field perturbation [37–39]. Therefore, the investigation of these materials paves the way towards not only the fundamental understanding of 2D magnetism, but also the possibility of high-speed and compact AFM spintronic devices.

Standard methods such as magnetization measurements and neutron diffraction, which could only access macroscopic magnetic properties, are not suitable for the study of magnetic structures of atomically thin magnets. Especially, antiferromagnets do not have net magnetization, direct measurement of AFM ordering using magneto-optical Kerr effect is not available either. Although Raman spectroscopy is a powerful tool to study spin-phonon coupling and collective magnons of 2D materials [31, 40–46], these signals often do not provide clear

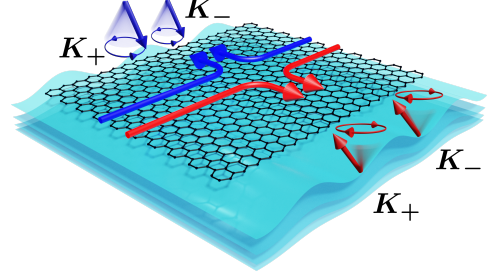


FIG. 1. Schematics of acousto-magnonic Hall effect. A spatial modulation of the exchange energies due to strain mimics the role of artificial gauge fields for magnons in a honeycomb lattice. Both the strain-induced electric fields and the magnon Berry curvature work at the two valley points in the opposite direction respectively, leading to a net spin Hall current.

identification of the AFM order in the monolayer limit. Furthermore, recent studies have focused on the second-harmonic generation to detect the inversion symmetry breaking associated with the AFM transition [47–50], but this does not work well for centrosymmetric phases such as zigzag and stripy-type AFM orders. Therefore, a comprehensive method which suits for exploring the magnetic properties of 2D antiferromagnets is highly desired.

Here, we propose a dissipationless magnon spin Hall current mechanically driven by surface-acoustic waves (SAWs) as a novel method to probe the magnetic structures of such 2D honeycomb antiferromagnets [see Fig. 1]. Owing to extremely large mechanical flexibility of 2D materials, SAWs are ideally suited for fundamental research of them [51]. When an inhomogeneous strain is applied to 2D honeycomb magnets, a spatial modulation of exchange energies mimics the role of artificial gauge fields for magnons [52–56]. These strain gauge fields work at the two valley points in the opposite direction, which in turn activates the valley degrees of free-

dom (DOF). Therefore, the valley DOF with the use of SAWs is a promising concept for detection and manipulation of the magnetic order in 2D vdW antiferromagnets. Furthermore, our mechanically driven magnon spin Hall effect will overcome the difficulties with weak magnetic responses inherent in the use of antiferromagnets and hence provide a building block for more sophisticated AFM spintronics.

Formulation.— We start from a standard nearest-neighbor AFM Heisenberg model of spins S placed on the sites of a honeycomb lattice:

$$\hat{H}_0 = 2J \sum_{\langle i,j \rangle} \hat{\mathbf{S}}_i \cdot \hat{\mathbf{S}}_j, \quad (1)$$

where $J > 0$ is the AFM exchange interaction, $\hat{\mathbf{S}}_i = (\hat{S}_i^x, \hat{S}_i^y, \hat{S}_i^z)$ are the spin operators at the i -th site, and the sum $\langle i,j \rangle$ runs over nearest-neighbor sites. We assume that the ground state of the unstrained Hamiltonian \hat{H}_0 is the Néel ordered state perpendicular to the hexagonal plane and it is maintained under weak strain.

The quantized spin-wave excitations in magnets so-called magnons have attracted special attention as a promising candidate for a spin information carrier with good coherence and without dissipation of the Joule heating [57–69]. The excitation spectrum of magnons is obtained by the linear spin-wave theory. We perform the Holstein-Primakoff transformation for magnons on sublattices A and B respectively [70],

$$\hat{S}_{i,A}^+ = \sqrt{2S - \hat{a}_i^\dagger \hat{a}_i} \hat{a}_i, \quad \hat{S}_{i,A}^z = S - \hat{a}_i^\dagger \hat{a}_i, \quad (2a)$$

$$\hat{S}_{j,B}^+ = \hat{b}_j^\dagger \sqrt{2S - \hat{b}_j^\dagger \hat{b}_j}, \quad \hat{S}_{j,B}^z = -S + \hat{b}_j^\dagger \hat{b}_j, \quad (2b)$$

which describe fluctuations above the Néel ordered ground state and $\hat{S}_j^\pm = \hat{S}_j^x \pm i\hat{S}_j^y$ are the raising and lowering operators for the j -th spin. Here, the bosonic operator \hat{a}_i (\hat{b}_j^\dagger) annihilates (creates) a magnon at the i (j)-th A (B) site. The Hamiltonian is then diagonalized by subsequent Fourier and Bogoliubov transformations: $\hat{\alpha}_{\mathbf{k}} = u_{\mathbf{k}} \hat{a}_{\mathbf{k}} - v_{\mathbf{k}} \hat{b}_{-\mathbf{k}}^\dagger$ and $\hat{\beta}_{-\mathbf{k}}^\dagger = u_{\mathbf{k}} \hat{b}_{-\mathbf{k}}^\dagger - v_{\mathbf{k}}^* \hat{a}_{\mathbf{k}}$, and Eq. (1) is cast into non-interacting Dirac magnons [53],

$$\hat{H}_0 = \sum_{\mathbf{k}} (\hbar\omega_{\mathbf{k}}^\alpha \hat{\alpha}_{\mathbf{k}}^\dagger \hat{\alpha}_{\mathbf{k}} + \hbar\omega_{\mathbf{k}}^\beta \hat{\beta}_{\mathbf{k}}^\dagger \hat{\beta}_{\mathbf{k}}), \quad (3)$$

which is justified well below the Néel temperature. In these honeycomb systems, two inequivalent valley points K_\pm reside at the corners of the hexagonal Brillouin zone [see Fig. 2]. In the vicinity of K_\pm , $\hat{\alpha}_{\mathbf{k}}$ ($\hat{\beta}_{\mathbf{k}}$) can be regarded as $\hat{a}_{\mathbf{k}}$ ($\hat{b}_{\mathbf{k}}$) because the Bogoliubov coefficients are approximated as $u_{K_\pm} \simeq 1$ and $v_{K_\pm} \simeq 0$. The relevant spectrum of magnons near the valley points are described by a quadratic dispersion: $\hbar\omega_{K_\pm}^{\alpha(\beta)}(\mathbf{q}) = 3JS\sqrt{1 - a_0^2 \mathbf{q}^2/4}$ with relative momentum $\mathbf{q} = (q_x, q_y)$ measured from the valley center. We also obtain the magnon Berry curvature $\Omega_{\mathbf{k}}^\alpha = -\Omega_{\mathbf{k}}^\beta$ and its distribution is depicted in

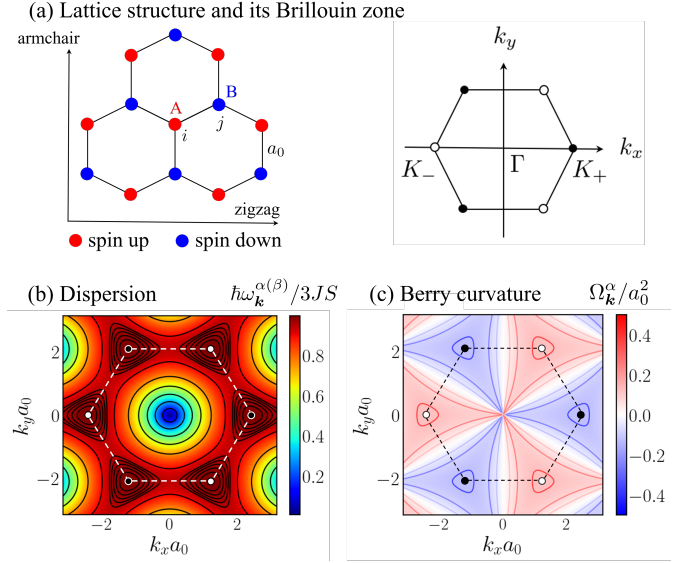


FIG. 2. (a) Lattice structure of the Néel ordered honeycomb antiferromagnets and the corresponding Brillouin zone. Two valley points K_\pm reside at the corners of the hexagonal Brillouin zone. (b) Dispersion of magnons in the unstrained honeycomb Heisenberg antiferromagnets, which shows quadratic maximum at the valley points. (c) Distribution of the magnon Berry curvature for α -magnons.

Fig. 2(c). Notice that $\Omega_{\mathbf{k}}^\alpha$ is an odd function and it shows opposite values in the vicinity of K_\pm .

A continuum model for Dirac magnons is complemented with elasticity theory [71] to incorporate the effect of strain. We here consider a spatial modulation of the exchange energies due to strain which mimics the role of artificial gauge fields that govern magnon dynamics. For large lattice, the displacement field $\mathbf{u}(\mathbf{r}, t) = (u_x, u_y, u_z)$ can be taken as a smooth function of the coordinates, and the strain tensor is defined by $\varepsilon_{ij} = (\partial_i u_j + \partial_j u_i + \partial_i h \partial_j h)/2$ having $h = u_z$ as the normal component of the displacement. By expanding the operators around the two valley points: $\hat{a}(\mathbf{r}) \simeq e^{i\mathbf{K}_+ \cdot \mathbf{r}} \hat{\psi}_a^{K_+}(\mathbf{r})$, $\hat{b}(\mathbf{r}) \simeq e^{-i\mathbf{K}_+ \cdot \mathbf{r}} \hat{\psi}_b^{K_+}(\mathbf{r})$, we obtain the strained Hamiltonian as [72]

$$\hat{H} = \int d\mathbf{r} \hat{\Psi}^\dagger(\mathbf{r}) \begin{pmatrix} \mathcal{H}^{K_+} & 0 \\ 0 & \mathcal{H}^{K_-} \end{pmatrix} \hat{\Psi}(\mathbf{r}), \quad (4)$$

where $\hat{\Psi}^\dagger = (\hat{\psi}_a^{K_+ \dagger}, \hat{\psi}_b^{K_+}, \hat{\psi}_a^{K_- \dagger}, \hat{\psi}_b^{K_-})$ and the continuous effective Hamiltonian is given by

$$\mathcal{H}^{K_\eta} = -v_J(-i\hbar\nabla + \eta\mathbf{A}^s) \cdot \boldsymbol{\sigma}_\eta + 3JS - \phi^s. \quad (5)$$

$v_J = 3JSa_0/2\hbar$ is the exchange velocity of magnons with the length of the bond between neighboring magnetic atoms a_0 . Here, $\eta = \pm 1$ is the valley index labelling the two inequivalent valleys K_\pm and $\boldsymbol{\sigma}_\eta = (\eta\sigma_x, \eta\sigma_y)$ are the Pauli matrices representing a pseudospin from the sublattice DOF. The vector potential $\mathbf{A}^s = \hbar\frac{\beta}{2a_0}(\varepsilon_{xx} -$

$\varepsilon_{yy}, -2\varepsilon_{xy}$) couples minimally to the magnonic excitations with opposite signs at the two valley points, which results in the activation of the valley DOF. The scalar potential $\phi^s = \frac{3JS}{2}\beta(\varepsilon_{xx} + \varepsilon_{yy})$ originates from the change of density due to the variation of the sample area described by $\nabla \cdot \mathbf{u}$. The factor β encodes the strength of the magneto-elastic coupling. Note that the emergence of the strain gauge fields is related to the fact that quasiparticles in Dirac systems are described by the corresponding relativisticlike equations [73–77].

The introduction of the gauge fields (ϕ^s, \mathbf{A}^s) leads to emergent pseudo electromagnetic fields:

$$\mathbf{E}_1^s = -\nabla\phi^s, \quad \mathbf{E}_2^s = -\partial_t \mathbf{A}^s, \quad (6a)$$

$$\mathbf{B}^s = \nabla \times \mathbf{A}^s. \quad (6b)$$

Here, \mathbf{E}_2^s is generated only when considering a time-varying strain such as SAWs and has a significant importance for the main results. Fundamentally, this pseudo electric field couples not the charge DOF but the valley, and hence opens a new paradigm to explore novel properties of charge-neutral quasiparticles [78–80]. Previous magnon transport in conventional antiferromagnets relies on thermal gradients as a driving force [81–86], but these alone cannot separate the spin between two magnons; therefore, a magnon-mediated spin current has been difficult to generate without lifting the degeneracy of two magnons. However, in honeycomb antiferromagnets, the valley DOF is activated by the strain gauge fields and hence has a potential to result in a pure spin current by combining with the valley-contrasting magnon Berry curvature.

The semiclassical equations for magnons under strain-induced pseudo electromagnetic fields Eq. (6) are derived in a similar form to the conventional semiclassical equations for electrons [87],

$$\dot{\mathbf{r}}_\eta^{\alpha(\beta)} = \frac{\partial \omega_\eta^{\alpha(\beta)}}{\partial \mathbf{q}} - \dot{\mathbf{q}}_\eta^{\alpha(\beta)} \times \boldsymbol{\Omega}_\eta^{\alpha(\beta)}, \quad (7a)$$

$$\hbar \dot{\mathbf{q}}_\eta^{\alpha(\beta)} = -\mathbf{E}_\eta^s - \dot{\mathbf{r}}_\eta^{\alpha(\beta)} \times \mathbf{B}_\eta^s, \quad (7b)$$

where we have introduced a compact form of pseudo-electromagnetic fields: $\mathbf{B}_\eta^s = \eta \mathbf{B}^s$, $\mathbf{E}_\eta^s = \mathbf{E}_1^s + \eta \mathbf{E}_2^s$. We should note the validity of the treatment in the framework of the semiclassical approach. The typical frequencies of SAWs range from MHz to GHz, whereas those of relevant magnons in the vicinity of valley points are of the order of THz; therefore we can assume that magnons adiabatically follow the deformation and their dynamics are governed by Eq. (7).

Rayleigh-type SAWs-induced pseudo electromagnetic fields.— Among the diverse modes of SAWs, the Rayleigh-type waves, which are the superposition of longitudinal and normal components, can be easily excited under traction-free boundary conditions on piezoelectric substrates [51]. Considering Rayleigh-type SAWs propagating on the surface of a piezoelectric substrate in the

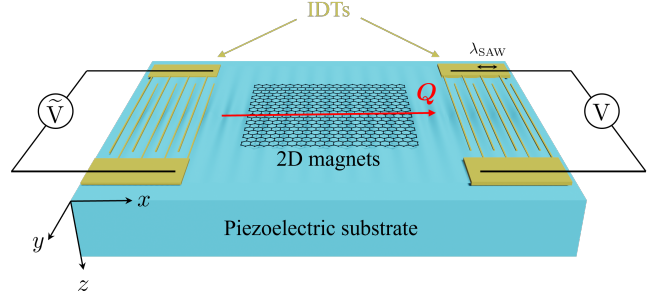


FIG. 3. Schematic illustration of the Rayleigh-type SAWs generation. SAWs are mainly generated, detected, and controlled by interdigital transducers (IDTs) placed on the ends of a piezoelectric substrate. IDTs are periodic arrays of metallic finger electrodes with a pitch of half the SAW wavelength $\lambda_{\text{SAW}} = 2\pi/Q$ and convert AC electric signals into the SAWs propagating along \mathbf{Q} via the inverse piezoelectric effect.

xy -plane [see Fig. 3], the displacement field is given by

$$\mathbf{u}_{\text{Rayleigh}}(\mathbf{r}, t) = \text{Re}[(u_L \hat{\mathbf{Q}} + i u_z \hat{\mathbf{z}}) e^{i(\mathbf{Q} \cdot \mathbf{r} - \omega t)}], \quad (8)$$

where u_L and u_z are the longitudinal and normal displacements, $\mathbf{Q} = Q(\cos \theta, \sin \theta)$ is the in-plane propagating wave vector with θ being an azimuthal angle, and ω is the frequency of applying SAWs. Here, $\theta = 0$ corresponds to the x -direction with the zigzag orientation of the honeycomb lattice. The Rayleigh-type SAWs-induced pseudo electric fields reads

$$\mathbf{E}_2^s = \hbar \frac{\beta}{2a_0} c_t \xi Q^2 \text{Re}[u_L (-\cos 3\theta \hat{\mathbf{Q}} + \sin 3\theta \hat{\boldsymbol{\theta}}) e^{i(\mathbf{Q} \cdot \mathbf{r} - \omega t)}], \quad (9)$$

where $\hat{\boldsymbol{\theta}} = \partial_\theta \hat{\mathbf{Q}} = (-\sin \theta, \cos \theta)$ is the azimuthal unit vector transverse to $\hat{\mathbf{Q}}$, c_t is the transverse velocity of the sound wave, and ξ is a constant characterizing the SAWs dispersion as $\omega = c_t \xi Q$. We should note that the pseudo electromagnetic fields stemming from the out-of-plane displacement are proportional to u_z^2 due to $\partial_i \hbar \partial_j \hbar$, which is less relevant under weak strain, and hence we neglect their contributions in the following analysis.

Acousto-magnonic Hall effect.— As a demonstration of semiclassical magnon transport driven by SAWs-induced gauge fields, we consider magnon-mediated spin currents. Because the two valley points are largely separated in the Brillouin zone, the valley index η can be used as a good quantum number in the presence of weak disorder. In previous works, various electron transport phenomena under strain applied to 2D Dirac materials have been intensively studied [88–97]. However, the role of SAWs in magnon transport has not been well investigated yet.

Since the two magnons are completely decoupled in Eq. (3), we can treat the dynamics of each mode independently. The Boltzmann equation for $\alpha(\beta)$ -magnons is

then given by,

$$\frac{\partial n_{\eta}^{\alpha(\beta)}}{\partial t} + \dot{\mathbf{r}}_{\eta} \cdot \frac{\partial n_{\eta}^{\alpha(\beta)}}{\partial \mathbf{r}} + \dot{\mathbf{q}}_{\eta} \cdot \frac{\partial n_{\eta}^{\alpha(\beta)}}{\partial \mathbf{q}} = -\frac{n_{\eta}^{\alpha(\beta)} - n^{\text{eq}}}{\tau}, \quad (10)$$

where $n_{\eta}^{\alpha(\beta)}(\mathbf{r}, \mathbf{q}, t)$ and $n^{\text{eq}} = n_{\text{B}}(\hbar\omega_{\mathbf{q}})$ are the local and the global equilibrium distributions for α (β)-magnons with valley η and relative momentum \mathbf{q} with the Bose-Einstein distribution function $n_{\text{B}}(\epsilon) = (e^{\epsilon/k_{\text{B}}T} - 1)^{-1}$. τ is the momentum relaxation time for magnons.

We are now ready to discuss the magnon-mediated spin currents driven by the Rayleigh-type SAWs. By invoking the Bogoliubov transformation, we obtain the z component of the total spin as $\hbar \sum_{\mathbf{k}} (-\hat{\alpha}_{\mathbf{k}}^{\dagger} \hat{\alpha}_{\mathbf{k}} + \hat{\beta}_{\mathbf{k}}^{\dagger} \hat{\beta}_{\mathbf{k}})$, and thereby $-\hbar$ ($+\hbar$) spin angular momentum is carried by α (β)-magnons [98]. Because we are interested in the strain gauge fields-induced magnon transport, we only consider the contribution from the vicinity of K_{\pm} :

$$\mathbf{j}_s^z = \hbar \sum_{\eta=\pm 1} \int [\text{d}\mathbf{q}] (-\mathcal{D}^{\alpha} \dot{\mathbf{r}}_{\eta}^{\alpha} n_{\eta}^{\alpha} + \mathcal{D}^{\beta} \dot{\mathbf{r}}_{\eta}^{\beta} n_{\eta}^{\beta}), \quad (11)$$

where the factor $\mathcal{D}^{\alpha(\beta)} \equiv 1 + \frac{1}{\hbar} \mathbf{B}_{\eta}^s \cdot \boldsymbol{\Omega}_{\eta}^{\alpha(\beta)}(\mathbf{q})$ is a field-induced correction to the volume of the phase space and $\int [\text{d}\mathbf{q}] \equiv \int \text{d}^2\mathbf{q} / (2\pi)^2$. By substituting Eq. (7) into Eq. (11), we obtain a transverse magnon-mediated spin current as

$$\mathbf{j}_s^z = -\mathbf{E}_2^s \times \int [\text{d}\mathbf{q}] \boldsymbol{\Omega}_{+}^{\alpha} (n_{+}^{\alpha} + n_{-}^{\alpha} + n_{+}^{\beta} + n_{-}^{\beta}), \quad (12)$$

where we have used the relation $\boldsymbol{\Omega}_{\mathbf{k}}^{\alpha} = -\boldsymbol{\Omega}_{-\mathbf{k}}^{\alpha} = -\boldsymbol{\Omega}_{\mathbf{k}}^{\beta}$. Equation (12) is the main result of this Letter, which originates from the interplay between the strain gauge fields and the magnon Berry curvature. Both of them have a valley-contrasting property and work in the opposite direction at the two valley points respectively, resulting in a net spin Hall current [see Fig. 1]. Furthermore, Eq. (12) gives a finite contribution even when the magnon distributions are equilibrium; therefore, our mechanically driven spin Hall current dubbed acousto-magnonic Hall effect becomes independent of the magnon relaxation time τ and hence provides an intrinsic dissipationless spin current.

Discussion.—Finally, we will discuss the experimental feasibility of our acousto-magnonic Hall effect. The experimental realization can be achieved with a van der Waals layered magnet which is placed on a piezoelectric substrate. Transition metal phosphorus trichalcogenides MPX_3 ($M = \text{Mn, Fe, Ni}$; $X = \text{S, Se}$) are a family of AFM semiconductors with a bandgap of the order of 1 eV [11–15], which is much larger than the typical frequency of SAWs, and hence the spin transport is dominated by magnons. Here, we suppose MnPS_3 as a candidate of Néel-type antiferromagnets [45–48], in which long-distance magnon transport over several micrometers

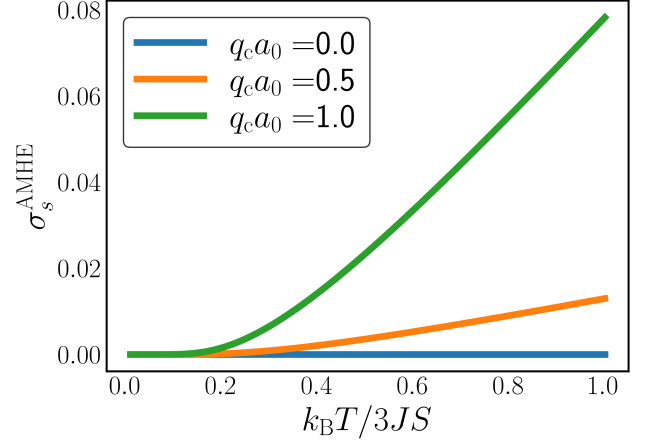


FIG. 4. Temperature dependence of the acousto-magnonic Hall conductivity σ_s^{AMHE} .

has been recently observed [99]. By introducing the cut-off wave number q_c , which is a radius of the effective region of strain gauge fields in the vicinity of each valley point, the spin Hall conductivity is approximated as

$$\begin{aligned} \sigma_s^{\text{AMHE}} &= \int_{3JS/\sqrt{1-a_0^2 q_c^2/4}}^{3JS} d\epsilon D(\epsilon) \Omega^{\alpha}(\epsilon) n_{\text{B}}(\epsilon) \\ &\simeq \frac{q_c^2 a_0^2}{4\pi} \frac{1}{e^{3JS/k_{\text{B}}T} - 1}, \end{aligned} \quad (13)$$

where $D(\epsilon)$ is the density of states and we have defined the spin Hall conductivity owing to acousto-magnonic Hall effect as $\mathbf{j}_s^z = \sigma_s^{\text{AMHE}} \mathbf{E}_2^s \times \hat{\mathbf{z}}$. Fig. 4 shows the temperature and q_c dependences of σ_s^{AMHE} , in which the horizontal axis is normalized by $3JS/k_{\text{B}} \simeq 134$ K. The Néel temperature is experimentally obtained as $T_{\text{N}} \simeq 79$ K [48, 99]. Therefore, the amplitude of the spin current is estimated as $|\mathbf{j}_s^z| \simeq 30$ meV/m at $T \sim T_{\text{N}}$ with the pseudo electric field $|\mathbf{E}_2^s| \simeq 1$ eV/m induced by the Rayleigh-type SAWs. Here, we have used the parameters [99]: $J \sim 1.54$ meV, $S = 5/2$, $u_L \sim 100$ pm, $\lambda_{\text{SAW}} = 2\pi/Q \sim 1$ μm , $a_0 \sim 1$ \AA , $c_t = 4000$ m/s, $\beta \sim 1$, and $\xi \simeq 0.95$.

The conventional strategy for generating magnon spin currents in AMF spintronics has been applying magnetic fields in order to lift the degeneracy of magnons or to realize a canted AFM structure along the fields [37–39]. This provides only weak spin currents due to extrinsically perturbative magnetic fields. On the other hand, the valley DOF, which is a characteristic of the honeycomb lattice structure, is activated by the strain-induced gauge fields. Here, we have focused on the interplay between the strain gauge fields and the magnon Berry curvature, which have opposite sign between the two valley points respectively, resulting in an intrinsic dissipationless magnon spin Hall current. This fact may offer an innovative perspective on the long-standing dilemma for

null stray field and robustness against external magnetic fields that antiferromagnets show only weak magnetic responses which are hard to detect and control. Furthermore, our acousto-magnonic Hall effect does not require the Dzyaloshinskii-Moriya interaction, which is an essential ingredient for the magnon spin Nernst effect [81–83] but is negligible in MnPS_3 [100]. Therefore, our results will overcome the difficulties inherent in the use of antiferromagnets and provide a building block for more sophisticated AFM spintronics.

Conclusion.—In summary, we have developed a basic framework of SAWs-driven magnon transport in a honeycomb antiferromagnet. Here, we have proposed a magnon-mediated spin Hall current driven by the Rayleigh-type SAWs dubbed acousto-magnonic Hall effect as a novel probe for exploring the magnetic properties of such 2D vdW antiferromagnets. By focusing on the valley DOF, we have revealed that the interplay between the strain gauge fields and the magnon Berry curvature results in an intrinsic dissipationless spin current without the Dzyaloshinskii-Moriya interaction in the Néel ordered state. Therefore, our results open a promising route for mechanical detection and manipulation of the magnetic order in 2D antiferromagnets. Furthermore, they will overcome the difficulties with weak magnetic responses inherent in the use of antiferromagnets and hence provide a building block for future AFM spintronics. Our work motivates further systematic studies on 2D vdW magnets, which are significant not only for the potentially diverse applications, but also for the fundamental understanding of 2D magnetism.

The authors are grateful to K. Shinada, M. Chazono, S. Kaneshiro, T. Funato, J. Fujimoto, and D. Oue for valuable discussions. R.S. thanks Y. Nozaki, K. Yamanoi, T. Horaguchi, S. Watanabe, and S. Fujii for providing helpful comments from an experimental point of view. R.S. is supported by JSPS KAKENHI (Grants JP 22J20221 and 22KJ1937). This work was supported by the Priority Program of Chinese Academy of Sciences under Grant No. XDB28000000, and by JSPS KAKENHI for Grants (No. 20H01863, 21H04565, and 23H01839) from MEXT, Japan.

* sano.ryotaro.52v@st.kyoto-u.ac.jp

- [1] N. D. Mermin and H. Wagner, “Absence of ferromagnetism or antiferromagnetism in one- or two-dimensional isotropic heisenberg models,” *Phys. Rev. Lett.* **17**, 1133–1136 (1966).
- [2] Cheng Gong, Lin Li, Zhenglu Li, Huiwen Ji, Alex Stern, Yang Xia, Ting Cao, Wei Bao, Chenzhe Wang, Yuan Wang, Z. Q. Qiu, R. J. Cava, Steven G. Louie, Jing Xia, and Xiang Zhang, “Discovery of intrinsic ferromagnetism in two-dimensional van der waals crystals,” *Nature* **546**, 265–269 (2017).
- [3] Bevin Huang, Genevieve Clark, Efrén Navarro-Moratalla, Dahlia R. Klein, Ran Cheng, Kyle L. Seyler, Ding Zhong, Emma Schmidgall, Michael A. McGuire, David H. Cobden, Wang Yao, Di Xiao, Pablo Jarillo-Herrero, and Xiaodong Xu, “Layer-dependent ferromagnetism in a van der waals crystal down to the monolayer limit,” *Nature* **546**, 270–273 (2017).
- [4] Kenneth S. Burch, David Mandrus, and Je-Geun Park, “Magnetism in two-dimensional van der waals materials,” *Nature* **563**, 47–52 (2018).
- [5] Cheng Gong and Xiang Zhang, “Two-dimensional magnetic crystals and emergent heterostructure devices,” *Science* **363**, eaav4450 (2019).
- [6] M. Gibertini, M. Koperski, A. F. Morpurgo, and K. S. Novoselov, “Magnetic 2d materials and heterostructures,” *Nature Nanotechnology* **14**, 408–419 (2019).
- [7] Kin Fai Mak, Jie Shan, and Daniel C. Ralph, “Probing and controlling magnetic states in 2d layered magnetic materials,” *Nature Reviews Physics* **1**, 646–661 (2019).
- [8] Bevin Huang, Michael A. McGuire, Andrew F. May, Di Xiao, Pablo Jarillo-Herrero, and Xiaodong Xu, “Emergent phenomena and proximity effects in two-dimensional magnets and heterostructures,” *Nature Materials* **19**, 1276–1289 (2020).
- [9] David L. Cortie, Grace L. Causer, Kirrily C. Rule, Helmut Fritzsche, Wolfgang Kreuzpaintner, and Frank Klose, “Two-dimensional magnets: Forgotten history and recent progress towards spintronic applications,” *Advanced Functional Materials* **30**, 1901414 (2020).
- [10] Shuqing Zhang, Runzhang Xu, Nannan Luo, and Xiaolong Zou, “Two-dimensional magnetic materials: structures, properties and external controls,” *Nanoscale* **13**, 1398–1424 (2021).
- [11] Mauro Och, Marie-Blandine Martin, Bruno Dlubak, Pierre Seneor, and Cecilia Mattevi, “Synthesis of emerging 2d layered magnetic materials,” *Nanoscale* **13**, 2157–2180 (2021).
- [12] Xue Jiang, Qinxi Liu, Jianpei Xing, Nanshu Liu, Yu Guo, Zhifeng Liu, and Jijun Zhao, “Recent progress on 2d magnets: Fundamental mechanism, structural design and modification,” *Applied Physics Reviews* **8**, 031305 (2021).
- [13] Hang Xu, Shengjie Xu, Xun Xu, Jincheng Zhuang, Weichang Hao, and Yi Du, “Recent advances in two-dimensional van der waals magnets,” *Microstructures* **2**, 2022011 (2022).
- [14] Qing Hua Wang, Amilcar Bedoya-Pinto, Mark Blei, Avalon H. Dismukes, Assaf Hamo, Sarah Jenkins, Maciej Koperski, Yu Liu, Qi-Chao Sun, Evan J. Telford, Hyun Ho Kim, Mathias Augustin, Uri Vool, Jia-Xin Yin, Lu Hua Li, Alexey Falin, Cory R. Dean, Fèlix Casanova, Richard F. L. Evans, Mairbek Chshiev, Artem Mishchenko, Cedimir Petrovic, Rui He, Li-uyan Zhao, Adam W. Tsen, Brian D. Gerardot, Mauro Brotons-Gisbert, Zurab Guguchia, Xavier Roy, Sefaattin Tongay, Ziwei Wang, M. Zahid Hasan, Joerg Wrachtrup, Amir Yacoby, Albert Fert, Stuart Parkin, Kostya S. Novoselov, Pengcheng Dai, Luis Balicas, and Elton J. G. Santos, “The magnetic genome of two-dimensional van der waals materials,” *ACS Nano* **16**, 6960–7079 (2022).
- [15] Hidekazu Kurebayashi, Jose H. Garcia, Safe Khan, Jairo Sinova, and Stephan Roche, “Magnetism, symmetry and spin transport in van der waals layered systems,”

- Nature Reviews Physics* **4**, 150–166 (2022).
- [16] Bevin Huang, Genevieve Clark, Dahlia R. Klein, David MacNeill, Efrén Navarro-Moratalla, Kyle L. Seyler, Nathan Wilson, Michael A. McGuire, David H. Cobden, Di Xiao, Wang Yao, Pablo Jarillo-Herrero, and Xiaodong Xu, “Electrical control of 2d magnetism in bilayer CrI_3 ,” *Nature Nanotechnology* **13**, 544–548 (2018).
 - [17] Shengwei Jiang, Jie Shan, and Kin Fai Mak, “Electric-field switching of two-dimensional van der Waals magnets,” *Nature Materials* **17**, 406–410 (2018).
 - [18] Shengwei Jiang, Lizhong Li, Zefang Wang, Kin Fai Mak, and Jie Shan, “Controlling magnetism in 2d CrI_3 by electrostatic doping,” *Nature Nanotechnology* **13**, 549–553 (2018).
 - [19] Tiancheng Song, Xinghan Cai, Matisse Wei-Yuan Tu, Xiaou Zhang, Bevin Huang, Nathan P. Wilson, Kyle L. Seyler, Lin Zhu, Takashi Taniguchi, Kenji Watanabe, Michael A. McGuire, David H. Cobden, Di Xiao, Wang Yao, and Xiaodong Xu, “Giant tunneling magnetoresistance in spin-filter van der Waals heterostructures,” *Science* **360**, 1214–1218 (2018).
 - [20] Baishun Yang, Xiaolin Zhang, Hongxin Yang, Xiufeng Han, and Yu Yan, “Strain controlling transport properties of heterostructure composed of monolayer CrI_3 ,” *Applied Physics Letters* **114**, 192405 (2019).
 - [21] Tiancheng Song, Zaiyao Fei, Matthew Yankowitz, Zhong Lin, Qianni Jiang, Kyle Hwangbo, Qi Zhang, Bosong Sun, Takashi Taniguchi, Kenji Watanabe, Michael A. McGuire, David Graf, Ting Cao, Jiun-Haw Chu, David H. Cobden, Cory R. Dean, Di Xiao, and Xiaodong Xu, “Switching 2d magnetic states via pressure tuning of layer stacking,” *Nature Materials* **18**, 1298–1302 (2019).
 - [22] Weijong Chen, Zeyuan Sun, Zhongjie Wang, Lehua Gu, Xiaodong Xu, Shiwei Wu, and Chunlei Gao, “Direct observation of van der Waals stacking-dependent interlayer magnetism,” *Science* **366**, 983–987 (2019).
 - [23] Chenhao Jin, Zui Tao, Kaifei Kang, Kenji Watanabe, Takashi Taniguchi, Kin Fai Mak, and Jie Shan, “Imaging and control of critical fluctuations in two-dimensional magnets,” *Nature Materials* **19**, 1290–1294 (2020).
 - [24] Zaiyao Fei, Bevin Huang, Paul Malinowski, Wenbo Wang, Tiancheng Song, Joshua Sanchez, Wang Yao, Di Xiao, Xiaoyang Zhu, Andrew F. May, Weida Wu, David H. Cobden, Jiun-Haw Chu, and Xiaodong Xu, “Two-dimensional itinerant ferromagnetism in atomically thin Fe_3GeTe_2 ,” *Nature Materials* **17**, 778–782 (2018).
 - [25] Yujun Deng, Yijun Yu, Yichen Song, Jingzhao Zhang, Nai Zhou Wang, Zeyuan Sun, Yangfan Yi, Yi Zheng Wu, Shiwei Wu, Junyi Zhu, Jing Wang, Xian Hui Chen, and Yuanbo Zhang, “Gate-tunable room-temperature ferromagnetism in two-dimensional Fe_3GeTe_2 ,” *Nature* **563**, 94–99 (2018).
 - [26] D. R. Klein, D. MacNeill, J. L. Lado, D. Soriano, E. Navarro-Moratalla, K. Watanabe, T. Taniguchi, S. Manni, P. Canfield, J. Fernández-Rossier, and P. Jarillo-Herrero, “Probing magnetism in 2d van der Waals crystalline insulators via electron tunneling,” *Science* **360**, 1218–1222 (2018).
 - [27] Zhe Wang, Marco Gibertini, Dumitru Dumcenco, Takashi Taniguchi, Kenji Watanabe, Enrico Giannini, and Alberto F. Morpurgo, “Determining the phase diagram of atomically thin layered antiferromagnet CrCl_3 ,” *Nature Nanotechnology* **14**, 1116–1122 (2019).
 - [28] Zhaowei Zhang, Jingzhi Shang, Chongyun Jiang, Abdullah Rasmita, Weibo Gao, and Ting Yu, “Direct photoluminescence probing of ferromagnetism in monolayer two-dimensional CrBr_3 ,” *Nano Letters* **19**, 3138–3142 (2019).
 - [29] M. Kim, P. Kumaravadivel, J. Birkbeck, W. Kuang, S. G. Xu, D. G. Hopkinson, J. Knolle, P. A. McClarty, A. I. Berdyugin, M. Ben Shalom, R. V. Gorbachev, S. J. Haigh, S. Liu, J. H. Edgar, K. S. Novoselov, I. V. Grigorieva, and A. K. Geim, “Micromagnetometry of two-dimensional ferromagnets,” *Nature Electronics* **2**, 457–463 (2019).
 - [30] Anike Purbawati, Johann Coraux, Jan Vogel, Abdelali Hadj-Azzem, NianJheng Wu, Nedjma Bendib, David Jegouso, Julien Renard, Laetitia Marty, Vincent Bouchiat, André Sulpice, Lucia Aballe, Michael Foerster, Francesca Genuzio, Andrea Locatelli, Tevfik Onur Menteş, Zheng Vitto Han, Xingdan Sun, Manuel Núñez-Regueiro, and Nicolas Rougemaille, “In-plane magnetic domains and Néel-like domain walls in thin flakes of the room temperature CrTe_2 van der Waals ferromagnet,” *ACS Applied Materials & Interfaces* **12**, 30702–30710 (2020).
 - [31] Ke-zhao Du, Xing-zhi Wang, Yang Liu, Peng Hu, M. Iqbal Bakti Utama, Chee Kwan Gan, Qihua Xiong, and Christian Kloc, “Weak van der Waals stacking, wide-range band gap, and Raman study on ultrathin layers of metal phosphorus trichalcogenides,” *ACS Nano* **10**, 1738–1743 (2016).
 - [32] P. A. Joy and S. Vasudevan, “Magnetism in the layered transition-metal thiophosphates MPS_3 ($\text{M}=\text{Mn}, \text{Fe}$, and Ni),” *Phys. Rev. B* **46**, 5425–5433 (1992).
 - [33] E. Ressouche, M. Loire, V. Simonet, R. Ballou, A. Stunault, and A. Wildes, “Magnetoelectric MnPS_3 as a candidate for ferrotoroidicity,” *Phys. Rev. B* **82**, 100408 (2010).
 - [34] A. R. Wildes, V. Simonet, E. Ressouche, G. J. McIntyre, M. Avdeev, E. Suard, S. A. J. Kimber, D. Lançon, G. Pepe, B. Moubaraki, and T. J. Hicks, “Magnetic structure of the quasi-two-dimensional antiferromagnet NiPS_3 ,” *Phys. Rev. B* **92**, 224408 (2015).
 - [35] D. Lançon, R. A. Ewings, T. Guidi, F. Formisano, and A. R. Wildes, “Magnetic exchange parameters and anisotropy of the quasi-two-dimensional antiferromagnet NiPS_3 ,” *Phys. Rev. B* **98**, 134414 (2018).
 - [36] Gen Long, Hugo Henck, Marco Gibertini, Dumitru Dumcenco, Zhe Wang, Takashi Taniguchi, Kenji Watanabe, Enrico Giannini, and Alberto F. Morpurgo, “Persistence of magnetism in atomically thin MnPS_3 crystals,” *Nano Letters* **20**, 2452–2459 (2020).
 - [37] T. Jungwirth, X. Marti, P. Wadley, and J. Wunderlich, “Antiferromagnetic spintronics,” *Nature Nanotechnology* **11**, 231–241 (2016).
 - [38] V. Baltz, A. Manchon, M. Tsoi, T. Moriyama, T. Ono, and Y. Tserkovnyak, “Antiferromagnetic spintronics,” *Rev. Mod. Phys.* **90**, 015005 (2018).
 - [39] Danrong Xiong, Yuhao Jiang, Kewen Shi, Ao Du, Yuxuan Yao, Zongxia Guo, Daoqian Zhu, Kaihua Cao, Shouzhong Peng, Wenlong Cai, Dapeng Zhu, and Weisheng Zhao, “Antiferromagnetic spintronics: An overview and outlook,” *Fundamental Research* **2**, 522–534 (2022).

- [40] Cheng-Tai Kuo, Michael Neumann, Karuppannan Balamurugan, Hyun Ju Park, Soonmin Kang, Hung Wei Shiu, Jin Hyoun Kang, Byung Hee Hong, Moonsup Han, Tae Won Noh, and Je-Geun Park, “Exfoliation and raman spectroscopic fingerprint of few-layer nips3 van der waals crystals,” *Scientific Reports* **6**, 20904 (2016).
- [41] Jae-Ung Lee, Sungmin Lee, Ji Hoon Ryoo, Soonmin Kang, Tae Yun Kim, Pilkwang Kim, Cheol-Hwan Park, Je-Geun Park, and Hyeonsik Cheong, “Ising-type magnetic ordering in atomically thin feps3,” *Nano Letters* **16**, 7433–7438 (2016).
- [42] Xingzhi Wang, Kezhao Du, Yu Yang Fredrik Liu, Peng Hu, Jun Zhang, Qing Zhang, Man Hon Samuel Owen, Xin Lu, Chee Kwan Gan, Pinaki Sengupta, Christian Kloc, and Qihua Xiong, “Raman spectroscopy of atomically thin two-dimensional magnetic iron phosphorus trisulfide (feps3) crystals,” *2D Materials* **3**, 031009 (2016).
- [43] Amber McCreary, Jeffrey R. Simpson, Thuc T. Mai, Robert D. McMichael, Jason E. Douglas, Nicholas Butch, Cindi Dennis, Rolando Valdés Aguilar, and Angela R. Hight Walker, “Quasi-two-dimensional magnon identification in antiferromagnetic FePs₃ via magnetoraman spectroscopy,” *Phys. Rev. B* **101**, 064416 (2020).
- [44] Ping Liu, Zilong Xu, Haoliang Huang, Jing Li, Chao Feng, Meng Huang, Mo Zhu, Zhongping Wang, Zengming Zhang, Dazhi Hou, Yalin Lu, and Bin Xiang, “Exploring the magnetic ordering in atomically thin antiferromagnetic mnpse3 by raman spectroscopy,” *Journal of Alloys and Compounds* **828**, 154432 (2020).
- [45] Yu-Jia Sun, Qing-Hai Tan, Xue-Lu Liu, Yuan-Fei Gao, and Jun Zhang, “Probing the magnetic ordering of antiferromagnetic mnps3 by raman spectroscopy,” *The Journal of Physical Chemistry Letters* **10**, 3087–3093 (2019).
- [46] Kangwon Kim, Soo Yeon Lim, Jungcheol Kim, Jae-Ung Lee, Sungmin Lee, Pilkwang Kim, Kisoo Park, Suhan Son, Cheol-Hwan Park, Je-Geun Park, and Hyeonsik Cheong, “Antiferromagnetic ordering in van der waals 2d magnetic material mnps3 probed by raman spectroscopy,” *2D Materials* **6**, 041001 (2019).
- [47] Hao Chu, Chang Jae Roh, Joshua O. Island, Chen Li, Sungmin Lee, Jingjing Chen, Je-Geun Park, Andrea F. Young, Jong Seok Lee, and David Hsieh, “Linear magnetoelectric phase in ultrathin mnps₃ probed by optical second harmonic generation,” *Phys. Rev. Lett.* **124**, 027601 (2020).
- [48] Zhuoliang Ni, Huiqin Zhang, David A. Hopper, Amanda V. Haglund, Nan Huang, Deep Jariwala, Lee C. Bassett, David G. Mandrus, Eugene J. Mele, Charles L. Kane, and Liang Wu, “Direct imaging of antiferromagnetic domains and anomalous layer-dependent mirror symmetry breaking in atomically thin mnps₃,” *Phys. Rev. Lett.* **127**, 187201 (2021).
- [49] Zeyuan Sun, Yangfan Yi, Tiancheng Song, Genevieve Clark, Bevin Huang, Yuwei Shan, Shuang Wu, Di Huang, Chunlei Gao, Zhanghai Chen, Michael McGuire, Ting Cao, Di Xiao, Wei-Tao Liu, Wang Yao, Xiaodong Xu, and Shiwei Wu, “Giant nonreciprocal second-harmonic generation from antiferromagnetic bilayer cri3,” *Nature* **572**, 497–501 (2019).
- [50] Zhuoliang Ni, A. V. Haglund, H. Wang, B. Xu, C. Bernhard, D. G. Mandrus, X. Qian, E. J. Mele, C. L. Kane, and Liang Wu, “Imaging the néel vector switching in the monolayer antiferromagnet mnpse3 with strain-controlled ising order,” *Nature Nanotechnology* **16**, 782–787 (2021).
- [51] Xuchen Nie, Xiaoyue Wu, Yang Wang, Siyuan Ban, Zhihao Lei, Jiabao Yi, Ying Liu, and Yanpeng Liu, “Surface acoustic wave induced phenomena in two-dimensional materials,” *Nanoscale Horizons* (2023), 10.1039/D2NH00458E.
- [52] Yago Ferreira and María A. H. Vozmediano, “Elastic gauge fields and hall viscosity of dirac magnons,” *Phys. Rev. B* **97**, 054404 (2018).
- [53] Mary Madelynn Nayga, Stephan Rachel, and Matthias Vojta, “Magnon landau levels and emergent supersymmetry in strained antiferromagnets,” *Phys. Rev. Lett.* **123**, 207204 (2019).
- [54] Tianyu Liu and Zheng Shi, “Strain-induced dispersive landau levels: Application in twisted honeycomb magnets,” *Phys. Rev. B* **103**, 144420 (2021).
- [55] Junsong Sun, Nvsen Ma, Tao Ying, Huaiming Guo, and Shiping Feng, “Quantum monte carlo study of honeycomb antiferromagnets under a triaxial strain,” *Phys. Rev. B* **104**, 125117 (2021).
- [56] Junsong Sun, Huaiming Guo, and Shiping Feng, “Magnon landau levels in the strained antiferromagnetic honeycomb nanoribbons,” *Phys. Rev. Research* **3**, 043223 (2021).
- [57] Ken-ichi Uchida, Hiroto Adachi, Takeru Ota, Hiroyasu Nakayama, Sadamichi Maekawa, and Eiji Saitoh, “Observation of longitudinal spin-seebeck effect in magnetic insulators,” *Applied Physics Letters* **97**, 172505 (2010).
- [58] V V Kruglyak, S O Demokritov, and D Grundler, “Magnonics,” *Journal of Physics D: Applied Physics* **43**, 264001 (2010).
- [59] A A Serga, A V Chumak, and B Hillebrands, “YIG magnonics,” *Journal of Physics D: Applied Physics* **43**, 264002 (2010).
- [60] Y. Kajiwara, K. Harii, S. Takahashi, J. Ohe, K. Uchida, M. Mizuguchi, H. Umezawa, H. Kawai, K. Ando, K. Takanashi, S. Maekawa, and E. Saitoh, “Transmission of electrical signals by spin-wave interconversion in a magnetic insulator,” *Nature* **464**, 262–266 (2010).
- [61] A. V. Chumak, V. I. Vasyuchka, A. A. Serga, and B. Hillebrands, “Magnon spintronics,” *Nature Physics* **11**, 453–461 (2015).
- [62] YoshiChika Otani, Masashi Shiraishi, Akira Oiwa, Eiji Saitoh, and Shuichi Murakami, “Spin conversion on the nanoscale,” *Nature Physics* **13**, 829–832 (2017).
- [63] A V Chumak and H Schultheiss, “Magnonics: spin waves connecting charges, spins and photons,” *Journal of Physics D: Applied Physics* **50**, 300201 (2017).
- [64] Matthias Althammer, “Pure spin currents in magnetically ordered insulator/normal metal heterostructures,” *Journal of Physics D: Applied Physics* **51**, 313001 (2018).
- [65] L. J. Cornelissen, J. Liu, R. A. Duine, J. Ben Youssef, and B. J. van Wees, “Long-distance transport of magnon spin information in a magnetic insulator at room temperature,” *Nature Physics* **11**, 1022–1026 (2015).
- [66] Sebastian T. B. Goennenwein, Richard Schlitz, Matthias Pernpeintner, Kathrin Ganzhorn, Matthias Althammer, Rudolf Gross, and Hans Huebl, “Non-local magnetoresistance in yig/pt nanostructures,” *Applied Physics Letters* **107**, 172405 (2015).
- [67] V. E. Demidov, S. Urazhdin, B. Divinskiy, V. D.

- Bessonov, A. B. Rinkevich, V. V. Ustinov, and S. O. Demokritov, “Chemical potential of quasi-equilibrium magnon gas driven by pure spin current,” *Nature Communications* **8**, 1579 (2017).
- [68] Kevin S. Olsson, Kyongmo An, Gregory A. Fiete, Jian-shi Zhou, Li Shi, and Xiaoqin Li, “Pure spin current and magnon chemical potential in a nonequilibrium magnetic insulator,” *Phys. Rev. X* **10**, 021029 (2020).
- [69] Richard Schlitz, Saül Vélez, Akashdeep Kamra, Charles-Henri Lambert, Michaela Lammel, Sebastian T. B. Goennenwein, and Pietro Gambardella, “Control of nonlocal magnon spin transport via magnon drift currents,” *Phys. Rev. Lett.* **126**, 257201 (2021).
- [70] T. Holstein and H. Primakoff, “Field dependence of the intrinsic domain magnetization of a ferromagnet,” *Phys. Rev.* **58**, 1098–1113 (1940).
- [71] L.D. Landau, E.M. Lifshic, E.M. Lifshitz, A.M. Kosevich, J.B. Sykes, L.P. Pitaevskii, and W.H. Reid, *Theory of Elasticity: Volume 7*, Course of theoretical physics (Elsevier Science, 1986).
- [72] See the Supplemental Materials for the detailed derivation of the effective Hamiltonian under strain.
- [73] M.A.H. Vozmediano, M.I. Katsnelson, and F. Guinea, “Gauge fields in graphene,” *Physics Reports* **496**, 109–148 (2010).
- [74] Fernando de Juan, Juan L. Mañes, and María A. H. Vozmediano, “Gauge fields from strain in graphene,” *Phys. Rev. B* **87**, 165131 (2013).
- [75] Gerardo G Naumis, Salvador Barraza-Lopez, Maurice Oliva-Leyva, and Humberto Terrones, “Electronic and optical properties of strained graphene and other strained 2d materials: a review,” *Reports on Progress in Physics* **80**, 096501 (2017).
- [76] Dawei Zhai and Nancy Sandler, “Electron dynamics in strained graphene,” *Modern Physics Letters B* **33**, 1930001 (2019).
- [77] Si-Yu Li, Ying Su, Ya-Ning Ren, and Lin He, “Valley polarization and inversion in strained graphene via pseudo-landau levels, valley splitting of real landau levels, and confined states,” *Phys. Rev. Lett.* **124**, 106802 (2020).
- [78] Geremia Massarelli, Gideon Wachtel, John Y. T. Wei, and Arun Paramekanti, “Pseudo-landau levels of bogoliubov quasiparticles in strained nodal superconductors,” *Phys. Rev. B* **96**, 224516 (2017).
- [79] Emilian M. Nica and Marcel Franz, “Landau levels from neutral bogoliubov particles in two-dimensional nodal superconductors under strain and doping gradients,” *Phys. Rev. B* **97**, 024520 (2018).
- [80] Stephan Rachel, Lars Fritz, and Matthias Vojta, “Landau levels of majorana fermions in a spin liquid,” *Phys. Rev. Lett.* **116**, 167201 (2016).
- [81] Ran Cheng, Satoshi Okamoto, and Di Xiao, “Spin nernst effect of magnons in collinear antiferromagnets,” *Phys. Rev. Lett.* **117**, 217202 (2016).
- [82] Vladimir A. Zyuzin and Alexey A. Kovalev, “Magnon spin nernst effect in antiferromagnets,” *Phys. Rev. Lett.* **117**, 217203 (2016).
- [83] Y. Shiomi, R. Takashima, and E. Saitoh, “Experimental evidence consistent with a magnon nernst effect in the antiferromagnetic insulator mnps₃,” *Phys. Rev. B* **96**, 134425 (2017).
- [84] Rina Takashima, Yuki Shiomi, and Yukitoshi Motome, “Nonreciprocal spin seebeck effect in antiferromagnets,” *Phys. Rev. B* **98**, 020401 (2018).
- [85] Hiroki Kondo and Yutaka Akagi, “Nonlinear magnon spin nernst effect in antiferromagnets and strain-tunable pure spin current,” *Phys. Rev. Res.* **4**, 013186 (2022).
- [86] F. Feringa, J. M. Vink, and B. J. van Wees, “Spin nernst magnetoresistance for magnetization study of feps₃,” *Phys. Rev. B* **107**, 094428 (2023).
- [87] See detail derivation of the semiclassical equations for antiferromagnetic magnons.
- [88] Felix von Oppen, Francisco Guinea, and Eros Mariani, “Synthetic electric fields and phonon damping in carbon nanotubes and graphene,” *Phys. Rev. B* **80**, 075420 (2009).
- [89] V. Miseikis, J. E. Cunningham, K. Saeed, R. O’Rorke, and A. G. Davies, “Acoustically induced current flow in graphene,” *Applied Physics Letters* **100**, 133105 (2012).
- [90] Abolhassan Vaezi, Nima Abedpour, Reza Asgari, Alberto Cortijo, and María A. H. Vozmediano, “Topological electric current from time-dependent elastic deformations in graphene,” *Phys. Rev. B* **88**, 125406 (2013).
- [91] A. V. Kalameitsev, V. M. Kovalev, and I. G. Savenko, “Valley acoustoelectric effect,” *Phys. Rev. Lett.* **122**, 256801 (2019).
- [92] K. Sonowal, A. V. Kalameitsev, V. M. Kovalev, and I. G. Savenko, “Acoustoelectric effect in two-dimensional dirac materials exposed to rayleigh surface acoustic waves,” *Phys. Rev. B* **102**, 235405 (2020).
- [93] P. O. Sukhachov and H. Rostami, “Acoustogalvanic effect in dirac and weyl semimetals,” *Phys. Rev. Lett.* **124**, 126602 (2020).
- [94] Eran Sela, Yakov Bloch, Felix von Oppen, and Moshe Ben Shalom, “Quantum hall response to time-dependent strain gradients in graphene,” *Phys. Rev. Lett.* **124**, 026602 (2020).
- [95] Pankaj Bhalla, Giovanni Vignale, and Habib Rostami, “Pseudogauge field driven acoustoelectric current in two-dimensional hexagonal dirac materials,” *Phys. Rev. B* **105**, 125407 (2022).
- [96] Pai Zhao, Chithra H. Sharma, Renrong Liang, Christian Glasenapp, Lev Mourokh, Vadim M. Kovalev, Patrick Huber, Marta Prada, Lars Tiemann, and Robert H. Blick, “Acoustically induced giant synthetic hall voltages in graphene,” *Phys. Rev. Lett.* **128**, 256601 (2022).
- [97] Yuya Ominato, Daigo Oue, and Mamoru Matsuo, “Valley transport driven by dynamic lattice distortion,” *Phys. Rev. B* **105**, 195409 (2022).
- [98] Sergio M. Rezende, Antonio Azevedo, and Roberto L. Rodríguez-Suárez, “Introduction to antiferromagnetic magnons,” *Journal of Applied Physics* **126** (2019), 10.1063/1.5109132, 151101.
- [99] Wenyu Xing, Luyi Qiu, Xirui Wang, Yunyan Yao, Yang Ma, Ranran Cai, Shuang Jia, X. C. Xie, and Wei Han, “Magnon transport in quasi-two-dimensional van der waals antiferromagnets,” *Phys. Rev. X* **9**, 011026 (2019).
- [100] A. R. Wildes, S. Okamoto, and D. Xiao, “Search for nonreciprocal magnons in mnps₃,” *Phys. Rev. B* **103**, 024424 (2021).