

# Nearest Neighbor Machine Translation is Meta-Optimizer on Output Projection Layer

Ruize Gao<sup>1\*</sup> Zhirui Zhang<sup>2†</sup> Yichao Du<sup>3</sup> Lemao Liu<sup>2</sup> Rui Wang<sup>1†</sup>

<sup>1</sup>Shanghai Jiao Tong University <sup>2</sup>Tencent AI Lab

<sup>3</sup>University of Science and Technology of China

<sup>1</sup>ruizgaonlp@gmail.com, wangrui12@sjtu.edu.cn

<sup>2</sup>zrustc11@gmail.com, redmondliu@tencent.com

<sup>3</sup>duyichao@mail.ustc.edu.cn

## Abstract

Nearest Neighbor Machine Translation ( $k$ NN-MT) has achieved great success on domain adaptation tasks by integrating pre-trained Neural Machine Translation (NMT) models with domain-specific token-level retrieval. However, the reasons underlying its success have not been thoroughly investigated. In this paper, we provide a comprehensive analysis of  $k$ NN-MT through theoretical and empirical studies. Initially, we offer a theoretical interpretation of the working mechanism of  $k$ NN-MT as an efficient technique to implicitly execute gradient descent on the output projection layer of NMT, indicating that it is a specific case of model fine-tuning. Subsequently, we conduct multi-domain experiments and word-level analysis to examine the differences in performance between  $k$ NN-MT and entire-model fine-tuning. Our findings suggest that: (1) Incorporating  $k$ NN-MT with adapters yields comparable translation performance to fine-tuning on in-domain test sets, while achieving better performance on out-of-domain test sets; (2) Fine-tuning significantly outperforms  $k$ NN-MT on the recall of low-frequency domain-specific words, but this gap could be bridged by optimizing the context representations with additional adapter layers.

## 1 Introduction

In recent years, Nearest Neighbor Machine Translation ( $k$ NN-MT) and its variants (Khandelwal et al., 2021; Zheng et al., 2021a,b; Jiang et al., 2021; Wang et al., 2022) provide a new paradigm and have achieved strong performance for fast domain adaptation through retrieval pipelines. Different from fine-tuning that requires additional parameter updates or introduces external adapter layers,  $k$ NN-MT combines traditional Neural Machine Translation (NMT) models (Vaswani et al., 2017; Hassan

et al., 2018) with a token-level  $k$ -nearest-neighbour retrieval mechanism. This allows for direct access to domain-specific datastores, improving translation accuracy without the need for supervised fine-tuning. With this promising ability, a single  $k$ NN-MT model can be easily generalized to other domains by simply altering the external knowledge it attends to. Although  $k$ NN-MT has achieved great success in domain adaptation tasks, its working mechanism is still an open problem that has not been thoroughly investigated.

In this paper, we propose a novel perspective to explain  $k$ NN-MT by describing it as a process of meta-optimization on the Output Projection Layer (OPL) of NMT and establish connections between  $k$ NN-MT and model fine-tuning. We demonstrate that the computation of probability distribution in  $k$ NN-MT, such as the prediction probability of NMT models and retrieval modules, is equivalent to Transformer attention, which can be viewed as a form of gradient descent-based optimization (Aizerman et al., 1964; Irie et al., 2022). Our novel perspective on  $k$ NN-MT posits that (1) the working mechanism of  $k$ NN-MT is to implicitly execute gradient descent on OPL, producing meta-gradients via forward computation based on  $k$ -nearest-neighbors, and (2) explicit fine-tuning on OPL shares a similar gradient format with the meta-gradients obtained by  $k$ NN-MT, according to the derivation of back-propagation. As illustrated in Figure 1,  $k$ NN-MT and explicit fine-tuning share a dual view of gradient descent-based optimization. The key difference between them lies in the method for computing gradients:  $k$ NN-MT produces meta-gradients through forward computation, while fine-tuning method computes gradients of OPL via back-propagation. Hence, it is reasonable to understand  $k$ NN-MT as an implicit form of OPL fine-tuning.

To provide empirical evidence for our understanding, we carry out experiments based on multi-

\*This work was done when Ruize Gao was interning at Tencent AI Lab.

†Zhirui Zhang and Rui Wang are corresponding authors.

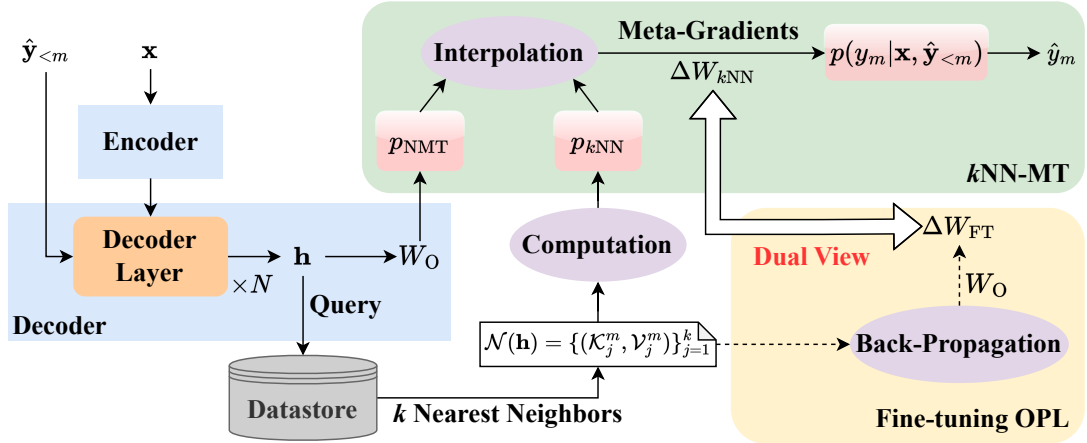


Figure 1:  $k$ NN-MT implicitly executes gradient descent on the Output Projection Layer (OPL) of NMT and produces meta-gradients via forward computation based on  $k$ -nearest-neighbors. The meta-optimization process of  $k$ NN-MT shares a dual view with explicit OPL fine-tuning that updates the parameters of OPL with back-propagated gradients.

domain datasets. Specifically, we compare the model predictions of  $k$ NN-MT and explicit OPL fine-tuning on five domain adaptation tasks. As expected, the behaviour of  $k$ NN-MT is highly similar to that of explicit OPL fine-tuning. These findings strongly support our understanding that  $k$ NN-MT performs implicit OPL fine-tuning.

We then conduct comprehensive multi-domain experiments and word-level analysis to examine the differences in translation performance between  $k$ NN-MT and popular fine-tuning methods, such as entire-model fine-tuning and adapter-based fine-tuning. Our results suggest that: (1) Introducing  $k$ NN-MT on top of adapter-based fine-tuning obtains comparable translation performance to entire-model fine-tuning on in-domain test sets, while achieving better performance on out-of-domain test sets. (2) The entire-model fine-tuning significantly outperforms  $k$ NN-MT in terms of the recall of low-frequency domain-specific words, but this difference can be mitigated by optimizing the context representations with lightweight adapter layers.

## 2 Background

### 2.1 Neural Machine Translation

NMT employs an encoder-decoder model with neural networks that are parameterized by  $f_\theta$  to establish the mapping between the source sentence  $\mathbf{x}$  and its corresponding target sentence  $\mathbf{y}$ . For the decoding stage, at time step  $m$ , NMT utilizes the context representation  $\mathbf{h} \in \mathbb{R}^{d_{in}}$ , which is generated from the source sentence  $\mathbf{x}$  and the current target context  $\hat{\mathbf{y}}_{<m}$ , to predict the next-token probability:

$$\mathbf{h} = f_\theta(\mathbf{x}, \hat{\mathbf{y}}_{<m}), \quad (1)$$

$$p_{\text{NMT}}(y_m | \mathbf{x}, \hat{\mathbf{y}}_{<m}) = \text{softmax}(W_O \mathbf{h}),$$

where  $W_O \in \mathbb{R}^{|\mathcal{Y}| \times d_{in}}$  represents the parameter matrix of OPL in the NMT model and  $|\mathcal{Y}|$  is the vocabulary size.

### 2.2 Nearest Neighbor Machine Translation

Khandelwal et al. (2021) propose  $k$ NN-MT that enhances pre-trained NMT models on the general domain by incorporating a translation memory retriever. It enables the models to leverage external in-domain knowledge and improve the quality of in-domain translations. This approach is generally formulated in two processes: datastore construction and inference with  $k$ NN retrieval.

The datastore is a translation memory that converts bilingual sentence pairs into a set of key-value pairs. For a given target domain bilingual corpus  $(\mathbf{x}, \mathbf{y}) \in (\mathbf{X}, \mathbf{Y})$ , the context representation  $f_\theta(\mathbf{x}, \mathbf{y}_{<m})$  generated by the pre-trained NMT model at each timestep  $m$  is used as the key, and the  $m$ -th target token  $y_m$  is treated as the corresponding value, resulting in a key-value pair. The entire corpus contributes to the datastore  $\mathcal{D}$ , which is comprised of all key-value pairs:

$$\mathcal{D} = \bigcup_{(\mathbf{x}, \mathbf{y}) \in (\mathbf{X}, \mathbf{Y})} \{(f_\theta(\mathbf{x}, \mathbf{y}_{<m}), y_m), \forall y_m \in \mathbf{y}\}. \quad (2)$$

During inference, the model utilizes the current context representation  $\mathbf{h} = f_\theta(\mathbf{x}, \hat{\mathbf{y}}_{<m})$  at the  $m$ -th decoding step to produce a probability distribution

over a restricted vocabulary obtained through a nearest-neighbor approach:

$$p_{k\text{NN}}(y_m | \mathbf{x}, \hat{\mathbf{y}}_{< m}) \propto \sum_{(\mathcal{K}_j^m, \mathcal{V}_j^m) \in \mathcal{N}(\mathbf{h})} \mathbb{1}_{y_m = \mathcal{V}_j^m} \cdot \exp\left(\frac{d(\mathcal{K}_j^m, \mathbf{h})}{T}\right), \quad (3)$$

where  $T$  denotes the temperature to control the sharpness of the softmax function and  $\mathcal{N}(\mathbf{h}) = \{(\mathcal{K}_j^m, \mathcal{V}_j^m)\}_{j=1}^k$  is the set of  $k$  nearest-neighbors retrieved from  $\mathcal{D}$  using a pre-defined distance function  $d(\cdot, \cdot)$ . In practice, we can use either the dot-product function or negative  $l_2$  distance to implement  $d(\cdot, \cdot)$ . Xu et al. (2023) have demonstrated that the performance of these two functions is almost identical, so we adopt the dot-product function for theoretical analysis in this paper. Finally,  $k\text{NN-MT}$  interpolates the vanilla NMT prediction  $p_{\text{NMT}}$  with the  $k\text{NN}$  prediction  $p_{k\text{NN}}$  to obtain the final next-token probability:

$$p(y_m | \mathbf{x}, \hat{\mathbf{y}}_{< m}) = \lambda \cdot p_{k\text{NN}}(y_m | \mathbf{x}, \hat{\mathbf{y}}_{< m}) + (1 - \lambda) \cdot p_{\text{NMT}}(y_m | \mathbf{x}, \hat{\mathbf{y}}_{< m}), \quad (4)$$

where  $\lambda$  is a tuned interpolation coefficient. In addition, this prediction way could also be substituted with other  $k\text{NN}$  variants (Zheng et al., 2021a; Wang et al., 2022; Dai et al., 2023) to achieve better model performance or inference speed.

### 2.3 Dual Form Between Gradient Descent Based Optimization and Attention

Irie et al. (2022) present that linear layers optimized by gradient descent have a dual form of linear attention, which motivates us to view  $k\text{NN-MT}$  as meta-optimizers. Concretely, a linear layer optimized via gradient descent can be formulated as:

$$\mathcal{F}(\mathbf{q}) = (W_0 + \Delta W)\mathbf{q}, \quad (5)$$

where  $\mathbf{q} \in \mathbb{R}^{d_{\text{in}}}$  is the input representation, and  $W_0, \Delta W \in \mathbb{R}^{d_{\text{out}} \times d_{\text{in}}}$  are the initialized parameter matrix and the updated matrix, respectively. In the back-propagation algorithm,  $\Delta W$  is computed by accumulating  $n$  training inputs to this layer  $\mathbf{Q} = (\mathbf{q}_1, \dots, \mathbf{q}_n) \in \mathbb{R}^{d_{\text{in}} \times n}$  and corresponding (back-propagation) error signals  $\mathbf{E} = (\mathbf{e}_1, \dots, \mathbf{e}_n) \in \mathbb{R}^{d_{\text{out}} \times n}$  obtained by gradient descent:

$$\Delta W = \sum_{i=1}^n \mathbf{e}_i \otimes \mathbf{q}_i = \mathbf{E}\mathbf{Q}^\top. \quad (6)$$

The dual form of a linear layer trained by gradient descent is a key-value memory with attention storing the entire training experience:

$$\begin{aligned} \mathcal{F}(\mathbf{q}) &= (W_0 + \Delta W)\mathbf{q} \\ &= W_0\mathbf{q} + \mathbf{E}\mathbf{Q}^\top\mathbf{q} \\ &= W_0\mathbf{q} + \text{LinearAttn}(\mathbf{Q}, \mathbf{E}, \mathbf{q}), \end{aligned} \quad (7)$$

where  $\text{LinearAttn}(\mathbf{K}, \mathbf{V}, \mathbf{q})$  denotes the linear attention operation, and we regard the training inputs  $\mathbf{Q}$  as keys, the error signals  $\mathbf{E}$  as values, and the current input  $\mathbf{q}$  as the query. Instead of using the regular softmax-normalized dot product attention, which is  $\text{Attention}(\mathbf{K}, \mathbf{V}, \mathbf{q}) = \mathbf{V} \text{softmax}(\mathbf{K}^\top\mathbf{q})$ , we investigate the working mechanism of  $k\text{NN-MT}$  under a relaxed linear attention form, following the approach of Irie et al. (2022).

### 3 $k\text{NN-MT}$ Performs Implicit Gradient Descent on Output Projection Layer

In this section, we first argue that probability distribution in  $k\text{NN-MT}$ , including  $p_{k\text{NN}}$  and  $p_{\text{NMT}}$ , is equivalent to Transformer attention. On top of that, we demonstrate that  $k\text{NN-MT}$  implicitly performs gradient descent on OPL, producing meta-gradients via forward computation and interpolation based on  $k$ -nearest-neighbors. Next, we draw comparisons between  $k\text{NN-MT}$  and explicit OPL fine-tuning, establishing connections between these two forms.

#### 3.1 Output Distributions are Attention

Let  $\mathbf{h} = f_\theta(\mathbf{x}, \hat{\mathbf{y}}_{< m})$  be the context representation at each timestep  $m$ , and we obtain the nearest neighbors set  $\mathcal{N}(\mathbf{h}) = \{(\mathcal{K}_j^m, \mathcal{V}_j^m)\}_{j=1}^k$  from the datastore  $\mathcal{D}$ . Let  $\mathcal{K}_m = [\mathcal{K}_1^m, \mathcal{K}_2^m, \dots, \mathcal{K}_k^m] \in \mathbb{R}^{d_{\text{in}} \times k}$  and  $\mathcal{V}_m = [\mathcal{V}_1^m, \mathcal{V}_2^m, \dots, \mathcal{V}_k^m] \in \mathbb{R}^{|\mathcal{Y}| \times k}$  denote matrices representing all key and value vectors in  $\mathcal{N}(\mathbf{h})$ , in which we replace the original token value with a one-hot vector for  $\mathcal{V}_j^m$ . Then, we reformulate the computation of  $p_{k\text{NN}}$  in Equation 3:

$$\begin{aligned} p_{k\text{NN}}(y_m | \mathbf{x}, \hat{\mathbf{y}}_{< m}) &= \mathcal{V}_m \text{softmax}\left(\frac{\mathcal{K}_m^\top \mathbf{h}}{T}\right) \\ &= \text{Attention}\left(\frac{\mathcal{K}_m}{T}, \mathcal{V}_m, \mathbf{h}\right), \end{aligned} \quad (8)$$

where we use the dot-product function for the distance metric  $d(\cdot, \cdot)$ . According to the above equation,  $p_{k\text{NN}}$  is a key-value memory with attention storing all nearest neighbors from the datastore.

For the computation of  $p_{\text{NMT}}$ , we introduce an identity matrix  $I_{|\mathcal{Y}|}$  and convert it into attention

format:

$$\begin{aligned}
p_{\text{NMT}}(y_m | \mathbf{x}, \hat{\mathbf{y}}_{< m}) &= \text{softmax}(W_O \mathbf{h}) \\
&= I_{|\mathcal{Y}|} \text{softmax}(W_O \mathbf{h}) \\
&= \text{Attention}(W_O^\top, I_{|\mathcal{Y}|}, \mathbf{h}).
\end{aligned} \tag{9}$$

Let  $W_O^\top = [\text{Emb}_1, \text{Emb}_2, \dots, \text{Emb}_{|\mathcal{Y}|}] \in \mathbb{R}^{d_m \times |\mathcal{Y}|}$  be matrix that represents key vectors for each token in vocabulary. Similarly,  $p_{\text{NMT}}$  is a key-value memory with attention storing all representations of the entire vocabulary.

### 3.2 $k$ NN-MT as Meta-Optimization

For ease of qualitative analysis, we follow Irie et al. (2022) to understand the working mechanism of  $k$ NN-MT under a relaxed linear attention form, i.e., we remove the softmax operation in the computation of  $p_{k\text{NN}}$  and  $p_{\text{NMT}}$ , resulting in the following rewritten expressions for  $p_{k\text{NN}}$  and  $p_{\text{NMT}}$ :

$$\begin{aligned}
p_{\text{NMT}}(y_m | \mathbf{x}, \hat{\mathbf{y}}_{< m}) &\approx \mathcal{F}_{\text{NMT}}(\mathbf{h}) \\
&= \text{LinearAttn}(W_O^\top, I_{|\mathcal{Y}|}, \mathbf{h}) \\
&= W_O \mathbf{h}, \\
p_{k\text{NN}}(y_m | \mathbf{x}, \hat{\mathbf{y}}_{< m}) &\approx \mathcal{F}_{k\text{NN}}(\mathbf{h}) \\
&= \text{LinearAttn}\left(\frac{\mathcal{K}_m}{T}, \mathbf{V}_m, \mathbf{h}\right) \\
&= \frac{\mathbf{V}_m \mathcal{K}_m^\top \mathbf{h}}{T}.
\end{aligned} \tag{10}$$

Then the next-token prediction probability of  $k$ NN-MT is the weighted sum of two attentions:

$$\begin{aligned}
p(y_m | \mathbf{x}, \hat{\mathbf{y}}_{< m}) &= \lambda \cdot p_{k\text{NN}} + (1 - \lambda) \cdot p_{\text{NMT}} \\
&= p_{\text{NMT}} + \lambda \cdot (p_{k\text{NN}} - p_{\text{NMT}}) \\
&\approx \mathcal{F}_{\text{NMT}}(\mathbf{h}) + \lambda \cdot (\mathcal{F}_{k\text{NN}}(\mathbf{h}) - \mathcal{F}_{\text{NMT}}(\mathbf{h})) \\
&= \mathcal{F}_{\text{all}}(\mathbf{h}).
\end{aligned} \tag{11}$$

Combing Equation 7, 10 and 11, we derive the dual form between gradient descent-based optimization and  $k$ NN-MT:

$$\begin{aligned}
\mathcal{F}_{\text{all}}(\mathbf{h}) &= W_O \mathbf{h} + \lambda \cdot \left( \frac{\mathbf{V}_m \mathcal{K}_m^\top \mathbf{h}}{T} - W_O \mathbf{h} \right) \\
&= W_O \mathbf{h} + \frac{\lambda}{T} \cdot (\mathbf{V}_m - T \cdot W_O (\mathcal{K}_m^\top)^{-1}) \mathcal{K}_m^\top \mathbf{h} \\
&= W_O \mathbf{h} + \frac{\lambda}{T} \cdot \text{LinearAttn}(\mathcal{K}_m, \mathcal{E}_m, \mathbf{h}) \\
&= W_O \mathbf{h} + \frac{\lambda}{T} \cdot \Delta W_{k\text{NN}} \mathbf{h} \\
&= (W_O + \frac{\lambda}{T} \cdot \Delta W_{k\text{NN}}) \mathbf{h},
\end{aligned} \tag{12}$$

where  $(\cdot)^{-1}_L$  denotes the left inverse matrix,  $\mathcal{K}_m$  stands for nearest-neighbors training inputs to the output projection layer in NMT, and  $\mathcal{E}_m = \mathbf{V}_m - T \cdot W_O (\mathcal{K}_m^\top)^{-1}_L$  is the corresponding error signals obtained by gradient descent. As shown in the above equations, the introduced probability difference, i.e.,  $p_{k\text{NN}} - p_{\text{NMT}}$ , is equivalent to parameter updates  $\Delta W_{k\text{NN}}$  that affect  $W_O$ . We can also regard  $\mathcal{E}_m \mathcal{K}_m^\top = \mathbf{V}_m \mathcal{K}_m^\top - T \cdot W_O$  as some meta-gradients, which are leveraged to compute the updated parameter matrix  $\Delta W_{k\text{NN}}$ .

In summary, we explain  $k$ NN-MT as a process of meta-optimization on the output projection layer. It produces meta-gradients via the computation of  $p_{k\text{NN}} - p_{\text{NMT}}$  based on  $k$ -nearest-neighbors  $\mathcal{N}(\mathbf{h}) = \{(\mathcal{K}_j^m, \mathcal{V}_j^m)\}_{j=1}^k$  and implicitly applies gradients to the original output projection layer.

### 3.3 Comparing $k$ NN-MT with Fine-tuning

As Equation 12 indicates that the nearest-neighbors set  $\mathcal{N}(\mathbf{h}) = \{(\mathcal{K}_j^m, \mathcal{V}_j^m)\}_{j=1}^k$  serves as the training inputs to the output projection layer in the dual form of  $k$ NN-MT, we proceed to compare the meta-optimization of  $k$ NN-MT with explicit OPL fine-tuning. This OPL fine-tuning approach maximizes the log-likelihood of the nearest-neighbors set:

$$\begin{aligned}
\mathcal{L}(W_O) &= \sum_{j=1}^k \log p_{\text{NMT}}(\mathcal{V}_j^m | \mathcal{K}_j^m) \\
&= \sum_{j=1}^k \mathcal{V}_j^{m\top} \log(\text{softmax}(W_O \mathcal{K}_j^m)),
\end{aligned} \tag{13}$$

where we optimize the parameter matrix of OPL using  $\mathcal{K}_j^m$  and  $\mathcal{V}_j^m$  as input and label, respectively. By applying the back-propagation algorithm, we obtain the updated matrix  $\Delta W_{\text{FT}}$  as follows:

$$\begin{aligned}
\Delta W_{\text{FT}} &= \frac{\partial \mathcal{L}(W_O)}{\partial W_O} \\
&= \sum_{j=1}^k (\mathcal{V}_j^m - \text{softmax}(W_O \mathcal{K}_j^m)) \mathcal{K}_j^{m\top} \\
&= \sum_{j=1}^k (\mathcal{V}_j^m - \mathcal{P}_j^m) \mathcal{K}_j^{m\top} \\
&= (\mathbf{V}_m - \mathcal{P}_m) \mathcal{K}_m^\top,
\end{aligned} \tag{14}$$

where  $\mathcal{P}_j^m = \text{softmax}(W_O \mathcal{K}_j^m)$  is the prediction probability of NMT for the context representation  $\mathcal{K}_j^m$ ,  $\mathcal{P}_m = [\mathcal{P}_1^m, \mathcal{P}_2^m, \dots, \mathcal{P}_k^m] \in \mathbb{R}^{|\mathcal{Y}| \times k}$  represents all prediction probabilities for the entire

Methods	Training Data	Error Signals	Gradients	Optimizer
$k$ NN-MT	$(\mathcal{K}_m, \mathcal{V}_m)$	$\mathcal{V}_m - T \cdot W_O(\mathcal{K}_m^\top)_L^{-1}$	$\frac{\lambda}{T} \cdot (\mathcal{V}_m \mathcal{K}_m^\top - T \cdot W_O)$	Computation & Interpolation SGD
Fine-tuning OPL	$(\mathcal{K}_m, \mathcal{V}_m)$	$\mathcal{V}_m - \mathcal{P}_m$	$\eta \cdot (\mathcal{V}_m \mathcal{K}_m^\top - \mathcal{P}_m \mathcal{K}_m^\top)$	

Table 1: The differences between  $k$ NN-MT and explicit OPL fine-tuning.

nearest-neighbors set, and the complete derivation process is presented in Appendix A.1. In the case of standard gradient descent, the new parameter matrix of OPL, i.e.,  $\widetilde{W}_O$ , is computed as:

$$\begin{aligned} \widetilde{W}_O &= W_O + \eta \cdot \Delta W_{FT} \\ &= W_O + \eta \cdot (\mathcal{V}_m - \mathcal{P}_m) \mathcal{K}_m^\top, \end{aligned} \quad (15)$$

where  $\eta$  is the learning rate. Similar to Equation 12,  $\mathcal{K}_m$  denotes training inputs and  $\mathcal{E}_m = \mathcal{V}_m - \mathcal{P}_m$  is the corresponding error signals via explicit OPL fine-tuning.

Table 1 displays similarities and differences between  $k$ NN-MT and explicit OPL fine-tuning, both of which aim to maximize the log-likelihood of a nearest-neighbor set  $\mathcal{N}(\mathbf{h}) = \{(\mathcal{K}_j^m, \mathcal{V}_j^m)\}_{j=1}^k$ . The main distinction lies in the fact that  $k$ NN-MT generates meta-gradients through forward computation and interpolation, while fine-tuning computes gradients of OPL through back-propagation. In addition, we discover that explicit fine-tuning on OPL produces gradient formats that are very similar to meta-gradients acquired through  $k$ NN-MT. Therefore, it is reasonable to view  $k$ NN-MT as a type of implicit fine-tuning on OPL.

## 4 Experiments

In this section, we begin by comparing the model predictions of  $k$ NN-MT and explicit OPL fine-tuning using multi-domain datasets to confirm our earlier analysis. We then carry out comprehensive multi-domain experiments and word-level analysis to gain a better understanding of the translation performance differences between  $k$ NN-MT and current popular fine-tuning methods.

### 4.1 $k$ NN-MT vs. Explicit OPL Fine-tuning

**Datasets and Evaluation.** We mainly compare  $k$ NN-MT and explicit OPL fine-tuning on five domain adaptation datasets, including multi-domain German-English datasets in Khandelwal et al. (2021) (IT, Law, Medical, and Koran), and the IWSLT’14 German-English translation dataset. The sentence statistics of multi-domain datasets are presented in Appendix A.2. For the data preprocessing, we use the Moses toolkit to tokenize the

sentences and split the words into subword units (Sennrich et al., 2016) using the bpe-codes provided by Ng et al. (2019). To evaluate the performance of  $k$ NN-MT and explicit OPL fine-tuning (OPL-FT), we measure the perplexity (PPL) of the model predictions. Since the meta-optimization process of  $k$ NN-MT depends on the context representation at each step, we use a teacher-forcing decoding strategy and keep the inputs constant for fair comparisons.

**Implementation Details.** The pre-trained NMT model from the WMT’19 German-English news translation task winner (Ng et al., 2019) is used as the basic NMT model for all fine-tuning methods and  $k$ NN-MT. We implement two  $k$ NN-based models, i.e., traditional  $k$ NN-MT and adaptive  $k$ NN-MT (AK-MT) (Zheng et al., 2021a), and employ both inner-product (IP) and negative  $l_2$ -distance (L2) as distance metrics, in which the datastore size and hyper-parameter settings for  $k$ NN-MT and AK-MT are listed in Appendix A.3 and we maintain consistency with previous work for most details. As for OPL-FT, the OPL is trained with the  $k$ -nearest-neighbors retrieved by  $k$ NN-MT using either IP or L2 as distance metrics at each timestep. We perform a grid search to determine the optimal learning rate for SGD optimization and provide details of the search range in Appendix A.3. We also verify the upper-bound performance of OPL-FT by dynamically selecting locally best learning rates at each timestep during evaluation.

**Results.** We evaluate the perplexity (PPL) of all methods on multi-domain validation and test sets, and the experimental results are presented in Table 2. Our findings indicate that  $k$ NN-based methods and OPL-FT achieve better PPL than the pre-trained NMT. Furthermore, we observe that different distance metrics perform similarly, consistent with the conclusion in Xu et al. (2023). The PPLs of  $k$ NN-MT on both validation and test sets are close to those of OPL-FT, providing empirical evidence in support of our understanding. Additionally, AK-MT outperforms both  $k$ NN-MT and OPL-FT by leveraging a trained meta-network to

	IT	Law	Medical	Koran	IWSLT	AVG
NMT	9.59 / 9.74	2.26 / 2.25	6.31 / 9.25	5.86 / 5.67	2.56 / 2.69	5.32 / 5.92
$k$ NN-MT (IP)	6.37 / 7.18	1.90 / 1.91	4.52 / 7.67	4.94 / 4.78	2.39 / 2.53	4.02* / 4.81*
$k$ NN-MT (L2)	6.27 / 7.20	1.89 / 1.89	4.42 / 7.49	4.98 / 4.82	2.41 / 2.54	3.99* / 4.79*
AK-MT (IP)	5.23 / 5.92	1.79 / 1.81	4.00 / 7.01	4.01 / 4.04	2.16 / 2.31	3.44 / 4.22
AK-MT (L2)	5.17 / 5.45	1.71 / 1.74	3.84 / 6.90	4.18 / 4.06	2.33 / 2.39	3.45 / 4.11
OPL-FT (IP)	6.57 / 7.21	1.88 / 1.87	4.31 / 7.56	4.99 / 4.81	2.42 / 2.54	4.02* / 4.80*
OPL-FT (L2)	6.51 / 7.22	1.88 / 1.86	4.31 / 7.50	4.99 / 4.81	2.42 / 2.56	4.02* / 4.79*
Upper-Bound (L2)	4.15 / 4.75	1.52 / 1.48	2.77 / 5.03	3.36 / 3.22	1.93 / 2.09	2.74 / 3.31

Table 2: The perplexity (PPL) of  $k$ NN-based models (i.e.,  $k$ NN-MT and AK-MT) and explicit OPL fine-tuning (OPL-FT) on multi-domain validation/test sets.

Model	# Params	IT	Law	Medical	Koran	IWSLT	AVG	OOD AVG
NMT	-	38.35	45.48	40.06	16.26	39.12	35.85	35.36
OPL-FT	43.03M	41.26	51.51	47.56	21.27	40.50	40.42	19.62
$k$ NN-MT	-	45.60	61.64	53.77	20.66	39.90	44.31	17.79
AK-MT	-	47.40	63.32	56.38	20.77	40.04	45.58	31.69
Adapter( $r = 64$ )	3.96M	43.55	52.46	48.32	21.62	<b>41.65</b>	41.52	<b>31.74</b>
Adapter( $r = 128$ )	7.90M	44.17	53.98	49.05	21.91	41.54	42.13	31.28
Adapter( $r = 256$ )	15.77M	45.27	55.55	51.32	22.38	41.57	43.22	31.06
FT	269.75M	49.08	63.61	<b>58.43</b>	22.99	41.57	47.06	22.84
AK-MT <sub>Adapter(<math>r=256</math>)</sub>	15.77M	<b>49.34</b>	<b>64.42</b>	57.27	<b>23.04</b>	41.52	<b>47.12</b>	29.50

Table 3: The BLEU score (%) of all models on multi-domain test sets, including IT, Law, Medical, Koran, and IWSLT. “# Params” refers to the number of fine-tuned parameters. The test sets of the other four domains are integrated as out-of-domain (OOD) test sets for each domain and “OOD AVG” represents the average performance of all models on OOD test sets. For detailed results on the OOD test sets, please refer to Appendix A.4.

dynamically select the number of nearest neighbors and interpolation coefficient  $\lambda$ , which functions like an “adaptive learning rate”. We also explore the upper-bound performance of OPL-FT by dynamically selecting the locally best learning rate at each timestep, and find that AK-MT still fails to reach this upper-bound performance.

## 4.2 Translation Performance on Multi-Domain Datasets

As  $k$ NN-MT achieves similar PPL performance to OPL-FT<sup>1</sup>, we further compare the translation performance of  $k$ NN-MT with popular fine-tuning methods, such as entire-model fine-tuning (FT) and adapter-based fine-tuning (Adapter). In this experiment, we adopt the same multi-domain datasets but integrate the test sets of the other 4 domains as the out-of-domain (OOD) test set for each domain. The evaluation metric is SacreBLEU, a case-sensitive

<sup>1</sup>It is difficult to dynamically update the parameter matrix of OPL during beam search, so we directly use all training data to optimize the parameter matrix of OPL in this experiment.

detokenized BLEU score (Papineni et al., 2002).

**Implementation Details.** All experiments are conducted based on the Fairseq toolkit (Ott et al., 2019). For the Adapter, we build adapter layers according to the approach proposed in Houlsby et al. (2019), with intermediate dimensions  $r$  selected from {64, 128, 256}. The Adam algorithm (Kingma and Ba, 2015) is used for the optimization of FT, OPL-FT and Adapter, with a learning rate of  $1e-4$  and a batch size of 32k tokens. The training process is executed on four NVIDIA Tesla V100 GPUs with 32 GB memory. We set the maximum number of training steps to 100k, with validation occurring every 500 steps. Model training is stopped when no improvement is achieved in 20 consecutive validations. We also investigate the performance of combining AK-MT and Adapter (AK-MT<sub>Adapter</sub>), in which we keep the same dataset size and hyper-parameter settings to AK-MT. We employ L2 as the distance metric in this setting.

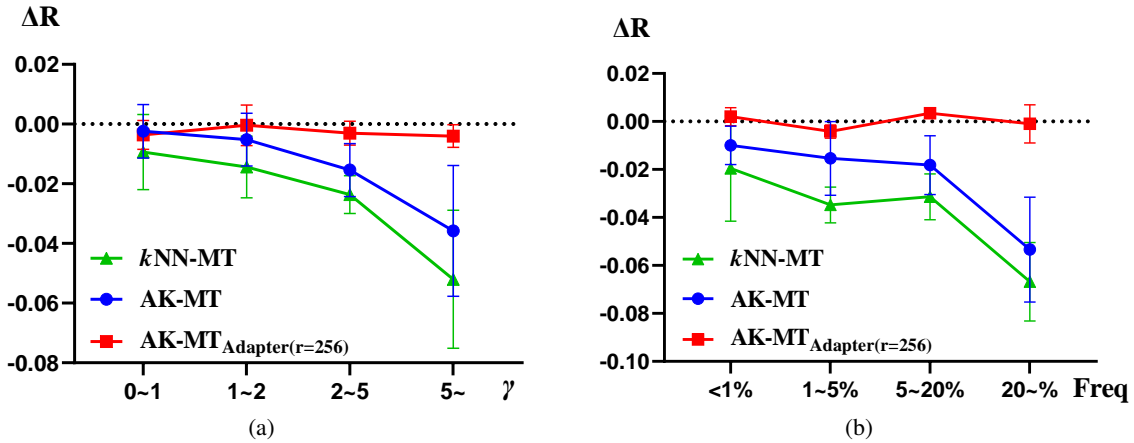


Figure 2: Incremental word recall  $\Delta R$  of different words on multi-domain test sets. We plot the mean  $\Delta R$  of five datasets with standard deviation in both figures. For the left figure, we count word recalls in different buckets based on  $\gamma$ , while for the right figure, we focus on words with  $\gamma(w) \geq 5$  and calculate word recalls in different buckets based on word frequency. More results can be found in Appendix A.5.

**Results.** As shown in Table 3, we evaluate the translation performance of all models on both multi-domain and OOD test sets, and observe that all domain adaptation methods lead to significant improvements over NMT on in-domain test sets. OPL-FT, which directly use all training data to optimize the parameter matrix of OPL, also brings significant improvements. This indicates that only updating the parameter matrix of OPL could achieve high domain adaptation performance for NMT, which already produces excellent context representation due to large-scale pre-training. During inference,  $k$ NN-MT dynamically select the most appropriate training data for optimization at each step, resulting in better performance than OPL-FT. However,  $k$ NN-MT falls short of FT by 2.75 BLEU score, despite outperforming the Adapter on most domain adaptation tasks. AK-MT achieves better performance than  $k$ NN-MT, but is still weaker than FT, which highlights the need for tuning the representations generated by the original model compared to entire-model fine-tuning. Based on this, we further explore the performance of combining the Adapter and AK-MT, which results in comparable translation quality to FT with better performance on OOD test sets (average gain of 6.66). In conclusion, as a meta-optimizer on OPL,  $k$ NN-MT works quite well on domain adaptation but still requires tuning of the representations generated by the original model compared to entire-model fine-tuning to achieve stronger performance.

### 4.3 Word-Level Empirical Analysis

**Setup.** Apart from the BLEU score, we conduct a word-level analysis to investigate the translation

differences between  $k$ NN-MT and FT, and determine the bottleneck of  $k$ NN-MT. Specifically, we analyze the translation results of  $k$ NN-MT, AK-MT, FT, and AK-MT<sub>Adapter</sub> and calculate the recall of different target words.<sup>2</sup> To extract target words, we use spaces as delimiters and define the domain-specific degree of each word  $w$  as  $\gamma(w) = \frac{f_{ID}(w)}{f_{GD}(w)}$ , where  $f_{ID}(\cdot)$  and  $f_{GD}(\cdot)$  are the word frequencies in domain-specific and general-domain training data, respectively.<sup>3</sup> We split the target words into four buckets based on  $\gamma$ :  $\{0 \leq \gamma(w) < 1, 1 \leq \gamma(w) < 2, 2 \leq \gamma(w) < 5, \gamma(w) \geq 5\}$ , with words having a higher domain frequency ratio  $\gamma$  indicating a higher degree of domain-specificity. To better illustrate the gap between  $k$ NN-based methods and FT, we define incremental word recall  $\Delta R$  for  $k$ NN-MT, AK-MT and AK-MT<sub>Adapter</sub> as the difference in word recall compared to FT:  $\Delta R(w) = R(w) - R_{FT}(w)$ .

**Results.** Figure 2a presents  $\Delta R$  values for words in different buckets, indicating that compared to FT,  $k$ NN-MT and AK-MT have poor word recalls for words with  $\gamma(w) \geq 2$ , particularly when  $\gamma(w) \geq 5$ . However, AK-MT<sub>Adapter(r=256)</sub> achieves similar performance to FT, suggesting that enhancing the context representations with adapter layers could handle this issue. In addition, we focus on words with  $\gamma(w) \geq 5$  and evaluate word recalls in different buckets based on word frequency, dividing

<sup>2</sup>We count the precision, recall, and F1 score (P/R/F1) for each word in the translation results and find that the correlation between translation performance and word recall is stronger than precision and F1 score. The overall P/R/F1 results are shown in Appendix A.5.

<sup>3</sup>We manually check the entire dictionary with  $\gamma$  and find that most words with  $\gamma \geq 2$  are real in-domain words.

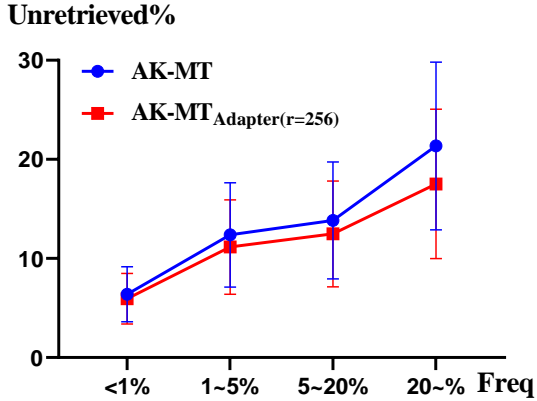


Figure 3: The non-retrieval rate (Unretrieved%) of the words with  $\gamma(w) > 5$  on multi-domain test sets. We plot the mean Unretrieved% of five datasets with standard deviation.

words into four buckets based on their in-domain frequency ranking: top 1%, top 1~5%, top 5~20%, and top 20~100%. As shown in Figure 2b, for in-domain low-frequency words, particularly those ranking behind top 20%,  $k$ NN-MT and AK-MT perform significantly worse than FT in terms of word recall. Similarly, AK-MT<sub>Adapter(r=256)</sub> yields comparable word recall to FT. These results demonstrate that the performance differences between  $k$ NN-based models and FT are mainly due to the low recall of in-domain low-frequency words, which can be alleviated by optimizing context representations with lightweight adapter layers.

**Nearest Neighbors Analysis.** As  $k$ NN-based models suffer from the low recall of in-domain low-frequency words, we further verify the performance of  $k$ NN retrieval for the words with  $\gamma(w) \geq 5$  to better understand the quality of context representations. We leverage the teacher-forcing decoding strategy to calculate the non-retrieval rate of words in each bucket, where a word is defined as non-retrieval if any sub-word of it is not retrieved in the  $k$ -nearest-neighbors of AK-MT and AK-MT<sub>Adapter</sub>. The  $k$ -nearest-neighbors of  $k$ NN-MT and AK-MT are exactly the same. Figure 3 shows that the non-retrieval rate (Unretrieved%) of AK-MT increases as word frequency decreases, consistent with the results of word recall in Figure 2b. It indicates that the pre-training stage does not effectively train context representations for in-domain low-frequency words, resulting in poor word recalls. By employing adapter-based fine-tuning, we can enhance the context representations for in-domain low-frequency words and thus improve the word

recall of AK-MT. We also introduce more metrics to evaluate the property of the nearest-neighbors set in Appendix A.5 and notice that after adapter-based fine-tuning, the non-retrieval rate is reduced as the average distance of the gold label increases.

## 5 Related Work

Retrieval-augmented methods have attracted much attention from the community and achieved remarkable performance on various tasks, including language modeling (Khandelwal et al., 2020; Nie et al., 2022; Xu et al., 2023), machine translation (Khandelwal et al., 2021; Zheng et al., 2021a,b; Jiang et al., 2021; Meng et al., 2022; Du et al., 2022, 2023), question answering (Guu et al., 2020; Lewis et al., 2020; Xiong et al., 2021), and dialogue generation (Fan et al., 2021; Thulke et al., 2021).

For the NMT system, Khandelwal et al. (2021) propose  $k$ NN-MT that utilizes a  $k$ NN classifier over a large datastore with traditional NMT models (Bahdanau et al., 2015; Vaswani et al., 2017; Hassan et al., 2018) to achieve significant improvements. Recently, several attempts have been made by most researchers to improve the robustness and scalability. Zheng et al. (2021a) propose adaptive  $k$ NN-MT by dynamically determining the number of retrieved tokens  $k$  and interpolation  $\lambda$  at each step, while Martins et al. (2022) attempt to retrieve chunks of tokens from the datastore instead of a single token. Wang et al. (2022) adopt a lightweight neural network and the cluster-based pruning method to reduce retrieval redundancy. Dai et al. (2023) improve both decoding speed and storage overhead by dynamically constructing an extremely small datastore and introducing a distance-aware adapter for inference.

Despite the great success of the  $k$ NN-MT family, the working mechanism of these methods remains an open question. Zhu et al. (2022) analyze the relationship between the datastore and the NMT model to better understand the behaviour of  $k$ NN-MT. Different from previous work, we are the first to provide a meta-optimization perspective for  $k$ NN-MT, i.e.,  $k$ NN-MT performs implicit gradient descent on the output projection layer.

## 6 Conclusion

In this paper, we explain nearest neighbor machine translation as a meta-optimization process on the output projection layer of NMT and establish connections between  $k$ NN-MT and model fine-tuning.



Our experiments on multi-domain datasets provide strong evidence of the reasonability of this perspective. Additional experiments demonstrate that (1) introducing  $k$ NN-MT on adapter-based fine-tuning yields comparable translation performance to entire-model fine-tuning on in-domain test sets, achieving better performance on out-of-domain test sets; (2)  $k$ NN-based models suffer from the low recall of in-domain low-frequency words, but this issue can be mitigated by optimizing the representation vectors with lightweight adapter layers. We believe our understanding will have more potential to enlighten  $k$ NN-based applications and model design in the future.

## 7 Limitations and Future Work

In this section, we discuss the limitations and future research directions of our work:

- In the theoretical interpretation of  $k$ NN-MT, we adopt a relaxed form of attention in the computation of  $p_{kNN}$  and  $p_{NMT}$  for qualitative analysis, following the approach of Irie et al. (2022). Whether this conclusion is suitable for normal attention is not rigorously proven, but empirical results provide strong evidence of the plausibility of this perspective. In addition,  $(\mathcal{K}_m^\top)^{-1}$  in Equation 12 denotes the left inverse matrix of  $\mathcal{K}_m^\top$ . This matrix may not exist especially when  $r(\mathcal{K}_m^\top) \ll d_{in}$ , and we can approximate a matrix  $A$  such that  $A\mathcal{K}_m^\top \approx I_{d_{in}}$  in practice.
- Our word-level empirical analysis shows that  $k$ NN-based models suffer from the low recall of in-domain low-frequency words. Apart from adapter-based fine-tuning, this issue may be mitigated by enhancing the context representations of low-frequency words via more efficient approaches at the pre-training stage, e.g., introducing frequency-aware token-level contrastive learning method (Zhang et al., 2022) and leveraging large-scale pre-trained model (Devlin et al., 2019; Brown et al., 2020; Guo et al., 2020; Li et al., 2022).
- Our theoretical and empirical analysis on  $k$ NN-MT actually can be directly applied to nearest neighbor language models ( $k$ NN-LM) (Khandelwal et al., 2020). In the future, we would like to verify this perspective and do more in-depth explorations on  $k$ NN-LM. Moreover, the theoretical analysis in this paper is based on the last hidden states of NMT and we would like to inves-

tigate the effectiveness of our analysis on more hidden states, such as the output of the last attention layer in the decoder (Xu et al., 2023).

## References

- Mark A Aizerman, Emmanuil M Braverman, and Lev I Rozonoer. 1964. [Theoretical foundation of potential functions method in pattern recognition](#). *Avtomatika i Telemekhanika*, 25(6):917–936.
- Dzmitry Bahdanau, Kyunghyun Cho, and Yoshua Bengio. 2015. [Neural machine translation by jointly learning to align and translate](#). In *3rd International Conference on Learning Representations, ICLR 2015, San Diego, CA, USA, May 7-9, 2015, Conference Track Proceedings*.
- Tom B. Brown, Benjamin Mann, Nick Ryder, Melanie Subbiah, Jared Kaplan, Prafulla Dhariwal, Arvind Neelakantan, Pranav Shyam, Girish Sastry, Amanda Askell, Sandhini Agarwal, Ariel Herbert-Voss, Gretchen Krueger, Tom Henighan, Rewon Child, Aditya Ramesh, Daniel M. Ziegler, Jeffrey Wu, Clemens Winter, Christopher Hesse, Mark Chen, Eric Sigler, Mateusz Litwin, Scott Gray, Benjamin Chess, Jack Clark, Christopher Berner, Sam McCandlish, Alec Radford, Ilya Sutskever, and Dario Amodei. 2020. [Language models are few-shot learners](#). In *Advances in Neural Information Processing Systems 33: Annual Conference on Neural Information Processing Systems 2020, NeurIPS 2020, December 6-12, 2020, virtual*.
- Yuhan Dai, Zhirui Zhang, Qiuzhi Liu, Qu Cui, Weihua Li, Yichao Du, and Tong Xu. 2023. [Simple and scalable nearest neighbor machine translation](#). In *11th International Conference on Learning Representations, ICLR 2023, Kigali, Rwanda, May 1–5, 2023*.
- Jacob Devlin, Ming-Wei Chang, Kenton Lee, and Kristina Toutanova. 2019. [BERT: Pre-training of deep bidirectional transformers for language understanding](#). In *Proceedings of the 2019 Conference of the North American Chapter of the Association for Computational Linguistics: Human Language Technologies, Volume 1 (Long and Short Papers)*, pages 4171–4186, Minneapolis, Minnesota. Association for Computational Linguistics.
- Yichao Du, Weizhi Wang, Zhirui Zhang, Boxing Chen, Tong Xu, Jun Xie, and Enhong Chen. 2022. [Non-parametric domain adaptation for end-to-end speech translation](#). In *Proceedings of the 2022 Conference on Empirical Methods in Natural Language Processing*, pages 306–320, Abu Dhabi, United Arab Emirates. Association for Computational Linguistics.
- Yichao Du, Zhirui Zhang, Bingzhe Wu, Lemao Liu, Tong Xu, and Enhong Chen. 2023. [Federated nearest neighbor machine translation](#). In *11th International Conference on Learning Representations, ICLR 2023, Kigali, Rwanda, May 1–5, 2023*.

- Angela Fan, Claire Gardent, Chloé Braud, and Antoine Bordes. 2021. [Augmenting Transformers with KNN-Based Composite Memory for Dialog](#). *Transactions of the Association for Computational Linguistics*, 9:82–99.
- Junliang Guo, Zhirui Zhang, Linli Xu, Hao-Ran Wei, Boxing Chen, and Enhong Chen. 2020. [Incorporating BERT into parallel sequence decoding with adapters](#). In *Advances in Neural Information Processing Systems 33: Annual Conference on Neural Information Processing Systems 2020, NeurIPS 2020, December 6-12, 2020, virtual*.
- Kelvin Guu, Kenton Lee, Zora Tung, Panupong Papat, and Ming-Wei Chang. 2020. [Retrieval augmented language model pre-training](#). In *Proceedings of the 37th International Conference on Machine Learning, ICML 2020, 13-18 July 2020, Virtual Event*, volume 119 of *Proceedings of Machine Learning Research*, pages 3929–3938. PMLR.
- Hany Hassan, Anthony Aue, Chang Chen, Vishal Chowdhary, Jonathan Clark, Christian Federmann, Xuedong Huang, Marcin Junczys-Dowmunt, William Lewis, Mu Li, Shujie Liu, Tie-Yan Liu, Renqian Luo, Arul Menezes, Tao Qin, Frank Seide, Xu Tan, Fei Tian, Lijun Wu, Shuangzhi Wu, Yingce Xia, Dongdong Zhang, Zhirui Zhang, and Ming Zhou. 2018. [Achieving human parity on automatic chinese to english news translation](#). *CoRR*, abs/1803.05567.
- Neil Houlsby, Andrei Giurgiu, Stanislaw Jastrzebski, Bruna Morrone, Quentin de Laroussilhe, Andrea Gesmundo, Mona Attariyan, and Sylvain Gelly. 2019. [Parameter-efficient transfer learning for NLP](#). In *Proceedings of the 36th International Conference on Machine Learning, ICML 2019, 9-15 June 2019, Long Beach, California, USA*, volume 97 of *Proceedings of Machine Learning Research*, pages 2790–2799. PMLR.
- Kazuki Irie, Róbert Csordás, and Jürgen Schmidhuber. 2022. [The dual form of neural networks revisited: Connecting test time predictions to training patterns via spotlights of attention](#). In *International Conference on Machine Learning, ICML 2022, 17-23 July 2022, Baltimore, Maryland, USA*, volume 162 of *Proceedings of Machine Learning Research*, pages 9639–9659. PMLR.
- Qingnan Jiang, Mingxuan Wang, Jun Cao, Shanbo Cheng, Shujian Huang, and Lei Li. 2021. [Learning kernel-smoothed machine translation with retrieved examples](#). In *Proceedings of the 2021 Conference on Empirical Methods in Natural Language Processing*, pages 7280–7290, Online and Punta Cana, Dominican Republic. Association for Computational Linguistics.
- Urvashi Khandelwal, Angela Fan, Dan Jurafsky, Luke Zettlemoyer, and Mike Lewis. 2021. [Nearest neighbor machine translation](#). In *9th International Conference on Learning Representations, ICLR 2021, Virtual Event, Austria, May 3-7, 2021*. OpenReview.net.
- Urvashi Khandelwal, Omer Levy, Dan Jurafsky, Luke Zettlemoyer, and Mike Lewis. 2020. [Generalization through memorization: Nearest neighbor language models](#). In *8th International Conference on Learning Representations, ICLR 2020, Addis Ababa, Ethiopia, April 26-30, 2020*. OpenReview.net.
- Diederik P. Kingma and Jimmy Ba. 2015. [Adam: A method for stochastic optimization](#). In *3rd International Conference on Learning Representations, ICLR 2015, San Diego, CA, USA, May 7-9, 2015, Conference Track Proceedings*.
- Patrick S. H. Lewis, Ethan Perez, Aleksandra Piktus, Fabio Petroni, Vladimir Karpukhin, Naman Goyal, Heinrich Küttler, Mike Lewis, Wen-tau Yih, Tim Rocktäschel, Sebastian Riedel, and Douwe Kiela. 2020. [Retrieval-augmented generation for knowledge-intensive NLP tasks](#). In *Advances in Neural Information Processing Systems 33: Annual Conference on Neural Information Processing Systems 2020, NeurIPS 2020, December 6-12, 2020, virtual*.
- Jiahuan Li, Shanbo Cheng, Zewei Sun, Mingxuan Wang, and Shujian Huang. 2022. [Better datastore, better translation: Generating datastores from pre-trained models for nearest neural machine translation](#). *CoRR*, abs/2212.08822.
- Pedro Henrique Martins, Zita Marinho, and André F. T. Martins. 2022. [Chunk-based nearest neighbor machine translation](#). In *Proceedings of the 2022 Conference on Empirical Methods in Natural Language Processing*, pages 4228–4245, Abu Dhabi, United Arab Emirates. Association for Computational Linguistics.
- Yuxian Meng, Xiaoya Li, Xiayu Zheng, Fei Wu, Xiaofei Sun, Tianwei Zhang, and Jiwei Li. 2022. [Fast nearest neighbor machine translation](#). In *Findings of the Association for Computational Linguistics: ACL 2022*, pages 555–565, Dublin, Ireland. Association for Computational Linguistics.
- Nathan Ng, Kyra Yee, Alexei Baevski, Myle Ott, Michael Auli, and Sergey Edunov. 2019. [Facebook FAIR’s WMT19 news translation task submission](#). In *Proceedings of the Fourth Conference on Machine Translation (Volume 2: Shared Task Papers, Day 1)*, pages 314–319, Florence, Italy. Association for Computational Linguistics.
- Feng Nie, Meixi Chen, Zhirui Zhang, and Xu Cheng. 2022. [Improving few-shot performance of language models via nearest neighbor calibration](#). *CoRR*, abs/2212.02216.
- Myle Ott, Sergey Edunov, Alexei Baevski, Angela Fan, Sam Gross, Nathan Ng, David Grangier, and Michael Auli. 2019. [fairseq: A fast, extensible toolkit for sequence modeling](#). In *Proceedings of*

- the 2019 Conference of the North American Chapter of the Association for Computational Linguistics (Demonstrations)*, pages 48–53, Minneapolis, Minnesota. Association for Computational Linguistics.
- Kishore Papineni, Salim Roukos, Todd Ward, and Wei-Jing Zhu. 2002. [Bleu: a method for automatic evaluation of machine translation](#). In *Proceedings of the 40th Annual Meeting of the Association for Computational Linguistics*, pages 311–318, Philadelphia, Pennsylvania, USA. Association for Computational Linguistics.
- Rico Sennrich, Barry Haddow, and Alexandra Birch. 2016. [Neural machine translation of rare words with subword units](#). In *Proceedings of the 54th Annual Meeting of the Association for Computational Linguistics (Volume 1: Long Papers)*, pages 1715–1725, Berlin, Germany. Association for Computational Linguistics.
- David Thulke, Nico Daheim, Christian Dugast, and Hermann Ney. 2021. [Efficient retrieval augmented generation from unstructured knowledge for task-oriented dialog](#). *CoRR*, abs/2102.04643.
- Ashish Vaswani, Noam Shazeer, Niki Parmar, Jakob Uszkoreit, Llion Jones, Aidan N. Gomez, Lukasz Kaiser, and Illia Polosukhin. 2017. [Attention is all you need](#). In *Advances in Neural Information Processing Systems 30: Annual Conference on Neural Information Processing Systems 2017, NeurIPS 2017, December 4-9, 2017, Long Beach, CA, USA*, pages 5998–6008.
- Dexin Wang, Kai Fan, Boxing Chen, and Deyi Xiong. 2022. [Efficient cluster-based  \$k\$ -nearest-neighbor machine translation](#). In *Proceedings of the 60th Annual Meeting of the Association for Computational Linguistics (Volume 1: Long Papers)*, pages 2175–2187, Dublin, Ireland. Association for Computational Linguistics.
- Lee Xiong, Chenyan Xiong, Ye Li, Kwok-Fung Tang, Jialin Liu, Paul N. Bennett, Junaid Ahmed, and Arnold Overwijk. 2021. [Approximate nearest neighbor negative contrastive learning for dense text retrieval](#). In *9th International Conference on Learning Representations, ICLR 2021, Virtual Event, Austria, May 3-7, 2021*. OpenReview.net.
- Frank F. Xu, Uri Alon, and Graham Neubig. 2023. [Why do nearest neighbor language models work?](#) *CoRR*, abs/2301.02828.
- Tong Zhang, Wei Ye, Baosong Yang, Long Zhang, Xingzhang Ren, Dayiheng Liu, Jinan Sun, Shikun Zhang, Haibo Zhang, and Wen Zhao. 2022. [Frequency-aware contrastive learning for neural machine translation](#). In *Thirty-Sixth AAAI Conference on Artificial Intelligence, AAAI 2022, Thirty-Fourth Conference on Innovative Applications of Artificial Intelligence, IAAI 2022, The Twelveth Symposium on Educational Advances in Artificial Intelligence, EAAI 2022 Virtual Event, February 22 - March 1, 2022*, pages 11712–11720. AAAI Press.
- Xin Zheng, Zhirui Zhang, Junliang Guo, Shujian Huang, Boxing Chen, Weihua Luo, and Jiajun Chen. 2021a. [Adaptive nearest neighbor machine translation](#). In *Proceedings of the 59th Annual Meeting of the Association for Computational Linguistics and the 11th International Joint Conference on Natural Language Processing (Volume 2: Short Papers)*, pages 368–374, Online. Association for Computational Linguistics.
- Xin Zheng, Zhirui Zhang, Shujian Huang, Boxing Chen, Jun Xie, Weihua Luo, and Jiajun Chen. 2021b. [Non-parametric unsupervised domain adaptation for neural machine translation](#). In *Findings of the Association for Computational Linguistics: EMNLP 2021*, pages 4234–4241, Punta Cana, Dominican Republic. Association for Computational Linguistics.
- Wenhao Zhu, Shujian Huang, Yunzhe Lv, Xin Zheng, and Jiajun Chen. 2022. [What knowledge is needed? towards explainable memory for knn-mt domain adaptation](#). *CoRR*, abs/2211.04052.

## A Appendix

### A.1 Derivation Process of $\Delta W_{\text{FT}}$

According to the chain rule, the updated matrix  $\Delta W_{\text{FT}}$  is calculated as follows:

$$\begin{aligned}\Delta W_{\text{FT}} &= \frac{\partial \mathcal{L}(W_{\text{O}})}{\partial W_{\text{O}}} \\ &= \sum_{j=1}^k \frac{\partial(\mathcal{V}_j^{m\top} \log(\text{softmax}(W_{\text{O}} \mathcal{K}_j^m)))}{\partial W_{\text{O}}} \\ &= \sum_{j=1}^k \frac{\partial(\mathcal{V}_j^{m\top} \log(\text{softmax}(\mathcal{Z}_j^m)))}{\partial \mathcal{Z}_j^m} \cdot \frac{\partial \mathcal{Z}_j^m}{\partial W_{\text{O}}} \\ &= \sum_{j=1}^k \frac{\partial(\mathcal{V}_j^{m\top} \log(\text{softmax}(\mathcal{Z}_j^m)))}{\partial \mathcal{Z}_j^m} \mathcal{K}_j^{m\top},\end{aligned}\quad (16)$$

where  $\mathcal{Z}_j^m = W_{\text{O}} \mathcal{K}_j^m$  and  $\frac{\partial \mathcal{Z}_j^m}{\partial W_{\text{O}}} = \mathcal{K}_j^{m\top}$ . Then we provide the derivation process for the rest part. Assume that  $l$  denotes the vocabulary index of  $\mathcal{V}_j^m$ ,  $p_i$  is the  $i$ -th probability computed by  $\text{softmax}(\mathcal{Z}_j^m)$  and  $z_i$  stand for the  $i$ -th value of the vector  $\mathcal{Z}_j^m$ . The calculation of  $\mathcal{F} = \mathcal{V}_j^{m\top} \log(\text{softmax}(\mathcal{Z}_j^m))$  can be re-written as  $\mathcal{F} = \log(p_l)$ . When  $i = l$ , the partial derivative of  $\mathcal{F}$  to  $z_i$  is calculated as:

$$\begin{aligned}\frac{\partial \mathcal{F}}{\partial z_i} &= \frac{1}{p_l} \cdot \frac{\partial p_l}{\partial z_i} = \frac{1}{p_l} \cdot \frac{\partial(\frac{e^{z_l}}{\sum_{k=1}^{|\mathcal{V}|} e^{z_k}})}{\partial z_i} \\ &= \frac{1}{p_l} \cdot \frac{e^{z_l}(\sum_{k=1}^{|\mathcal{V}|} e^{z_k}) - (e^{z_l})^2}{(\sum_{k=1}^{|\mathcal{V}|} e^{z_k})^2} \\ &= \frac{1}{p_l} \cdot (p_l - p_l^2) = 1 - p_l.\end{aligned}\quad (17)$$

If  $i \neq l$ , we have:

$$\begin{aligned}\frac{\partial \mathcal{F}}{\partial z_i} &= \frac{1}{p_l} \cdot \frac{\partial p_l}{\partial z_i} = \frac{1}{p_l} \cdot \frac{\partial(\frac{e^{z_l}}{\sum_{k=1}^{|\mathcal{V}|} e^{z_k}})}{\partial z_i} \\ &= \frac{1}{p_l} \cdot \frac{e^{z_l} \cdot e^{z_i}}{(\sum_{k=1}^{|\mathcal{V}|} e^{z_k})^2} \\ &= \frac{1}{p_l} \cdot -p_l \cdot p_i = 0 - p_i.\end{aligned}\quad (18)$$

Combining the above equations, we have:

$$\frac{\partial \mathcal{F}}{\partial \mathcal{Z}_j^m} = \mathcal{V}_j^m - \mathcal{P}_j^m, \quad (19)$$

where  $\mathcal{V}_j^m$  is the one-hot vector whose the  $l$ -th value is 1, and  $\mathcal{P}_j^m = \text{softmax}(W_{\text{O}} \mathcal{K}_j^m)$  is the whole

	IT	Law	Medical	Koran	IWSLT
Train	222,927	467,309	248,009	17,982	160,239
Dev	2,000	2,000	2,000	2,000	7,283
Test	2,000	2,000	2,000	2,000	6,750

Table 4: Sentence statistics of multi-domain datasets.

	IT	Law	Medical	Koran	IWSLT
Dataset Size (Token)	3.84M	19.5M	7.15M	542K	3.96M
<b><math>k</math>NN-MT (IP)</b>					
$k$	8	4	4	16	32
$\lambda$	0.6	0.8	0.7	0.8	0.5
$T$	20	10	20	30	20
<b><math>k</math>NN-MT (L2)</b>					
$k$	8	4	4	16	32
$\lambda$	0.7	0.8	0.8	0.8	0.5
$T$	10	10	10	100	50

Table 5: The datastore size and hyper-parameter choices (i.e.,  $k$ ,  $\lambda$  and  $T$ ) of  $k$ NN-MT (IP) and  $k$ NN-MT (L2) in each domain.

vector of prediction probability. Finally, the Equation 16 is re-written as:

$$\begin{aligned}\Delta W_{\text{FT}} &= \sum_{j=1}^k \frac{\partial \mathcal{V}_j^{m\top} \log(\text{softmax}(\mathcal{Z}_j^m))}{\partial \mathcal{Z}_j^m} \mathcal{K}_j^{m\top} \\ &= \sum_{j=1}^k (\mathcal{V}_j^m - \mathcal{P}_j^m) \mathcal{K}_j^{m\top} \\ &= (\mathcal{V}_m - \mathcal{P}_m) \mathcal{K}_m^{\top}.\end{aligned}\quad (20)$$

### A.2 Dataset Statistics

We adopt a multi-domain dataset and consider domains including IT, Medical, Koran and Law, together with IWSLT’14 German-English (DE-EN) dataset in all our experiments. The sentence statistics of datasets are illustrated in Table 4.

### A.3 Datastore Size and Hyper-parameters

The datastore size (count of target tokens) and the choices of hyper-parameters in  $k$ NN-MT and AK-MT are shown in Table 5, in which we consider grid search on  $k \in \{1, 2, 4, 8, 16, 32\}$ ,  $\lambda \in \{0.1, 0.2, 0.3, 0.4, 0.5, 0.6, 0.7, 0.8, 0.9\}$  and  $T \in \{5, 10, 20, 50, 100, 150, 200\}$  for  $k$ NN-MT and set  $k_{\text{max}} = 16$  for AK-MT on each domain.

We perform a grid search to find the best learning rate  $lr$  for OPL fine-tuning in Section 4.1. The search range for all datasets is the same. The search base values are  $\{1, 2, 3, 4, 5, 6, 7, 8, 9\}$  and we scale them to 1e-1, 1e-2 and 1e-3 times, i.e., we have  $9 \times 3 = 27$  values to search. In Table 6, we present the details of the selected learning rates on five datasets.

<b>Dataset</b>	IT	Law	Medical	Koran	IWSLT
$lr_{\text{Valid}}$	3e-3	5e-3	4e-3	2e-3	1e-3
$lr_{\text{Test}}$	3e-3	5e-3	3e-3	2e-3	1e-3

Table 6: Selected learning rates for OPL fine-tuning on validation/test sets, denoted as  $lr_{\text{Valid}} / lr_{\text{Test}}$ .

#### A.4 Out-of-Domain Experimental Results

In Table 7, we report the corresponding out-of-domain results of the experiment in Section 4.2.

#### A.5 More Details of Word-Level Analysis

We report the overall P/R/F1 results on multi-domain test sets in Table 8. Compared with precision and F1 score, the defect of  $k$ NN-MT is more obvious on word recall. In addition, as shown in Table 9, we focus on words with  $\gamma(w) \geq 5$  and calculate word recalls in different buckets based on word frequency. For the nearest-neighbors analysis, in addition to the non-retrieval rate mentioned in section 4.3, we evaluate the following metrics: ① **Gold Rank/Gold Dist**: the average gold label rank/distance in the top- $k$  list, while taking the rank and distance of the last word in the top- $k$  list (i.e., the farthest neighbor) if unretrieved; ② **#Gold Labels**: the average number of gold labels in the top- $k$  list; ③ **#Labels**: the average distinct labels in the top- $k$  list, indicating the diversity. For domain-specific words ( $\gamma(w) \geq 5$ ), the detailed results of  $k$ -nearest-neighbors analysis in above metrics are shown in Table 10.

Model	# Params	IT	Law	Medical	Koran	IWSLT	AVG
NMT	-	35.10	32.54	34.74	38.55	35.87	35.36
OPL-FT	43.03M	23.56	21.01	22.81	6.97	23.73	19.62
$k$ NN-MT	-	22.55	13.51	12.69	8.49	31.70	17.79
AK-MT	-	32.87	27.79	29.36	<b>33.80</b>	<b>34.62</b>	31.69
Adapter( $r = 64$ )	3.96M	<b>33.08</b>	<b>30.06</b>	<b>30.63</b>	32.33	32.60	<b>31.74</b>
Adapter( $r = 128$ )	7.90M	32.87	29.51	30.23	31.58	32.20	31.28
Adapter( $r = 256$ )	15.77M	32.67	28.45	30.09	31.95	32.14	31.06
FT	269.75M	14.92	19.06	21.87	27.60	30.75	22.84
AK-MT <sub>Adapter(<math>r=256</math>)</sub>	15.77M	31.70	26.89	27.51	30.00	31.40	29.50

Table 7: The BLEU score (%) of all models on out-of-domain (OOD) test sets, including IT, Law, Medical, Koran, and IWSLT. “# Params” refers to the number of fine-tuned parameters. The test sets of the other four domains are integrated as OOD test sets for each domain and “AVG” represents the average performance of all models on OOD test sets.

$\gamma(w)$	NMT	$k$ NN-MT	AK-MT	AK-MT <sub>A</sub>	FT
<b>IT</b>					
0~1	0.597/0.632/0.614	0.672/0.656/0.664	0.709/0.681/0.695	0.743/0.676/0.708	0.730/0.673/0.700
1~2	0.764/0.746/0.755	0.815/0.764/0.789	0.815/0.775/0.795	0.837/0.778/0.806	0.818/0.773/0.795
2~5	0.680/0.660/0.670	0.724/0.701/0.712	0.740/0.710/0.725	0.761/0.726/0.744	0.757/0.726/0.741
5~	0.634/0.608/0.621	0.699/0.681/0.690	0.714/0.707/0.711	0.735/0.750/0.742	0.746/0.750/0.748
SUM	0.676/0.668/0.672	0.736/0.702/0.719	0.750/0.724/0.737	0.774/0.738/0.755	0.767/0.735/0.751
<b>Law</b>					
0~1	0.724/0.730/0.727	0.784/0.788/0.786	0.830/0.808/0.819	0.850/0.810/0.829	0.835/0.813/0.824
1~2	0.820/0.805/0.812	0.875/0.862/0.868	0.884/0.872/0.878	0.891/0.875/0.883	0.885/0.869/0.877
2~5	0.792/0.756/0.774	0.851/0.840/0.845	0.869/0.848/0.859	0.868/0.860/0.864	0.867/0.858/0.863
5~	0.787/0.704/0.743	0.838/0.814/0.826	0.852/0.820/0.836	0.854/0.833/0.844	0.856/0.835/0.845
SUM	0.782/0.753/0.767	0.839/0.828/0.833	0.860/0.840/0.850	0.867/0.846/0.857	0.862/0.845/0.854
<b>Medical</b>					
0~1	0.640/0.651/0.646	0.695/0.716/0.705	0.770/0.713/0.740	0.797/0.715/0.753	0.772/0.725/0.748
1~2	0.737/0.729/0.733	0.797/0.764/0.780	0.822/0.789/0.805	0.837/0.795/0.816	0.814/0.795/0.804
2~5	0.777/0.731/0.753	0.819/0.771/0.794	0.848/0.794/0.820	0.853/0.796/0.823	0.838/0.801/0.819
5~	0.732/0.654/0.691	0.792/0.715/0.752	0.817/0.770/0.793	0.815/0.781/0.798	0.809/0.790/0.799
SUM	0.716/0.684/0.699	0.774/0.727/0.750	0.812/0.763/0.787	0.822/0.769/0.795	0.806/0.776/0.790
<b>Koran</b>					
0~1	0.261/0.252/0.256	0.677/0.570/0.619	0.645/0.553/0.595	0.677/0.556/0.611	0.679/0.562/0.615
1~2	0.292/0.259/0.275	0.680/0.598/0.636	0.673/0.597/0.633	0.699/0.605/0.649	0.693/0.616/0.652
2~5	0.070/0.067/0.068	0.562/0.548/0.555	0.566/0.547/0.557	0.596/0.569/0.582	0.590/0.577/0.583
5~	0.082/0.078/0.080	0.554/0.521/0.537	0.548/0.525/0.536	0.582/0.549/0.565	0.575/0.556/0.566
SUM	0.175/0.165/0.170	0.612/0.557/0.583	0.604/0.554/0.578	0.635/0.568/0.600	0.630/0.577/0.602
<b>IWSLT</b>					
0~1	0.687/0.732/0.709	0.722/0.714/0.718	0.710/0.724/0.717	0.746/0.716/0.731	0.742/0.718/0.730
1~2	0.789/0.786/0.787	0.801/0.792/0.796	0.800/0.793/0.796	0.813/0.797/0.805	0.809/0.799/0.804
2~5	0.724/0.685/0.704	0.728/0.688/0.707	0.731/0.690/0.710	0.733/0.700/0.716	0.729/0.704/0.716
5~	0.798/0.591/0.679	0.776/0.645/0.704	0.788/0.635/0.703	0.745/0.703/0.724	0.736/0.705/0.720
SUM	0.744/0.716/0.730	0.757/0.722/0.739	0.756/0.724/0.739	0.765/0.736/0.750	0.760/0.738/0.749

Table 8: Overall P/R/F1 of all models on multi-domain test sets, in which we count P/R/F1 in different buckets based on the domain-specific degree of each word  $\gamma(w)$ . AK-MT<sub>A</sub> is the brief description of AK-MT<sub>Adapter( $r=256$ )</sub>.

	# Words	NMT	$k$ NN-MT	AK-MT	AK-MT <sub>A</sub>	FT
<b>IT</b>						
top 1%	993	0.751	0.767	0.786	0.809	0.802
top 1~5%	1,223	0.707	0.748	0.761	0.764	0.772
top 5~20%	1,492	0.591	0.705	0.718	0.747	0.743
top 20~100%	2,239	0.501	0.638	0.651	0.720	0.722
<b>Law</b>						
top 1%	4,896	0.870	0.937	0.944	0.948	0.943
top 1~5%	4,013	0.684	0.806	0.816	0.833	0.836
top 5~20%	3,473	0.671	0.789	0.799	0.809	0.806
top 20~100%	2,736	0.492	0.636	0.652	0.674	0.695
<b>Medical</b>						
top 1%	2,896	0.765	0.815	0.838	0.844	0.844
top 1~5%	2,676	0.621	0.740	0.755	0.768	0.779
top 5~20%	2,937	0.633	0.748	0.772	0.769	0.774
top 20~100%	4,339	0.618	0.717	0.738	0.761	0.776
<b>Koran</b>						
top 1%	5,727	0.183	0.749	0.722	0.726	0.737
top 1~5%	3,502	0.023	0.505	0.486	0.521	0.545
top 5~20%	2,669	0.003	0.430	0.432	0.468	0.468
top 20~100%	2,685	0.001	0.234	0.255	0.294	0.282
<b>IWSLT</b>						
top 1%	9,774	0.669	0.751	0.718	0.790	0.791
top 1~5%	5,856	0.519	0.599	0.566	0.634	0.640
top 5~20%	2,243	0.540	0.565	0.563	0.608	0.603
top 20~100%	1,497	0.522	0.547	0.552	0.623	0.631

Table 9: The word recall of all models on multi-domain test sets, in which we focus on words with  $\gamma(w) \geq 5$  and calculate word recalls in different buckets based on word frequency. “# Words” denotes the total number of examples in different buckets. AK-MT<sub>A</sub> is the brief description of AK-MT<sub>Adapter( $r=256$ )</sub>.

	Unretrieved%		Gold Rank/Gold Dist		#Gold Labels		#Labels	
	AK-MT	AK-MT <sub>A</sub>	AK-MT	AK-MT <sub>A</sub>	AK-MT	AK-MT <sub>A</sub>	AK-MT	AK-MT <sub>A</sub>
<b>IT</b>								
top 1%	8.26%	7.55%	2.89 / 59.20	2.55 / 69.23	11.43	12.18	3.27	2.68
top 1~5%	12.35%	11.61%	3.25 / 65.46	3.10 / 83.58	10.04	10.70	3.75	3.28
top 5~20%	14.75%	13.74%	3.19 / 69.25	2.98 / 79.91	10.06	10.83	3.61	3.13
top 20~100%	20.63%	15.36%	2.94 / 90.12	2.52 / 100.98	9.55	10.88	3.56	2.79
<b>Law</b>								
top 1%	1.90%	1.92%	1.44 / 29.28	1.42 / 23.56	14.19	14.46	1.73	1.59
top 1~5%	5.14%	5.17%	2.16 / 50.90	2.08 / 51.74	11.92	12.34	2.61	2.36
top 5~20%	6.06%	5.54%	2.12 / 59.40	2.01 / 61.43	11.97	12.41	2.56	2.30
top 20~100%	10.72%	8.44%	1.94 / 89.54	1.75 / 90.28	12.05	12.83	2.34	1.98
<b>Medical</b>								
top 1%	5.52%	4.97%	2.17 / 53.94	2.07 / 62.05	12.15	12.56	2.89	2.55
top 1~5%	9.68%	7.59%	2.46 / 61.28	2.22 / 72.97	11.32	11.94	3.01	2.72
top 5~20%	9.87%	8.41%	2.24 / 60.43	2.13 / 68.29	12.08	12.58	2.62	2.37
top 20~100%	16.80%	13.55%	2.31 / 82.42	2.08 / 91.77	11.38	12.20	2.64	2.28
<b>Koran</b>								
top 1%	7.81%	6.95%	3.00 / 62.56	2.68 / 92.52	9.85	10.79	4.07	3.21
top 1~5%	18.10%	15.13%	4.48 / 74.33	3.99 / 116.09	7.39	8.26	5.01	4.21
top 5~20%	20.57%	16.90%	4.31 / 83.25	3.80 / 124.37	7.45	8.35	4.86	4.15
top 20~100%	32.85%	27.15%	4.33 / 125.08	3.87 / 176.16	5.63	6.50	5.38	4.66
<b>IWSLT</b>								
top 1%	8.44%	8.28%	3.11 / 54.43	2.99 / 51.16	10.92	11.27	3.08	2.81
top 1~5%	16.62%	16.26%	4.53 / 79.06	4.45 / 82.59	8.45	8.75	4.48	4.10
top 5~20%	17.92%	17.79%	4.74 / 83.92	4.60 / 88.23	8.01	8.26	4.55	4.20
top 20~100%	25.78%	23.11%	3.29 / 117.77	3.09 / 129.62	8.41	8.92	4.00	3.67

Table 10: Detailed results of  $k$ -nearest-neighbors analysis of domain-specific words ( $\gamma(w) \geq 5$ ) on multi-domain test sets. AK-MT<sub>A</sub> is the brief description of AK-MT<sub>Adapter( $r=256$ )</sub>.