

# A COARSE-GEOMETRY CHARACTERIZATION OF CACTI

KOJI FUJIWARA AND PANOS PAPASOGLU

ABSTRACT. We give a quasi-isometric characterization of cacti, which is similar to Manning’s characterization of quasi-trees by the bottleneck property. We also give another quasi-isometric characterization of cacti using fat theta curves.

## 1. INTRODUCTION

A *cactus* is a connected graph such that any two cycles intersect at most one point. Cacti play an important role in graph theory, in networks and computer science and in geometric group theory. For example Dinitz-Karzanov-Lomonosov showed that one can encode the min-cuts of a graph by a cactus [3] (see also [7], sections 7.4,7.5). This result has algorithmic applications to networks where one would like to improve the edge connectivity of a graph (see [11]). It turns out that one can also encode the ends of infinite graphs by cacti (see [4], [13]) thereby deducing the classical Stallings’ ends theorem in geometric group theory.

Manning [10] gave a coarse-geometry characterization of trees that has several interesting applications in geometric group theory (see e.g. [1]).

One can think of cacti as the ‘simplest’ graphs after trees. In this paper we study the coarse geometry of cacti. Our motivation comes from studying planar metrics ([5]). It turns out that the spheres of such metrics resemble cacti. In this paper we make this precise by showing that such spheres are in fact quasi-isometric to cacti. Our results apply more generally to geodesic metric spaces rather than graphs. We will call *cactus* a geodesic metric space  $C$  such that any two distinct simple closed curves in  $C$  intersect at at most one point. We note that our notion of cactus generalizes the classical graph theoretic notion in a similar way as  $\mathbb{R}$ -trees generalize trees.

---

The first author is supported in part by Grant-in-Aid for Scientific Research (No. 20H00114).

Bonamy-Bousquet-Esperet-Groenland-Liu-Pirot-Scott, [2] showed that graphs with no  $q$ -fat  $K_{2,p}$ -minor (for some  $p, q$ ) have asymptotic dimension bounded by 1. In this paper we show that if a graph has no  $q$ -fat  $K_{2,3}$  minor then it is in fact quasi-isometric to a cactus combining Corollary 1.1 and Proposition 1.10. Further in [2] the authors ask whether if a graph  $\Gamma$  has no  $q$ -fat  $H$ -minor for some finite graph  $H$  then  $asdim\Gamma < \infty$ . Georgakopoulos-Papasoglu [6] made the following conjecture that would imply this: If a graph has no  $q$ -fat  $H$ -minor (for some  $q$ ) then it is quasi-isometric to a graph with no  $H$ -minor. Our results confirm this conjecture for  $H = K_{2,3}$ . This conjecture (if true) would show that the deep theory of minor free graphs generalizes to  $q$ -fat minor free graphs. This would be interesting geometrically too as  $q$ -fat minor free graphs are invariant under quasi-isometries while minor free graphs are not.

**1.1. Main results.** We proceed now to give our geometric characterization of cacti up to quasi-isometry.

Let  $X$  be a geodesic metric space. If  $A$  is a subset  $X$  and  $m \in \mathbb{R}$  we set

$$N_m(A) = \{x \in X : d(x, A) < m\}.$$

We consider the following condition:

**Condition**  $(\sharp, m)$ . *for any  $x, y \in X$  with  $d(x, y) \geq 10m$ , there exist  $a, b$  with  $d(x, a \cup b), d(y, a \cup b) \geq 4m$  and  $x, y$  lie in distinct components of  $X \setminus N_m(a \cup b)$ .*

We may simply write  $(\sharp)$  without specifying the constant  $m$ .

Our main result is:

**Corollary 1.1** (Corollary 2.19, cf. Theorem 2.1). *Let  $X$  be a geodesic metric space.  $X$  is quasi-isometric to a cactus if and only if it satisfies  $(\sharp)$ .*

*Moreover the quasi-isometry-constants depend only on  $m$  in  $(\sharp)$ .*

The hard direction is to show  $(\sharp)$  implies quasi-isometric to a cactus, which takes most of the paper.

**1.2. Bottleneck property and quasi-trees.** The condition  $(\sharp)$  is similar in spirit to the bottleneck property that appears in Manning's Lemma [10]: A geodesic metric space  $X$  satisfies *the bottleneck criterion* if there exists  $\Delta \geq 0$  such that for any two points  $x, y \in X$  the midpoint  $z$  of a geodesic between  $x$  and  $y$  satisfies the property that any path from  $x$  to  $y$  intersects the  $\Delta$ -ball centered at  $z$ . Manning showed that this is equivalent to  $X$  being a quasi-tree. By definition, a geodesic space is called a *quasi-tree* if it is quasi-isometric to a simplicial tree.

His condition is rephrased as follows. We will not use this result in this paper.

**Proposition 1.2** (version of Manning lemma).  *$X$  is a quasi-tree if and only if there exists  $k$  such that for any  $x, y \in X$  with  $d(x, y) \geq M = 100k$ , there is  $c \in X$  with  $d(c, x), d(c, y) \geq 2k$  such that  $x, y$  lie in distinct components of  $X \setminus B_c(k)$ .*

*Proof.* We apply Manning's lemma for  $\Delta = 100k$ . Let  $x, y \in X$  and let  $z$  be the midpoint of the geodesic between  $x, y$ . Let  $x' \neq y'$  on this geodesic with  $d(x', z) = d(y', z) = 100k$ . There is some point  $c$  on the geodesic between  $x', y'$  such that  $B_c(k)$  separates  $x', y'$ . But then  $B_z(100k)$  contains  $B_c(k)$  so it separates  $x, y$ .  $\square$

Kerr showed that a geodesic metric space is a quasi-tree if and only if it is  $(1, C)$ -quasi-isometric to a simplicial tree for some  $C \geq 0$ , [8, Theorem 1.3]. It would be interesting to know if  $X$  is a quasi-tree if and only if it is  $(1, C)$ -quasi-isometric to a cactus for some  $C \geq 0$ .

**1.3. Background.** This paper is a companion paper to [5]. We explain the connection. The main result of [5] is:

**Theorem 1.3.** *Let  $P$  be a geodesic space that is homeomorphic to  $\mathbb{R}^2$ . Then the asymptotic dimension of  $P$  is at most three, uniformly.*

We review the strategy of the argument: first we fix a point  $e \in P$  and a constant  $L$ , then look at annuli,  $A_n$ , that are sets of points whose distance from  $e$  are between  $nL$  and  $(n+1)L$  for  $n \in \mathbb{N}$ . We are lead to study  $A_n$ , and realized that those  $A_n$  look like cacti. We did not show they are quasi-isometric to cacti, but we managed to show that the connected components of them are “coarse cacti” in the following sense [5, Lemma 4.1]:

**Definition 1.4** ( $M$ -coarse cactus). Let  $X$  be a geodesic metric space. If there is an  $M > 0$  such that  $X$  has no  $M$ -fat theta curves then we say that  $X$  is an  $M$ -coarse cactus or simply a coarse cactus.

See Definition 1.7 for the definition of fat theta curves.

It is pretty easy to show (see [5]):

**Proposition 1.5.** *A cactus  $C$  has  $\text{asdim} \leq 1$ . Moreover,  $\text{asdim} \leq 1$  uniformly over all cacti.*

The argument generalizes to show ([5, Theorem 3.2]):

**Theorem 1.6.** *If  $C$  is an  $M$ -coarse cactus then  $\text{asdim} C \leq 1$ . Moreover, it is uniform with  $M$  fixed.*

As a summary we [5] showed that those  $A_n$  have asymptotic dimension at most 1, uniformly. Then, some general idea for dimension theory applies and it is easy for us to show Theorem 1.3. In fact, since those  $A_n$  are aligned along the radical direction from the base point, it is natural to expect the bound for  $P$  is 2, but we left it as a question. By now, the question is solved positively and as a result the bound for  $P$  is 2 ([9], [2]), which is optimal.

We go back to the connection to the present paper. As the name suggests, we suspected that if  $X$  is an ( $M$ -)coarse cactus then it is in fact quasi-isometric to a cactus, and the quasi-isometry constants depend only on  $M$ . Note that the converse implication is easy. Combining Corollary 1.1 and Proposition 1.10 we will confirm the speculation (Lemma 3.1).

**1.4. Fat theta curves and (#).** To discuss the relation between the no-fat-theta curve condition and (#), we recall some definitions precisely from [5]. Let  $X$  be a geodesic metric space. Let  $\Theta$  be a unit circle in the plane together with a diameter. We denote by  $x, y$  the endpoints of the diameter and by  $q_1, q_2, q_3$  the 3 arcs joining them (ie the closures of the connected components of  $\Theta \setminus \{x, y\}$ ). A *theta-curve* in  $X$  is a continuous map  $f : \Theta \rightarrow X$ . Let  $p_i = f(q_i)$ ,  $i = 1, 2, 3$ ,  $a = f(x)$ ,  $b = f(y)$ .

We recall a definition from [5].

**Definition 1.7.** [ $M$ -fat theta curve] Suppose  $M > 0$ . A theta curve is  *$M$ -fat* if there are arcs  $\alpha_i, \beta_i \subseteq p_i$ ,  $i = 1, 2, 3$  where  $a \in \alpha_i$ ,  $b \in \beta_i$  so that the following hold:

- (1) If  $p'_i = p_i \setminus \alpha_i \cup \beta_i$  then  $p'_i \neq \emptyset$  and for any  $i \neq j$  and any  $t \in p'_i, s \in p'_j$  we have  $d(t, s) \geq M$ .
- (2)  $p'_i \cap \alpha_j = \emptyset$ ,  $p'_i \cap \beta_j = \emptyset$  for all  $i, j$  (note by definition  $p'_i$  is an open arc, ie does not contain its endpoints).
- (3) For any  $t \in \alpha_1 \cup \alpha_2 \cup \alpha_3$ ,  $s \in \beta_1 \cup \beta_2 \cup \beta_3$ , we have  $d(t, s) \geq 2M$ .

We say that  $a, b$  are the *vertices* of the theta curve. We say that the theta curve is *embedded* if the map  $f$  is injective. We will often abuse notation and identify the theta curve with its image giving simply the arcs of the theta curve. So we will denote the theta curve defined above by  $\Theta(p_1, p_2, p_3)$ .

If a geodesic space contain an  $M$ -fat theta curve, then it contains an embedded  $M$ -fat theta curve, which is a subset of the first theta curve [5, Lemma 3.1].

As an easy application of Corollary 1.1 we show:

**Lemma 1.8** ( $\sharp$  implies no fat theta). *If a geodesic space  $X$  satisfies  $(\sharp, m)$  for some  $m > 0$ , then there is  $M > 0$  such that  $X$  has no  $M$ -fat theta curve. Moreover, the constant  $M$  depends only on  $m$ .*

It turns out the converse is true.

**Lemma 1.9** (No fat theta implies  $\sharp$ ). *Let  $X$  be a geodesic metric space. Assume that there is  $M > 0$  such that  $X$  has no  $M$ -fat theta curve. Then  $X$  satisfies  $(\sharp, m)$  for some  $m > 0$ .*

*Moreover, the constant  $m$  depends only on  $M$ .*

Combining the two lemmas, we obtain the following proposition, so that the no-fat-theta condition gives another characterization for a geodesic space to be quasi-isometric to a cactus.

**Proposition 1.10.** *Let  $X$  be a geodesic space. Then  $X$  satisfies  $(\sharp, m)$  for some  $m > 0$  if and only if there is  $M$  such that  $X$  has no  $M$ -fat theta curve.*

See Section 3 for the proof of the two lemmas and the proposition.

## 2. SPACES QUASI-ISOMETRIC TO CACTI

We will prove our characterization of cacti for graphs (Theorem 2.1) but it will be easy to see that applies to all geodesic metric spaces (Corollary 1.1). The purpose of this section is to prove those two results. For the rest of the paper by graph we mean a connected graph unless we specify otherwise.

We state our main result.

**Theorem 2.1** (Manning lemma for cacti). *Let  $X$  be a graph.  $X$  is (uniformly) quasi-isometric to a cactus if and only if there exists  $m > 10$  such that the condition  $(\sharp, m)$  is satisfied. It is uniform in the sense that the quasi-isometry-constants depends only on  $m$ .*

The proof of this theorem is similar to Manning's characterization lemma for quasi-trees but it is quite more involved as we need to associate a cactus  $C$  to the graph  $X$ , and in our construction of  $C$  we have to choose some ('big') simple closed curves of  $X$  that will be preserved to the cactus  $C$  while others will be collapsed to intervals.

**2.1. Preliminary lemmas.** We prepare several lemmas before we start proving the theorem.

**Definition 2.2** (Geodesic circle). A simple closed curve  $\alpha$  in a geodesic metric space  $X$  is called a *geodesic circle* if it is the image of a circle (with its length metric) under an isometric embedding. If  $\alpha$  is a circle

and  $x, y \in \alpha$  we denote by  $\overline{xy}$  the shortest of the two arcs joining  $x, y$  in  $\alpha$  (if both arcs have equal length then we denote by  $\overline{xy}$  any of them).

**Definition 2.3** (Filling). If  $\alpha$  is a simple closed curve in a graph  $X$  we say that a graph morphism  $f : D \rightarrow X$  is a *filling* of  $\alpha$  if:

- 1)  $D$  is a finite graph embedded in  $\mathbb{R}^2$ .
- 2) If  $U$  is the unbounded component of  $\mathbb{R}^2 \setminus D$  then  $\partial U$  is a simple closed curve such that  $f(\partial U) = \alpha$ .
- 3) If  $\gamma$  is the boundary of any bounded connected component of  $\mathbb{R}^2 \setminus D$  then  $f(\gamma)$  is a geodesic circle in  $X$ .

We will often abuse notation and consider a filling  $D$  of a curve in  $X$  as a subset of  $X$ . We will call the bounded connected components of  $\mathbb{R}^2 \setminus D$  *regions of  $D$* .

**Lemma 2.4.** *Any finite length simple closed curve  $\alpha$  in a graph  $X$  has a filling.*

*Proof.* If  $\alpha$  is a geodesic circle then there is nothing to prove. Otherwise pick two points on  $\alpha$  such that  $d_\alpha(x, y) - d(x, y)$  attains its maximum (where by  $d_\alpha$  we denote the length of the shortest subpath of  $\alpha$  joining  $x, y$ ). Join then  $x, y$  by a path of length  $d(x, y)$ . We may see this subdivision as a map from a planar graph  $D$  to  $X$ . Now repeat this by considering any bounded region of  $\mathbb{R}^2 \setminus D$  that has a boundary that is not a geodesic circle. Note that the maximal boundary length drops by at least one after finitely many steps, so this procedure terminates producing a filling (similar to a van-Kampen diagram). □

It will be convenient in what follows to fix a constant

$$M \gg m,$$

for example  $M = 10^{100}m$  works for all the following lemmas.

Most of our lemmas concern inequalities that are (obvious) equalities in the case of cacti. In our case we get inequalities instead, involving an ‘error term’ expressed as a multiple of  $m$ . The precise expression in  $m$  is not important- one may think of all multiples of  $m$  appearing in the sequel as ‘negligible’ quantities. The proof is similar in most cases: we show that if the inequality does not hold then  $\sharp$  is violated. The way we show the latter is by producing a ‘theta’ curve, the branch points of which give us the points that violate  $\sharp$ . Finally any time we manipulate inequalities we just state ‘obvious’ inequalities rather than optimal ones.

Quantities that are multiples of  $M$  on the other hand are non-negligible, for example geodesic circles in  $X$  of length greater than  $10M$  are certainly represented in the corresponding cactus  $C$ .

**Lemma 2.5.** *Let  $X$  be a graph that satisfies  $\sharp$  and let  $\alpha$  be a geodesic circle in  $X$ . If  $e$  is a point in  $X$ ,  $d(e, \alpha) = d(e, p) = R$  with  $p \in \alpha$  and if  $x \in \alpha$  then*

$$d(e, x) \geq R + \text{length}(\overline{xp}) - 100m.$$

*Proof.* We argue by contradiction- so we assume the inequality of the lemma does not hold. Consider a shortest path  $\gamma = [x, e]$ . Let  $y$  be the last point on  $\gamma$  (starting from  $x$ ) such that  $d(y, \alpha) = 10m$ . Let  $q \in \alpha$  such that  $d(q, y) = 10m$ . We claim that  $d(p, q) > 50m$ . If not then

$$d(y, e) \geq R - 60m$$

so

$$d(x, y) \leq \text{length}(\overline{xp}) - 40m$$

and

$$d(q, x) \leq \text{length}(\overline{xp}) - 30m$$

contradicting the fact that  $\alpha$  is a geodesic circle.

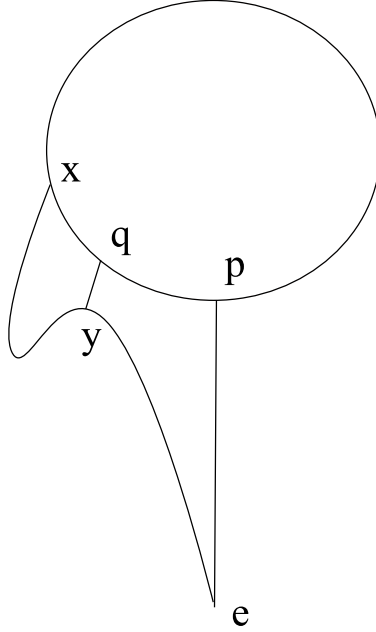


FIGURE 1

We claim now that condition  $\sharp$  fails for  $p, q$ . Indeed since  $p, q$  lie on  $\alpha$  if  $B_1 = B(a_1, m), B_2 = B(a_2, m)$  are two balls of radius  $m$  separating  $p, q$  as in condition  $\sharp$  then each one of  $B_1, B_2$  should intersect one of the arcs on  $\alpha$  joining  $p, q$ . However we claim that neither  $B_1$  nor  $B_2$  intersects the arc  $[q, y] \cup [y, e] \cup [e, p]$  joining  $p, q$ . Indeed if say  $B_1$

intersects  $[q, y]$  at  $z$  then  $d(z, q) \geq 3m - 1$  by  $\sharp$  and since  $\alpha$  is geodesic but then

$$d(y, \alpha) \leq d(y, z) + d(z, a_1) + m < 10m$$

a contradiction. Similarly we arrive at the inequality  $d(x, \alpha) < R$  if  $B_1$  intersects  $[x, p]$  and clearly  $B_1$  does not intersect  $[e, y]$ . Therefore  $\sharp$  does not hold for  $p, q$ , a contradiction.  $\square$

**Lemma 2.6.** *Let  $X$  be a graph that satisfies  $\sharp$  and let  $S_1, S_2$  be two geodesic circles in  $X$  with*

$$\text{length}(S_1), \text{length}(S_2) \geq M/10$$

*and such that for some  $s \in S_1$ ,*

$$d(s, S_2) \geq M/100.$$

*If  $a, b \in S_1$  are such that  $d(a, S_2), d(b, S_2) \leq 10m$  then  $d(a, b) \leq 30m$ .*

*Proof.* We argue by contradiction. Let  $w_1, w_2 : I \rightarrow S_1$  be the two parametrisations by arc length of  $S_1$  starting from  $s$ . So, say,  $w_1$  goes first through  $a$  while  $w_2$  goes first through  $b$ . Let's say that  $a = w_1(t_1), b = w_2(t_2)$ . Let  $t$  be minimal such that  $t \leq t_1$  and  $d(w_1(t), S_2) = 10m$ . Let  $t'$  be minimal such that  $t' \leq t_2$  and  $d(w_2(t'), S_2) = 10m$ . We set  $c_1 = w_1(t), d_1 = w_2(t')$ . Let  $c_2, d_2$  be the closest points to  $c_1, d_1$  on  $S_2$  respectively.

We claim now that  $c_2, d_2$  violate condition  $\sharp$ . Indeed since  $d(a, b) > 30m$  we have that  $d(c_2, d_2) \geq 10m$ . There are two distinct arcs, say  $\alpha_1, \alpha_2$ , on  $S_2$  joining  $c_2, d_2$ . If  $\alpha$  is the arc on  $S_1$  joining  $c_1, d_1$  which contains  $s$  then we have the arc

$$\alpha_3 = [c_2, c_1] \cup \alpha \cup [d_1, d_2]$$

joining  $c_2, d_2$  as well. Let  $B = B_z(m)$  be a ball with  $d(z, \{c_2, d_2\}) \geq 4m$ . Since  $S_2$  is 1-geodesic  $B$  can not intersect both  $\alpha_1, \alpha_2$ . By definition of  $\alpha$ ,  $B$  does not intersect  $\alpha$  and some  $\alpha_i, i = 1, 2$ . If  $B$  intersects some  $\alpha_i$  (for  $i = 1, 2$ ) and say  $[c_1, c_2]$  then  $d(c_1, S_2) \leq 9m$  contradicting the definition of  $c_1$ . Similarly  $B$  does not intersect  $\alpha_i$  for  $i = 1, 2$  and  $[c_1, c_2]$ . So  $B$  can not intersect two of the  $\alpha_i$ 's for  $i = 1, 2, 3$ , which is a contradiction.  $\square$

**Lemma 2.7.** *Let  $X$  be a graph that satisfies  $\sharp$  and let  $S_1, S_2$  be two geodesic circles in  $X$  with*

$$\text{length}(S_1), \text{length}(S_2) \geq M/10$$



and such that for some  $s \in S_1$ ,

$$d(s, S_2) \geq M/100.$$

If  $e, p$  are points in  $S_1, S_2$  respectively such that

$$d(e, p) = d(S_1, S_2) = R$$

and if  $x \in S_1, y \in S_2$  then

$$d(x, y) \geq R + \text{length}(\overline{x\bar{e}}) + \text{length}(\overline{p\bar{y}}) - 1000m.$$

*Proof.* We argue by contradiction- so we assume the inequality of the lemma does not hold. Consider a shortest path  $\gamma = [x, y]$ . If there is some point  $z$  on  $\gamma$  and some  $z_1 \in [e, p]$  such that  $d(z, z_1) \leq 100m$  then

$$d(x, z) \geq d(x, z_1) - 100m$$

and by lemma 2.5

$$d(x, z_1) \geq d(e, z_1) + \text{length}(\overline{x\bar{e}}) - 100m.$$

So

$$d(x, z) \geq d(e, z_1) + \text{length}(\overline{x\bar{e}}) - 200m.$$

Similarly we get

$$d(y, z) \geq d(p, z_1) + \text{length}(\overline{p\bar{y}}) - 200m.$$

so

$$d(x, y) \geq R + \text{length}(\overline{x\bar{e}}) + \text{length}(\overline{p\bar{y}}) - 400m$$

and the lemma holds. So we may assume that  $d(\gamma, [e, p]) > 100m$ . We distinguish two cases:

*Case 1.*  $R > 10m$ . Let  $y_1$  be the last point on  $\gamma$  (starting from  $x$ ) such that  $d(y_1, S_1) = 10m$  and let  $x_1 \in S_1$  such that  $d(y_1, x_1) = 10m$ . Then we claim that  $e, x_1$  violate  $\sharp$ . Since  $d(\gamma, [e, p]) > 100m$ ,  $d(e, x_1) > 10m$ . Let  $\alpha_1, \alpha_2$  be the two distinct arcs on  $S_1$  joining  $e, x_1$ .

We consider now the following arc joining  $e, x_1$ :

$$\alpha_3 = [e, p] \cup \overline{p\bar{y}} \cup [y_1, y] \cup [x_1, y_1].$$

Let  $B = B_z(m)$  be a ball with  $d(z, \{e, x_1\}) \geq 4m$ . Since  $S_1$  is 1-geodesic  $B$  can not intersect both  $\alpha_1, \alpha_2$ . Since  $R > 10m$ ,  $B$  does not intersect  $\overline{p\bar{y}}$  and some  $\alpha_i, i = 1, 2$ . If  $B$  intersects some  $\alpha_i$  (for  $i = 1, 2$ ) and  $[e, p]$  then  $d(S_1, S_2) \leq R - m$  contradicting our definition of  $R$ . Similarly  $B$  does not intersect some  $\alpha_i$  for  $i = 1, 2$  and  $[x_1, y_1]$  as we would have  $d(y_1, S_1) \leq 9m$ . Finally  $B$  does not intersect some  $\alpha_i$  for  $i = 1, 2$  and  $[y_1, y]$  as this would contradict the definition of  $y_1$ . So  $B$  can not intersect two of the  $\alpha_i$ 's for  $i = 1, 2, 3$ , showing that  $e, x_1$  violate  $\sharp$ .

*Case 2.*  $R \leq 10m$ . Let  $y_1$  be the first point on  $\gamma$  (starting from  $x$ ) such that  $d(y_1, S_2) = 10m$  and let  $y_2 \in S_2$  such that  $d(y_1, y_2) = 10m$ . Consider the largest subarc  $\overline{ab}$  of  $S_1$  containing  $e$  such that  $a, b$  are at distance  $\leq 10m$  from  $S_2$ . By lemma 2.6  $d(a, b) \leq 30m$ . Let  $a_1, b_1 \in S_2$  such that

$$d(a, a_1) = d(b, b_1) = 10m.$$

We claim that  $a_1, y_2$  violate  $\sharp$ .

Since  $d(\gamma, [e, p]) > 100m$ , and (by lemma 2.6)  $d(a_1, b_1) < 30m$  clearly  $d(a_1, y_2) > 10m$ . Let  $\alpha_1, \alpha_2$  be the two distinct arcs on  $S_2$  joining  $a_1, y_2$ . Let  $\alpha$  be the arc of  $S_1$  joining  $a, x$  which does not contain  $b$ . We have the following arc joining  $a_1, y_2$ :

$$\alpha_3 = [a_1, a] \cup \alpha \cup [x, y_1] \cup [y_1, y_2].$$

Let  $B = B_z(m)$  be a ball with  $d(z, \{a_1, y_2\}) \geq 4m$ . Since  $S_1$  is 1-geodesic  $B$  can not intersect both  $\alpha_1, \alpha_2$ . By the definition of  $a, b$  and  $y_1$   $B$  can not intersect some  $\alpha_i$  and  $\alpha$  or  $[x, y_1]$  for  $i = 1, 2$ . Finally if for some  $i = 1, 2$   $B$  intersects  $[a, a_1]$  or  $[y_1, y_2]$  we have  $d(a, S_2) \leq 9m$  (in the first case) or  $d(y_1, S_2) \leq 9m$  (in the second case) contradicting the definition of  $a$  or of  $y_1$ . So  $B$  can not intersect two of the  $\alpha_i$ 's for  $i = 1, 2, 3$ , showing that  $a_1, y_2$  violate  $\sharp$ . □

**Lemma 2.8.** *Let  $X$  be a graph that satisfies  $\sharp$  and let  $Y \subseteq X$  be a connected subgraph of  $X$ . Let  $Z$  be a connected component of  $X \setminus N_M(Y)$ . If there are  $a, b \in \partial Z$  with  $d(a, b) \geq M/10$  then there is a geodesic circle  $S$  in  $X$  such that  $a, b \in N_{100m}(S)$ .*

We will use this lemma to construct a cactus inductively, namely, apply the lemma to a ‘‘node’’ (a point or a circle) of a cactus as  $Y$ , then obtain a geodesic circle, which is a new node.

*Proof.* Let  $\alpha_1, \beta_1$  be shortest paths joining  $a, b$  to  $Y$  respectively. Let  $\gamma_1$  be a path in  $X \setminus N_M(Y)$  joining  $a, b$ . If there is a point on  $\alpha_1$  at distance  $< 100m$  from  $\beta_1$  we set  $a_1$  to be the first point (starting from  $a$ ) on  $\alpha_1$  such that  $d(a_1, \beta) = 100m$  and we let  $\gamma_2$  be a path of length  $100m$  joining  $a_1$  to  $b_1 \in \beta_1$ . We set then  $\alpha$  to be the subarc of  $\alpha_1$  with endpoints  $a, a_1$  and  $\beta$  to be the subarc of  $\beta_1$  with endpoints  $b, b_1$ .

Otherwise we set  $a_1, b_1$  to be respectively the endpoints of  $\alpha_1, \beta_1$ , we set  $\alpha = \alpha_1, \beta = \beta_1$  and we take  $\gamma_2$  to be a path in  $Y$  joining  $a_1, b_1$ .

Let

$$w = \alpha \cup \gamma_1 \cup \beta \cup \gamma_2$$

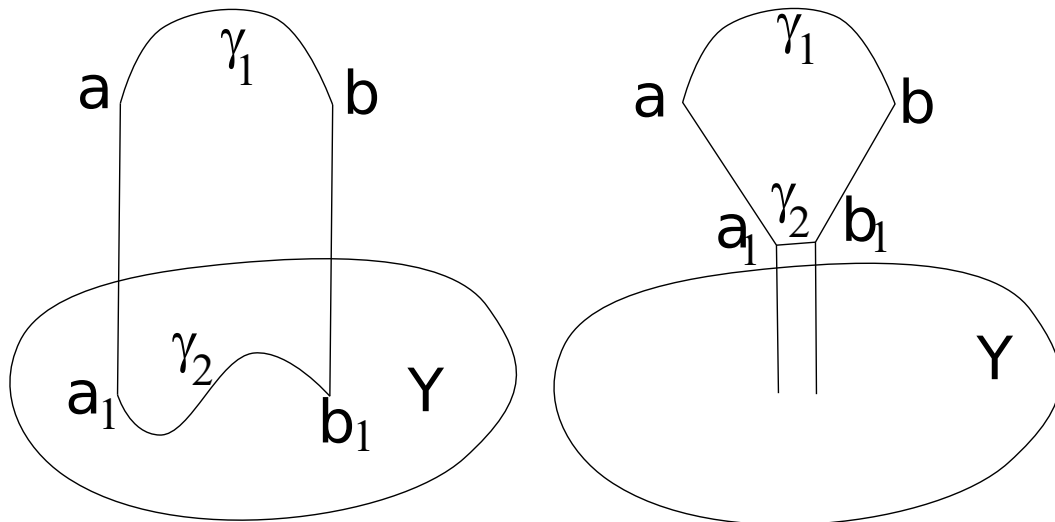


FIGURE 2. Definition of  $a_1, b_1, \gamma_2$

and let  $D$  be a filling of  $w$ . We abuse notation and think  $D$  as a subset of  $X$ . Let  $a_2, b_2$  in  $\alpha, \beta$  respectively such that

$$d(a, a_2) = d(b, b_2) = 4m$$

and  $\gamma_3$  be a simple curve in  $D \setminus N_{4m}(\alpha)$  joining points  $a_2, b_2$  such that the component of  $D \setminus \gamma_3$  containing  $\gamma_1$  contains the least possible number of regions. We note that such a curve exists since there is a subarc of  $w$  joining  $a_2, b_2$  in  $D \setminus N_{4m}(\alpha)$  and if we have two such curves joining  $a_2, b_2$  in  $D \setminus N_{4m}(\alpha)$  that cross then there is another curve joining  $a_2, b_2$  which encloses less regions than either of the two. We distinguish now some cases:

*Case 1.*  $\gamma_3 \cap N_{10m}(\gamma_2) = \emptyset$ . Let  $x_1$  be the last point on  $\gamma_3$  at distance  $4m$  from  $\alpha$  and let  $y_1$  be the first point on  $\gamma_3$  at distance  $4m$  from  $\beta$ . Let  $x \in \alpha, y \in \beta$  such that

$$d(x, x_1) = d(y, y_1) = 4m.$$

We claim that condition  $\sharp$  does not hold for  $x, y$ . Indeed consider the following three paths joining  $x, y$ : there are two paths joining them on the simple closed curve  $w$  and there is a path formed by the geodesic from  $x$  to  $x_1$  followed by the subpath of  $\gamma_3$  with endpoints  $x_1, y_1$  followed by the geodesic from  $y_1$  to  $y$ . Using the triangle inequality one sees easily that for any  $z \in X$  with  $d(z, x), d(z, y) \geq 4m$  the ball  $B_z(m)$  intersects at most one of these 3 arcs. Indeed if  $B_z(m)$  intersects, say,

the geodesic joining  $x, x_1$  at  $z_1$  and  $\alpha$  then, as  $d(z, x) \geq 4m$ , by the triangle inequality  $d(x_1, z_1) \leq m$  so  $d(x_1, \alpha) \leq 3m$  which contradicts our definition of  $x_1$ . The other cases are similar to this.

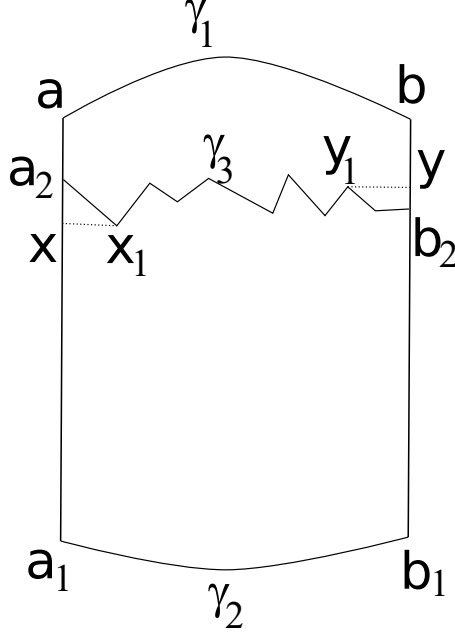


FIGURE 3. Case 1:  $\gamma_3$  is ‘far’ from  $\gamma_2$ .

*Case 2.*  $\gamma_3 \cap N_{10m}(\gamma_2) \neq \emptyset$ . Let  $x_1 \in \gamma_3$  with  $d(x_1, \gamma_2) \leq 10m$  and let  $S$  be a geodesic circle in  $D$  containing a non-trivial segment that contains  $x_1$ . We note that if  $d(S, \gamma_1) > 4m$  then we may replace  $S \cap \gamma_3$  by the arc joining its endpoints which does not intersect  $\gamma_3$  in its interior contradicting our choice of  $\gamma_3$  (as the new curve does not enclose the region bounded by  $S$ ). It follows that there is some  $y_1 \in \gamma_1$  such that  $d(y_1, S) \leq 4m$ .

Clearly the lemma is proved if both  $a, b$  are at distance  $\leq 100m$  from  $S$ . So, without loss of generality, we assume that  $d(a, S) > 100m$ . There are two ways to traverse  $w$  starting from  $a$ , so let  $w_1 : I \rightarrow w, w_2 : I \rightarrow w$  be the corresponding parametrizations, where, say, for  $t$  close to 0,

$$w_1(t) \in \gamma_1, w_2(t) \in \alpha.$$

Let  $t_1$  be minimal such that  $d(w_1(t_1), S) = 10m$ . Since  $d(y_1, S) \leq 4m$  clearly  $x' = w_1(t_1) \in \gamma_1$ . Let  $t_2$  be minimal such that  $d(w_2(t_2), S) = 10m$ . Since  $d(x_1, S) \leq 10m$  clearly  $y' = w_2(t_2) \in \alpha \cup \gamma_2$ . Let  $x, y$  be

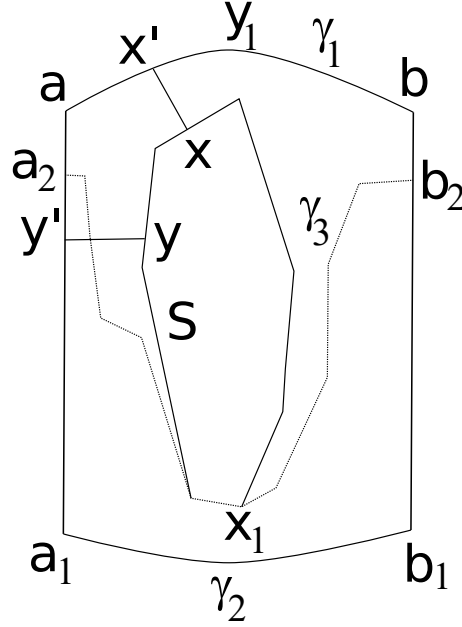


FIGURE 4. Case 2:  $\gamma_3$  is ‘close’ to  $\gamma_2$ .

points on  $S$  such that  $d(x, x') = d(y, y') = 10m$ . Note now that

$$100m \leq d(y, a) \leq 10m + d(y', a) \Rightarrow d(y', a) \geq 90m.$$

It follows that  $d(y, Y) \geq M - 80m$  so  $d(y, x') \geq 80m$ . Therefore

$$d(x, y) \geq 70m.$$

We claim that  $x, y$  violate condition  $\sharp$ . There are 2 distinct arcs on  $S$ , say  $S_1, S_2$  joining  $x, y$ . We consider also the following arc joining them

$$\eta = [x, x'] \cup w_1([0, t_1]) \cup w_2([0, t_2]) \cup [y, y'].$$

We claim that a ball  $B_z(m)$  such that

$$d(z, \{x, y\}) \geq 4m$$

intersects at most one of these arcs. Since  $S$  is a geodesic circle  $B_z(m)$  can not intersect both  $S_1, S_2$ . By the definition of  $t_1, t_2$ ,  $B_z(m)$  can not intersect one of the  $S_i$ 's and  $w_1([0, t_1]) \cup w_2([0, t_2])$ . Let's say that  $B_z(m)$  intersects  $S_1$  at  $x_2$  and  $[x, x']$  at  $x_3$ . Then, by the triangle inequality,  $d(x, x_3) \geq 3m$ . Since  $d(x_2, x_3) \leq 2m$  it follows that  $d(x_2, x') \leq 9m$ , which contradicts our hypothesis that  $(x', S) = 10m$ . Clearly the same argument applies for  $S_2$  or for  $[y, y']$ , so  $\sharp$  is violated by  $x, y$ . This finishes the proof of the lemma. □

We show now that any point on the boundary of a connected component as before ‘close’ to the circle we constructed at lemma 2.8:

**Lemma 2.9.** *Let  $X$  be a graph that satisfies  $\sharp$  and let  $Y \subseteq X$  be a connected subgraph of  $X$ . Let  $Z$  be a connected component of  $X \setminus N_M(Y)$ . Suppose there are  $a, b \in \partial Z$  with  $d(a, b) \geq M/10$ . Then if  $c$  is any point in  $\partial Z$  we have*

$$d(c, \{a, b\}) \leq \frac{M}{10}.$$

*Proof.* We argue by contradiction, so we assume that  $d(a, c) \geq M/10$ . By lemma 2.8 there is a geodesic circle  $S_1$  in  $X$  such that  $a, b \in N_{100m}(S_1)$ , also, there is a geodesic circle  $S_2$  containing  $a, c$  in its  $100m$  neighborhood. We consider shortest paths  $[e, p], [e, q]$  from the base point to the geodesic circles  $S_1, S_2$  respectively. There are points  $a_1 \in S_1, a_2 \in S_2$  such that

$$d(a, a_1) \leq 100m, d(a, a_2) \leq 100m$$

so  $d(a_1, a_2) \leq 200m$ . If  $d(b, c) \leq M/10$  the lemma is proven, so we may assume  $d(b, c) > M/10$ . Let  $b' \in S_1$  with  $d(b, b') \leq 100m$ . We distinguish now two cases.

*Case 1.*  $d(p, S_2) \leq 200m$ . There are two ways to traverse  $S_1$  starting from  $b'$ , so let  $w_1 : I \rightarrow S_1, w_2 : I \rightarrow S_1$  be the corresponding parametrizations. Let  $t_1, t_2$  be minimal such that

$$d(w_1(t_1), S_2) = 200m, d(w_2(t_2), S_2) = 200m.$$

Let  $x' = w_1(t_1), y' = w_2(t_2)$  and  $x, y \in S_2$  such that

$$d(x', x) = d(y', y) = 200m.$$

By lemma 2.5  $d(p, a_1) \geq M/30$  so  $d(x', y') > M/30$  and by the triangle inequality  $d(x, y) > M/40 > 100m$ . We claim that  $x, y$  violate condition  $\sharp$ . Indeed we have the following 3 arcs joining  $x, y$ : there are two disjoint arcs on  $S_2$  and if  $\beta'$  is the arc of  $S_1$  joining  $x', y'$  which contains  $b'$  we have also the arc

$$\beta = [x, x'] \cup \beta' \cup [y, y'].$$

Let  $B = B_z(m)$  be a ball with  $d(z, \{x, y\}) \geq 4m$ . Then clearly  $B$  can not intersect both  $S_1, S_2$  and can not intersect any of the  $S_i$  and  $\beta'$ . by the definition of  $\beta'$ . Assume now that say  $B$  intersects  $[x, x']$  at  $z_1$  and  $S_1$  at  $z_2$ . Then

$$d(z_1, x) \geq 3m, d(z_2, x) \geq 3m$$

and  $d(z_1, z_2) \leq 2m$  so  $d(z_2, x') < d(x, x')$  contradicting the definition of  $x$ . The other cases are similar so  $x, y$  violate condition  $\sharp$  in this case.

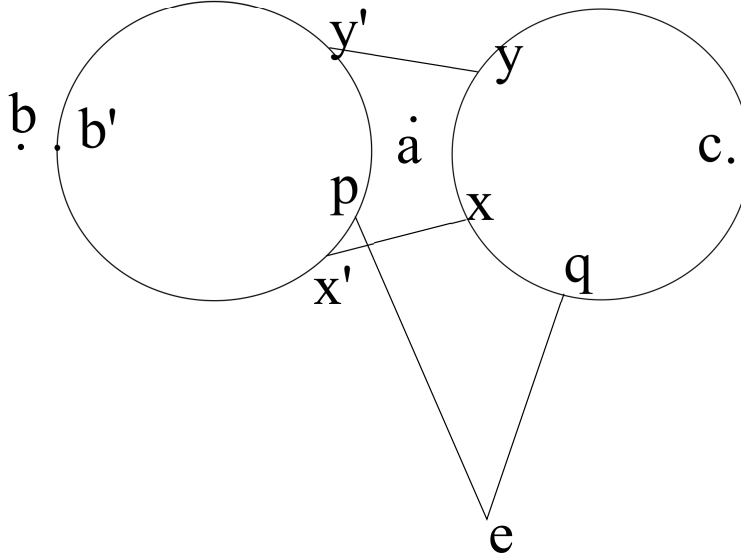


FIGURE 5. Case 1:  $p$  is ‘close’ to  $S_2$ .

*Case 2.*  $d(p, S_2) > 200m$ . We distinguish two further cases:

*Case 2a.* There is some  $x' \in [e, p]$  such that  $d(x', S_2) \leq 200m$ . Without loss of generality we assume that  $x'$  is the last point on  $[e, p]$  satisfying this property, so in particular  $d(x', S_2) = 200m$ . Let  $x \in S_2$  such that  $d(x, x') = 200m$ . We pick now a parametrization  $w : I \rightarrow S_1$  where  $w(0) = b'$  and  $a_1$  is reached before  $p$ . Let  $t_1$  be minimal such that

$$d(w(t_1), S_2) = 200m,$$

we set as before  $y' = w(t_1)$ ,  $y \in S_2$  such that  $d(y, y') = 200m$ . It follows by lemma 2.5 that  $d(x, y) \geq 100m$ .

We claim that  $x, y$  violate condition  $\sharp$ . Indeed we have the following 3 arcs joining  $x, y$ : there are two disjoint arcs on  $S_2$  and if  $\beta'$  is the arc on  $S_1$  joining  $p, y'$  passing through  $b'$  we have also the arc

$$\beta = [x, x'] \cup [x', p] \cup \beta' \cup [y, y'].$$

As is case 1 we see that a ball of radius  $m$  can not intersect 2 of these arcs leading to a contradiction in this case.

*Case 2b.*  $d([e, p], S_2) > 200m$ . We define  $y, y'$  as in case 2a. We claim that  $q, y$  violate condition  $\sharp$ . Indeed by lemma 2.5 that  $d(q, y) \geq 100m$ . We have the following 3 arcs joining  $p, y$ : there are two disjoint arcs on  $S_2$  and if  $\beta'$  is the arc on  $S_1$  joining  $p, y'$  passing through  $b'$  we have also the arc

$$\beta = [e, q] \cup [e, p] \cup \beta' \cup [y, y'].$$

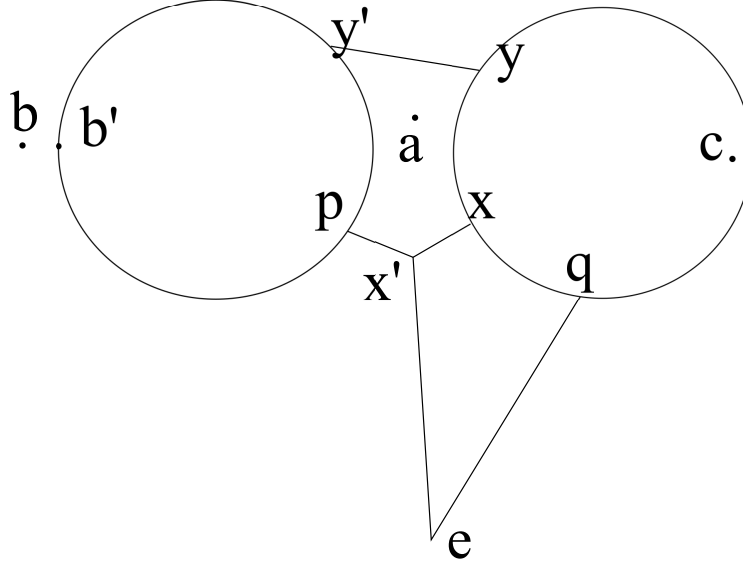


FIGURE 6. Case 2a: Some point on  $[e, p]$  is ‘close’ to  $S_2$ .

As in case 1 we see that a ball of radius  $m$  can not intersect 2 of these arcs leading to a contradiction in this final case too.  $\square$

## 2.2. Proof of Theorem 2.1.

We start the proof of Theorem 2.1.

*Proof.* We construct first inductively a cactus  $C$  which we will show is quasi-isometric to  $X$ . Let  $e$  be a vertex of  $X$  (that we think as basepoint). At step  $k$  we will define a cactus  $C_k$  and a 1-Lipschitz map  $h_k : C_k \rightarrow X$ .

To facilitate our construction we define also at each stage some subgraphs of  $X$ , so at step  $k$  we define the subgraphs  $Y_i^k$ ,  $i \in I_k$ . Each  $Y_i^k$  is associated to a node of  $C_k$ . We say that the  $Y_i^k$  are the graphs of level  $k$  of the construction.

*Step 0.*  $C_0$  is the point  $e$ , which we call the node of level 0. Also,  $e$  is the graph of level 0 (in  $X$ ). Define  $h_0(e) = e$ .

*Step 1.* We consider the connected components of  $X \setminus N_M(e)$ . Let  $Y$  be such a component and let

$$\partial Y = Y \cap \overline{N_M(e)}.$$

We have 2 cases:

*Case 1.*  $\text{diam}(\partial Y) < M/10$ . Then we pick some  $y \in \partial Y$ .



*Case 2.* There are  $a, b \in \partial Y$  with  $\text{diam}(\partial Y) = d(a, b) \geq M/10$  and applying lemma 2.8 there is a geodesic circle  $S$  containing  $a, b$  in its  $100m$  neighborhood. In this case we have the following:

**Lemma 2.10.**  $\text{diam } S \cap Y \geq M/20$ . If  $Y'$  is any other component of  $X \setminus N_M(e)$  then  $\text{diam } S \cap Y' \leq 100m$ .

*Proof.* Let  $a_1, b_1 \in S$  be points in  $S$  such that

$$d(a, a_1) = d(a, S), \quad d(b, b_1) = d(b, S).$$

Let  $p \in S$  such that  $d(e, p) = d(e, S) = R$ . By lemma 2.5

$$M + 100m \geq d(e, a_1) \geq R + \text{length}(\overline{pa_1}) - 100m.$$

and a similar inequality holds for  $b_1$ . Since

$$\text{length}(\overline{a_1 b_1}) \geq \frac{M}{10} - 200m$$

there is some point  $x \in \overline{a_1 b_1}$  such that

$$d(x, e) \geq M + \frac{M}{30}$$

which shows that there is a subarc  $\overline{a_2 b_2}$  of  $S$  of diameter  $> M/20$  contained in a connected component  $Y_1$  of  $X \setminus N_M(e)$ . We may assume that  $\overline{a_2 b_2}$  is maximal with this property.

We claim that  $Y_1 = Y$ , which implies that  $\text{diam } S \cap Y \geq M/20$ . Assume that  $Y_1 \neq Y$ . Let  $\gamma_1$  be a path joining  $a, b$  in  $Y$ . See Figure 7. Let

$$\gamma = [a_1, a] \cup \gamma_1 \cup [b, b_1].$$

We parametrize  $\gamma$  from  $a_1$  to  $b_1$  (so  $\gamma(0) = a_1$ ). We note that if  $d(\gamma(t), S) \leq 100m$  then either  $d(\gamma(t), a_1) \leq 500m$  or  $d(\gamma(t), b_1) \leq 500m$ . To see it, suppose not, and let  $s \in S$  be with  $d(\gamma(t), s) = d(\gamma(t), S)$ . Then  $d(s, a_1) > 400m$  and  $d(s, b_1) > 400m$ . By Lemma 2.5, either,  $d(s, e) \leq M - 200m$  (ie,  $s$  gets closer to  $e$  compared to  $a_1, b_1$ ), or  $d(s, e) \geq M + 200m$  (ie,  $s$  gets farther from  $e$  compared to  $a_1, b_1$ ). In the first case, we have  $d(\gamma(t), e) \leq M - 100m$ , so that  $\gamma(t) \in N_M(e)$ , impossible. In the second case, we have  $s \in Y_1$ , so that  $Y$  and  $Y_1$  are connected by  $[\gamma(t), s]$  outside of  $N_M(e)$ , impossible since  $Y \neq Y_1$ .

Let  $t_1$  be maximal and  $t_2$  minimal such that

$$d(\gamma(t_1), a_1) = 600m, d(\gamma(t_2), b_1) = 600m.$$

Since  $d(a_1, b_1) \geq M/20$ , such  $t_1, t_2$  exist and  $t_1 < t_2$ . Then we have  $d(\{a_1, b_1\}, \gamma([t_1, t_2])) \geq 600m$ , so that

$$d(S, \gamma([t_1, t_2])) \geq 100m$$

as we said.

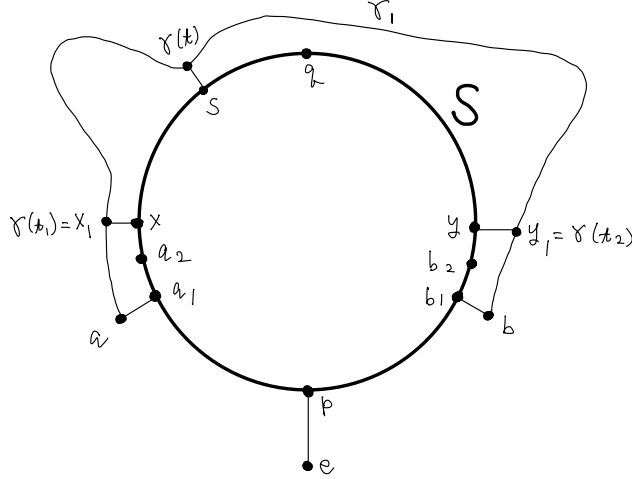


FIGURE 7.  $d(a, a_1) \leq 100m$ ,  $d(x_1, a_1) = 600m$ ,  $d(x_1, x) \leq 600m$ , so  $d(x, a) \leq 1300m$ . Similar for  $b, b_1, y, y_1$ .

Let

$$x_1 = \gamma(t_1), \quad y_1 = \gamma(t_2)$$

and let  $x, y \in S$  with

$$d(x, x_1) = d(S, x_1), d(y, y_1) = d(S, y_1),$$

which are at most  $600m$ . Then, by the triangle inequality,  $d(x, y) \geq d(a, b) - 2600m \geq M/20$ .

We claim that  $x, y$  violate  $\sharp$ . Indeed, to see this, it suffices to consider the two arcs joining them in  $S$  and the arc

$$[x, x_1] \cup \gamma([t_1, t_2]) \cup [y_1, y]$$

since  $d(S, \gamma([t_1, t_2])) \geq 100m$ . It follows that  $Y_1 = Y$ .

Lastly, let's say that  $S$  intersects also another connected component  $Y'$  of  $X \setminus N_M(e)$ . Let  $\overline{a_3 b_3}$  be a maximal subarc of  $S$  that intersects  $Y'$ .  $q$  necessarily lies in  $\overline{a_2 b_2}$ . Hence  $\overline{a_3 b_3}$  is contained in either  $\overline{p a_2}$  or in  $\overline{p b_2}$  since  $d(e, p) \leq M - M/30$ . Let's say that  $\overline{a_3 b_3}$  is contained in  $\overline{p a_2}$  and  $b_3$  is closer to  $a_2$ . If  $\text{length}(\overline{a_3 b_3}) > 100m$  since

$$M = d(e, a_3) \leq R + \text{length}(\overline{p a_3})$$

we have that

$M = d(e, a_2) \geq R + \text{length}(\overline{pa_2}) - 100m \geq R + \text{length}(\overline{pa_3}) + \text{length}(\overline{a_3b_3}) - 100m > M$   
 which is a contradiction.  $\square$

*Remarks 2.11.* Let  $q \in S$  be the antipodal point from  $p$ .  $S$  is divided into two arcs,  $A, B$ , by  $p$  and  $q$ . Then  $d(e, q) \geq M + M/30$ . This is by Lemma 2.5. Now, let  $Y'$  be the component of  $X \setminus N_M(e)$  that contains  $q$ , and let  $a_2 \in A, b_2 \in B$  such that  $\overline{a_2q} \cup \overline{qb_2}$  is the component of  $Y' \cap S$  that contains  $q$ . Note that  $d(e, a_2) = d(e, b_2) = M$ . Note that by Lemma 2.10,  $Y = Y'$ .

Also, note that  $d(e, p) \leq M - M/30$ , so let  $a_0 \in A, b_0 \in B$  such that  $\overline{a_0p} \cup \overline{pb_0}$  is the component of  $S \cap N_M(e)$  that contains  $p$ . Note that  $d(e, a_0) = d(e, b_0) = M$ , so that the length of  $\overline{a_0p} \cup \overline{pb_0}$  is  $\leq 2M + 200m$  by Lemma 2.5. See Figure 8.

Now notice that  $d(a_0, a_2), d(b_0, b_2) \leq 100m$  by Lemma 2.5.

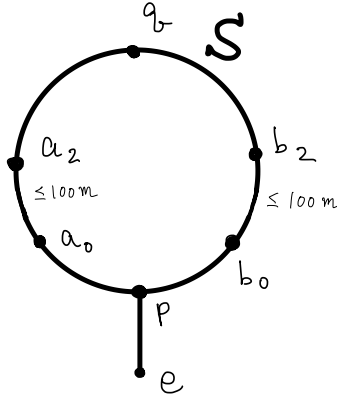


FIGURE 8.  $\overline{a_2q} \cup \overline{qb_2}$  is a (longest) component of  $S \cap Y$ ,  
 and  $\overline{a_0p} \cup \overline{pb_0}$  is a (longest) component of  $S \cap N_M(e)$ .  
 Then  $d(a_2, a_0), d(b_2, b_0) \leq 100m$ .

We go back to the construction. In the first case we join  $e$  to  $y$  by a segment of length  $M$  while in the second case we join  $e$  to a closest point of  $e$  to  $S$  by a segment of length equal to this distance. Note that in fact  $e$  could lie on  $S$ , in this case the segment has 0 length (so we add nothing). We do this for all connected components and we obtain a cactus  $C_1$ . There is an obvious 1-Lipschitz map  $h_1 : C_1 \rightarrow X$ , we map  $S, y$  as above by the identity map and the joining arcs to corresponding geodesic segments. We say that  $y, S$  are *nodes* of level 1 of the cactus.

We index the connected components of  $X \setminus N_M(e)$  by a set  $I_1$ , so at step 1 we define the graphs  $Y_i^1$  where  $Y_i^1$  is a connected component of  $X \setminus N_M(e)$ . Using this notation, by the previous discussion, if

$$\text{diam}(\partial Y_i^1) < M/10$$

then there is a node of the cactus  $C_0$  that is a point which we denote by  $y_i^1$  that lies in  $\partial Y_i^1$ , while if

$$\text{diam}(\partial Y_i^1) \geq M/10$$

then by lemma 2.10 there is a unique node of  $C_1$  which is a geodesic circle and which we denote by  $S_i^1$  such that

$$\text{diam}(S_i^1 \cap Y_i^1) \geq M/20.$$

We note that there are two metrics on the subgraphs  $Y_i^1$ : the path metric of the subgraph and the induced metric from  $X$ . Even though it is not very important for the argument we need to fix a metric to use, and we will be always using the *induced metric* for subgraphs of  $X$ , unless we specify otherwise.

*Step  $k + 1$ .* We consider the connected graphs  $Y_i^k$  of level  $k$  defined at step  $k$ . There are two cases in the level  $k$ , namely the node is a point or a circle, then each case will have two cases in the level  $k + 1$ , ie, the node is a point or a circle.

First, if

$$\text{diam}(\partial Y_i^k) < M/10$$

then there is a node of level  $k$ ,  $z = y_i^k$  of  $C_k$  that is a point on  $\partial Y_i^k$ .

We consider the connected components of  $Y_i^k \setminus N_M(z)$ . Let  $Y$  be such a component and let

$$\partial Y = Y \cap \overline{N_M(z)}.$$

We define  $Y$  to be a graph of level  $k + 1$  of our construction.

We note that in fact  $Y$  is a connected component of  $X \setminus \overline{N_M(z)}$  as well since  $\text{diam}(\partial Y_i^k) < M/10$ , so that  $\partial Y_i^k$  is contained in  $N_M(z)$ . (This is because the only possibility that  $Y$  becomes larger as a connected component in  $X \setminus \overline{N_M(z)}$  is that  $Y$  is connected to something else at  $\partial Y_i^k$ . But this does not happen since  $\partial Y_i^k$  is contained in  $N_M(z)$ .)

If  $\text{diam}(\partial Y) < M/10$  then we pick some  $y \in \partial Y$ . Otherwise there are  $a, b \in \partial Y$  with  $\text{diam}(\partial Y) = d(a, b) \geq M/10$  and applying lemma 2.8 to the connected component  $Y$  (by considering the point  $z$  as a subgraph in  $X$ , then  $Y$  is a connected component of  $X \setminus \overline{N_M(z)}$  as we noted) there is a geodesic circle  $S$  containing  $a, b$  in its  $100m$  neighborhood.

In the first case, we join the node  $y$  to the node  $z$  of  $C_k$  by adding an edge of length  $M = d(z, y)$  between  $y$  and  $z$ . In the case of  $S$  we pick

$s \in S$  such that  $d(S, z) = d(s, z)$  and we add an edge of length  $d(s, z)$  joining  $s, z$ .

We note that lemma 2.10 applies to  $Y$  and  $S$  in this case too since  $Y$  is a connected component of  $X \setminus \overline{N_M(z)}$  as we noted.

Second, if

$$\text{diam}(\partial Y_i^k) \geq M/10$$

then there is a node of level  $k$ ,  $S' = S_i^k$  of  $C_k$  that is a geodesic circle such that  $\text{diam}(S' \cap Y_i^k) \geq M/20$ .

We consider the connected components of  $Y_i^k \setminus N_M(S')$ . Let  $Y$  be such a component and let

$$\partial Y = Y \cap \overline{N_M(S')}.$$

We note that, as before,  $Y$  is a connected component of  $X \setminus \overline{N_M(S')}$  as well since  $\partial Y_i^k$  is contained in  $N_{100m+M/10}(S')$  by Lemma 2.9.

Similarly in this case we define  $Y$  to be a graph of level  $k+1$  of our construction. As before, there are two cases. If  $\text{diam}(\partial Y) < M/10$  then we pick some  $y \in \partial Y$ . Otherwise there are  $a, b \in \partial Y$  with  $\text{diam}(\partial Y) = d(a, b) \geq M/10$ , then as in the previous case, applying lemma 2.8 there is a geodesic circle  $S$  containing  $a, b$  in its  $100m$  neighborhood. Let  $a_1, b_1 \in S$  be points on  $S$  such that

$$d(a, a_1) = d(a, S), \quad d(b, b_1) = d(b, S).$$

We have  $d(a, a_1), d(b, b_1) \leq 100m$ .

**Lemma 2.12.** *Suppose the nodes of level  $k, k+1$  are circles  $S, S'$ . Let  $s \in S, s' \in S'$  be points with  $d(S, S') = d(s, s')$ . Let  $q \in S$  be the antipodal point from  $s$ . Then*

$$d(q, S') > M, \quad d(s, S') < M.$$

*Proof.* Let  $S_1, S_2$  be the two arcs of  $S$  with the endpoints  $s, q$ . To argue by contradiction, suppose the first inequality fails, ie,  $d(q, S') \leq M$ . Let  $s_1 \in S_1, s_2 \in S_2$  be points with  $d(s, s_i) = 2000m$ . Since  $d(s, q) \geq M/10$  such points exist. Then by Lemma 2.7,  $\overline{s_1 s_2} \cup \overline{s_2 s_1} \subset N_{M-200m}(S')$ . This implies that  $a_1, b_1 \in \overline{s_1 s_2}$  since  $d(a_1, S') \geq M - 100m$  and  $d(b_1, S') \geq M - 100m$ , so that  $d(a_1, b_1) \leq 4000m$ , which contradicts  $d(a_1, b_1) \geq M/10 - 200m > 4000m$ . See Figure 9.

Suppose the second inequality fails, ie,  $d(s, S') \geq M$ . Let  $s_3 \in S_1, s_4 \in S_2$  with  $d(s, s_i) = 2000m$ . Then  $\overline{s_3 s_4} \cup \overline{s_4 s_3} \subset S \setminus N_{M+200m}(S')$  as before by Lemma 2.7. So,  $a_1, b_1 \in \overline{s_3 s_4} \cup \overline{s_4 s_3}$ , hence  $d(a_1, b_1) \leq 4000m$ , impossible.  $\square$

From now on, for example, instead of writing  $\overline{s_1 s_2} \cup \overline{s_2 s_1}$  we may write  $\overline{s_1 s_2}$ , which is maybe longer than half of the circle.

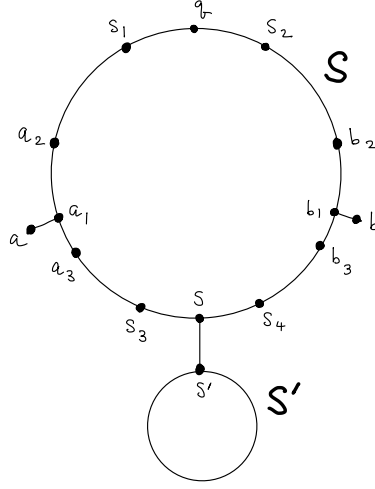


FIGURE 9. The left half of  $S$  is  $S_1$  and the right half is  $S_2$ .  $\overline{a_2qb_2} \subset S \setminus N_M(S')$  and  $\overline{a_3sb_3} \subset N_M(S')$ .

As a consequence of this lemma, similarly as in lemma 2.10, a ‘big part’ of  $S$  is contained in  $Y$ :

**Lemma 2.13.**  $\text{diam } S \cap Y \geq M/20$ . If  $Y'$  is any other component of  $X \setminus N_M(S')$  then  $\text{diam } S \cap Y' \leq 2000m$ .

We can prove this lemma in the same way as Lemma 2.10, but we give a slightly different argument by proving something similar to Remark 2.11 first.

*Proof.* We use the notation of Lemma 2.12 and its proof. Also see Figure 7.

By Lemma 2.12,  $d(q, S') > M$ , so let  $a_2 \in S_1$  be such that  $\overline{a_2q} \subset S \setminus N_M(S')$  and that  $\overline{a_2q}$  is maximal among such arcs. Similarly, let  $b_2 \in S_1$  be such that  $\overline{b_2q}$  is the maximal arc in  $S \setminus N_M(S')$ . Note that  $d(a_2, S') = d(b_2, S') = M$ .

Also, by Lemma 2.12,  $d(s, S') < M$ , let  $a_3 \in S_1$  be such that  $\overline{a_3s}$  is the maximal arc that is contained in the closure of  $N_M(S')$  and  $b_3 \in S_2$  such that  $\overline{b_3s}$  is the maximal arc that is contained in the closure of  $N_M(S')$ . Note that  $d(a_3, S') = d(b_3, S') = M$ .

Now, by Lemma 2.7,  $d(a_2, a_3) \leq 2000m$ ,  $d(b_2, b_3) \leq 2000m$ . Also,  $d(a_1, a_2) \leq 2100m$ ,  $d(b_1, b_2) \leq 2100m$ . It implies that

$$d(a_2, b_2) \geq d(a_2, a_1) + d(a_1, b_1) + d(b_1, b_2) \geq M/10 - 200m - 4200m \geq M/20.$$

Now let  $Y_1$  be the component of  $X \setminus N_M(S')$  that contains  $q$ . Then it contains  $\overline{a_2qb_2}$ . Since  $d(a_2, b_2) \geq M/20$ , we have  $\text{diam } S \cap Y \geq M/20$ .

We want to show  $Y = Y_1$ . The argument is very similar to the one we showed  $Y = Y_1$  in the proof of Lemma 2.10, so we omit it.

Lastly, if there is any other component  $Y'$  than  $Y$  that intersects  $S$ , then  $S \cap Y'$  must be contained in  $\overline{a_2a_3}$  or  $\overline{b_2b_3}$ , so that  $\text{diam } S \cap Y' \leq 2000m$ .  $\square$

We join  $y$  (or  $S$ ) to a node  $S'$  of  $C_k$  which is a shortest distance from  $y$  (or  $S$ ). So we pick  $s' \in S'$  such that  $d(y, S) = d(y, s')$  and we add an edge of length  $d(y, s')$  joining  $y, s'$ . In the case of  $S$  we pick  $s \in S, s' \in S'$  such that  $d(S, S') = d(s, s')$  and we add an edge of length  $d(s, s')$  joining  $s, s'$ . We note that possibly  $d(y, s')$  (or  $d(S, S')$ ) is equal to 0.

We do this for all connected components and we obtain a cactus  $C_{k+1}$ . There is an obvious 1-Lipschitz map  $h_{k+1} : C_{k+1} \rightarrow X$ , we map  $S, y$  as above by the identity map and the joining arcs to corresponding geodesic segments. We note that any two points in  $h_{k+1}(C_{k+1})$  can be joined by an arc of finite length in  $h_{k+1}(C_{k+1})$ .

Finally we index all the graphs of level  $k+1$  that we defined earlier by an index set  $I_{k+1}$ .

We set

$$C = \bigcup_{k \in \mathbb{Z}} C_k.$$

Clearly  $C$  is a cactus and there is a 1-Lipschitz map  $h : C \rightarrow X$ . We will show that  $h$  is in fact a quasi-isometry. We show first that any point in  $X$  is at distance less than  $M$  from  $h(C)$ .

Let  $x \in X$  and let  $[e, x]$  be a geodesic joining  $x$  to  $e$ . Let  $x_1$  be the last point (starting from  $e$ ) on this geodesic that lies in the boundary  $\partial Y$  of a graph of (some) level  $k$ . (Such  $x_1$  exists since  $X$  is a graph.) If there is no such point clearly  $d(e, x) \leq M$  so  $d(x, h(C)) \leq M$ .

Otherwise by lemma 2.9 there is some point  $z$  in  $h_k(C_k)$  at distance at most  $M/10$  from  $x_1$ . It follows that if  $d(x, z) \geq M$ , since  $N_M(h_k(C_k))$  contains  $x_1$ , there is some  $x_2$  after  $x_1$  that lies in the boundary of a graph of level  $k+1$  contradicting our definition of  $x_1$ . Therefore

$$d(x, h_{k+1}(C_{k+1})) < M.$$

In order to show that  $h$  is a quasi-isometry it remains to show that if  $x, y \in C$  then

$$d(h(x), h(y)) \geq cd_C(x, y) - c$$

for some  $c > 0$ . To do this we introduce first some terminology. We constructed  $C$  inductively in stages. In stage  $k+1$ , to define  $C_{k+1}$

we added some circles and points and we joined each one of them to a circle or point of  $C_k$ . We called these circles or points *nodes* of the cactus. We will say that the nodes added at stage  $k + 1$  are the nodes of level  $k + 1$ . We joined each node  $S$  of level  $k + 1$  to a node  $S'$  of level  $k$  by a segment  $p$ . We say that  $S \cap p$  is the *basepoint* of the node  $S$  and that  $S' \cap p$  is an *exit point* of the node  $S'$ . Of course if  $S$  is a point the basepoint of  $S$  is equal to  $S$ . We note that

$$\text{length}(p) \leq M,$$

so each node at level  $k + 1$  is at distance at most  $M$  from a node of level  $k$ . It follows that it is enough to show the inequality  $d(h(x), h(y)) \geq cd_C(x, y) - c$  for  $x, y$  lying in some nodes of  $C$ , where we denote by  $d_C$  the distance in  $C$ . We remark that each node of level  $k > 0$  is connected to a unique node of level  $k - 1$ .

We have the following easy lemma:

**Lemma 2.14.** *If  $x, y \in C$  then every geodesic segment joining  $x, y$  goes through the same finite set of nodes. Any path  $\gamma$  from  $x$  to  $y$  in  $C$  goes through this set of nodes.*

*Moreover there is a node  $S$  and points  $a, b \in S$  such that any such geodesic contains  $\overline{ab}$  (or  $S \setminus \overline{ab}$  if  $a, b$  are antipodal on  $S$ ),  $S$  is the unique minimum level node of the path and  $\overline{ab}$  is a maximal subarc of  $S$  with this property.*

If the minimal level node  $S$  is a point, then  $a = b = S$ .

*Proof.* Left to the reader.  $\square$

If  $x, y \in C$  and  $S, a, b$  are as in lemma 2.14 any geodesic  $\gamma$  joining  $x, y$  in  $C$  can be written as

$$\gamma = \gamma_1 \cup \gamma_2 \cup \gamma_3$$

where  $\gamma_1$  is a geodesic joining  $x, a$ ,  $\gamma_2$  is a geodesic in  $S$  joining  $a, b$  and  $\gamma_3$  is a geodesic joining  $y, b$ . We will show that any path  $p$  joining  $h(x), h(y)$  in  $X$  can be similarly broken in 3 paths,  $p_1, p_2, p_3$  have lengths ‘comparable’ to (or ‘longer’ than) those of  $\gamma_1, \gamma_2, \gamma_3$ .

For  $x \in C$ ,  $h(x)$  is a point in  $X$ , but we may write it as  $x$  for simplicity in the following.

**Lemma 2.15.** *If  $Y_2 \subseteq Y_1$  are graphs of levels  $k + 1, k$  respectively then*

$$d(\partial Y_1, \partial Y_2) \geq 8M/10.$$

*Proof.* Let  $S$  be the node associated to  $Y_1$ . Then, by the way  $Y_2$  was defined, each point of  $S$  is at distance  $\geq M$  from  $\partial Y_2$ . By lemma 2.9 each point of  $\partial Y_1$  is at distance  $\leq M/10 + 100m < 2M/10$  from  $S$  so

$$d(\partial Y_1, \partial Y_2) \geq 8M/10.$$



□

**Lemma 2.16.** *Let  $S$  be a node of level  $k$  that corresponds to a graph of level  $k$ ,  $Y_k$ . Then  $\text{diam}(S \setminus Y_k) \leq 3M$ .*

*Proof.* If  $S$  is a point, then by definition, it is contained in  $\partial Y_k$ , so we assume  $S$  is a circle. Let  $S'$  be the node that corresponds to the graph  $Y_{k-1}$  with  $Y_k \subset Y_{k-1}$  in the construction of  $C$ . We know that  $\text{diam } S \cap Y_k \geq M/20$  by Lemma 2.10, 2.13, depending on  $S'$  is a point or a circle.

First, suppose  $S'$  is a circle. Then Lemma 2.12 applies, and as we said in the proof of Lemma 2.13, there are points  $a_2, b_2 \in S$  such that

$$\overline{a_2 b_2} \subset S \cap Y_k.$$

But since  $d(a_2, S') = M$ , we have  $d(a_2, s) \leq M + 2000m$  by Lemma 2.7. Also,  $d(b_2, s) \leq M + 2000m$ . This implies the length of the arc  $\overline{a_2 s b_2} \leq 2M + 4000m \leq 3M$ , which implies  $\text{diam}(S \setminus Y_k) \leq 3M$ .

Second, suppose  $S'$  is a point. The argument is similar and easier (refer to Remark 2.11 instead of Lemma 2.12, and use Lemma 2.5 instead of Lemma 2.7), and we omit it. □

**Lemma 2.17.** *Let  $S_k, S_{k+1}$  be nodes of  $C$  corresponding to the graphs  $Y_k, Y_{k+1}$  of levels  $k, k+1$  respectively where  $Y_{k+1} \subseteq Y_k$ . Let  $x \in \partial Y_k$  and  $y \in \partial Y_{k+1}$ . Let  $x' \in S_k$  with  $d(x, x') \leq M/10 + 100m$  and  $y' \in S_{k+1}$  with  $d(y, y') \leq M/10 + 100m$ . Then*

$$2d(x, y) \geq d_C(x', y') \geq d(x, y)/2$$

*Proof.* There are four cases depending on the two nodes are points or circles. We only argue that case that both are circles. The other cases are similar. First, we have  $|d(x, y) - d(x', y')| \leq 2M/10 + 200m$ . By Lemma 2.15,  $d(x, y) \geq 8M/10$ . Also, by Lemma 2.7,  $|d_C(x', y') - d(x', y')| \leq 2000m \leq M$ . From those, the conclusion easily follows. □

**Lemma 2.18.** *Let  $S_k, S_{k+1}$  be nodes of  $C$  corresponding to the graphs  $Y_k, Y_{k+1}$  of levels  $k, k+1$  respectively where  $Y_{k+1} \subseteq Y_k$ . Suppose there is a node  $S'_{k+1}$  corresponding to a graph  $Z_{k+1}$  of level  $k+1$  with  $Y_{k+1} \neq Z_{k+1} \subseteq Y_k$ . Suppose  $y \in \partial Y_{k+1}, z \in \partial Z_{k+1}$  and  $x \in S_{k+1}, x' \in S'_{k+1}$  with  $d(x, y) \leq M/10 + 100m, d(x', z) \leq M/10 + 100m$  are given. Then*

$$d_C(x, x') \leq d(y, z) + 5M.$$

*Proof.* Each node  $S_k, S_{k+1}, S'_{k+1}$  is a point or a circle, but we only discuss the case that all of them are circles. The other cases are similar (and easier). Let  $a, b \in S_k$  be the point where the nodes  $S_{k+1}, S'_{k+1}$  are connected to  $S_k$  in  $C$ . Then, since  $d(y, S_k) = M$ ,

we have  $d(x, S_k) \leq M + M/10 + 100m$ . This implies  $d_C(a, x) \leq M + M/10 + 1100m \leq M + 2M/10$  by Lemma 2.7. Similarly, we have  $d_C(b, x') \leq M + 2M/10$ . Also, since  $d(y, S_k) = M$ , we have  $d(a, y) \leq d(a, x) + M/10 \leq d_C(a, x) + M/10 \leq M + 3M/10$ . Similarly,  $d(b, z) \leq M + 3M/10$ . So,

$$\begin{aligned} d_C(x, x') &\leq d_C(x, a) + d_C(a, b) + d_C(b, x') \leq d_C(a, b) + 2(M + 2M/10) \\ &= d(a, b) + 2(M + 2M/10) \leq d(a, y) + d(y, z) + d(z, b) + 2(M + 2M/10) \\ &\leq d(y, z) + 2(M + 2M/10) + 2(M + 3M/10) \leq d(y, z) + 5M \end{aligned}$$

□

We will show now that if  $x, y$  lie in some nodes of  $C$  then

$$d(x, y) \geq \frac{d_C(x, y)}{2} - 20M \quad (*).$$

Let's say that  $x, y$  lie respectively on nodes  $S_k, S_n$  of levels  $k, n$  and the shortest path in  $C$  contains an arc  $\overline{ab}$  of a (unique) node  $S_r$  of minimal level  $r$  (and  $\overline{ab}$  is maximal with this property) by Lemma 2.14. Then we have that there is a sequence of graphs  $Y_r, Y_{r+1}, \dots, Y_k$  of levels  $r, r+1, \dots, k$  with  $S_r$  corresponding to  $Y_r$  and  $x \in S_k$ . Similarly there is a sequence of graphs  $Y_r, Z_{r+1}, \dots, Z_n$  for  $y$ .

We outline now the proof of the inequality before writing out precise inequalities: For simplicity, we assume that  $x \in Y_k$  and  $y \in Z_n$ . Then any path  $p$  joining  $x, y$  in  $X$  intersects  $\partial Y_i$  for  $i = r+1, \dots, k$  by Lemma 2.14. However by lemma 2.17 the part of  $p$  from  $x$  to  $Y_r$  has length comparable to (or longer than) the geodesic joining  $x$  to  $S_r$  in  $C$ . A similar argument applies to the corresponding graphs, say  $Y_r, Z_{r+1}, \dots, Z_n$  for  $y$ . Also the intersection points of  $p$  with  $\partial Y_{r+1}, \partial Z_{r+1}$  are 'close' to  $a, b$  so the subpath of  $p$  joining them has distance comparable to  $d_C(a, b)$  by Lemma 2.18.

We give now a detailed argument.

It is possible that  $x \in Y_{k-1}$  or  $x \in Y_{k-2}$ . However in this case by lemma 2.16 there is some  $x_1 \in Y_k \cap S_k$  with  $d(x, x_1) \leq 3M$ . So we may replace  $x$  by  $x_1$  and prove (\*) with a  $20M$  replaced by  $15M$ , so we assume now that  $x \in Y_k$ . Similarly we assume that  $y \in Z_n$  at a cost of changing the constant of (\*) again, say to  $10M$ .

Let  $p$  be a geodesic path joining  $x, y$  in  $X$ . Let

$$p = p_1 \cup p_2 \cup p_3$$

where  $p_1$  joins  $x$  to  $\partial Y_{r+1}$ , and  $p_3$  joins  $y$  to  $\partial Z_{r+1}$ .

The path  $p_1$  intersects  $\partial Y_i$  for  $i = r+1, \dots, k$ . Let  $y_i \in \partial Y_i$  ( $r+1 \leq i \leq k$ ) be the first point that  $p_1$  intersects  $\partial Y_i$  when it traverse from  $\partial Y_{r+1}$  to  $x$ . For each  $y_i$ , take a point  $x_i \in S_i$ , where  $S_i$  is the node

corresponding to  $Y_i$  with  $d(y_i, x_i) \leq M/10 + 100m$  (by Lemma 2.8 and 2.9). We obtain the sequence of points  $x, x_k, x_{k-1}, \dots, x_{r+1}$ , which we can see as points on  $C$ . Join the consecutive two points by a geodesic in  $C$ , and we obtain a path,  $\beta_1$ , from  $x$  to  $x_{r+1}$  in  $C$ . See Figure 10.

First, we have

$$d_C(x, x_k) - M/10 - 100m = d(x, x_k) - M/10 - 100m \leq d(x, y_k).$$

By Lemma 2.17, for each  $i, (r+2 \leq i \leq k)$ , we have

$$d_C(x_i, x_{i-1}) \leq 2d(y_i, y_{i-1})$$

Summing them up, we have

$$\begin{aligned} d_C(x, x_{r+1}) - M/10 - 100m &\leq |\beta_1| - M/10 - 100m \\ &\leq d_C(x, x_k) - M/10 - 100m + d_C(x_k, x_{k-1}) + \dots + d_C(x_{r+2}, x_{r+1}) \\ &\leq 2(d(x, y_k) + d(y_k, y_{k-1}) + \dots + d(y_{r+2}, y_{r+1})) = 2|p_1|. \end{aligned}$$

Similarly, the path  $p_3$  intersects  $\partial Z_i$  for  $r+1 \leq i \leq n$ . Let  $z_i \in \partial Z_i$  be the first point that  $p_3$  intersects  $\partial Z_i$  when it traverses to  $y$ . For each  $z_i$ , take a point  $x'_i \in S'_i$ , where  $S'_i$  is the note corresponding to  $Z_i$  with  $d(z_i, x'_i) \leq M/10 + 100m$ . We obtain a sequence of point  $y, x'_n, x'_{n-1}, \dots, x'_{r+1}$  on  $C$ , and a path  $\beta_3$  in  $C$  from  $y$  to  $x'_{r+1}$  joining the consecutive two points on the sequence by a geodesic in  $C$ . Then as before we have

$$d_C(y, x'_{r+1}) - M/10 - 100m \leq |\beta_3| - M/10 - 100m \leq 2|p_3|.$$

Finally, by Lemma 2.18

$$d_C(x_{r+1}, x'_{r+1}) - 5M \leq d(y_{r+1}, z_{r+1}) = |p_2|.$$

Combining them, we have

$$\begin{aligned} 2d(x, y) &= 2(|p_1| + |p_2| + |p_3|) \\ &\geq d_C(x, x_{r+1}) + d_C(x_{r+1}, x'_{r+1}) + d_C(x'_{r+1}, y) - 5M - 2M/10 - 200m \\ &\geq d_C(x, y) - 6M. \end{aligned}$$

We got  $d(x, y) \geq d_C(x, y)/2 - 3M$ . The inequality (\*) is shown. The quasi-isometry constants depend only on  $M$ , so that only on  $m$ . The proof is complete.  $\square$

**Corollary 2.19.** *Let  $X$  be a geodesic metric space.  $X$  is quasi-isometric to a cactus if and only if it satisfies  $\sharp$ .*

*Moreover the quasi-isometry-constants depend only on  $m$  in  $\sharp$ .*

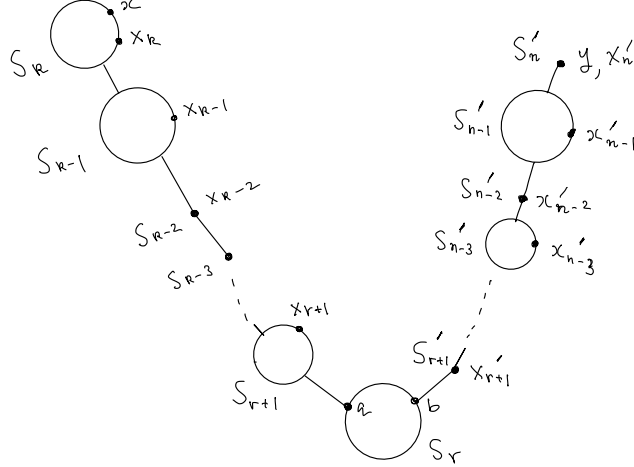


FIGURE 10. Those points are on  $C$ , but also in  $X$  by the map  $h$ . Each  $x_i$  is almost on  $\partial Y_i$  and  $x'_i$  is almost on  $\partial Z_i$

*Proof.* Every metric space is quasi-isometric, say,  $(2, 1)$ -quasi-isometric, to a graph and  $\sharp$  is clearly a condition that is invariant under quasi-isometries. Uniformity is clear.  $\square$

### 3. CHARACTERIZATION OF CACTI BY FAT THETA CURVES

We will prove Lemma 1.8, Lemma 1.9 and Proposition 1.10. As usual we only argue for the case that  $X$  is a graph. First we prove the two lemmas.

*Proof of Lemma 1.8.* If  $X$  satisfies  $(\sharp, m)$  for  $m > 0$ , then  $X$  is quasi-isometric to a cactus,  $C$ , and the quasi-isometry constants depend only on  $m$  by Corollary 1.1. We may assume the quasi-isometry is continuous, and suppose it is a  $(K, L)$ -quasi-isometry, where  $K, L$  depend only on  $m$ .

Set  $M = K + KL$ , which depends only on  $m$ . Then  $X$  contains no  $M$ -fat theta curve, since if there was an  $M$ -fat theta curve in  $X$ , then the quasi-isometry would give a 1-fat theta curve in  $C$ . But the cactus does not contain any embedded fat theta curve, a contradiction.  $\square$

It would be interesting to find an elementary proof of Lemma 1.8 without using Corollary 1.1.

*Proof of Lemma 1.9.* In the proof below we don't try to optimize the relationship between  $m, M$ , we simply pick our constants so that all inequalities we need are easy to verify.

We prove the contrapositive. Let  $m = 1000M$ . Assume that there are two points  $a, b$  at distance  $\geq 10m$  such that if  $x, y$  are at distance  $\geq 4m$  from both  $a, b$  then there is a path in

$$X \setminus (B_m(x) \cup B_m(y))$$

joining  $a, b$ .

Let  $\gamma$  be a geodesic joining  $a, b$ . We say that a path  $B$  is an  $m/10$ -bridge if  $B$  is a union of paths  $L, D, R$  such that  $L = [l_1, l_2], R = [r_1, r_2]$  are geodesic paths of length  $[m/10]$  with  $l_2, r_2 \in \gamma$  and  $d(l_2, r_2) \geq m$ ,  $D$  has endpoints  $l_1, r_1$  and every  $x \in D$  satisfies

$$d(x, \gamma) \geq [m/10].$$

Here,  $[x]$  means the floor function.

By our assumption it follows  $m/10$  bridges exist. To see it, let  $c$  be the mid point of  $\gamma$ . Denote  $\gamma_1 \subset \gamma$  be the part between  $a, c$ , and set  $\gamma_2 = \gamma \setminus \gamma_1$ . Then there is a path,  $\alpha$ , between  $a, b$  in  $X \setminus B_m(c)$  by our assumption. Let  $\alpha(t_1)$  be the last point on  $\alpha$  that is in  $N_{[m/10]}(\gamma_1)$ , and  $\alpha(t_2)$  be the first point that is in  $N_{[m/10]}(\gamma_2)$  with  $t_1 < t_2$ . Such  $t_1, t_2$  must exist. Let  $\alpha_0$  be the part of  $\alpha$  between  $\alpha(t_1), \alpha(t_2)$ . Let  $c_1 \in \gamma$  be a point with  $d(\alpha(t_1), c_1) = [m/10]$ , and  $c_2 \in \gamma$  a point with  $d(\alpha(t_2), c_2) = [m/10]$ . Then

$$[\alpha(t_1), c_1] \cup \alpha_0 \cup [\alpha(t_2), c_2]$$

is an  $m/10$  bridge.

Let

$$B = [l_1, l_2] \cup D \cup [r_1, r_2]$$

be an  $m/10$  bridge for which  $d(l_2, r_2)$  is maximal. We modify now the bridge  $B$  as follows. If  $x = D(t)$  is a point of  $D$  that is at distance  $\geq m/3$  from  $l_1, r_1$  and  $y = D(s)$  is a point such that  $d(D(s), D(t)) \leq m/100$  and  $|s - t| > m/100$  we replace  $D([s, t])$  by a geodesic path with the same end-points. Here we assume as usual that  $D$  is parametrized by arc length.

We still call  $D$  the new path we obtain after this replacement. We keep doing this operation as long as  $d(D(t), \gamma) \geq m/100$  for all  $t$ . It is clear that one can do this operation finitely many times.

There are two cases.

*Case 1.* After we do this operation finitely many times there is a  $t$  such that  $d(D(t), \gamma) < m/50$  for some  $t$ . We set then  $z_1 = D(t)$  and

we pick a closest point  $z_2 \in \gamma$  ie a point such that

$$d(z_1, z_2) = d(z_1, \gamma).$$

We claim that we have now an  $m/1000$ -fat theta curve obtained as follows: The vertices of the theta are  $z_1, z_2$ . The three arcs of the theta that are  $m/1000$  away are  $[l_1, l_2], [z_1, z_2], [r_1, r_2]$  and the endpoints of these arcs are joined by the obvious subarcs of  $D$  and  $\gamma$ , which gives two subsets that are  $m/500$ -away.

*Case 2.* After we do this operation finitely many times we finally obtain an arc  $D$  such that  $d(D(t), \gamma) \geq m/100$  for all  $t$  and if  $x = D(t)$  is a point of  $D$  that is at distance  $\geq m/3$  from  $l_1, r_1$  and  $d(D(s), D(t)) \leq m/100$  then  $D([s, t])$  is a geodesic path. We pick now  $z_1$  on  $D$  such that is at distance  $\geq m/3$  from  $l_1, r_1$  and  $z_2$  a point on  $\gamma$  between  $l_2, r_2$  and at distance  $\geq m/3$  from  $l_2, r_2$ . By our assumption there is a path  $\beta$  in

$$X \setminus (B_m(z_1) \cup B_m(z_2))$$

joining  $a, b$ .

If we write  $\gamma$  as union of successive geodesics  $\gamma = \gamma_1 \cup [l_2, r_2] \cup \gamma_3$  we will define a theta curve with vertices  $a, b$ . Two of the arcs of the theta curve are the curves:  $\gamma, \eta = \gamma_1 \cup [l_2, l_1] \cup D \cup [r_1, r_2] \cup \gamma_2$ .

Let  $p_1, p_2$  to be geodesic subpaths of length  $m/100$  centered at  $z_1, z_2$  respectively (so they are subarcs of  $\gamma, \eta$ . Let's say that  $z_1 = \eta(s_1), z_2 = \gamma(s_2)$ .

Let

$$u_1 = \max\{t : d(\beta(t), \eta([0, s_1]) \cup \gamma([0, s_2])) \leq m/1000\}$$

If  $\text{length}(\eta) = \ell_1, \text{length}(\gamma) = \ell_2$  we set

$$u_2 = \min\{t : t > u_1 \text{ and } d(\beta(t), \eta([s_1, \ell_1]) \cup \gamma([s_2, \ell_2])) \leq m/1000\}.$$

We pick shortest paths:  $\beta_1 = [\beta(u_1), b_1]$  joining  $\beta(u_1)$  to  $\eta([0, s_1]) \cup \gamma([0, s_2])$  and  $\beta_2 = [\beta(u_2), b_2]$  joining  $\beta(u_2)$  to  $\eta([s_1, \ell_1]) \cup \gamma([s_2, \ell_2])$ . We finally pick arcs:  $\beta_3 \subseteq \eta([0, s_1]) \cup \gamma([0, s_2])$  joining  $a$  to  $b_1$  and  $\beta_4 \subseteq \eta([s_1, \ell_1]) \cup \gamma([s_2, \ell_2])$  joining  $b_2$  to  $b$ . Now the third arc of our theta curve is the arc

$$\beta' = \beta_3 \cup \beta_1 \cup \beta([u_1, u_2]) \cup \beta_2 \cup \beta_4$$

and we define the subarc  $p_3$  to be

$$p_3 = \beta([u_1, u_2]).$$

We note that the distance between  $\eta([0, s_1 - m/100]) \cup \gamma([0, s_2 - m/100])$  and  $\eta([s_1 + m/100, \ell_1]) \cup \gamma([s_2 + m/100, \ell_2])$  at least  $m/100$ .

It follows from this and our definition of  $p_3$  that the arcs  $p_1, p_2, p_3$  satisfy the conditions of the definition of an  $M = m/1000$  fat theta

curve. □

The proposition immediately follows.

*Proof of Proposition 1.10.* We combine Lemma 1.8 and Lemma 1.9. □

We conclude with a lemma that confirms the speculation from [5] we mentioned in the introduction.

**Lemma 3.1.** *Let  $P$  be a plane with a geodesic metric with a base point  $e$ , and let  $A = A(r, r+m)$  be the set of points  $x$  with  $r \leq d(e, x) < r+m$ .*

*Then each connected component of  $A = A(r, r+m)$  with the path metric satisfies  $(\sharp, m)$ . Therefore, it is uniformly quasi-isometric to a cactus with the quasi-isometric constants depending only on  $m$ .*

*Proof.* In [5, Lemma 4.1] we proved that a connected component of  $(A, d_A)$  does not contain any  $m$ -fat theta curves. Then by Lemma 1.9 it satisfies  $(\sharp, M)$  for  $M = 1000m$  (see the proof of the lemma too). Then by Corollary 1.1 it is uniformly quasi-isometric to a cactus and the quasi-isometry constants depend only on  $m$ . □

## REFERENCES

- [1] Bestvina M, Bromberg K, Fujiwara K. *Constructing group actions on quasi-trees and applications to mapping class groups*. Publications mathématiques de l’IHÉS. 2015 Nov 1;122(1):1-64.
- [2] Bonamy, M., Bousquet, N., Esperet, L., Groenland, C., Liu, C.H., Pirot, F. and Scott, A., 2020. *Asymptotic dimension of minor-closed families and Assouad-Nagata dimension of surfaces*. arXiv preprint arXiv:2012.02435, to appear in Jour. E.M.S.
- [3] E.A. Dinitz, A.V. Karzanov, M.V. Lomonosov, *On the Structure of a Family of Minimal Weighted Cuts in a Graph*, Studies in Discrete Optimization [Russian], p.290-306, Nauka, Moscow (1976)
- [4] Evangelidou A, Papasoglu P. *A cactus theorem for end cuts*. International Journal of Algebra and Computation. 2014 Feb 14;24(01):95-112.
- [5] Koji Fujiwara, Panos Papasoglu. *Asymptotic dimension of planes and planar graphs*. Trans. Amer. Math. Soc. 374 (2021), 8887-8901.
- [6] Agelos Georgakopoulos, Panos Papasoglu. *Graph minors and metric spaces*. arXiv:2305.07456
- [7] F. Kammer, H. Täubig, *Connectivity in Network Analysis*, ed. U. Brandes, T. Erlebach Springer (2005), p.143-176.
- [8] Alice Kerr. *Tree approximation in quasi-trees*. arXiv:2012.10741
- [9] Jørgensen M, Lang U. *Geodesic spaces of low Nagata dimension*. Ann. Fenn. Math. 47 (2022), no. 1, 83–88.
- [10] Manning JF. *Geometry of pseudocharacters*, Geometry & Topology (2005) Jun 14;9(2):1147-85.
- [11] D. Naor, D. Gusfield, C. Martel, *A Fast Algorithm for Optimally Increasing the Edge Connectivity*, Proceedings of the 31th Annual IEEE Symposium on Foundations of Computer Science, St Louis (1990), p. 698-707.

- [12] D. Naor, V.V. Vazirani, *Representing and Enumerating Edge Connectivity Cuts in  $\mathcal{RNC}$* , Proc. 2nd WADS, Lecture Notes in Comp. Sc., vol. 519, p. 273-285, Springer Verlag (1991)
- [13] Wilkes G. *On the structure of vertex cuts separating the ends of a graph*. Pacific Journal of Mathematics. 2015 Oct 6;278(2):479-510.

*Email address:* `kfujiwara@math.kyoto-u.ac.jp`

DEPARTMENT OF MATHEMATICS, KYOTO UNIVERSITY, KYOTO, 606-8502,  
JAPAN

*Email address:* `papazoglou@maths.ox.ac.uk`

MATHEMATICAL INSTITUTE, UNIVERSITY OF OXFORD, 24-29 ST GILES', OXFORD, OX1 3LB, U.K.