

CONDITIONAL MEAN EMBEDDINGS AND OPTIMAL FEATURE SELECTION VIA POSITIVE DEFINITE KERNELS

PALLE E.T. JORGENSEN, MYUNG-SIN SONG, AND JAMES TIAN

ABSTRACT. Motivated by applications, we consider here new operator theoretic approaches to Conditional mean embeddings (CME). Our present results combine a spectral analysis-based optimization scheme with the use of kernels, stochastic processes, and constructive learning algorithms. For initially given non-linear data, we consider optimization-based feature selections. This entails the use of convex sets of positive definite (p.d.) kernels in a construction of optimal feature selection via regression algorithms from learning models. Thus, with initial inputs of training data (for a suitable learning algorithm,) each choice of p.d. kernel K in turn yields a variety of Hilbert spaces and realizations of features. A novel idea here is that we shall allow an optimization over selected sets of kernels K from a convex set C of positive definite kernels K . Hence our “optimal” choices of feature representations will depend on a secondary optimization over p.d. kernels K within a specified convex set C .

CONTENTS

1. Introduction	1
2. Overview	2
3. Optimal feature selections	5
4. Optimization in an ambient Hilbert space	8
5. Applications to CME	12
6. A new convex set of p.d. kernels	14
References	17

1. INTRODUCTION

Recently the mathematical tools for what is often called *Conditional mean embeddings* (CME) have played a role in multiple and new applications [KSS20, LZW21, GLB⁺12, PM21, RCOR20, LSTSS16, LZWK21]. One reason for this is that they (the CMEs) stand at the crossroads of stochastic processes and constructive learning algorithms. Our present focus will be a new use of CMEs in an analysis of optimization-based selections of positive definite (p.d.) kernels (and their associated reproducing kernel Hilbert spaces RKHS), and their use in a construction of optimal feature selection via regression algorithms for particular learning models;

2000 *Mathematics Subject Classification.* Primary: 47N10, 47A52, 47B32. Secondary: 42A82, 42C15, 62H12, 62J07, 65J20, 68T07, 90C20.

Key words and phrases. Positive-definite kernels, reproducing kernel Hilbert space, stochastic processes, frames, machine learning, embedding problems, optimization.

see [MGP21, ZL21, LRI21]. Our present use of *positive definite kernels* K , defined on $X \times X$, serves two purposes: First, every positive definite kernel K is a covariance kernel for a centered Gaussian process indexed by X , so in particular there are associated *probability spaces* realized in a generalized path space, with sigma-algebra, and probability measures \mathbb{P} . Secondly, every choice of a p.d. kernel K yields factorizations via Hilbert space, and so each choice of K opens up a variety choices of Hilbert spaces allowing in turn realization of features as they are reflected in initial inputs of training data (for a suitable learning algorithm.) In earlier approaches to such generalized regression analyses, the p.d. kernel K for the model is given at the outset. By contrast, a novel idea in our present approach to selection of features is that we shall allow an optimization over suitably selected sets of kernels K in a convex set C of positive definite kernels K . Hence our “optimal” choices of feature representations will depend on a secondary optimization over kernels K within a specified convex set C . Below, we begin with a summary of the mathematical notions which will enter our analysis, starting with the tools we need from Conditional mean embeddings (CME).

Our present approach to feature selection is motivated in part by machine learning and data mining. Such uses are typically dictated by “big data,” and the need for dimension reduction. This refers to the process of transforming the data from the high-dimensional space into a space of fewer dimensions, such as to avoid loss of “essential” information [NSW11, SZ09, SY06]. The linear case of data transformation encompasses principal component analysis (PCA), while by contrast, the nonlinear theories make use of kernel theory, our present focus. In our approach we aim for adaptive selections of nonlinear mappings serving to maximize the variance in the data, hence the design of optimal kernels for the task at hand. Such approaches are especially useful for dealing with clustering, and with the need for selection of partitions of the total data-set into some natural connected components. For kernel learning, we refer to [LS21, CnBCFR21, XWCT21, ZC21].

2. OVERVIEW

In the discussion below, we shall make use of some facts from the analysis and geometry which arise naturally from the use of positive definite kernels K , selection of features via factorization, and the use of reproducing kernel Hilbert spaces \mathcal{H}_K for regression and optimization. While this list of topics is well covered in the literature, the references [JT22, JT21a, JT20, JT19b, JT19a] are especially relevant for what we need.

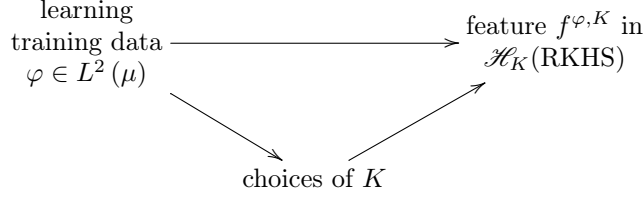
In summary, the purpose of our paper is illustrated with the following framework. Problem: Selection of optimal positive definite (p.d.) kernels K for use in feature analysis, adapted to large training data:

$$\varphi \rightsquigarrow K \rightsquigarrow f \quad \left. \begin{array}{l} \varphi \text{ training data} \\ f \text{ feature selection} \end{array} \right\} \text{ depends on choices of p.d. } K.$$

Question 2.1.

- (i) What is the best f in $\varphi \rightsquigarrow (\mu, K) \rightsquigarrow f$? Here, μ is a fixed measure on X and $K : X \times X \rightarrow \mathbb{C}$ is p.d.
- (ii) What is the best K when φ and μ are fixed? How to adjust K to optimize f ?

The following diagram shows a workflow for learning training data via choices of p.d. kernels, which returns an optimal feature.



The “best” kernel K is the one that picks out the best features for a given pair (φ, μ) :

Lemma 2.2. *We have*

$$f^{\varphi,K} = \operatorname{argmin} \left\{ \|\varphi - T_\mu f\|_{L^2(\mu)}^2 + \alpha \|f\|_{\mathcal{H}_K}^2 : f \in \mathcal{H}_K \right\} \quad (2.1)$$

$$= T_\mu^* (\alpha I + T_\mu T_\mu^*)^{-1} \varphi. \quad (2.2)$$

Proof. This is a well-known result. See, e.g., [MPWZ16, LMY16, GLB+12, JST21], and Section 4. \square

The solution in (2.1)–(2.2) depends directly on K , and picking “best” features will mean $\|f^{\varphi,K}\|_{\mathcal{H}_K}^2$ at a maximum.

One may fix φ , and optimize on choices of (K, μ) , that is,

$$\max_{K, \mu} \|f^{\varphi,K}\|_{\mathcal{H}_K}^2. \quad (2.3)$$

Alternatively, fix μ , and optimize on a convex set of kernels $K \in \mathcal{K}(\mu)$, see definition below.

Definition 2.3. Given a set X with measure μ , a pair (K, μ) is said to be *admissible* if

$$\mathcal{H}_K \ni K(\cdot, y) \xrightarrow{T_{\mu,K}} K(\cdot, y) \in L^2(\mu), \quad (2.4)$$

extended by linearity, is well defined and closable.

Definition 2.4. Fix μ , let

$$\mathcal{K}(\mu) = \{K : (K, \mu) \text{ is admissible}\} \quad (2.5)$$

$$\mathcal{K}_b(\mu) = \{K : (K, \mu) \text{ is admissible and } T_{K,\mu} \text{ is bounded}\}. \quad (2.6)$$

Further, for a fixed K , let

$$\mathfrak{M}(K) = \{\mu : (K, \mu) \text{ is admissible}\}. \quad (2.7)$$

Lemma 2.5. *Suppose (K, μ) is admissible. Then the adjoint operator $T_{\mu,K}^* : L^2(\mu) \rightarrow \mathcal{H}_K$ is as follows:*

$$(T_{\mu,K}^* f)(\cdot) = \int K(\cdot, y) f(y) \mu(dy). \quad (2.8)$$

Proof. To verify (2.8), we must show that

$$\langle K(\cdot, x), T_{\mu,K}^* f \rangle_{\mathcal{H}_K} = \langle T_{\mu,K} K(\cdot, x), f \rangle_{L^2(\mu)} = \langle K(\cdot, x), f \rangle_{L^2(\mu)} \quad (2.9)$$

But

$$\text{LHS}_{(2.9)} = \int K(x, y) f(y) \mu(dy) = \text{RHS}_{(2.9)},$$

by the definition of $T_{\mu,K}^*$ and the reproducing property of \mathcal{H}_K . \square

To see that $T_{\mu,K}^*$ is well defined, we shall need the following technical lemma.

Lemma 2.6. *If μ is fixed, then $K \in \mathcal{K}(\mu)$ if and only if*

$$F_\varphi := \int K(\cdot, y) \varphi(y) \mu(dy) \in \mathcal{H}_K, \quad \forall \varphi \in L^2(\mu). \quad (2.10)$$

Further, (2.10) is equivalent to the following: $\forall N \in \mathbb{N}, \forall (\alpha_i)_{i=1}^N \subset \mathbb{C}, \forall (x_i)_{i=1}^N \subset X, \exists C_\varphi < \infty$ with

$$\left| \sum \alpha_i \int K(x_i, y) \varphi(y) \mu(dy) \right|^2 \leq C_\varphi \sum_i \sum_j \overline{\alpha_i} \alpha_j K(x_i, x_j). \quad (2.11)$$

Proof. Assume $F_\varphi \in \mathcal{H}_K$, for all $\varphi \in L^2(\mu)$. Then

$$\begin{aligned} \text{LHS}_{(2.11)} &= \left| \left\langle \sum \alpha_i K_{x_i}, F_\varphi \right\rangle \right|^2 \\ &\leq \|F_\varphi\|_{\mathcal{H}_K}^2 \left\| \sum \alpha_i K_{x_i} \right\|_{\mathcal{H}_K}^2 = \text{RHS}_{(2.11)} \end{aligned}$$

with $C_\varphi = \|F_\varphi\|_{\mathcal{H}_K}^2$.

Conversely, if (2.11) holds, then

$$\sum \alpha_k K_{x_k} \mapsto \sum \overline{\alpha_i} \int K(y, x_i) \overline{\varphi(y)} \mu(dy)$$

extends to a unique bounded linear functional l_φ on \mathcal{H}_K , and so by Riesz,

$$l_\varphi(f) = \langle \xi, f \rangle_{\mathcal{H}_K}, \quad \forall f \in \mathcal{H}_K.$$

for some $\xi \in \mathcal{H}_K$. Setting $f = K_x$, then

$$\overline{\xi(x)} = l_\varphi(K_x) = \int K(y, x) \overline{\varphi(y)} \mu(dy) = \overline{F_\varphi(x)}, \quad \forall x \in X.$$

That is, $F_\varphi = \xi \in \mathcal{H}_K$. \square

Lemma 2.7. *If $K(\cdot, \cdot)$ is an integral operator acting on $L^2(X, \mathcal{B}_X, \mu)$, where μ is σ -finite, then it is positive definite if and only if*

$$\int_X \int_X \overline{\varphi(x)} K(x, y) \varphi(y) \geq 0, \quad \forall \varphi \in L^2(\mu). \quad (2.12)$$

Remark 2.8. It is easy to check (2.12) for $\varphi = \sum_i \alpha_i \chi_{B_i}$, $\{x_i\}_{i=1}^N \subset X$, $\{B_i\}_{i=1}^N \subset \mathcal{B}_X$. Then (2.12) is equivalent to

$$\sum \sum \overline{\alpha_i} \alpha_j \mu(B_i) \mu(B_j) K(x_i, x_j) \geq 0.$$

Lemma 2.9. *If $\{f_i\}$ is an ONB (or a frame) in \mathcal{H}_K , then*

$$K(x, y) = \sum_i f_i(x) \overline{f_i(y)}, \quad \forall (x, y) \in X \times X;$$

and

$$\begin{aligned} (T_{\mu,K} T_{\mu,K}^* \varphi)(x) &= \sum_i \left(\int \overline{f_i(y)} \varphi(y) \mu(dy) \right) f_i(x) \\ &= \sum_i \langle \varphi, f_i \rangle_{L^2(\mu)} f_i(x). \end{aligned}$$

Moreover,

$$\begin{aligned} f^{\mu,K} &:= \operatorname{argmin} \left\{ \|\varphi - T_{\mu,K} f\|_{L^2(\mu)}^2 + \alpha \|f\|_{\mathcal{H}_K}^2 \right\} \\ &= \sum \langle f_i, f^{\mu,K} \rangle_{\mathcal{H}_K} f_i. \end{aligned}$$

Given all admissible pairs (K, μ) , let $T_{\mu,K}$ and $T_{\mu,K}^*$ be as above. There are two selfadjoint operators (possibly unbounded):

$$L^2(\mu) \xrightarrow{T_{\mu,K} T_{\mu,K}^*} L^2(\mu) \quad (2.13)$$

$$\mathcal{H}_K \xrightarrow{T_{\mu,K}^* T_{\mu,K}} \mathcal{H}_K \quad (2.14)$$

In particular,

$$\operatorname{spec}(T_{\mu,K} T_{\mu,K}^*) \cup \{0\} = \operatorname{spec}(T_{\mu,K}^* T_{\mu,K}) \cup \{0\}, \quad (2.15)$$

which holds in general.

Lemma 2.10. *Let $\mu = \delta_{x_0}$, then*

$$\begin{aligned} (T_{\delta_{x_0}} T_{\delta_{x_0}}^* f)(\cdot) &= K(\cdot, x_0) f(x_0), \\ (T_{\delta_{x_0}}^* T_{\delta_{x_0}} K(\cdot, x))(z) &= \overline{K(x_0, z)} K(x_0, x), \quad \forall (x, z) \in X \times X. \end{aligned}$$

Proof. One checks that

$$(T_{\delta_{x_0}}^* f)(\cdot) = \int K(\cdot, y) f(y) \mu(dy) = K(\cdot, x_0) f(x_0),$$

and so

$$T_{\delta_{x_0}}^* T_{\delta_{x_0}} K(\cdot, x) = K(\cdot, x_0) K(x_0, x). \quad \square$$

3. OPTIMAL FEATURE SELECTIONS

In the remaining of the paper, we formulate three versions of the general optimization problem as presented in outline in Section 2, i.e., the problem optimization over suitable choices of convex sets of kernels K . In brief outline, the three variants are as follows: (i) In Section 3, the optimization entails just the \mathcal{H}_K -norm² applied to the optimal $f^{\varphi,K}$ from Lemma 2.2. (ii) In Section 4, a different measure of “optimal” is used, with solution formula as in Corollary 4.2. Finally, (iii) in Section 5, our optimization is obtained, and it makes use of the CME approach.

Hence Section 3 presents some cases of non-existence of optimizers. This in turn serves to motivate our affirmative optimization results in Sections 4 & 5, especially Theorem 4.4, Corollary 4.5, and Theorem 5.7.

Our assumptions below remain as mentioned above. In particular, a fixed function φ is specified (representing “training data.”). Also given is a positive sigma-finite measure μ . We assume $\varphi \in L^2(\mu)$. Our analysis of feature selection is based on both regression starting with a p.d. kernel K , as well as a variation for choices of p.d. kernels K . Each K yields a selection of admissible features. But a “good” choice of K yields corresponding optimal feature functions $f^{\varphi,K}$, thus representing more distinct features, reflected in feature functions $f^{\varphi,K}$ with large \mathcal{H}_K -norm², i.e., large variance. Optimal choices of K typically represent more successful discrimination by features resulting from input of a particular training data,

the function φ . More precisely, the \mathcal{H}_K -norm² refers to the features entailed by a choice of K . By contrast, the training data represented by φ is fixed.

Lemma 3.1. *With μ, K fixed, $K \in \mathcal{K}(\mu)$. Let $f^{\varphi, K}$ be as specified in (2.2). Then*

$$\|f^{\varphi, K}\|_{\mathcal{H}_K}^2 = \left\langle \varphi, T_{\mu, K} T_{\mu, K}^* (\alpha + T_{\mu, K} T_{\mu, K}^*)^{-2} \varphi \right\rangle_{L^2(\mu)} \quad (3.1)$$

$$= \left\| (T_{\mu, K} T_{\mu, K}^*)^{1/2} (\alpha + T_{\mu, K} T_{\mu, K}^*)^{-1} \varphi \right\|_{L^2(\mu)}^2 \quad (3.2)$$

$$= \int \frac{x}{(\alpha + x)^2} \|Q^{\mu, K}(dx) \varphi\|_{L^2(\mu)}^2, \quad (3.3)$$

where $Q^{\mu, K}(\cdot)$ is the spectral measure of the operator $T_{\mu, K} T_{\mu, K}^*$, i.e.,

$$T_{\mu, K} T_{\mu, K}^* = \int_0^\infty x Q^{\mu, K}(dx). \quad (3.4)$$

Proof. Let $T := T_{\mu, K}$. Note that $TT^* (\alpha + TT^*)^{-2} : L^2(\mu) \rightarrow L^2(\mu)$ is a bounded operator. We have

$$\begin{aligned} & \left\langle T^* (\alpha + TT^*)^{-1} \varphi, T^* (\alpha + TT^*)^{-1} \varphi \right\rangle_{\mathcal{H}_K} \\ &= \left\langle (\alpha + TT^*)^{-1} \varphi, TT^* (\alpha + TT^*)^{-1} \varphi \right\rangle_{L^2(\mu)} \\ &= \left\langle \varphi, TT^* (\alpha + TT^*)^{-2} \varphi \right\rangle_{L^2(\mu)}. \end{aligned}$$

□

Remark 3.2. Note that, if $\|T_{\mu, K} T_{\mu, K}^*\| < \alpha$, then the function $K \mapsto \|f^{\varphi, K}\|_{\mathcal{H}_K}^2$ is monotone relative to the order of kernels: $K \ll K' \iff \int \varphi K \varphi d\mu \leq \int \varphi K' \varphi d\mu$. In that case, we need only optimize with respect to the spectral measure of the kernel $K \in \mathcal{K}(\mu)$, with μ fixed.

Example 3.3. If $\mu = \delta_{x_0}$ as in Lemma 2.10, then

$$\left(T_{\delta_{x_0}} T_{\delta_{x_0}}^* \psi \right) (\cdot) = K(\cdot, x_0) \psi(x_0) \in L^2(X, \delta_{x_0}).$$

And

$$\left\langle \varphi, T_{\delta_{x_0}} T_{\delta_{x_0}}^* \psi \right\rangle_{L^2(\delta_{x_0})} = K(x_0, x_0) \overline{\varphi(x_0)} \psi(x_0).$$

Similarly, for pure atomic measures $\mu = \sum_i \alpha_i \delta_{x_i}$, we have

$$\left\langle \varphi, T_\mu T_\mu^* \psi \right\rangle_{L^2(\mu)} = \sum_i \sum_j \overline{\alpha_i} \alpha_j K(x_i, x_j) \overline{\varphi(x_i)} \psi(x_j)$$

for all $\varphi, \psi \in L^2(\mu)$.

Below we fix a positive measure μ as per Definition 2.3. When an ONB is fixed in the corresponding $L^2(\mu)$ we then arrive at a convex set C_μ of Mercer kernels K , see (3.5): C_μ is specified as in (3.5) below. So, these p.d. kernels K , and the corresponding RKHSs, are determined by the spectral data (3.8). As a consequence, we see that the optimal feature vector may be found via a solution to this convex optimization problem for K in C_μ . Further note that the spectral data used in the case (of Mercer kernels) is a special case of the general structure presented in Lemma 3.1 above. Indeed, the reader can verify that the optimization algorithm

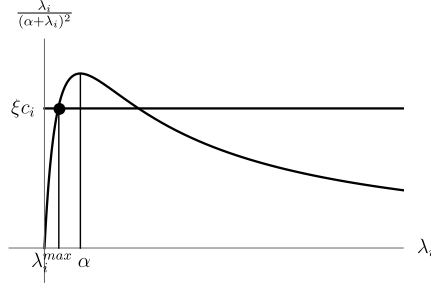


FIGURE 3.1. Spectral distribution in (3.9).

presented below for the case of Mercer kernels generalizes to more general cases of convex sets of p.d. kernels as per Lemma 3.1 above.

Theorem 3.4. Fix μ , and let $K \in \mathcal{K}(\mu)$. Let $\{e_i\}_{i \in \mathbb{N}}$ be an ONB in $L^2(\mu)$, and consider the Mercer kernel

$$K(x, y) = \sum \lambda_i e_i(x) e_i(y) \quad (3.5)$$

with $\lambda_i > 0$, and $\sum \lambda_i = 1$.

In this case,

$$\langle \varphi, T_K T_K^* \psi \rangle_{L^2(\mu)} = \sum \lambda_i \langle \varphi, e_i \rangle_{L^2(\mu)} \langle e_i, \psi \rangle_{L^2(\mu)}. \quad (3.6)$$

Let f^K be the optimal solution as in (2.2). Then,

$$\|f^K\|_{\mathcal{H}_K}^2 = \sum \frac{\lambda_i}{(\alpha + \lambda_i)^2} |\langle \varphi, e_i \rangle|^2. \quad (3.7)$$

Moreover, consider the optimization problem:

$$\begin{cases} \max_{(\lambda_i)} \sum \frac{\lambda_i}{(\alpha + \lambda_i)^2} c_i \\ \sum \lambda_i = 1, \quad \lambda_i \geq 0 \\ \sum c_i = \|\varphi\|_{L^2(\mu)}^2, \quad c_i := |\langle e_i, \varphi \rangle|^2 \geq 0 \end{cases} \quad (3.8)$$

The solution (λ_i^{max}) satisfies that

$$\frac{\lambda_i^{max}}{(\alpha + \lambda_i^{max})^2} = \xi c_i \quad (3.9)$$

for some constant $\xi \in \mathbb{R}_+$.

Proof. The condition in (3.9) follows from an application of the Cauchy-Schwarz inequality.

The fact that the solution (λ_i^{max}) to (3.9) in fact represents the solution to the optimization (3.8) follows from the observation that the one term in the l^2 inner product is fixed, so the max in (3.8) is attained when equality holds in the corresponding Cauchy-Schwarz Inequality. Further note that, for every fixed value of the index i , (3.9) is simply a quadratic equation (see also Figure 3.1), and the optimal spectral distribution (λ_i^{max}) is explicit. The form of the optimal p.d. kernel K then follows by substitution of (λ_i^{max}) into (3.5). \square

Corollary 3.5. *Consider the finite-dimensional case, i.e., μ is atomic, where $K = \sum_{i=1}^N \lambda_i e_i(x) e_i(y)$, with $\{e_i\}_{i=1}^N$ an ONB in $L^2(\mu)$. Then the optimization problem*

$$\begin{cases} \max_{(\lambda_i)} \sum_{i=1}^N \frac{\lambda_i}{(\alpha + \lambda_i)^2} c_i \\ \sum_{i=1}^N \lambda_i = 1, \quad \lambda_i \geq 0 \\ \sum_{i=1}^N c_i = \|\varphi\|_{L^2(\mu)}^2, \quad c_i := |\langle e_i, \varphi \rangle|^2 \geq 0 \end{cases} \quad (3.10)$$

has solution (λ_i^{max}) determined by

$$(\alpha - \lambda_i^{max}) c_i = A_N (\alpha + \lambda_i^{max})^3. \quad (3.11)$$

See Figure 3.2.

Moreover, we have

$$\|f_N^K\|_{\mathcal{H}_K}^2 = \sum_{i=1}^N \frac{\lambda_i^{max}}{(\alpha + \lambda_i^{max})^2} c_i = \sum_{i=1}^N \frac{A_N^{2/3} \lambda_i^{max} c_i^{1/3}}{(\alpha - \lambda_i^{max})^{2/3}}. \quad (3.12)$$

Proof. Let L be the Lagrangian, where

$$L = \sum_{i=1}^N \frac{\lambda_i}{(\alpha + \lambda_i)^2} c_i - A_N \left(\sum_{i=1}^N \lambda_i - 1 \right).$$

Then,

$$\begin{aligned} \frac{\partial L}{\partial \lambda_i} &= \frac{\alpha^2 - \lambda_i^2}{(\alpha + \lambda_i)^4} c_i - A_N = 0 \\ &\Downarrow \\ (\alpha - \lambda_i) c_i &= A_N (\alpha + \lambda_i)^3. \end{aligned}$$

This yields

$$(\alpha + \lambda_i)^2 = \frac{(\alpha - \lambda_i)^{2/3} c_i^{2/3}}{A_N^{2/3}}$$

so that

$$\sum_{i=1}^N \frac{\lambda_i^{max}}{(\alpha + \lambda_i^{max})^2} c_i = \sum_{i=1}^N \frac{\lambda_i^{max}}{(\alpha - \lambda_i^{max})^{2/3} c_i^{2/3}} A_N^{2/3} c_i = \sum_{i=1}^N \frac{\lambda_i^{max}}{(\alpha - \lambda_i^{max})^{2/3}} A_N^{2/3} c_i^{1/3}$$

which is (3.12). \square

4. OPTIMIZATION IN AN AMBIENT HILBERT SPACE

The setting below is as in the previous sections: input is specified by two parts, first a fixed measure μ , and secondly, an input of functions φ from $L^2(\mu)$, with the variety of functions representing training data in the model. We then examine optimal choices for p.d. kernels K with view to optimization of K -features for the corresponding kernel-learning, see Section 2 above. The choices of optimal kernels K are made precise in Theorems 3.4, and in 4.4 below. In both cases, an ONB in $L^2(\mu)$ is chosen, and we study the corresponding convex sets of Mercer kernels K

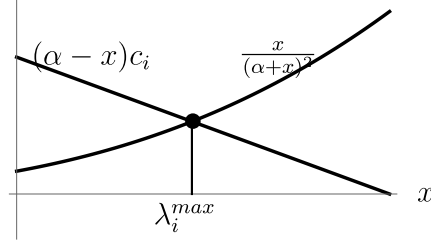


FIGURE 3.2. The solution (λ_i^{max}) determined by the intersection of two curves.

as specified in (3.5). Here, then each K is determined by a spectral distribution $\{\lambda_i\}$. The corresponding optimization quantity is from (2.2), and it has a \mathcal{H}_K penalty term weighted with an assigned parameter α , see (2.1). We then arrive at an optimal feature vector f^K for every K , and we consider its K -variance, measured with the use of the \mathcal{H}_K norm-squared. Two such variance measures are considered, (3.7) and (4.8). For the first one, we note a singularity blowup for values of λ_i close to α . In the second case, the dependence on K takes a different form; we show that then the K -variance (see (4.8)) is monotone, in a sense made precise in Theorem 4.4, and Corollary 4.5 (spectral *a priori* error-bounds).

Finally, in Section 5, we present a solution to the feature optimization with the use of a conditional-mean embedding, CME. The latter refers to (i) a choice of probability space, (ii) a family of p.d. kernels L , and corresponding conditional mean embeddings into the RKHSs \mathcal{H}_L .

Below we first recall some basic facts from operator theory. Let $T : \mathcal{H}_1 \rightarrow \mathcal{H}_2$ be a closed, densely defined linear operator between Hilbert spaces. On $\mathcal{H}_1 \times \mathcal{H}_2$, define the inner product

$$\langle (u_1, v_1), (u_2, v_2) \rangle_{\mathcal{H}_1 \times \mathcal{H}_2} := \alpha \langle u_1, v_1 \rangle_{\mathcal{H}_1} + \langle u_2, v_2 \rangle_{\mathcal{H}_2} \quad (4.1)$$

where α is a positive constant.

Define $W : \mathcal{H}_1 \rightarrow \mathcal{H}_1 \times \mathcal{H}_2$ by

$$W(u) = (u, Tu), \quad u \in \text{dom}(T),$$

Then the projection from $\mathcal{H}_1 \times \mathcal{H}_2$ onto $\text{ran}(W)$ is

$$\begin{bmatrix} \alpha(\alpha I_1 + T^*T)^{-1} & T^*(\alpha I_2 + TT^*)^{-1} \\ \alpha T(\alpha I_1 + T^*T)^{-1} & TT^*(\alpha I_2 + TT^*)^{-1} \end{bmatrix}. \quad (4.2)$$

Remark 4.1. Recall that in our general setup for regression optimization, we have arranged that training data may be represented via an operator T in Hilbert space. Note that, if $\alpha = 1$, then the block matrix in (4.2) represents the projection from the direct sum $\mathcal{H}_1 \oplus \mathcal{H}_2$ onto the graph of the operator T , see e.g., [JT21b, Corollary 1.55].

Corollary 4.2. *Let $T : \mathcal{H}_1 \rightarrow \mathcal{H}_2$ be as above. Then, for all $v \in \mathcal{H}_2$, we have*

$$\begin{aligned} u^* &= \operatorname{argmin} \left\{ \alpha \|u\|_{\mathcal{H}_1}^2 + \|Tu - v\|_{\mathcal{H}_2}^2 : u \in \mathcal{H}_1 \right\} \\ &= \operatorname{argmin} \left\{ \|Wu - (0, v)\|_{\mathcal{H}_1 \times \mathcal{H}_2} : u \in \mathcal{H}_1 \right\} \\ &= T^*(\alpha I_2 + TT^*)^{-1} v. \end{aligned} \quad (4.3)$$

Proof. Note that

$$\alpha \|u\|_{\mathcal{H}_1}^2 + \|Tu - v\|_{\mathcal{H}_2}^2 = \|Wu - (0, v)\|_{\mathcal{H}_1 \times \mathcal{H}_2}$$

and the projection of $(0, v)$ onto $\text{ran}(W)$ is

$$\left(T^* (\alpha I_2 + TT^*)^{-1} v, TT^* (\alpha I_2 + TT^*)^{-1} v \right)$$

which is equal to $Wu^* = (u^*, Tu^*)$, for a unique u^* in \mathcal{H}_1 . This gives (4.3). \square

Now, return to optimal feature selections. Fix μ , and consider kernels $K \in \mathcal{K}(\mu)$, see Definition 2.4. Let $W_K : \mathcal{H}_K \rightarrow \mathcal{H}_K \times L^2(\mu)$, by

$$W_K h = (h, T_{K,\mu} h).$$

The inner product on $\mathcal{H}_K \times L^2(\mu)$ is as in (4.1), with parameter $\alpha > 0$.

Fix $\varphi \in L^2(\mu)$, then we get a unique $f^{\varphi, K} \in \mathcal{H}_K$, such that $W_K f^{\varphi, K}$ is the projection of $(0, \varphi) \in \mathcal{H}_K \times L^2(\mu)$ onto $\text{ran}(W_K)$. That is,

$$f^{\varphi, K} = T_{K,\mu}^* (\alpha I_{L^2} + T_{K,\mu} T_{K,\mu}^*)^{-1} \varphi \quad (4.4)$$

by Corollary 4.2.

This motivates the optimization problem:

$$\begin{aligned} & \max_{K \in \mathcal{K}(\mu)} \left\{ \|W_K f^{\varphi, K}\|_{\mathcal{H}_K \times L^2(\mu)}^2 \right\} \\ & \quad \updownarrow \\ & \max_{K \in \mathcal{K}(\mu)} \left\{ \alpha \|f^{\varphi, K}\|_{\mathcal{H}_K}^2 + \|T_{K,\mu} f^{\varphi, K}\|_{L^2(\mu)}^2 \right\} \end{aligned}$$

Below is a modification of Lemma 3.1.

Lemma 4.3. *With μ, K fixed, $K \in \mathcal{K}(\mu)$. Let $f^{\varphi, K}$ be as specified above. Then*

$$\|W_K f^{\varphi, K}\|_{\mathcal{H}_K \times L^2(\mu)}^2 = \int \frac{x}{\alpha + x} \|Q^{\mu, K}(dx) \varphi\|_{L^2(\mu)}^2, \quad (4.5)$$

where $Q^{\mu, K}(dx)$ is the spectral projection of the operator $T_{K,\mu} T_{K,\mu}^*$.

Especially,

$$\|W_K f^{\varphi, K}\|_{\mathcal{H}_K \times L^2(\mu)}^2 \leq \|\varphi\|_{L^2(\mu)}^2. \quad (4.6)$$

Proof. Let $T := T_{K,\mu}$, then

$$\begin{aligned} \|W_K f^{\varphi, K}\|_{\mathcal{H}_K \times L^2(\mu)}^2 &= \alpha \|f^{\varphi, K}\|_{\mathcal{H}_K}^2 + \|T f^{\varphi, K}\|_{L^2(\mu)}^2 \\ &= \alpha \left\| T^* (\alpha + TT^*)^{-1} \varphi \right\|_{\mathcal{H}_K}^2 + \left\| (\alpha + TT^*)^{-1} TT^* \varphi \right\|_{L^2(\mu)}^2 \\ &= \int \left(\frac{\alpha x}{(\alpha + x)^2} + \frac{x^2}{(\alpha + x)^2} \right) \|Q^{\mu, K}(dx) \varphi\|_{L^2(\mu)}^2 \\ &= \int \frac{x}{\alpha + x} \|Q^{\mu, K}(dx) \varphi\|_{L^2(\mu)}^2. \end{aligned}$$

Note, (4.6) holds, since $W_K f^{\varphi, K}$ is the projection of $(0, \varphi) \in \mathcal{H}_K \times L^2(\mu)$ onto the range of W . \square

Now we state an analog of Theorem 3.4.

Theorem 4.4. Fix μ , and let $K \in \mathcal{K}(\mu)$. Let $\{e_i\}_{i \in \mathbb{N}}$ be an ONB in $L^2(\mu)$, and consider the p.d. kernel

$$K(x, y) = \sum \lambda_i e_i(x) e_i(y) \quad (4.7)$$

with $\lambda_i > 0$.

Let $f^{\varphi, K}$ be the optimal solution as in (4.4). Then,

$$\|W_K f^{\varphi, K}\|_{\mathcal{H}_K \times L^2(\mu)}^2 = \sum \frac{\lambda_i}{\alpha + \lambda_i} |\langle \varphi, e_i \rangle|^2. \quad (4.8)$$

Proof. See the proof of Theorem 3.4. \square

Corollary 4.5. Let W_K and $f^{\varphi, K}$ be as in Theorem 4.4, and assume K is bounded. Let $\lambda_- = \inf \{\lambda_i\}$, $\lambda_+ = \sup \{\lambda_i\}$.

(i) The following hold:

$$\frac{\lambda_-}{\alpha + \lambda_-} \|\varphi\|_{L^2(\mu)}^2 \leq \|W_K f^{\varphi, K}\|_{\mathcal{H}_K \times L^2(\mu)}^2 \leq \frac{\lambda_+}{\alpha + \lambda_+} \|\varphi\|_{L^2(\mu)}^2. \quad (4.9)$$

(ii) Equivalently, the approximation error satisfies

$$\frac{1}{\alpha + \lambda_+} \|\varphi\|_{L^2(\mu)}^2 \leq \text{err} \leq \frac{1}{\alpha + \lambda_-} \|\varphi\|_{L^2(\mu)}^2. \quad (4.10)$$

(iii) By increasing λ_- , $W_K f^{\varphi, K}$ approximates $(0, \varphi)$ in $\mathcal{H}_K \times L^2(\mu)$ arbitrarily well.

Proof. Notice that the function $f(x) = \frac{x}{\alpha+x}$ in (4.5) is strictly increasing in $(0, \infty)$, so that (4.9) follows from (4.8). The other assertions are immediate. \square

Remark 4.6. The difference between the two feature selection methods in Sections 3 and 4 is as follows.

Fix a measure μ , and consider $K \in \mathcal{K}(\mu)$, i.e., all admissible kernels. Let \mathcal{H}_K be the associated RKHS. In both cases, for a given $\varphi \in L^2(\mu)$, the best feature vector in \mathcal{H}_K is the same

$$f^{K, \varphi} = T_K^* (\alpha + T_K T_K^*)^{-1} \varphi.$$

See (2.2) and (4.4).

However, the criteria for optimization over kernels K is different:

$$\text{Section 3} \quad \max_{K \in \mathcal{K}(\mu)} \left\{ \|f^{K, \varphi}\|_{\mathcal{H}_K}^2 \right\} \quad (4.11)$$

$$\text{Section 4} \quad \max_{K \in \mathcal{K}(\mu)} \left\{ \alpha \|f^{K, \varphi}\|_{\mathcal{H}_K}^2 + \|T_K f^{K, \varphi}\|_{L^2}^2 \right\} \quad (4.12)$$

As discussed at the beginning of (4), the vector

$$(f^{K, \varphi}, T_K f^{K, \varphi})$$

is the projection of $(0, \varphi)$ in $\mathcal{H}_K \times L^2$ onto the graph of T_K . Thus, (4.12) is the norm squared of the projected vector and the corresponding optimization makes use of Hilbert space geometry.

5. APPLICATIONS TO CME

A key feature in what is called *conditional mean embedding* (CME) concern an analysis of systems of random variable, and conditional distributions, which take values in suitable choices of reproducing kernel Hilbert space, typically infinite-dimensional RKHSs. Hence conditional expectations, and relative transition operators, will entail choices of p.d. kernels, typical one for each random variable under consideration. The implementation of kernel embedding of distributions (also called the *kernel mean* or mean map) yields nonparametric outcomes in which a probability distribution is represented as an element of a reproducing kernel Hilbert space (RKHS). In diverse applications, the use of CMEs has served as useful tools in for example, problems of sequentially optimizing conditional expectations for objective functions. In such settings, typically both the conditional distribution and the objective function, while fixed, are assumed to be unknown.

The assumption is that input is fixed in the form of a pair φ (generalized training data) and μ as described. The interpretation for feature selection is that variation of choices of p.d. kernels K amounts to a more versatile feature selection. A possible condition on a “good” kernel K is that it will yield optimal selection of feature function f^K , i.e., representing an output of more distinct features. Often a feature functions f^K with large \mathcal{H}_K -norm² comes from a choice of K that yields a more successful discrimination by features that reflects input of training data via φ . More precisely, the \mathcal{H}_K -norm² refers to the features selected with optimal choices of K .

The setting for CME is as follows:

Let X, Y be random variables on a probability space $(\Omega, \mathcal{C}, \mathbb{P})$, taking values in sets A, B , respectively, and has joint measure

$$\mu(S_1 \times S_2) = \mathbb{P}(X^{-1}(S_1) \cap Y^{-1}(S_2))$$

for all $S_1 \times S_2 \subset A \times B$.

Denote by μ_X, μ_Y the corresponding marginal measures, and let $\mu_{Y|x}$ be the conditional measure defined as

$$\mu_{Y|x}(S) = \mathbb{P}(Y^{-1}(S) | X = x)$$

for all $S \subset B$ and $x \in A$.

Assume further that K, L are given p.d. kernels on A, B with RKHSs $\mathcal{H}_K, \mathcal{H}_L$, respectively.

Lemma 5.1. *For every $x \in A$, set*

$$\pi(x) := \mathbb{E}[L(\cdot, Y) | X = x] = \int L(\cdot, y) d\mu_{Y|x}(y) \quad (5.1)$$

Then, for all $f \in \mathcal{H}_L$, it holds that

$$\langle \pi(x), f \rangle_{\mathcal{H}_L} = \int \langle L(\cdot, y), f \rangle d\mu_{Y|x}(y) = \mathbb{E}[f(Y) | X = x]. \quad (5.2)$$

The map $x \mapsto \pi(x)$ is called the kernel mean embedding (KME) of the conditional expectation $\mathbb{E}[\cdot | X = x]$.

Remark 5.2. Note that the integral on the RHS in formula (5.1) is an extension of (2.8) from Lemma 2.5 above. Moreover, the proof of the lemma follows the ideas in Section 2.

Lemma 5.3. *As in Lemma 5.1, consider $\pi(x)$ for $x \in A$, as per the definition (5.1) in Lemma 5.1. Then*

(i) $\pi(x) \in \mathcal{H}_L$ if and only if

$$\mathbb{E}[L(Y, Y) | X = x] := \mu_{Y|x} L \mu_{Y|x} < \infty, \quad (5.3)$$

where

$$\mu_{Y|x} L \mu_{Y|x} = \iint L(y_1, y_2) d\mu_{Y|x}(y_1) d\mu_{Y|x}(y_2).$$

(ii) $\pi \in L^2(A, \mu_X) \otimes \mathcal{H}_L$ if and only if

$$\mathbb{E}[K(Y, Y)] = \int (\mu_{Y|x} L \mu_{Y|x}) d\mu_X(x) < \infty.$$

In that case, setting $\tilde{\pi}(f)(x) := \langle \pi(x), f \rangle_{\mathcal{H}_L}$, then

$$\int \|\tilde{\pi}(f)\|_{\mathcal{H}_K}^2 d\mu_X \leq \mathbb{E}[K(Y, Y)] \|f\|_{\mathcal{H}_L}^2$$

for all $f \in \mathcal{H}_L$.

Proof. Consider the filter of finite measurable partitions $\mathcal{P}(B)$ of the measurable space (B, \mathcal{B}) , i.e., $\{A_i\}_{i=1}^N$ for some $N < \infty$, with $A_i \in \mathcal{B}$, $A_i \cap A_j = \emptyset$ if $i \neq j$, and $\cup_i A_i = B$, then

$$\sum_{i=1}^N L(\cdot, y_i) \mu_{Y|x}(A_i) \in \mathcal{H}_K \quad (5.4)$$

with

$$\left\| \sum_{i=1}^N L(\cdot, y_i) \mu_{Y|x}(A_i) \right\|_{\mathcal{H}_K}^2 = \sum_i \sum_j \mu_{Y|x}(A_i) L(y_i, y_j) \mu_{Y|x}(A_j). \quad (5.5)$$

Since L is assumed measurable, the right-hand side of (5.5) has a limit, as we pass to the limit of the filter of all measurable partitions $\mathcal{P}(B)$, see (5.4), and the limit is well defined and finite if and only if (5.3) holds. This follows from the following computation:

$$\iint \mu_{Y|x}(dy_1) L(y_1, y_2) \mu_{Y|x}(dy_2) = \mathbb{E}[L(Y, Y) | X = x].$$

But since we have “=” in the identity (5.5) for all finite partitions, it follows that (5.3) holds if and only if the integral on the right-hand side in (5.1) is convergent with its values in \mathcal{H}_L .

The second part of the lemma is immediate. \square

Remark 5.4. The setting of the lemma is a fixed a p.d. kernel L and a measure space (B, \mathcal{B}) . We have L defined on $B \times B$ and assumed measurable w.r.t. the corresponding product sigma algebra. The key idea behind the justification of the RKHS \mathcal{H}_L valued integral $\pi(x)$ in (5.1) is a rigorous justification of a limit of an approximation by finite sums in \mathcal{H}_L , and the limit with respect to the RKHS norm in \mathcal{H}_L . This is doable as per our discussion, but the limit will be indexed by a filter of partitions of the measure space (B, \mathcal{B}) . And the limit is with respect to refinement within the filter of partitions, where refinement defined by recursive subdivision, i.e., subdivisions of one partition are creating a finer partition. Note that the reasoning involves the same kind of limit which is used in the justification of general Ito isometries, and Ito integrals for Gaussian processes.

Question 5.5. Assume $\pi \in L^2(A, \mu_X) \otimes \mathcal{H}_L$. What is the best approximation to choice of CME μ from an \mathcal{H}_L -valued RKHS?

One option in the literature is to approximate π from $\mathcal{H}_K \otimes \mathcal{H}_L$. More generally, one may start from an $\mathcal{B}(\mathcal{H}_L)$ -valued p.d. kernel $S : A \times A \rightarrow \mathcal{B}(\mathcal{H}_L)$, i.e.,

$$\sum_{i,j=1}^N \langle u_i, S(x_i, x_j) u_j \rangle_{\mathcal{H}_L} \geq 0 \quad (5.6)$$

$\forall (x_i)_{i=1}^N \subset A, \forall (u_i)_{i=1}^N \subset \mathcal{H}_L$, and $\forall N \in \mathbb{N}$.

Let \mathcal{H}_S be the Hilbert completion of the set $\text{span}\{S(\cdot, x)u : x \in A, u \in \mathcal{H}_L\}$ with respect to the inner product

$$\left\langle \sum S(\cdot, x_i)u_i, \sum S(\cdot, x_j)v_j \right\rangle_{\mathcal{H}_S} := \sum_{i,j} \langle u_i, S(x_i, x_j)v_j \rangle_{\mathcal{H}_L}. \quad (5.7)$$

Then \mathcal{H}_S is an RKHS with the following reproducing property:

For all $F \in \mathcal{H}_S, x \in A$ and $u \in \mathcal{H}_L$, we have

$$\langle u, F(x) \rangle_{\mathcal{H}_L} = \langle S(\cdot, x)u, F \rangle_{\mathcal{H}_S}. \quad (5.8)$$

Remark 5.6. In the special case $\mathcal{H}_S = \mathcal{H}_K \otimes \mathcal{H}_L$, we have $S(x, y) = K(x, y)I_{\mathcal{H}_L}$, where K is the scalar valued p.d. kernel of \mathcal{H}_K , and $I_{\mathcal{H}_L}$ denotes the identity operator on \mathcal{H}_L .

Theorem 5.7. Assume S is compatible with the marginal distribution of X , then we have

$$f^{\pi, S} := \operatorname{argmin} \left\{ \|T_S f - \pi\|_{L^2(A) \otimes \mathcal{H}_L}^2 + \alpha \|f\|_{\mathcal{H}_S}^2 \right\} \quad (5.9)$$

$$= T_S^* (\alpha + T_S T_S^*)^{-1} \pi. \quad (5.10)$$

Then, we may apply the methods from Section 3 to the problem:

$$\max_S \|f^{\pi, S}\|_{\mathcal{H}_S}^2. \quad (5.11)$$

Proof. Illustrating the versatility of Hilbert space operators, the reader will be able to fill in the argument for this formula (5.10), and its implications, following the general framework presented in sections 2 and 3 above. \square

6. A NEW CONVEX SET OF P.D. KERNELS

Let $\mathcal{M}(\mathbb{R})$ be the set of all Borel measures on \mathbb{R} , and $\mathcal{M}_1(\mathbb{R})$ be the subset of probability measures. For all $\rho \in \mathcal{M}(\mathbb{R})$, let

$$\widehat{\rho}(\xi) = \int_{\mathbb{R}} e^{i\xi x} d\rho(x) \quad (6.1)$$

denote the Fourier transform.

Consider the following convex set of stationary kernels

$$G_1 = \left\{ \mathbb{R} \times \mathbb{R} \xrightarrow{K_g} \mathbb{C} : K_g(x, y) = g(x - y), g = \widehat{\mu}, \mu \in \mathcal{M}_1(\mathbb{R}) \right\}. \quad (6.2)$$

Lemma 6.1. Fix $K_g \in G_1$, and let \mathcal{H}_{K_g} be the corresponding RKHS. Then, for all $\rho \in \mathcal{M}(\mathbb{R})$,

$$g * d\rho := \int_{\mathbb{R}} K_g(\cdot, y) d\rho(y) \in \mathcal{H}_{K_g} \quad (6.3)$$

$$\begin{aligned} & \Updownarrow \\ & \int_{\mathbb{R}} |\widehat{\rho}(\xi)|^2 d\mu(\xi) < \infty. \end{aligned} \quad (6.4)$$

Proof. Assume $g * d\rho \in \mathcal{H}_{K_g}$, then

$$\begin{aligned} \|g * d\rho\|_{\mathcal{H}_{K_g}}^2 &= \iint \langle K_g(\cdot, y), K_g(\cdot, z) \rangle_{\mathcal{H}_{K_g}} d\rho(y) d\rho(z) \\ &= \iint g(y-z) d\rho(y) d\rho(z) \\ &= \int \left(\iint e^{i\xi(y-z)} d\rho(y) d\rho(z) \right) d\mu(\xi) \\ &= \int |\widehat{\rho}(\xi)|^2 d\mu(\xi) < \infty. \end{aligned}$$

Conversely, suppose $C := \int |\widehat{\rho}(\xi)|^2 d\mu(\xi) < \infty$. Then, for all $\sum c_k K_g(\cdot, x_k)$, we have

$$\begin{aligned} \sum c_k K_g(\cdot, x_k) &\mapsto \left| \sum c_k (g * d\rho)(x_k) \right|^2 \\ &= \left| \sum c_k \int \int e^{i\xi(x_k-y)} d\rho(y) d\mu(\xi) \right|^2 \\ &\leq \int \left| \sum c_k e^{i\xi x_k} \right| |\widehat{\rho}(\xi)| d\mu(\xi)^2 \\ &\leq \int \left| \sum c_k e^{i\xi x_k} \right|^2 d\mu(\xi) \int |\widehat{\rho}(\xi)|^2 d\mu(\xi) \\ &= C \cdot \sum_k \sum_l \bar{c}_k c_l K_g(x_k, x_l). \end{aligned}$$

It follows that $g * d\rho \in \mathcal{H}_{K_g}$ by density and Riesz's theorem. \square

Fix $K_g \in G_1$, and let \mathcal{H}_{K_g} be the RKHS. Let $d\lambda$ denote the Lebesgue measure on \mathbb{R} . Suppose $\{\varphi \in L^2(d\lambda) : \widehat{\varphi} \in L^2(\mu)\}$ is dense in $L^2(d\lambda)$. Then, the operator

$$T_\lambda : \mathcal{H}_{K_g} \rightarrow L^2(d\lambda), \quad T_\lambda \left(\sum_i c_i K_g(\cdot, x_i) \right) = \sum_i c_i K_g(\cdot, x_i) \quad (6.5)$$

is densely defined and closable, and its adjoint is given by

$$T_\lambda^* : L^2(d\lambda) \rightarrow \mathcal{H}_{K_g}, \quad T_\lambda^*(\varphi) = g * \varphi, \quad \forall \varphi \in \text{dom}(T_\lambda^*) \quad (6.6)$$

where $\text{dom}(T_\lambda^*) = \{\varphi \in L^2(d\lambda) : \widehat{\varphi} \in L^2(\mu)\}$.

Corollary 6.2. *For all $\varphi \in \text{dom}(T_\lambda^*)$, we have*

$$\|T_\lambda^* \varphi\|_{\mathcal{H}_{K_g}}^2 = \int |\widehat{\varphi}(\xi)|^2 d\mu(\xi). \quad (6.7)$$

Proof. This follows from Lemma 6.1 by setting $d\rho = g d\lambda$, and $\widehat{\varphi}$ is the L^2 -Fourier transform of φ . \square

Example 6.3. Consider the following two p.d. kernels on \mathbb{R} :

$$K_1(x, y) = e^{-|x-y|}, \quad K_2(x, y) = e^{-\frac{1}{2}(x-y)^2}. \quad (6.8)$$

Note that

$$\begin{aligned} g_1(x) &= e^{-|x|} = \int e^{i\xi x} d\mu_1(\xi) & d\mu_1(\xi) &= \frac{1}{\pi} \frac{1}{1+\xi^2} d\xi, \\ g_2(x) &= e^{-\frac{1}{2}x^2} = \int e^{i\xi x} d\mu_2(\xi) & d\mu_2(\xi) &= \frac{1}{\sqrt{2\pi}} e^{-\frac{1}{2}\xi^2} d\xi. \end{aligned}$$

Moreover, for K_1 , if $\varphi \in L^2(\mathbb{R})$, then

$$\|g_1 * \varphi\|_{\mathcal{H}_{K_1}}^2 = \int_{\mathbb{R}} \frac{|\widehat{\varphi}(\xi)|^2 d\xi}{1+\xi^2} = \left\langle \varphi, \left(1 - (d/dx)^2\right)^{-1} \varphi \right\rangle_{L^2(\mathbb{R})}.$$

In other words, the RKHS is the RKHS from the Green's function for $1 - (d/dx)^2$, or $1 - \Delta$ in \mathbb{R}^n , $n > 1$.

Given $K_g \in G_1$, the convolution $\varphi \mapsto g * \varphi \in \mathcal{H}_{K_g}$ may be extended to measures or distributions.

Lemma 6.4. *Let $K_g \in G_1$, and \mathcal{H}_{K_g} be the corresponding RKHS. Then,*

$$g(x - \cdot) = g * \delta_x \in \mathcal{H}_{K_g} \quad (6.9)$$

and

$$g * \delta'_x \in \mathcal{H}_{K_g} \iff \int |\xi|^2 \mu(d\xi) < \infty. \quad (6.10)$$

Note (6.10) is satisfied for K_2 but not for K_1 in Example 6.3.

Proof. Using $g * \delta_x = g(x - \cdot)$, we have $g * \delta_x \in \mathcal{H}_{K_g}$ and

$$\|g(x - \cdot)\|_{\mathcal{H}_{K_g}}^2 = \langle g(x - \cdot), g(x - \cdot) \rangle_{\mathcal{H}_{K_g}} = g(x - x) = g(0) = 1.$$

Equivalently, $\delta_x \leftrightarrow \widehat{\delta}_x(\xi) = e^{i\xi x}$, $\xi \in \mathbb{R}$, and

$$\int |\widehat{\delta}_x|^2 d\mu = \int |e^{i\xi x}|^2 \mu(d\xi) = \mu(\mathbb{R}) = g(0) = 1.$$

Similarly, $\delta'_x \leftrightarrow \widehat{\delta}'_x(\xi) = i\xi e^{i\xi x}$. Thus $g * \delta'_x \in \mathcal{H}_{K_g}$ if and only if $\int |\xi|^2 \mu(d\xi) < \infty$. \square

Remark 6.5. Given $K_g(x, y) = g(x - y)$, where $g(x) = \int e^{i\xi x} \mu(d\xi)$, and μ is a finite positive Borel measure on \mathbb{R} , the reproducing property of \mathcal{H}_{K_g} below may be verified using Fourier-inversion:

$$\langle g(x - \cdot), \varphi * g \rangle_{\mathcal{H}_K} = (\varphi * g)(x), \quad \forall x \in \mathbb{R}.$$

Proof. Indeed, we have

$$\begin{aligned} \langle g(x - \cdot), \varphi * g \rangle_{\mathcal{H}_K} &= \int \overline{e^{i\xi x} \widehat{\varphi}(\xi)} \mu(d\xi) \\ &= \int_{\mathbb{R}} e^{i\xi x} \widehat{\varphi * g}(\xi) d\xi = (\varphi * g)(x). \end{aligned}$$

\square

Theorem 6.6. *Fix $K_g \in G_1$, and let \mathcal{H}_{K_g} be the RKHS. Let $T_\lambda : \mathcal{H}_{K_g} \rightarrow L^2(d\lambda)$ be as in (6.5), where $d\lambda$ denotes the Lebesgue measure on \mathbb{R} . Let $f^{g,\lambda}$ be the solution in Lemma 2.2, i.e.,*

$$f^{g,\lambda} = T_\lambda^* (\alpha + T_\lambda T_\lambda^*)^{-1} \varphi \quad (6.11)$$

where $\varphi \in L^2(d\lambda)$ is fixed. Then, by the L^2 -Fourier transform, we have

$$\widehat{T_\lambda f^{g,\lambda}} = \left[T_\lambda T_\lambda^* (\alpha + T_\lambda T_\lambda^*)^{-1} \varphi \right]^\wedge = \frac{\widehat{g}}{\alpha + \widehat{g}} \widehat{\varphi}. \quad (6.12)$$

Moreover, the optimal selections from Lemma 3.1 and Lemma 4.3, respectively, admit the following explicit spectral representations:

$$\|f^{g,\lambda}\|_{\mathcal{H}_{K_g}}^2 = \int \frac{\widehat{g}(\lambda)}{(\alpha + \widehat{g}(\lambda))^2} |\widehat{\varphi}(\lambda)|^2 d\lambda \quad (6.13)$$

$$\|W_{K_g} f^{g,\lambda}\|_{\mathcal{H}_{K_g} \times L^2(d\lambda)}^2 = \int \frac{\widehat{g}(\lambda)}{\alpha + \widehat{g}(\lambda)} |\widehat{\varphi}(\lambda)|^2 d\lambda \quad (6.14)$$

Proof. By the definition of T_λ^* from (6.6), it follows that $T_\lambda T_\lambda^* \varphi = g * \varphi \in L^2(d\lambda)$, and so $\widehat{T_\lambda T_\lambda^* \varphi} = \widehat{g} \widehat{\varphi}$.

It follows from this, that

$$\begin{aligned} \|f^{g,\lambda}\|_{\mathcal{H}_{K_g}}^2 &\stackrel{(3.2)}{=} \left\| (T_\lambda T_\lambda^*)^{1/2} (\alpha + T_\lambda T_\lambda^*)^{-1} \varphi \right\|_{L^2(d\lambda)}^2 \\ &= \int \frac{\widehat{g}(\lambda)}{(\alpha + \widehat{g}(\lambda))^2} |\widehat{\varphi}(\lambda)|^2 d\lambda \end{aligned}$$

and on the other hand,

$$\begin{aligned} \|W_{K_g} f^{g,\lambda}\|_{\mathcal{H}_{K_g} \times L^2(d\lambda)}^2 &\stackrel{(4.5)}{=} \left\langle \varphi, T_\lambda T_\lambda^* (\alpha + T_\lambda T_\lambda^*)^{-1} \varphi \right\rangle_{L^2(d\lambda)} \\ &= \int \frac{\widehat{g}(\lambda)}{\alpha + \widehat{g}(\lambda)} |\widehat{\varphi}(\lambda)|^2 d\lambda. \end{aligned}$$

□

Example 6.7. Let K_1 and K_2 be the p.d. kernels from (6.8). The formulas in (6.13)-(6.14) take explicit forms, summarized in Table 1.

$K_g = g(x-y)$	$g = \widehat{\mu}$	μ	$\frac{\widehat{g}}{(\alpha + \widehat{g})^2}$	$\frac{\widehat{g}}{\alpha + \widehat{g}}$
$K_1 = e^{- x-y }$	$g_1 = e^{- x }$	$d\mu_1 = \frac{1}{1+\xi^2} d\xi$	$\frac{1+\xi^2}{(1+\alpha(1+\xi^2))^2}$	$\frac{1}{1+\alpha(1+\xi^2)}$
$K_2 = e^{-\frac{1}{2}(x-y)^2}$	$g_2 = e^{-\frac{1}{2}x^2}$	$d\mu_2 = e^{-\frac{1}{2}\xi^2} d\xi$	$\frac{e^{\frac{1}{2}x^2}}{(1+\alpha e^{\frac{1}{2}x^2})^2}$	$\frac{1}{1+\alpha e^{\frac{1}{2}x^2}}$

TABLE 1. The p.d. kernels K_1 and K_2 .

REFERENCES

- [CnBCFR21] Juan Cerviño, Juan Andrés Bazerque, Miguel Calvo-Fullana, and Alejandro Ribeiro, *Multi-task reinforcement learning in reproducing kernel Hilbert spaces via cross-learning*, IEEE Trans. Signal Process. **69** (2021), 5947–5962. MR 4341244
- [GLB⁺12] Steffen Grünewälder, Guy Lever, Luca Baldassarre, Sam Patterson, Arthur Gretton, and Massimiliano Pontil, *Conditional mean embeddings as regressors*, Proceedings of the 29th International Conference on International Conference on Machine Learning (Madison, WI, USA), ICML'12, Omnipress, 2012, pp. 1803–1810.
- [JST21] Palle E. T. Jorgensen, Myung-Sin Song, and James Tian, *Positive definite kernels, algorithms, frames, and approximations*, 2021.

- [JT19a] Palle Jorgensen and Feng Tian, *Decomposition of Gaussian processes, and factorization of positive definite kernels*, *Opuscula Math.* **39** (2019), no. 4, 497–541. MR 3964760
- [JT19b] ———, *Realizations and factorizations of positive definite kernels*, *J. Theoret. Probab.* **32** (2019), no. 4, 1925–1942. MR 4020693
- [JT20] Palle Jorgensen and James Tian, *Sampling with positive definite kernels and an associated dichotomy*, *Adv. Theor. Math. Phys.* **24** (2020), no. 1, 125–154. MR 4106884
- [JT21a] ———, *Reproducing kernels: harmonic analysis and some of their applications*, *Appl. Comput. Harmon. Anal.* **52** (2021), 279–302. MR 4218424
- [JT21b] ———, *Infinite-dimensional analysis—operators in Hilbert space; stochastic calculus via representations, and duality theory*, World Scientific Publishing Co. Pte. Ltd., Hackensack, NJ, [2021] ©2021. MR 4274591
- [JT22] ———, *Reproducing kernels and choices of associated feature spaces, in the form of L^2 -spaces*, *J. Math. Anal. Appl.* **505** (2022), no. 2, Paper No. 125535, 31. MR 4295177
- [KSS20] Ilja Klebanov, Ingmar Schuster, and T. J. Sullivan, *A rigorous theory of conditional mean embeddings*, *SIAM J. Math. Data Sci.* **2** (2020), no. 3, 583–606. MR 4121886
- [LMY16] Yeon Ju Lee, Charles A. Micchelli, and Jungho Yoon, *On multivariate discrete least squares*, *J. Approx. Theory* **211** (2016), 78–84. MR 3547633
- [LRI21] David K. Lim, Naim U. Rashid, and Joseph G. Ibrahim, *Model-based feature selection and clustering of RNA-seq data for unsupervised subtype discovery*, *Ann. Appl. Stat.* **15** (2021), no. 1, 481–508. MR 4255285
- [LS21] Chi-Ken Lu and Patrick Shafto, *Conditional Deep Gaussian Processes: Multi-Fidelity Kernel Learning*, *Entropy* **23** (2021), no. 11, Paper No. 1545. MR 4349381
- [LSTSS16] Guy Lever, John Shawe-Taylor, Ronnie Stafford, and Csaba Szepesvári, *Compressed conditional mean embeddings for model-based reinforcement learning*, *AAAI*, 2016, pp. 1779–1787.
- [LZW21] Tingyu Lai, Zhongzhan Zhang, and Yafei Wang, *A kernel-based measure for conditional mean dependence*, *Comput. Statist. Data Anal.* **160** (2021), Paper No. 107246, 22. MR 4242933
- [LZWK21] Tingyu Lai, Zhongzhan Zhang, Yafei Wang, and Linglong Kong, *Testing independence of functional variables by angle covariance*, *J. Multivariate Anal.* **182** (2021), Paper No. 104711, 15. MR 4187269
- [MGP21] Erfan Mehmanchi, Andrés Gómez, and Oleg A. Prokopyev, *Solving a class of feature selection problems via fractional 0-1 programming*, *Ann. Oper. Res.* **303** (2021), no. 1-2, 265–295. MR 4288278
- [MPWZ16] Charles A. Micchelli, Massimiliano Pontil, Qiang Wu, and Ding-Xuan Zhou, *Error bounds for learning the kernel*, *Anal. Appl. (Singap.)* **14** (2016), no. 6, 849–868. MR 3564937
- [NSW11] P. Niyogi, S. Smale, and S. Weinberger, *A topological view of unsupervised learning from noisy data*, *SIAM J. Comput.* **40** (2011), no. 3, 646–663. MR 2810909
- [PM21] Junhyung Park and Krikamol Muandet, *A measure-theoretic approach to kernel conditional mean embeddings*, 2021.
- [RCOR20] Sayak Ray Chowdhury, Rafael Oliveira, and Fabio Ramos, *Active learning of conditional mean embeddings via bayesian optimisation*, *Proceedings of the 36th Conference on Uncertainty in Artificial Intelligence (UAI) (Jonas Peters and David Sontag, eds.)*, *Proceedings of Machine Learning Research*, vol. 124, PMLR, 03–06 Aug 2020, pp. 1119–1128.
- [SY06] Steve Smale and Yuan Yao, *Online learning algorithms*, *Found. Comput. Math.* **6** (2006), no. 2, 145–170. MR 2228737
- [SZ09] Steve Smale and Ding-Xuan Zhou, *Geometry on probability spaces*, *Constr. Approx.* **30** (2009), no. 3, 311–323. MR 2558684
- [XWCT21] Ping Xu, Yue Wang, Xiang Chen, and Zhi Tian, *COKE: communication-censored decentralized kernel learning*, *J. Mach. Learn. Res.* **22** (2021), Paper No. 196, 35. MR 4329775

- [ZC21] Yikun Zhang and Yen-Chi Chen, *Kernel smoothing, mean shift, and their learning theory with directional data*, J. Mach. Learn. Res. **22** (2021), Paper No. 154, 92. MR 4318510
- [ZL21] Puning Zhao and Lifeng Lai, *Minimax rate optimal adaptive nearest neighbor classification and regression*, IEEE Trans. Inform. Theory **67** (2021), no. 5, 3155–3182. MR 4282408

(PALLE E.T. JORGENSEN) DEPARTMENT OF MATHEMATICS, THE UNIVERSITY OF IOWA, IOWA CITY, IA 52242-1419, U.S.A.

Email address: `palle-jorgensen@uiowa.edu`

(MYUNG-SIN SONG) DEPARTMENT OF MATHEMATICS AND STATISTICS, SOUTHERN ILLINOIS UNIVERSITY EDWARDSVILLE, EDWARDSVILLE, IL 62026, USA

Email address: `msong@siue.edu`

(JAMES F. TIAN) MATHEMATICAL REVIEWS, 416 4TH STREET ANN ARBOR, MI 48103-4816, U.S.A.

Email address: `jft@ams.org`