

COHERENT production of a dark fermion

Pablo M. Candela,^{1,*} Valentina De Romeri,^{1,†} and Dimitrios K. Papoulias^{2,‡}

¹*Instituto de Física Corpuscular (CSIC-Universitat de València),
Parc Científic UV C/ Catedrático José Beltrán, 2 E-46980 Paterna (Valencia) - Spain*

²*Department of Physics, National and Kapodistrian University of Athens,
Zografou Campus GR-15772 Athens, Greece*

We consider the possible production of a new MeV-scale fermion at the COHERENT experiment. The new fermion, belonging to a dark sector, can be produced through the up-scattering process of neutrinos off the nuclei and the electrons of the detector material, via the exchange of a light vector or scalar mediator. We perform a detailed statistical analysis of the combined COHERENT CsI and LAr datasets and obtain up-to-date constraints on the couplings and masses of the dark fermion and mediators. We finally briefly comment about the stability of the dark fermion.

Keywords: neutrinos, CE ν NS, COHERENT, light mediators, dark fermion

I. INTRODUCTION

The neutrino physics picture, while not yet complete, is continuously improving thanks to multiple experimental efforts. On the one hand, there are oscillation experiments [1, 2] which aim at a precise determination of all neutrino mixing parameters [3, 4]. On the other hand, experiments exploiting neutral current neutrino interactions have been proven capable of providing valuable and complementary information to this picture [5]. Among these, the recent observation of coherent elastic neutrino-nucleus scattering (CE ν NS), about four decades after its first theoretical prediction [6], has opened the window to a plethora of physics opportunities [7, 8]. The CE ν NS process has been observed by the COHERENT experiment using two different detectors, one made out of cesium iodide (CsI) [9, 10] and the other of liquid argon (LAr) [11]. The COHERENT experiment is one of the few that currently use neutrinos from a π -DAR (pion decay-at-rest) source. In this particular case, neutrinos are produced at the Spallation Neutron Source (SNS). Other CE ν NS experiments exploiting π -DAR neutrinos are the COHERENT CAPTAIN-Mills (CCM) at the LANSCE Lujan Center [12] and the planned European Spallation Source [13]. Several other experiments currently underway also aim at observing the CE ν NS process. They all rely on a different neutrino source, namely nuclear reactors, and include facilities like CONNIE [14], CONUS [15], ν GEN [16], MINER [17], RICOCHET [18], NUCLEUS [19], TEXONO [20], vIOLETA [21], RED-100 [22], NEON [23], NEWS-G [24] and the Scintillating Bubble Chamber (SBC) [25]. Let us highlight a recent result reported by the Dresden-II Collaboration, claiming a very strong preference for the presence of a CE ν NS component in their data using reactor antineutrinos [26]. The low-energy tail of more energetic neutrino sources can also be exploited to study CE ν NS. This is the case, for instance, of the ν BDX-DRIFT Collaboration which aims at observing CE ν NS induced by decay-in-flight neutrinos produced at the Long Baseline Neutrino Facility (LBNF), using a directional time projection chamber [27, 28].

Measurements of CE ν NS provide many opportunities for precision tests of the Standard Model (SM) parameters [29–36], but also for probing the existence of new physics, for example in the form of new interactions [34, 37–58], nontrivial electromagnetic properties [59–67] or new states [34,

* pamuca@ific.uv.es

† deromeri@ific.uv.es

‡ dkpapoulias@phys.uoa.gr

68–77]. Interestingly, new states with masses lying at the MeV scale (dictated by kinematics arguments) can be produced at accelerator-based facilities like COHERENT. One example is the possible production of a heavy neutral lepton due to the presence of active-sterile neutrino transition magnetic moments, via up-scattering processes [34, 73, 78]. In full generality, not only sterile neutrinos but also other new particles belonging to a dark sector can be within the reach of CE ν NS experiments. In some cases, they can constitute all or part of the dark matter (DM) of the Universe. Indeed, sub-GeV DM particles, while too light to be observed in many conventional DM detectors, may be produced at accelerators [79–81]. Various searches for sub-GeV DM particles have been performed both at COHERENT and at CCM [82–86], leveraging the characteristic timing composition of π -DAR sources which allow to reduce systematic uncertainties [87, 88]. Among low-mass DM scenarios, a dark photon and a leptophobic portal have been previously investigated [86, 89–92].

In this paper, we go beyond the photon- or dark photon-mediated production of new dark-sector particles, generalizing the up-scattering process to new vector and scalar mediators. At this scope, we build upon previous analyses [69, 74, 75, 93, 94] and consider the possible production of a new MeV-scale dark fermion (DF) at COHERENT. By means of a detailed statistical analysis [34], we combine the most recent CsI and LAr datasets and infer constraints on the DF parameter space. Reference [69] already considered the possible production of a new fermion at CE ν NS experiments, assuming that it couples to neutrinos and quarks via a singlet scalar. In [93] loop effects in the up-scattering of neutrinos with CE ν NS, also mediated by a scalar particle, have been studied. Ref. [94] also studied the possible production of a DF at CE ν NS experiments, focusing on dimension-6 effective generalized interactions, analyzing old CsI (2017) data and providing sensitivities for a future LAr detector. We improve upon these previous results by analyzing new COHERENT datasets (CsI, 2021 [10] and LAr, 2020 [11]) and by including timing information in the data analysis. We also consider the possible production of the DF from the neutrino-electron scattering (ES) on an atomic nucleus, which in some parts of the parameter space drastically enhances the expected signal at the CsI detector. Going one step beyond Refs. [69, 94] we further extend the analysis addressing both (light) scalar and vector mediators. Notice that the possible production of an exotic fermion from neutrino-electron scattering experiments had been studied in [75], focusing on effective operators. Reference [74] instead considered loop effects on vector and axial-vector contributions in the up-scattering process at COHERENT, using the old CsI data. Finally, the effective operators leading to the up-scattering interactions of interest here have been investigated in the context of DM absorption at direct detection experiments in [95, 96]. In this work, we recompute all the relevant cross sections and provide their full expressions, to be able to explore the explicit dependence of both CE ν NS and ES cross sections on the mediator and the DF masses. We conclude with a brief discussion about the stability of the DF.

Our paper is organized as follows. In Sec. II we describe how the dark fermion can be produced through up-scattering, from the interaction of an incoming neutrino with the nuclei or the atomic electrons of the detector. In Sec. III we discuss the expected signal and provide details of the statistical analysis. In Sec. IV we present our results, in terms of exclusion regions in the dark fermion parameter space. Finally, we summarize our results in Section V.

II. PRODUCTION OF A DARK FERMION AT COHERENT

We consider the possible production of a DF χ at COHERENT, from the up-scattering of neutrinos produced at the SNS on the nuclei of the detector:

$$\nu_\alpha \mathcal{N} \rightarrow \chi \mathcal{N}, \quad \nu_\alpha = \nu_\mu, \bar{\nu}_\mu, \nu_e. \quad (1)$$

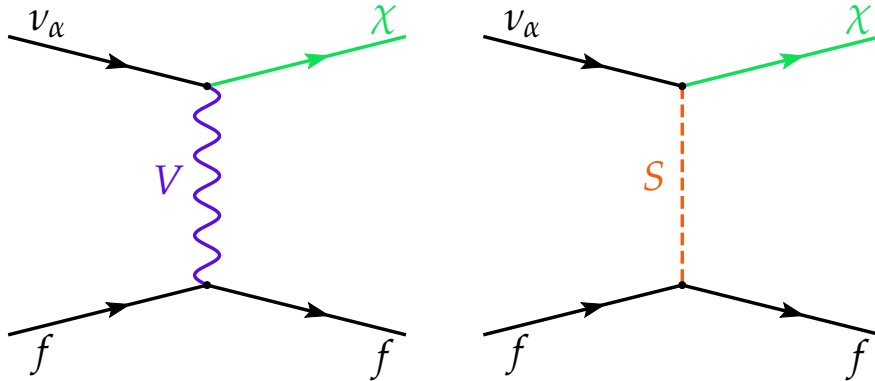


FIG. 1: Feynman diagrams for the $\nu_\alpha f \rightarrow \chi f$ process ($f = u, d, e^-$), mediated by a vector (on the left) or a scalar (on the right) particle.

In the case of the COHERENT-CsI detector, ES events are also important as they can mimic the CE ν NS signal, so we also consider the DF production from neutrinos scattering off atomic electrons:

$$\nu_\alpha e^- \rightarrow \chi e^-, \quad \nu_\alpha = \nu_\mu, \bar{\nu}_\mu, \nu_e. \quad (2)$$

The relevant Feynman diagrams are depicted in Fig. 1.

In a simplified phenomenological scenario, we assume that at energies below the electroweak scale the SM Lagrangian is extended by

$$\begin{aligned} \mathcal{L}_{\text{DF}}^{\text{V}} &\supseteq V_\mu \bar{\chi} \gamma^\mu (g_{\chi L} P_L + g_{\chi R} P_R) \nu_\alpha + V_\mu \sum_f \bar{f} \gamma^\mu (g_{fL} P_L + g_{fR} P_R) f + \text{H.c.}, \\ \mathcal{L}_{\text{DF}}^{\text{S}} &\supseteq S \bar{\chi} (g_{\chi L} P_L + g_{\chi R} P_R) \nu_\alpha + S \sum_f \bar{f} (g_{fL} P_L + g_{fR} P_R) f + \text{H.c.}, \end{aligned} \quad (3)$$

thus encoding new neutrino-DF interactions mediated by either a real scalar (S) or a vector (V_μ) mediator, also coupling to the charged fermions of the first family, i.e., $f = u, d, e^-$. The strength of the interaction is quantified by the couplings $g_{\chi L}$ and $g_{\chi R}$ for the vertex of χ with the mediator and the neutrino (we assume this coupling to be identical for all neutrino flavors), and g_{fL} and g_{fR} for the vertex of f and the mediator. The subscripts L and R in the couplings denote their left- and right-handed components, while P_L and P_R are the left- and right-handed chiral projectors, respectively. Given the nature of neutrinos in the SM, we notice that $g_{\chi R} = 0$. While in the present work we decide to remain agnostic of the origin of such interactions, we refer the reader to [56, 94, 97, 98] for a discussion on possible UV-completed models leading to such low-scale interactions. Notice also that we consider the most general case of light mediators, which can give rise to interesting spectral features at CE ν NS experiments like COHERENT. As a consequence, a dependence on the mediator mass and the momentum transfer will appear in the up-scattering cross sections, from the propagator. We should mention that several constraints may apply to such light-mediator scenarios, including laboratory limits from fixed-target and beam-dump experiments, rare decays and accelerator data (see for instance [99, 100]). Most of these constraints require the new mediator to couple to charged leptons and depend on the Lorentz structure of the coupling. Scalar interactions are also constrained by neutrino masses, to which they can contribute

at the loop level. Moreover, light new particles coupling to neutrinos and matter fields can also affect the dynamics of stellar cooling and supernovae [49, 97] and big bang nucleosynthesis (BBN).

Given the Lagrangians in Eq. (3) and the diagrams shown in Fig. 1, we can compute the relevant $\nu_\alpha \mathcal{N} \rightarrow \chi \mathcal{N}$ cross sections for the vector (V) and scalar (S) mediators, in terms of the nuclear recoil energy E_{nr} . Note that the following expressions hold for both neutrinos and antineutrinos¹ and are therefore applicable to all components of the SNS neutrino flux. The up-scattering cross section for the vector case reads

$$\begin{aligned} \left. \frac{d\sigma_{\nu_\alpha \mathcal{N}}}{dE_{\text{nr}}} \right|_{\text{CE}\nu\text{NS}}^{\text{V}}(E_\nu, E_{\text{nr}}) &= \frac{9 m_{\mathcal{N}}}{4\pi (m_V^2 + 2m_{\mathcal{N}}E_{\text{nr}})^2} F_W^2(|\mathbf{q}|^2) A^2 g_V^4 \\ &\times \left[\left(2 - \frac{m_{\mathcal{N}}E_{\text{nr}}}{E_\nu^2} - \frac{2E_{\text{nr}}}{E_\nu} + \frac{E_{\text{nr}}^2}{E_\nu^2} \right) - \frac{m_\chi^2}{2E_\nu^2} \left(1 + \frac{2E_\nu}{m_{\mathcal{N}}} - \frac{E_{\text{nr}}}{m_{\mathcal{N}}} \right) \right], \end{aligned} \quad (4)$$

where E_ν is the incident neutrino energy, m_χ is the mass of the DF, m_V is the vector mediator mass, $m_{\mathcal{N}}$ is the nuclear mass and A is the mass number. The vector coupling has been defined as $g_V \equiv \sqrt{g_{\chi L} g_f}$ (we refer to Appendix A for more details). In the present work, nuclear-physics effects are incorporated through the nuclear form factor $F_W(|\mathbf{q}|^2)$, for which we adopt the Klein-Nystrand parametrization, defined as

$$F_W(|\mathbf{q}|^2) = 3 \frac{j_1(|\mathbf{q}| R_A)}{|\mathbf{q}| R_A (1 + a_k^2 |\mathbf{q}|^2)}, \quad (5)$$

where $j_1(x) = \sin(x)/x^2 - \cos(x)/x$ is the spherical Bessel function of order one, $|\mathbf{q}| \approx \sqrt{2m_{\mathcal{N}}E_{\text{nr}}}$ represents the magnitude of the three-momentum transfer, $R_A = 1.23 A^{1/3}$ fm is the nuclear radius and $a_k = 0.7$ fm is the Yukawa potential range.

The scalar mediator cross section, on the other hand, is given by

$$\begin{aligned} \left. \frac{d\sigma_{\nu_\alpha \mathcal{N}}}{dE_{\text{nr}}} \right|_{\text{CE}\nu\text{NS}}^{\text{S}}(E_\nu, E_{\text{nr}}) &= \frac{m_{\mathcal{N}}}{8\pi (m_S^2 + 2m_{\mathcal{N}}E_{\text{nr}})^2} C_S^4 F_W^2(|\mathbf{q}|^2) \\ &\times \left(2 + \frac{E_{\text{nr}}}{m_{\mathcal{N}}} \right) \left(\frac{m_{\mathcal{N}}E_{\text{nr}}}{E_\nu^2} + \frac{m_\chi^2}{2E_\nu^2} \right). \end{aligned} \quad (6)$$

where m_S is the scalar mediator mass and C_S is the scalar coupling. It is defined as

$$C_S^2 \equiv g_S^2 \left(Z \sum_{q=u,d} \frac{m_p}{m_q} f_{T_q}^{(p)} + N \sum_{q=u,d} \frac{m_n}{m_q} f_{T_q}^{(n)} \right), \quad (7)$$

where $g_S \equiv \sqrt{g_{\chi L} g_f}$, Z is the number of protons of the nucleus and $N = A - Z$ is the number of neutrons, m_p and m_n are the proton and neutron masses, respectively, and m_q is the quark mass. Here, $f_{T_q}^{(p)}$ and $f_{T_q}^{(n)}$ indicate the quark-mass contributions to the nucleon (proton and neutron) mass. While observing that the determination of these values is still uncertain [101, 102], in the following we fix [102]

$$f_{T_u}^{(p)} = 0.026, \quad f_{T_u}^{(n)} = 0.018, \quad (8)$$

$$f_{T_d}^{(p)} = 0.038, \quad f_{T_d}^{(n)} = 0.056. \quad (9)$$

¹ We have checked that the squared amplitude is the same in both cases, after applying the sum over spins.

We have checked that using a different value [103] would change the value of C_S^2 by a factor of $\sim 30\%$, at most, however the sensitivity on g_S remains essentially unaffected.

Possible axial-vector and pseudoscalar contributions are in general suppressed by the nuclear spin as detailed in Ref. [43]. Let us also note that in the present analysis, the left- and right-handed DF couplings are taken to be equal in Eq. (3), thus axial-vector and pseudoscalar contributions are vanishing (see Appendix A).

Next, we provide expressions for the production of a DF via ES on an atomic nucleus \mathcal{A} containing Z protons. Since the electrons are bound in \mathcal{A} , for a given energy deposition E_{er} the relevant cross sections are expressed as the product of the free ES cross section times the effective charge $Z_{\text{eff}}^{\mathcal{A}}(E_{\text{er}})$, as

$$\begin{aligned} \left. \frac{d\sigma_{\nu\alpha\mathcal{A}}}{dE_{\text{er}}} \right|_{\text{ES}}^{\text{V}}(E_{\nu}, E_{\text{er}}) &= Z_{\text{eff}}^{\mathcal{A}}(E_{\text{er}}) \frac{m_e g_V^4}{4\pi (m_V^2 + 2m_e E_{\text{er}})^2} \\ &\times \left[\left(2 - \frac{m_e E_{\text{er}}}{E_{\nu}^2} - \frac{2E_{\text{er}}}{E_{\nu}} + \frac{E_{\text{er}}^2}{E_{\nu}^2} \right) - \frac{m_{\chi}^2}{2E_{\nu}^2} \left(1 + \frac{2E_{\nu}}{m_e} - \frac{E_{\text{er}}}{m_e} \right) \right], \end{aligned} \quad (10)$$

$$\left. \frac{d\sigma_{\nu\alpha\mathcal{A}}}{dE_{\text{er}}} \right|_{\text{ES}}^{\text{S}}(E_{\nu}, E_{\text{er}}) = Z_{\text{eff}}^{\mathcal{A}}(E_{\text{er}}) \frac{m_e g_S^4}{8\pi (m_S^2 + 2m_e E_{\text{er}})^2} \left(2 + \frac{E_{\text{er}}}{m_e} \right) \left(\frac{m_{\chi}^2}{2E_{\nu}^2} + \frac{m_e E_{\text{er}}}{E_{\nu}^2} \right), \quad (11)$$

where m_e is the electron mass. The effective charges $Z_{\text{eff}}^{\mathcal{A}}(E_{\text{er}})$ for Cs and I isotopes are given in Appendix B.

A few comments are in order. First, let us note that in the limit $m_{\chi} \rightarrow 0$ one recovers exactly the expressions for CE ν NS and ES with new light mediators (see for instance [34, 104, 105]). Second, throughout the manuscript we will assume that the new mediators couple equally to either u , d or e^- . The hypothesis of universal couplings reduces the degrees of freedom simplifying the analysis, thus allowing us to express the results in terms of a single coupling, namely g_S or g_V , and the corresponding mediator and DF masses. While this model is anomalous, it can be made anomaly-free by introducing new particles, which may also belong to the dark sector [56]. Moreover, while the scalar and vector DF cross sections can in principle involve flavor-dependent terms, in the present work we restrict to DF-production cross sections which are flavor-blind. It is finally important to note that the DF mass is constrained from above: $m_{\chi} \leq \sqrt{m(m_{\mu} + m)} - m$, where m is the mass of the fixed target ($m_{\mathcal{N}}$ or m_e) and m_{μ} is the muon mass. This bound is dictated by kinematics and implies that the process shown in Fig. 1 will not occur if m_{χ} is above that limit. For the sake of completeness, let us conclude mentioning that the SM CE ν NS and ES cross sections are well-known results in the literature and can be found in, e.g., Refs. [7] and [106]. In the SM expressions for both CE ν NS and ES, the $V - A$ interference term appears with a different sign for neutrino or antineutrino scattering. However, in the case of CE ν NS, the axial contributions are tiny for the nuclei of interest in the present work and hence neglected in our calculations². Moreover, while in the SM the CE ν NS cross section is flavor-blind, the SM ES cross section is different for $\nu_e - e^-$ compared to $\nu_{\mu,\tau} - e^-$ scattering. The reason is that the former acquires contributions from both charged- and neutral-currents, while for the latter only neutral-currents are relevant. Before closing our discussion let us clarify that there is no interference between the vector/scalar CE ν NS cross sections and the SM one. The same holds for the ES contribution.

² In the SM case, angular momentum conservation implies that the axial-vector contribution to the CE ν NS cross section vanishes for even-even nuclei, while for the other cases the contribution is tiny, especially for heavy nuclei [37].

III. DATA ANALYSIS

We now proceed to analyze the most recent COHERENT datasets, from the CsI [10] and LAr [107] detectors. In each case, we take into account energy and timing information as well as all relevant systematic effects, as done in Ref. [34]. Moreover, in the CsI case, we also include possible contributions from ES events [34, 108, 109], which turn out to be relevant especially in the vector-mediated scenario. In the analysis of the LAr dataset, the measurement of the ratio of the integrated photomultiplier amplitude and the total amplitude in the first 90 ns (F_{90}) allows to distinguish between CE ν NS-induced nuclear recoils and ES-induced electron recoils and therefore we do not include the ES contribution.

For the COHERENT-CsI (COHERENT-LAr) analysis, we assume a detector mass $m_{\text{det}} = 14.6$ (24) kg located at a distance $L = 19.3$ (27.5) m from the SNS source. For the calculation of CE ν NS events, $N_{ij}^{\text{CE}\nu\text{NS}}(\mathcal{N})$, we follow the procedure described in Ref. [34]. The expected number of DF or SM events, on a nuclear target \mathcal{N} , per neutrino flavor, ν_α , and in each nuclear recoil energy bin i is given by

$$N_{i,\nu_\alpha,\kappa}^{\text{CE}\nu\text{NS}}(\mathcal{N}) = N_{\text{target}} \int_{E_{\text{nr}}^i}^{E_{\text{nr}}^{i+1}} dE_{\text{nr}} \epsilon_E(E_{\text{nr}}) \int_{E'_{\text{nr}}^{\text{min}}}^{E'_{\text{nr}}^{\text{max}}} dE'_{\text{nr}} \mathcal{R}(E_{\text{nr}}, E'_{\text{nr}}) \times \int_{E'_{\text{nr}}^{\text{min}}}^{E'_{\text{nr}}^{\text{max}}} dE_\nu \frac{dN_{\nu_\alpha}}{dE_\nu}(E_\nu) \left. \frac{d\sigma_{\nu_\alpha\mathcal{N}}}{dE'_{\text{nr}}} \right|_{\text{CE}\nu\text{NS}}^\kappa(E_\nu, E'_{\text{nr}}), \quad (12)$$

where $N_{\text{target}} = N_A m_{\text{det}}/M_{\text{target}}$ is the number of target atoms in the detector, with N_A being the Avogadro's constant and M_{target} the molar mass of the detector material. Index κ accounts for the different interactions, namely $\kappa = \{\text{SM}, \text{S}, \text{V}\}$. The three components of the differential π -DAR neutrino flux produced at the SNS read

$$\begin{aligned} \frac{dN_{\nu_\mu}}{dE_\nu}(E_\nu) &= \eta \delta\left(E_\nu - \frac{m_\pi^2 - m_\mu^2}{2m_\pi}\right) && \text{(prompt)}, \\ \frac{dN_{\bar{\nu}_\mu}}{dE_\nu}(E_\nu) &= \eta \frac{64E_\nu^2}{m_\mu^3} \left(\frac{3}{4} - \frac{E_\nu}{m_\mu}\right) && \text{(delayed)}, \\ \frac{dN_{\nu_e}}{dE_\nu}(E_\nu) &= \eta \frac{192E_\nu^2}{m_\mu^3} \left(\frac{1}{2} - \frac{E_\nu}{m_\mu}\right) && \text{(delayed)}, \end{aligned} \quad (13)$$

(m_π is the pion mass) and are normalized to $\eta = rN_{\text{POT}}/4\pi L^2$, where r denotes the number of neutrinos per flavor produced for each proton on target (POT). For the CsI detector $r = 0.0848$ and $N_{\text{POT}} = 3.198 \times 10^{23}$, while for the LAr detector $r = 0.009$ and $N_{\text{POT}} = 1.38 \times 10^{23}$. The

integration limits read

$$\begin{aligned}
E_\nu^{\min}(E'_{\text{nr}}) &= \frac{2m_{\mathcal{N}}(E'_{\text{nr}})^2 + m_\chi^2 E'_{\text{nr}}}{4m_{\mathcal{N}}E'_{\text{nr}}} \\
&+ \frac{\sqrt{\left(2m_{\mathcal{N}}(E'_{\text{nr}})^2 + m_\chi^2 E'_{\text{nr}}\right)^2 + 2m_{\mathcal{N}}E'_{\text{nr}}\left(m_\chi^4 + 4m_{\mathcal{N}}^2(E'_{\text{nr}})^2 + 4m_{\mathcal{N}}m_\chi^2 E'_{\text{nr}}\right)}}{4m_{\mathcal{N}}E'_{\text{nr}}} \\
&\approx \sqrt{\frac{m_{\mathcal{N}}E'_{\text{nr}}}{2}} \left(1 + \frac{m_\chi^2}{2m_{\mathcal{N}}E'_{\text{nr}}}\right), \\
E_\nu^{\max} &= \frac{m_\mu}{2}, \\
E'_{\text{nr}}^{\min(\max)} &= \frac{2m_{\mathcal{N}}(E_\nu^{\max})^2 - m_\chi^2(E_\nu^{\max} + m_{\mathcal{N}}) \left(\begin{smallmatrix} - \\ + \end{smallmatrix}\right) E_\nu^{\max} \sqrt{4m_{\mathcal{N}}^2(E_\nu^{\max})^2 - 4m_{\mathcal{N}}m_\chi^2(E_\nu^{\max} + m_{\mathcal{N}}) + m_\chi^4}}}{2m_{\mathcal{N}}(2E_\nu^{\max} + m_{\mathcal{N}})}. \tag{14}
\end{aligned}$$

Notice that when $m_\chi \rightarrow 0$ the integration limits relevant to the SM case are recovered. The remaining detector-specific quantities, namely the energy resolution function $\mathcal{R}(E_{\text{nr}}, E'_{\text{nr}})$ relating the true nuclear recoil energy (E'_{nr}) with the reconstructed one (E_{nr}) as well as the energy-dependent detector efficiency $\epsilon_E(E_{\text{nr}})$ are explained in detail in Appendix C.

We further include timing information in the analysis, by distributing the predicted $N_{i,\nu_\alpha,\kappa}^{\text{CE}\nu\text{NS}}(\mathcal{N})$ in each time bin j . We use the time distributions $\mathcal{P}_T^{\nu_\alpha}(t_{\text{rec}})$ of $\nu_\alpha = \nu_\mu, \bar{\nu}_\mu, \nu_e$ given in [10, 110], normalized to 6 μs . Finally, the predicted event number, per observed nuclear recoil energy and time bins i, j is given by

$$N_{ij,\kappa}^{\text{CE}\nu\text{NS}}(\mathcal{N}) = \sum_{\nu_\alpha = \nu_e, \nu_\mu, \bar{\nu}_\mu} \int_{t_{\text{rec}}^j}^{t_{\text{rec}}^{j+1}} dt_{\text{rec}} \mathcal{P}_T^{\nu_\alpha}(t_{\text{rec}}, \alpha_6) \epsilon_T(t_{\text{rec}}) N_{i,\nu_\alpha,\kappa}^{\text{CE}\nu\text{NS}}(\mathcal{N}), \tag{15}$$

where $\epsilon_T(t_{\text{rec}})$ is the time-dependent efficiency. Notice that we include an additional nuisance parameter on the beam timing, i.e. α_6 [34] (for details, see the discussion below and in Appendix C). Then, the total CE ν NS event rate is simply given by

$$\begin{aligned}
N_{ij}^{\text{CE}\nu\text{NS}} &= \sum_{\kappa=\text{SM,V}} \sum_{\mathcal{N}} N_{ij,\kappa}^{\text{CE}\nu\text{NS}}(\mathcal{N}) && \text{(vector mediator),} \\
N_{ij}^{\text{CE}\nu\text{NS}} &= \sum_{\kappa=\text{SM,S}} \sum_{\mathcal{N}} N_{ij,\kappa}^{\text{CE}\nu\text{NS}}(\mathcal{N}) && \text{(scalar mediator),}
\end{aligned} \tag{16}$$

where the inner sum runs over the Cs and I isotopes for the case of CsI detector, while for the case of LAr the inner sum is trivially dropped.

Similarly to the CE ν NS case described above, the expected number of DF (or SM) ES events, on an atomic nucleus \mathcal{A} , per neutrino flavor, ν_α , and in each electron recoil energy bin i is given by

$$\begin{aligned}
N_{i,\nu_\alpha,\kappa}^{\text{ES}}(\mathcal{A}) &= N_{\text{target}} \int_{E_{\text{er}}^i}^{E_{\text{er}}^{i+1}} dE_{\text{er}} \epsilon_E(E_{\text{er}}) \int_{E'_{\text{nr}}^{\min}}^{E'_{\text{nr}}^{\max}} dE'_{\text{nr}} \mathcal{R}(E_{\text{er}}, E'_{\text{nr}}) \\
&\times \int_{E_\nu^{\min}(E'_{\text{er}})}^{E_\nu^{\max}} dE_\nu \frac{dN_{\nu_\alpha}}{dE_\nu}(E_\nu) \frac{d\sigma_{\nu_\alpha\mathcal{A}}}{dE'_{\text{er}}}\Big|_{\text{ES}}^\kappa(E_\nu, E'_{\text{er}}). \tag{17}
\end{aligned}$$

The nuclear recoil energy and the corresponding electron-equivalent energy are related via the quenching factor (QF) (see Appendix C for details), while the integration limits are given by Eq. (14) via the substitutions $m_{\mathcal{N}} \rightarrow m_e$ and $E'_{\text{nr}} \rightarrow E'_{\text{er}}$ ³. Then, the corresponding event rate per observed electron recoil energy i and time bin j is given by

$$N_{ij,\kappa}^{\text{ES}}(\mathcal{A}) = \sum_{\nu_\alpha = \nu_e, \nu_\mu, \bar{\nu}_\mu} \int_{t_{\text{rec}}^j}^{t_{\text{rec}}^{j+1}} dt_{\text{rec}} \mathcal{P}_T^{\nu_\alpha}(t_{\text{rec}}, \alpha_6) \epsilon_T(t_{\text{rec}}) N_{i,\nu_\alpha,\kappa}^{\text{ES}}(\mathcal{A}). \quad (18)$$

Finally, the total ES event rate is simply given by

$$\begin{aligned} N_{ij}^{\text{ES}} &= \sum_{\kappa=\text{SM,V}} \sum_{\mathcal{N}} N_{ij,\kappa}^{\text{ES}}(\mathcal{A}) && \text{(vector mediator),} \\ N_{ij}^{\text{ES}} &= \sum_{\kappa=\text{SM,S}} \sum_{\mathcal{N}} N_{ij,\kappa}^{\text{ES}}(\mathcal{A}) && \text{(scalar mediator),} \end{aligned} \quad (19)$$

see the discussion below Eq. (16).

For the statistical analysis of COHERENT data we rely on the following Poissonian least-squares function [34]

$$\chi_{\text{CsI}}^2 \Big|_{\text{CE}\nu\text{NS}+\text{ES}} = 2 \sum_{i=1}^9 \sum_{j=1}^{11} \left[N_{ij}^{\text{th}} - N_{ij}^{\text{exp}} + N_{ij}^{\text{exp}} \ln \left(\frac{N_{ij}^{\text{exp}}}{N_{ij}^{\text{th}}} \right) \right] + \sum_{k=0}^5 \left(\frac{\alpha_k}{\sigma_k} \right)^2. \quad (20)$$

The predicted number of events, including CE ν NS, DF and background events, is defined as

$$\begin{aligned} N_{ij}^{\text{th}} &= (1 + \alpha_0 + \alpha_5) N_{ij}^{\text{CE}\nu\text{NS}}(\alpha_4, \alpha_6, \alpha_7) + (1 + \alpha_0) N_{ij}^{\text{ES}}(\alpha_6, \alpha_7) \\ &+ (1 + \alpha_1) N_{ij}^{\text{BRN}}(\alpha_6) + (1 + \alpha_2) N_{ij}^{\text{NIN}}(\alpha_6) + (1 + \alpha_3) N_{ij}^{\text{SSB}}. \end{aligned} \quad (21)$$

These expressions involve several nuisances (α_i) together with their associated uncertainties (σ_i). In particular, $\sigma_0 = 11\%$ encodes efficiency and flux uncertainties; $\sigma_1 = 25\%$, $\sigma_2 = 35\%$ and $\sigma_3 = 2.1\%$ are related to the backgrounds, beam related neutrons (BRN), neutrino induced neutrons (NIN) and steady state background (SSB), respectively. Finally, $\sigma_5 = 3.8\%$ is associated to the QF. Notice that the number of events $N_{ij}^{\text{CE}\nu\text{NS}}$, N_{ij}^{DF} and N_{ij}^{ES} also include nuisance parameters: α_4 , which enters the nuclear form factor and thus affects only the CE ν NS number of events⁴, with $\sigma_4 = 5\%$; α_6 accommodates the uncertainty in beam timing with no prior assigned, while α_7 allows for deviations of the uncertainty in the CE ν NS efficiency. We refer the reader to Ref. [34] for further details about the statistical analysis.

For the COHERENT-LAr χ^2 analysis we instead consider the following Gaussian least-squares function, based on [34, 56]

$$\chi_{\text{LAr}}^2 = \sum_{i=1}^{12} \sum_{j=1}^{10} \left(\frac{N_{ij}^{\text{th}} - N_{ij}^{\text{exp}}}{\sigma_{ij}} \right)^2 + \sum_{k=0,3,4,8} \left(\frac{\beta_k}{\sigma_k} \right)^2 + \sum_{k=1,2,5,6,7} (\beta_k)^2, \quad (22)$$

with the experimental uncertainty being $\sigma_{ij}^2 = N_{ij}^{\text{exp}} + N_{ij}^{\text{SSB}}/5$, while the theoretical signal is calculated as

$$\begin{aligned} N_{ij}^{\text{th}} &= (1 + \beta_0 + \beta_1 \Delta_{\text{CE}\nu\text{NS}}^{F_{90+}} + \beta_1 \Delta_{\text{CE}\nu\text{NS}}^{F_{90-}} + \beta_2 \Delta_{\text{CE}\nu\text{NS}}^{t_{\text{trig}}}) N_{ij}^{\text{CE}\nu\text{NS}} + (1 + \beta_3) N_{ij}^{\text{SSB}} \\ &+ (1 + \beta_4 + \beta_5 \Delta_{\text{pBRN}}^{E_+} + \beta_5 \Delta_{\text{pBRN}}^{E_-} + \beta_6 \Delta_{\text{pBRN}}^{t_{\text{trig}}^+} + \beta_6 \Delta_{\text{pBRN}}^{t_{\text{trig}}^-} + \beta_7 \Delta_{\text{pBRN}}^{t_{\text{trig}}^w}) N_{ij}^{\text{pBRN}} \\ &+ (1 + \beta_8) N_{ij}^{\text{dBRN}}. \end{aligned} \quad (23)$$

³ The approximated expression given for $E_{\nu}^{\text{min}}(E'_{\text{nr}})$ in Eq. (14) is only valid for CE ν NS, not for ES.

⁴ This is done by introducing the nuisance parameter α_4 in the nuclear radius entering Eq. (5) such that $R_A = 1.23 A^{1/3} (1 + \alpha_4)$.

Here, the nuisance parameters β_0 , β_3 , β_4 and β_8 account for the normalization uncertainties of CE ν NS, SS, prompt BRN (pBRN) and delayed BRN (dBRN) rates, with $\{\sigma_0, \sigma_3, \sigma_4, \sigma_8\} = \{0.13, 0.0079, 0.32, 1.0\}$ [11]. Relevant systematic effects affecting the shape uncertainties of the CE ν NS and pBRN rates are also taken into account through the nuisance parameters $\beta_1, \beta_2, \beta_5, \beta_6$ and β_7 . In particular, β_1 and β_2 account for the uncertainty on the CE ν NS shape due to existing systematic uncertainties on the $\pm 1\sigma$ energy distributions of the F_{90} parameter ($\Delta_{\text{CE}\nu\text{NS}}^{F_{90\pm}}$) and due to the mean time to trigger distribution ($\Delta_{\text{CE}\nu\text{NS}}^{\text{trig}}$), respectively. On the other hand β_5, β_6 and β_7 are introduced to quantify the pBRN shape uncertainty due to the corresponding uncertainty on the $\pm 1\sigma$ energy distributions ($\Delta_{\text{pBRN}}^{E_{\pm}}$), the $\pm 1\sigma$ mean time to trigger distributions ($\Delta_{\text{pBRN}}^{\text{trig}}$) as well as the trigger width distribution ($\Delta_{\text{pBRN}}^{\text{trig}^w}$). The latter five distributions are defined as

$$\Delta_{\lambda}^{\xi_{\lambda}} = \frac{N_{ij}^{\lambda, \xi_{\lambda}} - N_{ij}^{\lambda, \text{CV}}}{N_{ij}^{\lambda, \text{CV}}}, \quad (24)$$

with $\lambda = \{\text{CE}\nu\text{NS}, \text{pBRN}\}$ and ξ_{λ} corresponding to the different source uncertainties affecting the CE ν NS or pBRN shapes. In the definition of Eq. (24) the superscript ‘‘CV’’ denotes the central values of the CE ν NS or pBRN distributions, available in the COHERENT-LAr data release [107]. Before closing this discussion, let us note that the β_0 component includes several uncertainties accounting for the flux (10%), efficiency (3.6%), energy calibration (0.8%), the calibration of the pulse-shape discrimination parameter F_{90} (7.8%), QF (1%), and nuclear form factor (2%) [11].

IV. RESULTS

In this section, we present the obtained constraints on the DF parameter space from the combined analysis of COHERENT data from the CsI [10] and LAr [11] detectors. We start discussing the results for the vector-mediator case and then we proceed to the scalar one. We further compare our results with existing limits in the literature (when applicable). We finally briefly comment about the stability of the DF and a possible connection to the dark matter.

A. Vector mediator

In the following, we refer to the Lagrangian given in Eq. (3) and to the cross sections given in Eqs. (4) and (10). Thanks to the redefinition of the coupling $g_V \equiv \sqrt{g_{\chi L} g_f}$, with $f = u, d$ for CE ν NS and $f = e^-$ for ES, we can express our results in terms of the relevant parameters, namely the DF mass (m_{χ}), the mediator mass (m_V) and the coupling (g_V). This simplification is based on the assumption that the vector mediator has universal couplings to both quarks and electrons.

We start our analysis by fixing m_{χ} and letting the mediator mass and the coupling vary. In Fig. 2 we choose several fixed values of m_{χ} ($m_{\chi} = 0.1, 10$ and 50 MeV, shown with darker to lighter shades) and plot the 90% C.L. exclusion regions (assuming 2 d.o.f.) for the CsI (top-left) and LAr (top-right) COHERENT data. We also perform a combined CsI+LAr data analysis (bottom-left) and we finally compare the three results (CsI, LAr and the combined CsI+LAr) for the most constraining case, corresponding to $m_{\chi} = 0.1$ MeV (bottom-right). The most notable difference among the two datasets is that CsI data lead to a significantly improved sensitivity compared to the LAr data in the low mass region, due to the inclusion of the ES events in the analysis. However, only the $m_{\chi} = 0.1$ MeV case seems to be sensitive to this effect. This is due to the fact that the mass of the produced DF is bounded from above. Indeed, as explained in Sec. II, there is an upper

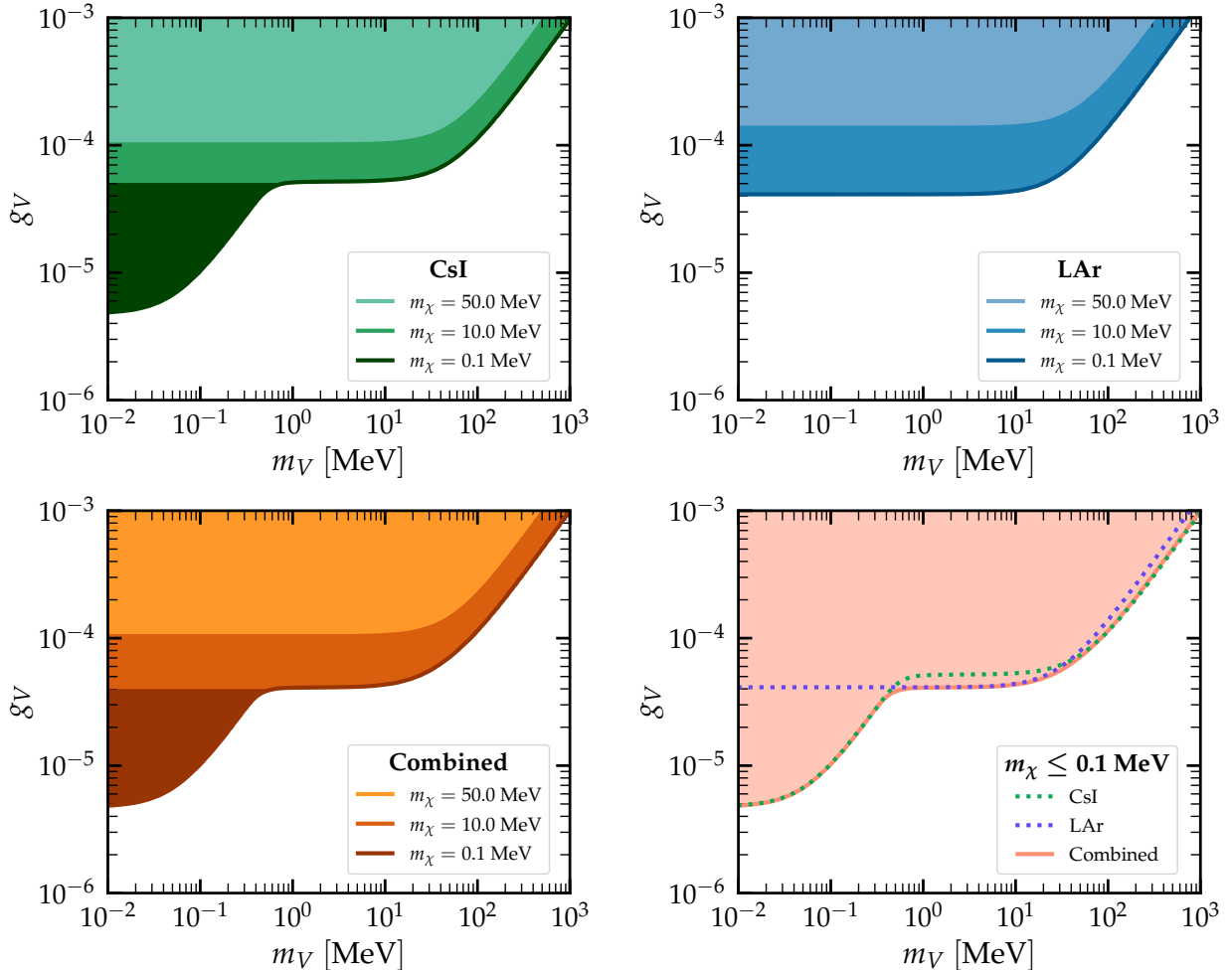


FIG. 2: 90% C.L. (2 d.o.f.) exclusion regions in the $m_V - g_V$ plane, for the vector-mediator case. Different fixed values of m_χ are considered. The top row shows the analysis done with the CsI (left) and LAr (right) COHERENT data, while the bottom row shows the combined analysis (left) and a comparison between the different analyses for the most constraining case (right).

limit on m_χ dictated by the kinematics of the up-scattering process. In particular, for CE ν NS on Cs or I nuclei, $m_\chi \lesssim 53$ MeV, while for ES the bound is lower, $m_\chi \lesssim 7$ MeV.

In the intermediate region, LAr is more sensitive than CsI, whereas in the high mass region, CsI data lead to more stringent constraints. In the limit of heavy mediator masses⁵, i.e. $m_V \gg |\mathbf{q}|$, or equivalently $m_V \gtrsim 100$ MeV, the data start to lose sensitivity on g_V , since the cross section gets suppressed due to the presence of the mediator mass in the denominator. On the contrary, when $m_V \ll |\mathbf{q}|$ the cross section becomes independent of m_V and the exclusion contour reaches a plateau. We further find that the $m_\chi = 50$ MeV benchmark leads to a less stringent constraint on g_V in the low-mass region, compared to the $m_\chi = 10$ MeV one. This is due to the fact that the term proportional to m_χ in the kinetic factor of the cross section (see Eq. (4)) is subtracting the term on the left. Thus, a larger coupling g_V is required in order to produce a sizeable number of events, comparable to the experimental one. On the contrary, if m_χ decreases, then the coupling can also decrease and the corresponding constraint is stronger. Finally, in the limit $m_\chi \rightarrow 0$, the

⁵ This limit corresponds to the case of effective couplings $\epsilon^V \equiv \sqrt{2}g_V^2 / (G_F m_V^2)$ explored in Ref. [75].

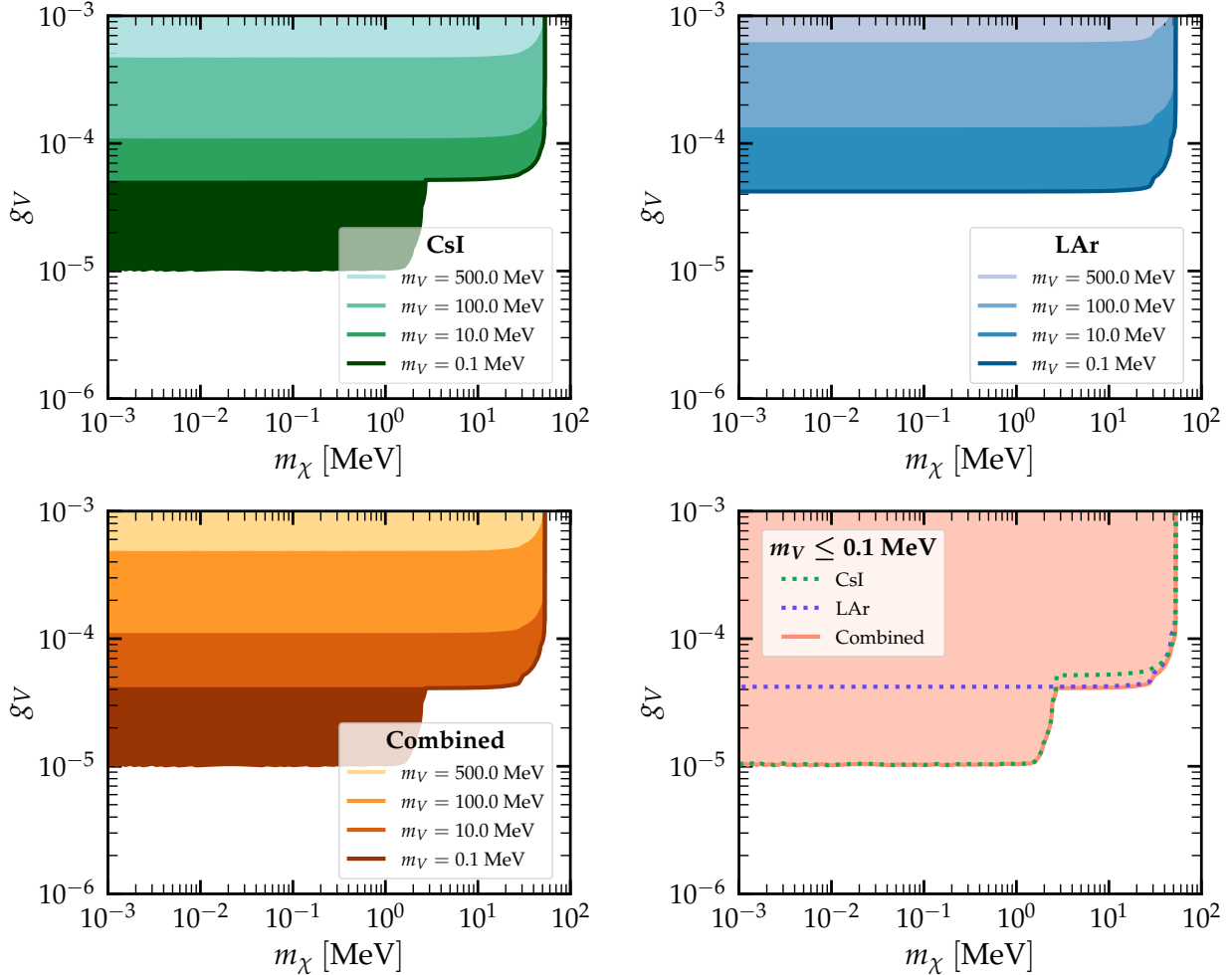


FIG. 3: 90% C.L. (2 d.o.f.) exclusion regions in the $m_\chi - g_V$ plane, for the vector-mediator case. Different fixed values of m_V are considered.

light mediator case from [34] is recovered, barring a small factor due to the absence of interference terms between the SM and the new physics interactions in the DF scenario. We have furthermore checked that the limits saturate for $m_\chi \lesssim 0.1$ MeV, at low m_V .

Next, we perform the same analysis, but fixing the mediator mass, m_V . Figure 3 shows the corresponding result at 90% C.L. in the $m_\chi - g_V$ plane for $m_V = 0.1, 10, 100$ and 500 MeV, depicted with darker to lighter shades. In the CsI (top-left) panel, the impact of the ES events below the bound of $m_\chi \sim 7$ MeV is clearly visible. Notice however that the effect of the ES contribution only appears for $m_V = 0.1$ MeV⁶. For higher m_V values the ES cross section given in Eq. (10) gets suppressed thus making its contribution to the total number of events negligible. Let us emphasize that, without ES, LAr data (top-right) provide better sensitivity on the coupling than CsI. For this reason, the combination of both datasets (bottom row) produces a stronger constraint. Notice also the kinematic limit which is again clearly visible in the figure, $m_\chi \sim 53$ MeV for every possible value of m_V .

In the last set of analyses we set m_χ proportional to m_V and we let both the coupling and the mediator mass vary freely. In Fig. 4 we plot the 90% C.L. bounds on g_V versus the mediator mass,

⁶ The case of $m_V = 1.0$ MeV was also computed, but it overlaps the $m_V = 0.1$ MeV contour and it is not shown in the plot.

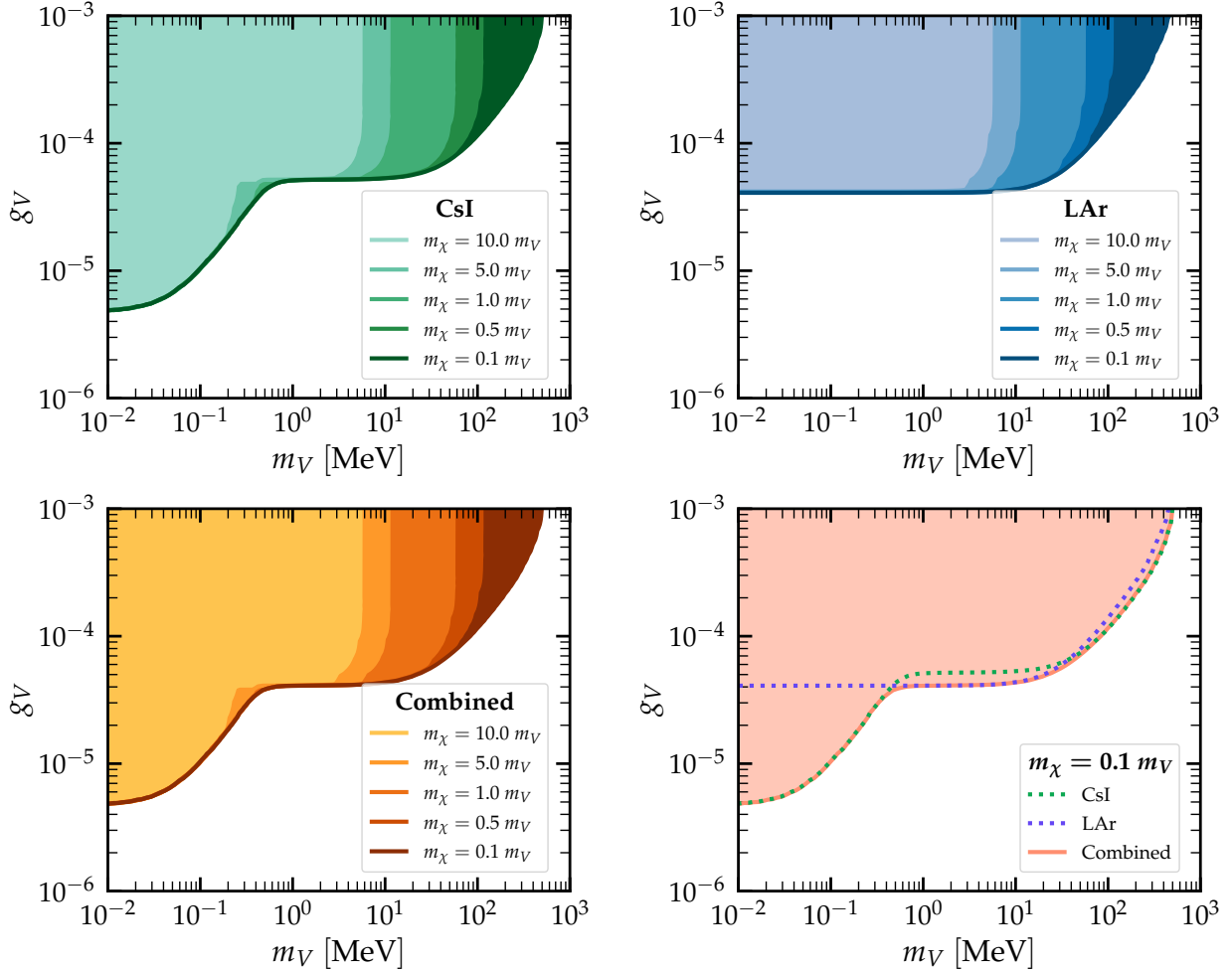


FIG. 4: 90% C.L. (2 d.o.f.) exclusion regions in the $m_V - g_V$ plane, for the vector-mediator case. Different values of m_χ proportional to m_V are considered.

for $m_\chi = 0.1, 0.5, 1, 5, 10 m_V$, from dark to light contours. The main difference with respect to the previous figures is that the different contours are not shifted vertically but horizontally. Take, for example, the case with $m_\chi = 10 m_V$. When $m_V = 5$ MeV, m_χ is close to its upper bound and for values higher than that, the up-scattering production of the DF is kinematically forbidden, hence only the SM $CE\nu$ NS remains. If we focus now on the contour for $m_\chi = 0.5$ MeV, the upper bound on m_χ is achieved at higher values of m_V , hence it is more constraining.

Finally, Fig. 5 depicts the same data as Fig. 4, except that it is plotted with respect to the DF mass. The upper bound of $m_\chi \sim 53$ MeV is the same for every contour line. In the CsI panel (top-left) the ES contribution is shifted to the left when m_χ gets smaller with respect to m_V . The reason is that when the ES contribution is allowed ($m_\chi \lesssim 7$ MeV), the mediator mass is large and the cross section gets suppressed.

B. Scalar mediator

Similarly to the vector-mediator discussion, in this subsection we refer to the Lagrangian given in Eq. (3) and to the cross sections given in Eqs. (6) and (11). Thanks to the redefinition of the

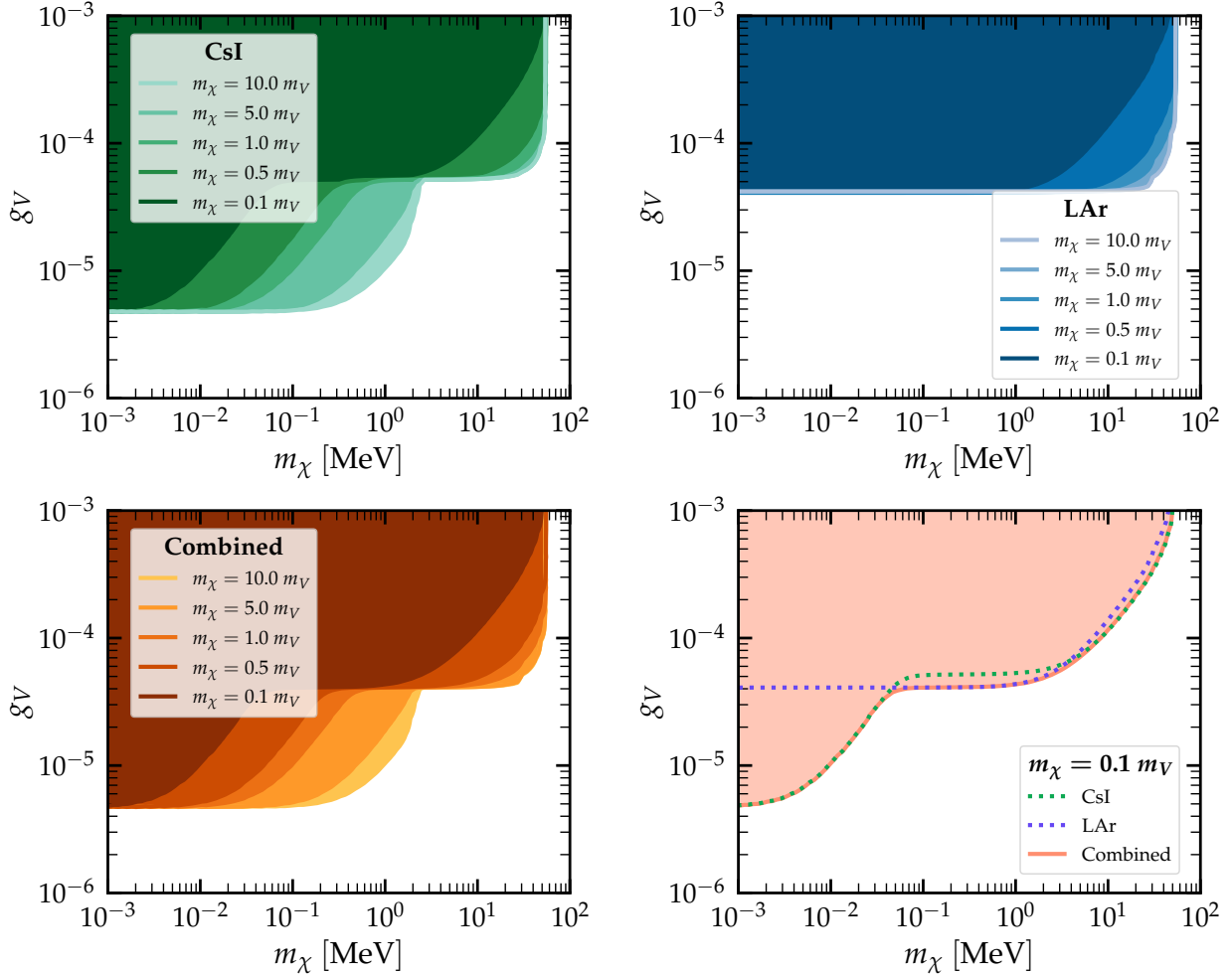


FIG. 5: 90% C.L. (2 d.o.f.) exclusion regions in the $m_\chi - g_V$ plane, for the vector-mediator case. Different values of m_χ proportional to m_V are considered.

coupling $g_S \equiv \sqrt{g_{\chi L} g_f}$, with $f = u, d$ for CE ν NS and $f = e^-$ for ES, we can express our results in terms of the relevant parameters, namely the DF mass (m_χ), the mediator mass (m_S) and one coupling (g_S). In analogy to the vector-mediator case described above, this simplification is based on the assumption that the scalar mediator has universal couplings to both quarks and electrons.

In Figs. 6, 7, 8 and 9 we present the 90% C.L. (2 d.o.f.) exclusion regions for the same benchmarks described in the previous subsection. Because of the similarities in the general interpretation of the two results, we refer the reader to the vector mediator discussion in Sec. IV A, while here we will only comment about the main differences between scalar and vector scenarios.

The first relevant variation is that the ES contribution —affecting the CsI data analysis— is negligible in the scalar-mediator case. Notice, for instance, that in the corresponding constraints obtained in Figs. 2 and 3, the ES contribution led to a “bump” in the exclusion regions at $m_\chi \lesssim 7$ MeV, that is now absent. This is due to the different expressions for the ES cross sections given in Eqs. (10) and (11). The scalar cross section is suppressed by a factor $m_e E_{\text{er}}/E_\nu^2$ compared to the leading terms of the vector case. Indeed, in the ES cross section for the vector mediator there is a constant term that is always present regardless of the values of the masses or the energies appearing in the kinematic terms. Without the ES contribution, the inferred bounds on the coupling g_S saturate already at $m_\chi \lesssim 10$ MeV in Fig. 6 and at $m_S \lesssim 10$ MeV in Fig. 7.

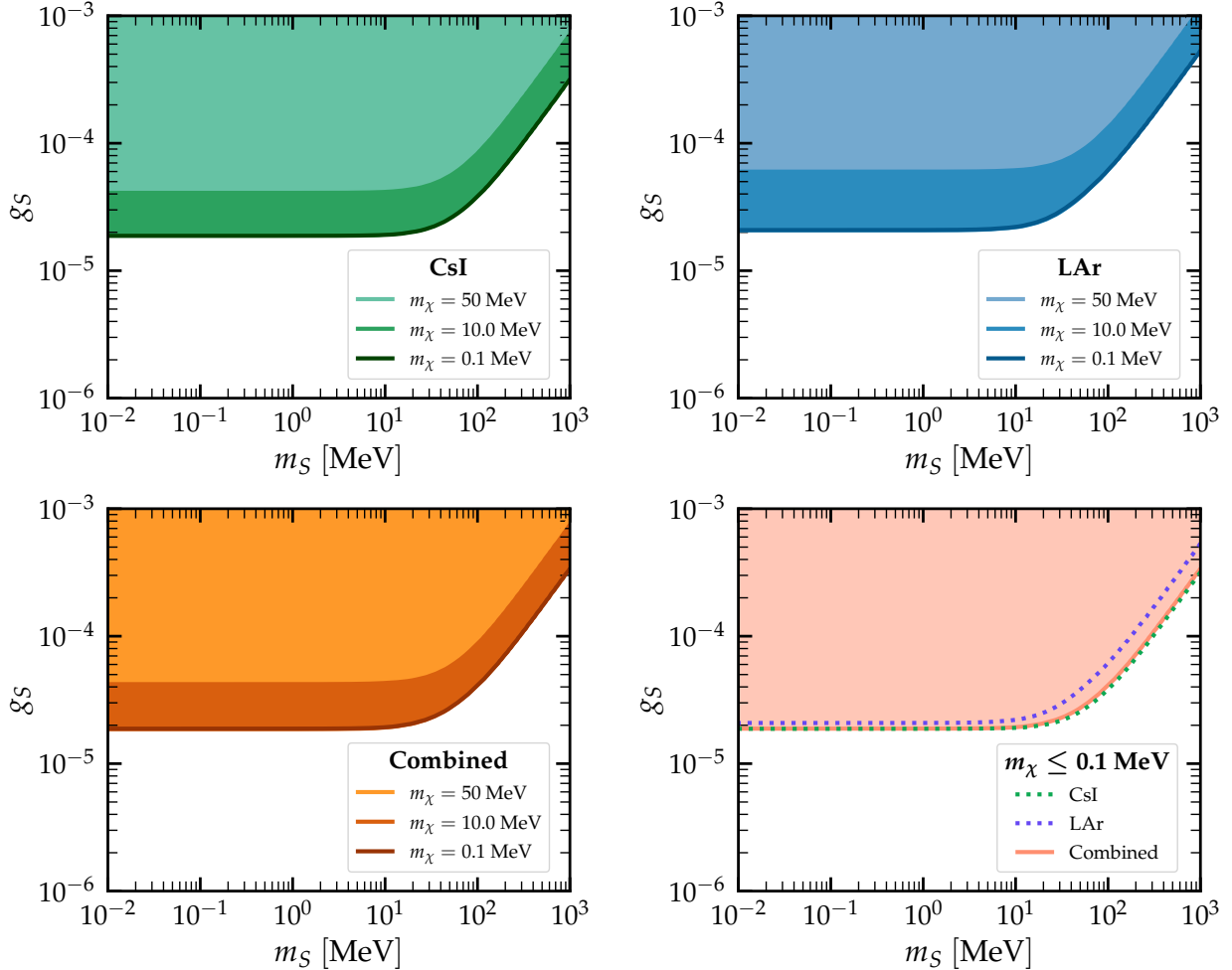


FIG. 6: 90% C.L. (2 d.o.f.) exclusion regions for the scalar-mediator case, in the $m_S - g_S$ plane. Different fixed values of m_χ are considered.

At last, let us comment about how our results compare to those of Ref. [69]. The bounds obtained in that reference rely on some assumptions, for instance $F_W^2 = 1$. Taking into account differences in the definition of the relevant coupling (\bar{y}_s vs g_S), we notice that our results are in general comparable: while we include a more recent dataset with more statistics, we also perform a more sophisticated statistical analysis.

C. Comparison to other constraints

In this subsection we discuss the limits obtained in this work in comparison with other existing bounds in the literature. In principle, limits from other experiments should be carefully recast in terms of the up-scattering scenario that we considered. However we recall here that our exclusion contours saturate for $m_\chi \lesssim 0.1$ MeV, and eventually coincide with the limits expected for $m_\chi \rightarrow 0$. Given these considerations, we can compare to existing constraints on CE ν NS or neutrino ES with light vector mediators. In Fig. 10 we hence show, as for comparison, our result from the combined analysis together with limits from other experimental searches on light mediators (vector on the left and scalar on the right). We display limits from other CE ν NS experiments, in particular

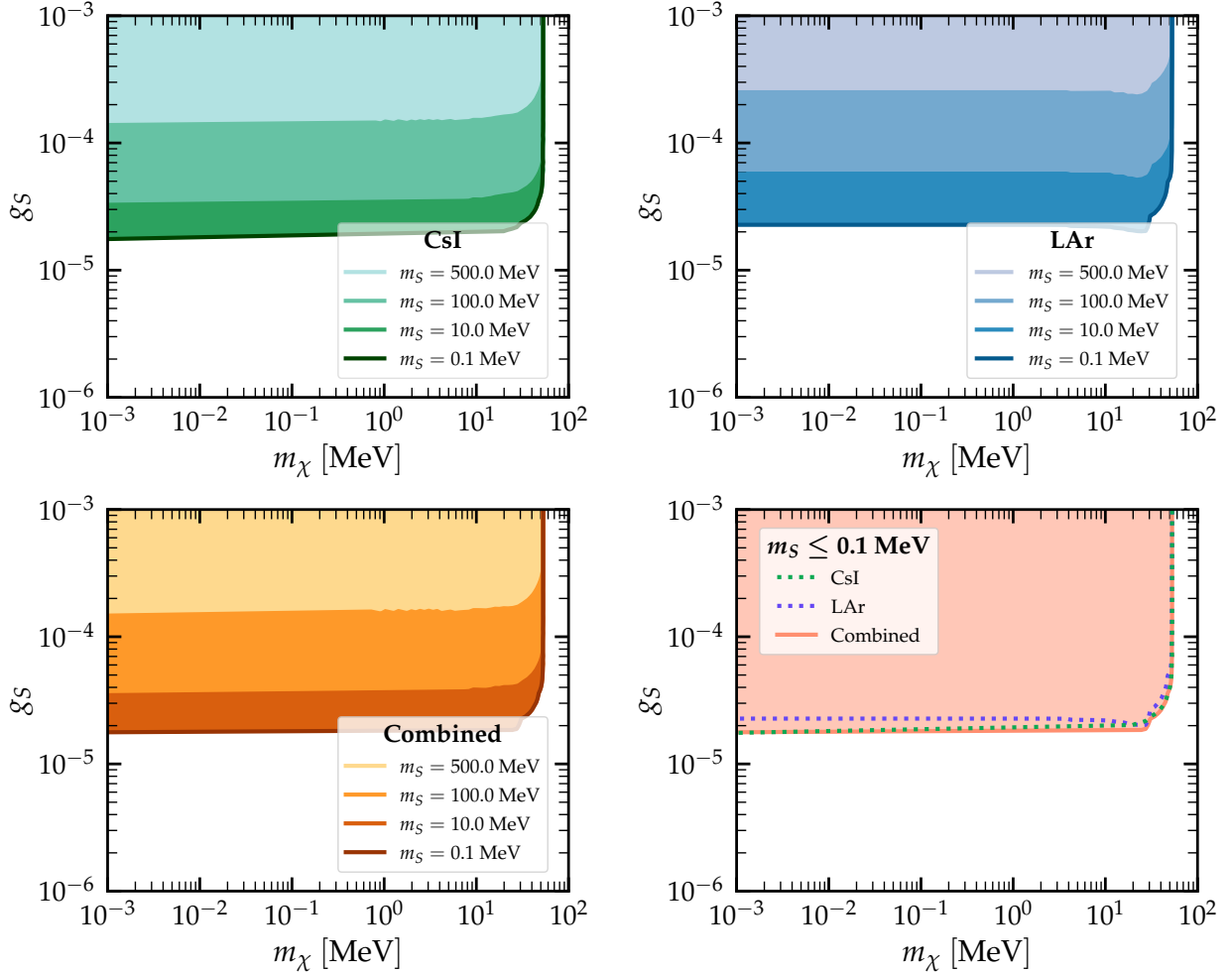


FIG. 7: 90% C.L. (2 d.o.f.) exclusion regions for the scalar mediator case, in the $m_\chi - g_S$ plane. Different fixed values of m_S are considered.

CONNIE [111], CONUS [15] and Dresden-II [33], from collider experiments [56], like LHCb [112] and BaBar [113], from rare meson decays at NA48 [114], from Borexino solar neutrino data [115] and from the analyses [116] of multi-ton DM experiments (XENONnT [117] and LZ [118]). Let us finally comment that limits from deep inelastic scattering (CHARM-II), from reactor neutrinos (TEXONO) and from solar neutrinos (BOREXINO) have been set on effective interactions leading to the up-scattering production of a DF [75]. While a direct comparison with these results is not possible as we are considering light mediators, we can notice that COHERENT can explore DF masses above the reach of TEXONO and BOREXINO, and a bit below CHARM-II. To conclude, we see that the limits here obtained using COHERENT data improve upon existing ones for mediators with masses in the range $70 \text{ MeV} \lesssim m_V \lesssim 110 \text{ MeV}$ and $m_S \gtrsim 40 \text{ MeV}$.

D. The dark fermion as the dark matter

The DF produced through neutrino up-scattering at COHERENT, belonging to a dark sector, could also constitute part or the totality of the DM observed in the Universe. The evaluation of the cosmic abundance of χ will depend on all possible production mechanisms. In this respect, in

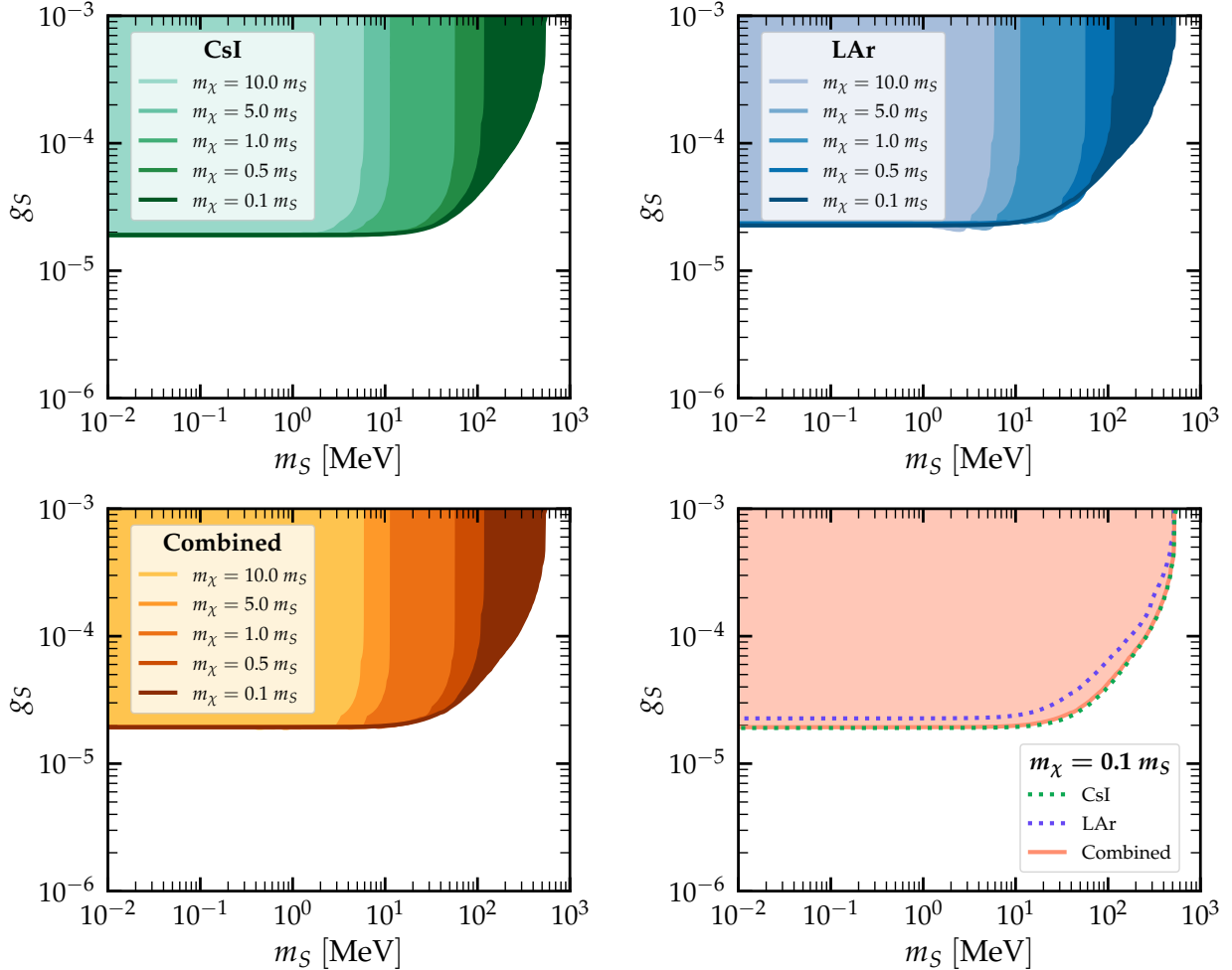


FIG. 8: 90% C.L. (2 d.o.f.) exclusion regions for the scalar mediator case, in the $m_S - g_S$ plane. Different values of m_χ proportional to m_S are considered.

addition to those induced by the interactions in Eq. (3), new ones could arise in UV-completions of our phenomenological model. While a rigorous discussion about the viability of χ as the DM would require a dedicated analysis and it is therefore beyond the scope of this work, in the following, we will make few considerations about its stability, focusing on the vector-mediator scenario. Similar considerations can also be made for the scalar-mediator case. We refer the reader to Refs. [69, 75, 93, 119] for further discussions.

First of all we can note that, given the interactions allowed by the Lagrangian in Eq. (3), there are only two possibilities for χ to decay, at tree-level. If $m_\chi > m_V$, χ can decay into $\chi \rightarrow V\nu_\alpha$. If instead $m_\chi < m_V$, the three-body decay $\chi \rightarrow \nu_\alpha f \bar{f}$ is allowed, via an off-shell mediator. Given the interactions in Eq. (3) and the χ mass range accessible at COHERENT, eventually only the channel $\chi \rightarrow \nu_\alpha e^+ e^-$ is kinematically allowed. In principle, the tree-level decay $\chi \rightarrow \nu_\alpha \nu_\beta \bar{\nu}_\beta$ could also be allowed, depending on the nature of the interactions given in Eq. (3). However, if the new mediator V couples only to charged fermions (e.g. in a dark-photon scenario, see for example Ref. [120]), the tree-level decay into three neutrinos is forbidden. We assume this possibility and

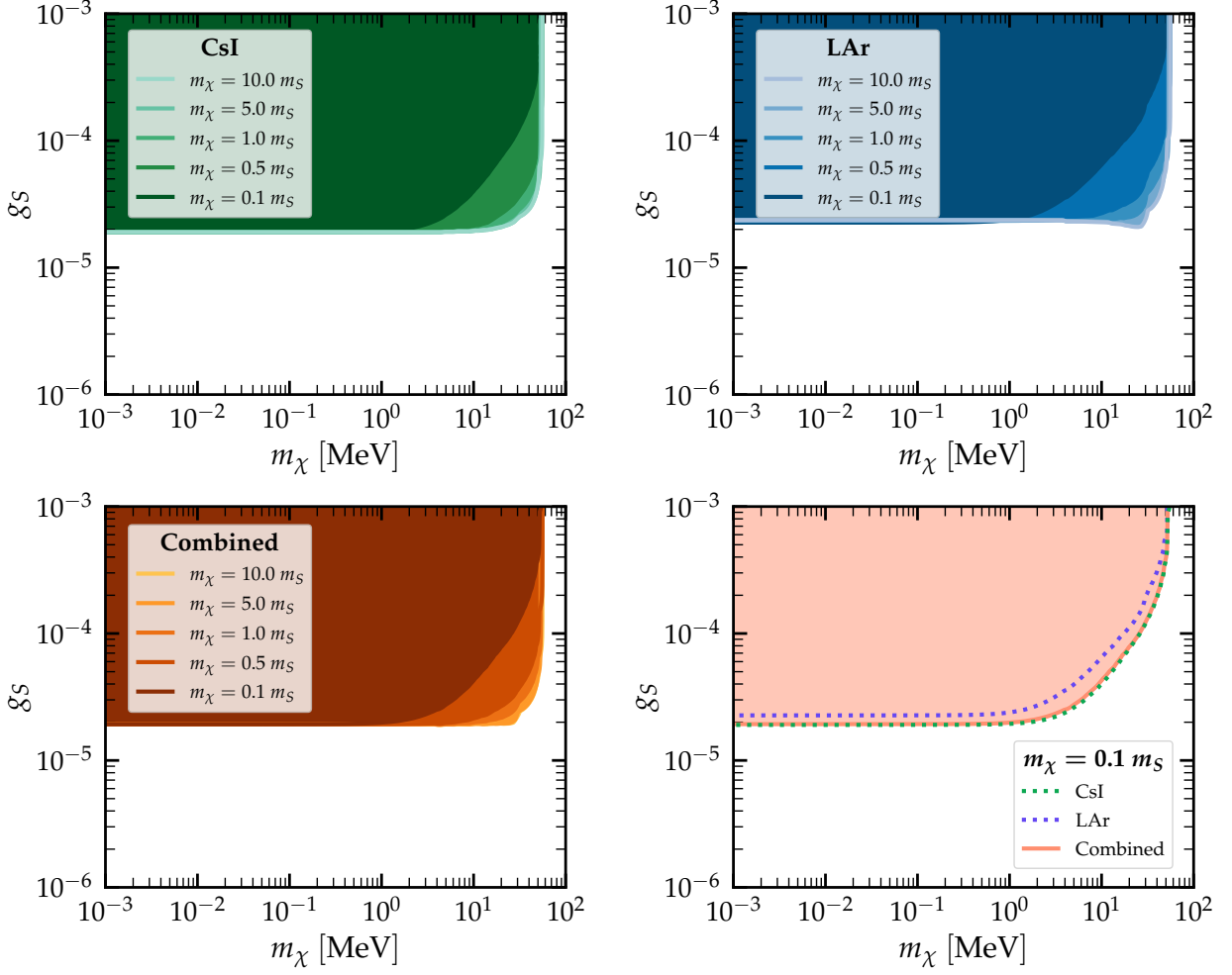


FIG. 9: 90% C.L. (2 d.o.f.) exclusion regions for the scalar mediator case, in the $m_\chi - g_S$ plane. Different values of m_χ proportional to m_S are considered. (With respect to Fig. 8 only the x-axis is changed.)

we hence estimate the tree-level decay widths as following

$$\Gamma(\chi \rightarrow V\nu_\alpha) = \frac{g_{\chi L}^2}{32\pi} m_\chi \left(1 - \frac{m_V^2}{m_\chi^2}\right) \left(1 + \frac{m_\chi^2}{m_V^2} - 2\frac{m_V^2}{m_\chi^2}\right),$$

$$\Gamma(\chi \rightarrow \nu_\alpha e^- e^+) = \frac{g_V^4}{768\pi^3} m_\chi^5 I(m_\chi, m_V, \mu_2), \quad (25)$$

where $I(m_\chi, m_V, \mu_2)$ reads

$$I(m_\chi, m_V, \mu_2) \equiv \int_0^{1-4\mu_2} dx_1 \frac{\lambda^{1/2}(1-x_1, \mu_2, \mu_2)}{[m_\chi^2(1-x_1) - m_V^2]^2} \frac{x_1^2}{(1-x_1)^3} \left\{ 6(1+2\mu_2) \right. \\ \left. - x_1 [15 + \lambda(1-x_1, \mu_2, \mu_2) + 24\mu_2 + 3x_1^2 - 12x_1(1+\mu_2)] \right\}. \quad (26)$$

Here $\mu_2 \equiv m_e^2/m_\chi^2$ and $\lambda(x, y, z) = x^2 + y^2 + z^2 - 2xy - 2xz - 2yz$ is the Källén function. Equation (25) is valid in both the heavy- and light-mediator regimes. Let us comment that to compare with

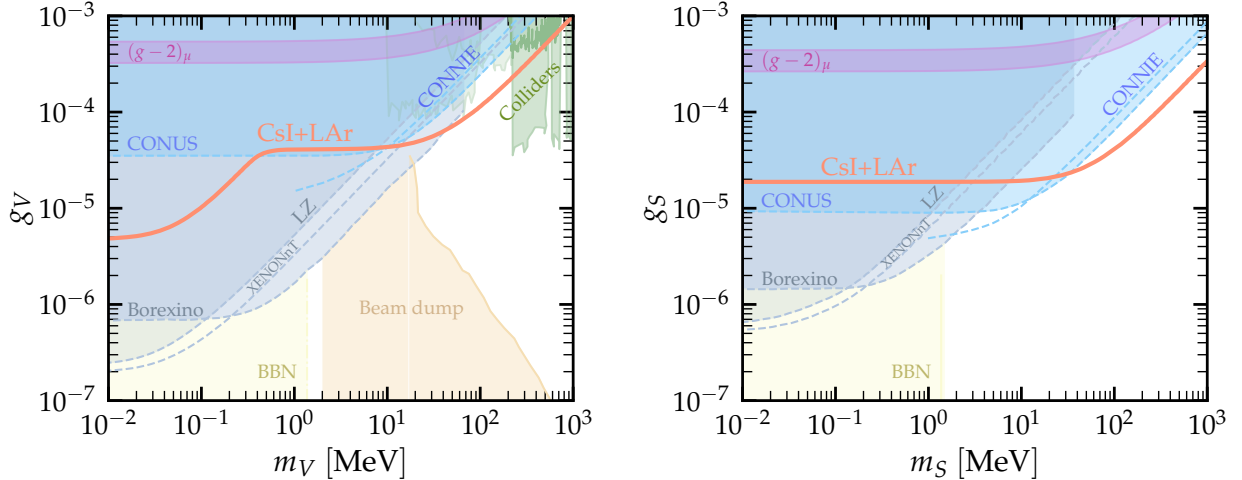


FIG. 10: 90% C.L. (2 d.o.f.) exclusion regions for the vector- (left) and scalar-mediator (right) case. The orange contours are obtained from the combined analysis of CsI+LAr data, and assuming a massless DF. We refer to the main text for more details regarding this approximation.

other results in the literature, for instance [120–122], where the heavy-mediator approximation is assumed ($m_V \gg m_\chi$), one may use $2I(m_\chi, m_V, \mu_2) \approx [I_2(0, \sqrt{\mu_2}, \sqrt{\mu_2}) + 2I_1(0, \sqrt{\mu_2}, \sqrt{\mu_2})]/m_V^4$. The kinematical functions I_1 and I_2 are defined, e.g., in Ref. [123]. From these expressions, we can notice that for $m_\chi < 2m_e$ no tree-level decays are kinematically allowed. Radiative decays such as $\chi \rightarrow \nu\gamma$, $\chi \rightarrow \nu\gamma\gamma\gamma$ or $\chi \rightarrow \nu\nu\nu$ could be, on the other hand, open. These decays have been computed assuming effective operators in [96].

Based on the previous decay rates, we estimate the lifetime of χ and compare it to the age of the Universe. We find that when assuming a very light mediator ($m_V \sim 1$ keV) and values of couplings testable at COHERENT, the tree-level decays given in Eq. (25) are efficient enough to make χ decay before $t \sim 1$ sec, independently of its mass. In this case, χ could not be the DM, but also would not affect the BBN as it would decay at earlier epochs. When the mediator is heavy ($m_V \gtrsim 1$ MeV), χ would still decay faster than the age of the Universe, in the region of parameters where the decay channels in Eq. (25) are kinematically allowed. Finally, should the mediator be heavy ($m_V \gtrsim 1$ MeV) and the DF light enough ($m_\chi < 1$ MeV) then the tree-level decays would not be kinematically accessible. Estimations of radiative decays [93, 95, 96] also indicate that they would not be very efficient thus making χ a long-lived particle and possibly a viable DM candidate. Of course in all cases, very small couplings would always allow χ stability, but would definitely be outside the reach of COHERENT.

As already mentioned, in a UV-completed model the possible presence of additional interactions beyond those considered in Eq. (3) could be relevant for the production of χ as the DM in the early Universe. We notice that small couplings of the order of those probed by COHERENT already indicate a possible nonthermal production, e.g. via the freeze-in mechanism. We conclude by mentioning that, even if stable, light (sub-)MeV DM could affect the predictions for the BBN, thus requiring a careful evaluation of all cosmological constraints.

Finally, going back to the region of parameter space where the DF is unstable, one can investigate whether it decays fast enough to give rise to novel signatures inside the COHERENT detector. Based on the COHERENT sensitivity reach demonstrated e.g. in Fig. 4, we find that χ can decay inside the detector only when $m_\chi > m_V$ i.e., via the $\chi \rightarrow V\nu_\alpha$ mode. However, if m_V is also larger

than twice the electron mass, V can subsequently decay into a e^-e^+ pair via

$$\Gamma(V \rightarrow e^-e^+) = \frac{g_f^2}{12\pi} m_V \left(1 + 2 \frac{m_e^2}{m_V^2}\right) \sqrt{1 - 4 \frac{m_e^2}{m_V^2}}, \quad (27)$$

and possibly lead to a detectable electronic recoil signal within the COHERENT detector.

V. CONCLUSIONS

In this paper we have investigated the possible production of a dark fermion χ at the COHERENT experiment, through neutrinos up-scattering off both the nuclei and the atomic electrons of the detector. We have performed a detailed statistical analysis of two COHERENT datasets: the most recent one, obtained with the CsI detector (2021) and the LAr one (2020). With the idea of going beyond up-scattering through the dipole operator previously studied in the literature, we have focused on two possible mediators: a light vector and a light scalar. We have provided the relevant cross sections for the processes $\nu\mathcal{N} \rightarrow \chi\mathcal{N}$ and $\nu e \rightarrow \chi e$, for both vector and scalar mediators.

We have obtained 90% C.L. exclusion regions on the relevant coupling and mediator/dark fermion mass parameter space. Our results show that including the ES in the CsI analysis improves the bounds on the couplings only in the vector-mediator case. In the scalar-mediator scenario the ES events turn out not to be relevant, nevertheless the most recent CsI data still allow to improve the sensitivity on the couplings, compared to LAr data. Furthermore, in comparison with other experiments and under the assumption of a very light dark fermion, our combined analysis improves the existing bounds for mediators with masses in the range $70 \text{ MeV} \lesssim m_V \lesssim 110 \text{ MeV}$ and $m_S \gtrsim 40$. Future data from COHERENT will allow to further probe the possible up-scattering production of a dark fermion.

We have finally briefly discussed the possibility for χ to comprise the dark matter of the Universe. We have found that, when assuming a very light mediator, given the masses and couplings accessible at COHERENT, the dark fermion would not be stable enough to be the dark matter. In other regions of the parameter space, the dark fermion could be stable however a careful discussion of its role as the cosmological dark matter would require a dedicated analysis.

ACKNOWLEDGMENTS

We thank Sergio Pastor for reading this manuscript and for discussions. This work has been partially supported by the Spanish grants No. PID2020-113775GB-I00 (MCIN/AEI/10.13039/501100011033) and CIPROM/2021/054 (Generalitat Valenciana). V.D.R acknowledges financial support by the CIDEXG/2022/20 grant (project ‘‘D’AMAGAT’’) funded by Generalitat Valenciana. P.M.C is supported by the grant No. CIACIF/2021/281 also funded by Generalitat Valenciana. D.K.P was supported by the Hellenic Foundation for Research and Innovation (H.F.R.I.) under the ‘‘3rd Call for H.F.R.I. Research Projects to support Post-Doctoral Researchers’’ (Project Number: 7036).

APPENDIX A: DETAILS OF THE CROSS SECTION CALCULATION

In this appendix we provide the necessary steps for obtaining the up-scattering cross section formulae given in Eqs. (4) and (6). To this purpose, starting from the quark-level Lagrangians in

Eq. (3) we need to follow two steps: first we translate the quark-level cross sections to the nucleon level and then from nucleons to the nucleus (see below for details).

1. Vector mediator

For the process $\nu_\alpha(p_1)f(p_2) \rightarrow \chi(p_3)f(p_4)$, the corresponding tree-level amplitude at the quark level is

$$i\mathcal{M}_V = \frac{i}{t - m_V^2} [\bar{u}_\chi(p_3, s_3)\gamma_\mu g_{\chi L} P_L u_\nu(p_1, s_1)] \left\{ \bar{u}_f(p_4, s_4)\gamma^\mu (g_{fL} P_L + g_{fR} P_R) u_f(p_2, s_2) + \frac{m_\chi m_f}{m_V^2} \bar{u}_f(p_4, s_4) [(g_{fL} - g_{fR}) P_L + (g_{fR} - g_{fL}) P_R] u_f(p_2, s_2) \right\}, \quad (\text{A1})$$

where the Dirac equation $\not{p}u(p, s) = mu(p, s)$ has been used together with the fact that only left-handed neutrinos and right-handed antineutrinos exist within the SM, thus $P_R u_\nu(p_1, s_1) = 0$. The amplitude has been rewritten in this way to highlight the explicit cancellation of axial terms, under the assumption of chirality-blind couplings. Indeed, in order to simplify the calculations, in what follows the left- and right-handed components of the charged-fermion couplings are assumed to be equal, i.e., $g_{fL} = g_{fR} \equiv g_f$. In addition, quark universal couplings are assumed, $g_u = g_d = g_f$. Finally we also work under the approximation of massless neutrinos, i.e., $m_\nu \rightarrow 0$. With this in mind, the amplitude given in Eq. (A1) is simplified considerably and eventually reads

$$i\mathcal{M}_V = \frac{i}{t - m_V^2} g_{\chi L} g_f [\bar{u}_\chi(p_3, s_3)\gamma_\mu P_L u_\nu(p_1, s_1)] [\bar{u}_f(p_4, s_4)\gamma^\mu u_f(p_2, s_2)]. \quad (\text{A2})$$

Notice that only the vector component survives, while the axial and pseudoscalar components vanish.

Next, we go from quarks to nucleons. This is achieved by computing the quark-operator matrix elements between nucleon states following the procedure usually adopted for DM direct detection searches and described in [101, 102]. For a vector-type interaction, we make the following change

$$g_f \bar{u}_f \gamma^\mu u_f \rightarrow \sum_{f=u,d} g_f \left(c_f^{(p)} \bar{u}_p \gamma^\mu u_p + c_f^{(n)} \bar{u}_n \gamma^\mu u_n \right), \quad (\text{A3})$$

where the coefficients for the proton and neutron are $c_u^{(p)} = c_d^{(n)} = 2$, $c_d^{(p)} = c_u^{(n)} = 1$.

In order to compute the scattering amplitude for the whole nucleus, an additional step is required. Let Z be the number of protons inside the nucleus and $N = A - Z$ the number of neutrons, with A being the mass number, then one should proceed by changing

$$g_f (\bar{u}_p \gamma^\mu u_p + \bar{u}_n \gamma^\mu u_n) \rightarrow g_f (Z F_{W_p} + N F_{W_n}) \bar{u}_N \gamma^\mu u_N, \quad (\text{A4})$$

where F_{W_p} and F_{W_n} are the nuclear form factors for protons and neutrons, respectively. Finally, we assume that both form factors are equal ⁷, $F_{W_p} = F_{W_n} \equiv F_W$, we apply the transformations described above and perform the quark summation to obtain

$$i\mathcal{M}_V = \frac{i}{t - m_V^2} 3g_{\chi L} g_f F_W (|\mathbf{q}|^2) A [\bar{u}_\chi(p_3, s_3)\gamma_\mu P_L u_\nu(p_1, s_1)] [\bar{u}_N(p_4, s_4)\gamma^\mu u_N(p_2, s_2)]. \quad (\text{A5})$$

⁷ This is an accurate assumption for the typical momentum transfer involved at COHERENT.

We define the vector coupling $g_V \equiv \sqrt{g_{\chi L} g_f}$ to reduce the number of parameters by one. At this point, one has just to perform the spin summation, rewrite the four-momenta in the lab frame and compute the cross section as a function of the nuclear recoil energy to obtain Eq. (4).

Once we have computed the CE ν NS cross section, obtaining the ES one is fairly simple. Since quarks and electrons are fermions, their quantum fields have the same structure, hence we can start with Eq. (A2) and take $f = e^-$. Quark universality of g_f is extended to fermion universality, which now includes electrons, i.e., $g_f \equiv g_e = g_u = g_d$. The cross section obtained with this amplitude corresponds to a neutrino up-scattering off a single and isolated electron. However, we need to take into account that electrons are bound inside the atomic nucleus. To obtain Eq. (10), it is required to weigh the free ES cross section with the effective charge, Z_{eff}^A , corresponding to an energy deposition E_{er} . The effective charges for the Cs and I isotopes are given in Appendix B.

2. Scalar mediator

The procedure followed to obtain the DF-production cross section through a scalar interaction is very similar to the one described above for the case of a vector mediator. For the process $\nu_\alpha(p_1) f(p_2) \rightarrow \chi(p_3) f(p_4)$, the corresponding tree-level amplitude is

$$i\mathcal{M}_S = \frac{i}{t - m_S^2} [\bar{u}_\chi(p_3, s_3) g_{\chi L} P_L u_\nu(p_1, s_1)] [\bar{u}_f(p_4, s_4) (g_{fL} P_L + g_{fR} P_R) u_f(p_2, s_2)]. \quad (\text{A6})$$

Like before, we assume that the left- and right-handed components of the couplings are the same, and also that fermion universality is satisfied. Next, we go from quarks to nucleons by computing the relevant quark current in nucleons. For a scalar-type interaction, it proves convenient to perform the following modification [101, 102]

$$g_f \bar{u}_f u_f \rightarrow \sum_{f=u,d} g_f \left(\frac{m_p}{m_f} f_{T_f}^{(p)} \bar{u}_p u_p + \frac{m_n}{m_f} f_{T_f}^{(n)} \bar{u}_n u_n \right), \quad (\text{A7})$$

where m_p is the proton mass, m_n is the neutron mass, m_f is the quark mass and $f_{T_f}^{(p)}$ and $f_{T_f}^{(n)}$ express the quark-mass contributions to the nucleon mass. The chosen values are given in Eq. (8).

In the last step, we translate from the nucleon to the nuclear level in the same way as done for the vector interaction (see Eq. (A4)). After performing the quark summation, we obtain

$$i\mathcal{M}_S = \frac{i}{t - m_S^2} C_S^2 F_W(|\mathbf{q}|^2) [\bar{u}_\chi(p_3, s_3) P_L u_\nu(p_1, s_1)] [\bar{u}_N(p_4, s_4) u_N(p_2, s_2)], \quad (\text{A8})$$

where C_S^2 is the scalar coupling found in Eq. (7). We have defined $g_S \equiv \sqrt{g_{\chi L} g_f}$ to reduce the number of free parameters. Given this amplitude one can compute the differential cross section in Eq. (6). To obtain the ES one, we start from the amplitude in Eq. (A6) and repeat the procedure explained previously for the case of a vector mediator. The result is given in Eq. (11).

APPENDIX B: EFFECTIVE ELECTRON CHARGE FOR Cs AND I

In this Appendix we provide the effective electron charge for Cs and I (see table I).

| $Z_{\text{eff}}^{\text{Cs}}$ | E_{er} (keV) | $Z_{\text{eff}}^{\text{I}}$ | E_{er} (keV) |
|------------------------------|-----------------------------------|-----------------------------|------------------------------------|
| 55 | $E_{\text{er}} > 35.99$ | 53 | $E_{\text{er}} > 33.17$ |
| 53 | $5.71 < E_{\text{er}} \leq 35.99$ | 51 | $5.19 < E_{\text{er}} \leq 33.17$ |
| 51 | $5.36 < E_{\text{er}} \leq 5.71$ | 49 | $4.86 < E_{\text{er}} \leq 5.19$ |
| 49 | $5.01 < E_{\text{er}} \leq 5.36$ | 47 | $4.56 < E_{\text{er}} \leq 4.86$ |
| 45 | $1.21 < E_{\text{er}} \leq 5.01$ | 43 | $1.07 < E_{\text{er}} \leq 4.56$ |
| 43 | $1.07 < E_{\text{er}} \leq 1.21$ | 41 | $0.93 < E_{\text{er}} \leq 1.07$ |
| 41 | $1.00 < E_{\text{er}} \leq 1.07$ | 39 | $0.88 < E_{\text{er}} \leq 0.93$ |
| 37 | $0.74 < E_{\text{er}} \leq 1.00$ | 35 | $0.63 < E_{\text{er}} \leq 0.88$ |
| 33 | $0.73 < E_{\text{er}} \leq 0.74$ | 31 | $0.62 < E_{\text{er}} \leq 0.63$ |
| 27 | $0.23 < E_{\text{er}} \leq 0.73$ | 25 | $0.19 < E_{\text{er}} \leq 0.62$ |
| 25 | $0.17 < E_{\text{er}} \leq 0.23$ | 23 | $0.124 < E_{\text{er}} \leq 0.19$ |
| 23 | $0.16 < E_{\text{er}} \leq 0.17$ | 21 | $0.123 < E_{\text{er}} \leq 0.124$ |
| 19 | $E_{\text{er}} \leq 0.16$ | 17 | $E_{\text{er}} \leq 0.123$ |

TABLE I: Effective electron charge for Cs and I as a function of the energy deposition E_{er} [124].

APPENDIX C: DETECTOR-SPECIFIC QUANTITIES FOR CsI AND LAr

We convert the true nuclear recoil energy into electron equivalent energy E_{er} through the QF. For the CsI detector this is done in terms of the light yield $\text{LY} = 13.35 \text{ PE/keV}_{\text{ee}}$, with $\text{PE} = \text{LY} \times E_{\text{er}}$, where PE denotes the number of photoelectrons while the electron-equivalent energy E_{er} is obtained from the scintillation curve, as $E_{\text{er}} = x_1 E'_{\text{nr}} + x_2 E'^2_{\text{nr}} + x_3 E'^3_{\text{nr}} + x_4 E'^4_{\text{nr}}$ ($x_1 = 0.0554628$, $x_2 = 4.30681$, $x_3 = -111.707$, $x_4 = 840.384$) [10]. For the LAr detector the QF is given by $\text{QF}(E'_{\text{nr}}) = 0.246 + 7.8 \times 10^{-4} E'_{\text{nr}}(\text{keV}_{\text{nr}})$ [11].

The energy-dependent efficiency for the CsI detector is given by

$$\epsilon_E(x) = \frac{a}{1 + e^{-b(x-c)}} + d, \quad (\text{C1})$$

where $x = \text{PE} + \alpha_7$ and $a = 1.32045$, $b = 0.285979$, $c = 10.8646$, $d = -0.333322$ [10]. Following Ref. [34] we account for the 1σ uncertainty on the efficiency curve through the parameter α_7 , see Eq. (21), which is allowed to float freely between $[-1, +1] \times \text{PE}$. For the LAr detector there is no analytical efficiency function and we utilize the data provided in Ref. [107] without introducing any nuisance parameter.

The time-dependent efficiency at the CsI detector is given by [10]

$$\epsilon_T(t_{\text{rec}}) = \begin{cases} 1, & \text{if } t_{\text{rec}} < t' \\ e^{-k(t_{\text{rec}} - t')}, & \text{if } t_{\text{rec}} \geq t' \end{cases} \quad (\text{C2})$$

with $t' = 0.52 \mu\text{s}$ and $k = 0.0494/\mu\text{s}$. In this case we allow for a ± 250 ns variation of the timing distribution by introducing the nuisance parameter α_6 , with no prior assigned. For the LAr detector it holds $\epsilon_T(t_{\text{rec}}) = 1$.

Finally, the resolution function $\mathcal{R}(E_{\text{nr}}, E'_{\text{nr}})$ for the CsI detector is given by

$$\mathcal{R}(E_{\text{nr}}, E'_{\text{nr}}) = \frac{(\mathbf{a}(1 + \mathbf{b}))^{1+\mathbf{b}}}{\Gamma(1 + \mathbf{b})} \cdot x^{\mathbf{b}} \cdot e^{-\mathbf{a}(1+\mathbf{b})x}, \quad (\text{C3})$$

where x is the reconstructed recoil energy expressed in PE units i.e. $\text{PE}(E_{\text{nr}})$, while \mathbf{a} and \mathbf{b} instead depend on the true quenched energy deposition: $\mathbf{a} = 0.0749/E_{\text{er}}(E'_{\text{nr}})$, $\mathbf{b} = 9.56 \times E_{\text{er}}(E'_{\text{nr}})$ [10].

For the LAr detector instead, the resolution function is approximated by a normalized Gaussian with resolution power [107]

$$\frac{\sigma_{E_{\text{er}}}}{E_{\text{er}}} = \frac{0.58}{\sqrt{E_{\text{er}}(\text{keV}_{\text{ee}})}}. \quad (\text{C4})$$

-
- [1] T. Kajita *Rev. Mod. Phys.* **88** (2016) 030501.
 - [2] A. B. McDonald *Rev. Mod. Phys.* **88** (2016) 030502.
 - [3] P. F. de Salas, D. V. Forero, S. Gariazzo, P. Martínez-Miravé, O. Mena, C. A. Ternes, M. Tórtola, and J. W. F. Valle *JHEP* **02** (2021) 071, [arXiv:2006.11237 \[hep-ph\]](#).
 - [4] I. Esteban, M. C. Gonzalez-Garcia, M. Maltoni, T. Schwetz, and A. Zhou *JHEP* **09** (2020) 178, [arXiv:2007.14792 \[hep-ph\]](#).
 - [5] M. Sajjad Athar, A. Fatima, and S. K. Singh *Prog. Part. Nucl. Phys.* **129** (2023) 104019, [arXiv:2206.13792 \[hep-ph\]](#).
 - [6] D. Z. Freedman *Phys. Rev. D* **9** (1974) 1389–1392.
 - [7] M. Abdullah *et al.* [arXiv:2203.07361 \[hep-ph\]](#).
 - [8] D. K. Papoulias, T. S. Kosmas, and Y. Kuno *Front. in Phys.* **7** (2019) 191, [arXiv:1911.00916 \[hep-ph\]](#).
 - [9] **COHERENT** Collaboration, D. Akimov *et al.* *Science* **357** (2017) 1123–1126, [arXiv:1708.01294 \[nucl-ex\]](#).
 - [10] **COHERENT** Collaboration, D. Akimov *et al.* *Phys. Rev. Lett.* **129** (2022) 081801, [arXiv:2110.07730 \[hep-ex\]](#).
 - [11] **COHERENT** Collaboration, D. Akimov *et al.* *Phys. Rev. Lett.* **126** (2021) 012002, [arXiv:2003.10630 \[nucl-ex\]](#).
 - [12] **CCM** Collaboration, A. A. Aguilar-Arevalo *et al.* *Phys. Rev. D* **106** (2022) 012001, [arXiv:2105.14020 \[hep-ex\]](#).
 - [13] D. Baxter *et al.* *JHEP* **02** (2020) 123, [arXiv:1911.00762 \[physics.ins-det\]](#).
 - [14] **CONNIE** Collaboration, A. Aguilar-Arevalo *et al.* *JHEP* **05** (2022) 017, [arXiv:2110.13033 \[hep-ex\]](#).
 - [15] **CONUS** Collaboration, H. Bonet *et al.* *JHEP* **05** (2022) 085, [arXiv:2110.02174 \[hep-ph\]](#).
 - [16] ν **GeN** Collaboration, I. Alekseev *et al.* *Phys.Rev.D* **106** (2022) L051101, [arXiv:2205.04305 \[nucl-ex\]](#).
 - [17] **MINER** Collaboration, G. Agnolet *et al.* *Nucl. Instrum. Meth. A* **853** (2017) 53–60, [arXiv:1609.02066 \[physics.ins-det\]](#).
 - [18] J. Billard *et al.* *J. Phys. G* **44** (2017) 105101, [arXiv:1612.09035 \[physics.ins-det\]](#).
 - [19] R. Strauss *et al.* *Eur. Phys. J. C* **77** (2017) 506, [arXiv:1704.04320 \[physics.ins-det\]](#).
 - [20] H. T.-K. Wong *The Universe* **3** (2015) 22–37, [arXiv:1608.00306 \[hep-ex\]](#).
 - [21] G. Fernandez-Moroni, P. A. N. Machado, I. Martinez-Soler, Y. F. Perez-Gonzalez, D. Rodrigues, and S. Rosauero-Alcaraz *JHEP* **03** (2021) 186, [arXiv:2009.10741 \[hep-ph\]](#).
 - [22] D. Y. Akimov *et al.* *JINST* **17** (2022) T11011, [arXiv:2209.15516 \[physics.ins-det\]](#).
 - [23] **NEON** Collaboration, J. J. Choi *et al.* *Eur. Phys. J. C* **83** (2023) 226, [arXiv:2204.06318 \[hep-ex\]](#).
 - [24] **NEWS-G** Collaboration, L. Balogh *et al.* *Phys. Rev. D* **105** (2022) 052004, [arXiv:2109.01055 \[physics.ins-det\]](#).
 - [25] **SBC, CE ν NS Theory Group at IF-UNAM** Collaboration, L. J. Flores *et al.* *Phys. Rev. D* **103** (2021) L091301, [arXiv:2101.08785 \[hep-ex\]](#).
 - [26] J. Colaresi, J. I. Collar, T. W. Hossbach, C. M. Lewis, and K. M. Yocum *Phys. Rev. Lett.* **129** (2022) 211802, [arXiv:2202.09672 \[hep-ex\]](#).
 - [27] D. Aristizabal Sierra, B. Dutta, D. Kim, D. Snowden-Ifft, and L. E. Strigari *Phys. Rev. D* **104** no. 3, (2021) 033004, [arXiv:2103.10857 \[hep-ph\]](#).
 - [28] ν **BDX-DRIFT** Collaboration, D. Aristizabal Sierra, J. L. Barrow, B. Dutta, D. Kim, D. Snowden-Ifft, L. Strigari, and M. H. Wood [arXiv:2210.08612 \[hep-ex\]](#).

- [29] D. K. Papoulias, T. S. Kosmas, R. Sahu, V. K. B. Kota, and M. Hota *Phys. Lett. B* **800** (2020) 135133, [arXiv:1903.03722 \[hep-ph\]](#).
- [30] P. Coloma, I. Esteban, M. C. Gonzalez-Garcia, and J. Menendez *JHEP* **08** (2020) 030, [arXiv:2006.08624 \[hep-ph\]](#).
- [31] M. Cadeddu, N. Cargioli, F. Dordei, C. Giunti, Y. F. Li, E. Picciau, C. A. Ternes, and Y. Y. Zhang *Phys. Rev. C* **104** (2021) 065502, [arXiv:2102.06153 \[hep-ph\]](#).
- [32] A. Majumdar, D. K. Papoulias, R. Srivastava, and J. W. F. Valle [arXiv:2208.13262 \[hep-ph\]](#).
- [33] D. Aristizabal Sierra, V. De Romeri, and D. K. Papoulias *JHEP* **09** (2022) 076, [arXiv:2203.02414 \[hep-ph\]](#).
- [34] V. De Romeri, O. G. Miranda, D. K. Papoulias, G. Sanchez Garcia, M. Tórtola, and J. W. F. Valle *JHEP* **04** (2023) 035, [arXiv:2211.11905 \[hep-ph\]](#).
- [35] D. A. Sierra [arXiv:2301.13249 \[hep-ph\]](#).
- [36] M. Atzori Corona, M. Cadeddu, N. Cargioli, F. Dordei, C. Giunti, and G. Masia [arXiv:2303.09360 \[nucl-ex\]](#).
- [37] J. Barranco, O. G. Miranda, and T. I. Rashba *JHEP* **12** (2005) 021, [arXiv:hep-ph/0508299](#).
- [38] T. Ohlsson *Rept. Prog. Phys.* **76** (2013) 044201, [arXiv:1209.2710 \[hep-ph\]](#).
- [39] O. G. Miranda and H. Nunokawa *New J. Phys.* **17** (2015) 095002, [arXiv:1505.06254 \[hep-ph\]](#).
- [40] J. B. Dent, B. Dutta, S. Liao, J. L. Newstead, L. E. Strigari, and J. W. Walker *Phys. Rev. D* **96** (2017) 095007, [arXiv:1612.06350 \[hep-ph\]](#).
- [41] Y. Farzan and M. Tortola *Front. in Phys.* **6** (2018) 10, [arXiv:1710.09360 \[hep-ph\]](#).
- [42] J. Liao and D. Marfatia *Phys. Lett. B* **775** (2017) 54–57, [arXiv:1708.04255 \[hep-ph\]](#).
- [43] D. Aristizabal Sierra, V. De Romeri, and N. Rojas *Phys. Rev. D* **98** (2018) 075018, [arXiv:1806.07424 \[hep-ph\]](#).
- [44] M. Abdullah, J. B. Dent, B. Dutta, G. L. Kane, S. Liao, and L. E. Strigari *Phys. Rev. D* **98** (2018) 015005, [arXiv:1803.01224 \[hep-ph\]](#).
- [45] J. Billard, J. Johnston, and B. J. Kavanagh *JCAP* **11** (2018) 016, [arXiv:1805.01798 \[hep-ph\]](#).
- [46] P. B. Denton, Y. Farzan, and I. M. Shoemaker *JHEP* **07** (2018) 037, [arXiv:1804.03660 \[hep-ph\]](#).
- [47] T. Han, J. Liao, H. Liu, and D. Marfatia *JHEP* **11** (2019) 028, [arXiv:1910.03272 \[hep-ph\]](#).
- [48] C. Giunti *Phys. Rev. D* **101** (2020) 035039, [arXiv:1909.00466 \[hep-ph\]](#).
- [49] D. Aristizabal Sierra, B. Dutta, S. Liao, and L. E. Strigari *JHEP* **12** (2019) 124, [arXiv:1910.12437 \[hep-ph\]](#).
- [50] D. Aristizabal Sierra, V. De Romeri, and N. Rojas *JHEP* **09** (2019) 069, [arXiv:1906.01156 \[hep-ph\]](#).
- [51] P. B. Denton and J. Gehrlein *JHEP* **04** (2021) 266, [arXiv:2008.06062 \[hep-ph\]](#).
- [52] L. J. Flores, N. Nath, and E. Peinado *JHEP* **06** (2020) 045, [arXiv:2002.12342 \[hep-ph\]](#).
- [53] M. Cadeddu, N. Cargioli, F. Dordei, C. Giunti, Y. F. Li, E. Picciau, and Y. Y. Zhang *JHEP* **01** (2021) 116, [arXiv:2008.05022 \[hep-ph\]](#).
- [54] D. W. P. Amaral, D. G. Cerdeno, A. Cheek, and P. Foldenauer *Eur. Phys. J. C* **81** (2021) 861, [arXiv:2104.03297 \[hep-ph\]](#).
- [55] L. J. Flores, N. Nath, and E. Peinado *Phys. Rev. D* **105** (2022) 055010, [arXiv:2112.05103 \[hep-ph\]](#).
- [56] M. Atzori Corona, M. Cadeddu, N. Cargioli, F. Dordei, C. Giunti, Y. F. Li, E. Picciau, C. A. Ternes, and Y. Y. Zhang *JHEP* **05** (2022) 109, [arXiv:2202.11002 \[hep-ph\]](#).
- [57] A. Elpe, E. Akyumuk, T. M. Aliev, L. Selbuz, and I. Turan [arXiv:2212.06861 \[hep-ph\]](#).
- [58] V. Bresó-Pla, A. Falkowski, M. González-Alonso, and K. Monsálvez-Pozo *JHEP* **05** (2023) 074, [arXiv:2301.07036 \[hep-ph\]](#).
- [59] J. Schechter and J. W. F. Valle *Phys.Rev.D* **24** (1981) 1883–1889.
- [60] P. B. Pal and L. Wolfenstein *Phys. Rev. D* **25** (1982) 766.
- [61] B. Kayser *Phys. Rev. D* **26** (1982) 1662.
- [62] J. F. Nieves *Phys. Rev. D* **26** (1982) 3152.
- [63] R. E. Shrock *Nucl. Phys. B* **206** (1982) 359–379.
- [64] T. S. Kosmas, O. G. Miranda, D. K. Papoulias, M. Tortola, and J. W. F. Valle *Phys. Rev. D* **92** (2015) 013011, [arXiv:1505.03202 \[hep-ph\]](#).
- [65] B. C. Canas, O. G. Miranda, A. Parada, M. Tortola, and J. W. F. Valle *Phys. Lett. B* **753** (2016) 191–198, [arXiv:1510.01684 \[hep-ph\]](#). [Addendum: *Phys.Lett.B* 757, 568–568 (2016)].

- [66] O. G. Miranda, D. K. Papoulias, M. Tórtola, and J. W. F. Valle *JHEP* **07** (2019) 103, [arXiv:1905.03750 \[hep-ph\]](#).
- [67] O. Miranda *et al.* *Phys.Lett.B* **808** (2020) 135685, [arXiv:2007.01765 \[hep-ph\]](#).
- [68] T. S. Kosmas, D. K. Papoulias, M. Tortola, and J. W. F. Valle *Phys. Rev. D* **96** (2017) 063013, [arXiv:1703.00054 \[hep-ph\]](#).
- [69] V. Brdar, W. Rodejohann, and X.-J. Xu *JHEP* **12** (2018) 024, [arXiv:1810.03626 \[hep-ph\]](#).
- [70] C. Blanco, D. Hooper, and P. Machado *Phys. Rev. D* **101** (2020) 075051, [arXiv:1901.08094 \[hep-ph\]](#).
- [71] O. G. Miranda, D. K. Papoulias, O. Sanders, M. Tórtola, and J. W. F. Valle *Phys. Rev. D* **102** (2020) 113014, [arXiv:2008.02759 \[hep-ph\]](#).
- [72] O. G. Miranda, D. K. Papoulias, O. Sanders, M. Tórtola, and J. W. F. Valle *JHEP* **12** (2021) 191, [arXiv:2109.09545 \[hep-ph\]](#).
- [73] P. D. Bolton, F. F. Deppisch, K. Fridell, J. Harz, C. Hati, and S. Kulkarni *Phys. Rev. D* **106** (2022) 035036, [arXiv:2110.02233 \[hep-ph\]](#).
- [74] W. Chao, T. Li, J. Liao, and M. Su *Phys. Rev. D* **104** (2021) 095017, [arXiv:2108.02341 \[hep-ph\]](#).
- [75] Z. Chen, T. Li, and J. Liao *JHEP* **05** (2021) 131, [arXiv:2102.09784 \[hep-ph\]](#).
- [76] D. Aristizabal Sierra, O. G. Miranda, D. K. Papoulias, and G. S. Garcia *Phys. Rev. D* **105** (2022) 035027, [arXiv:2112.12817 \[hep-ph\]](#).
- [77] R. Calabrese, J. Gunn, G. Miele, S. Morisi, S. Roy, and P. Santorelli *Phys. Rev. D* **107** (2023) 055039, [arXiv:2212.11210 \[hep-ph\]](#).
- [78] D. McKeen and M. Pospelov *Phys. Rev. D* **82** (2010) 113018, [arXiv:1011.3046 \[hep-ph\]](#).
- [79] P. deNiverville, M. Pospelov, and A. Ritz *Phys. Rev. D* **84** (2011) 075020, [arXiv:1107.4580 \[hep-ph\]](#).
- [80] A. Berlin, P. deNiverville, A. Ritz, P. Schuster, and N. Toro *Phys. Rev. D* **102** (2020) 095011, [arXiv:2003.03379 \[hep-ph\]](#).
- [81] B. Batell *et al.* in *2022 Snowmass Summer Study*. 7, 2022. [arXiv:2207.06898 \[hep-ph\]](#).
- [82] S.-F. Ge and I. M. Shoemaker *JHEP* **11** (2018) 066, [arXiv:1710.10889 \[hep-ph\]](#).
- [83] **CCM Collaboration** Collaboration, A. A. Aguilar-Arevalo *et al.* *Phys. Rev. D* **106** (Jul, 2022) 012001. <https://link.aps.org/doi/10.1103/PhysRevD.106.012001>.
- [84] **COHERENT** Collaboration, D. Akimov *et al.* *Phys. Rev. D* **102** (2020) 052007, [arXiv:1911.06422 \[hep-ex\]](#).
- [85] **COHERENT** Collaboration, D. Akimov *et al.* *Phys. Rev. Lett.* **130** (2023) 051803, [arXiv:2110.11453 \[hep-ex\]](#).
- [86] **CCM** Collaboration, A. A. Aguilar-Arevalo *et al.* *Phys. Rev. Lett.* **129** (2022) 021801, [arXiv:2109.14146 \[hep-ex\]](#).
- [87] B. Dutta, D. Kim, S. Liao, J.-C. Park, S. Shin, and L. E. Strigari *Phys. Rev. Lett.* **124** (2020) 121802, [arXiv:1906.10745 \[hep-ph\]](#).
- [88] B. Dutta, D. Kim, S. Liao, J.-C. Park, S. Shin, L. E. Strigari, and A. Thompson *JHEP* **01** (2022) 144, [arXiv:2006.09386 \[hep-ph\]](#).
- [89] P. deNiverville, M. Pospelov, and A. Ritz *Phys. Rev. D* **92** (2015) 095005, [arXiv:1505.07805 \[hep-ph\]](#).
- [90] **COHERENT** Collaboration, D. Y. Akimov *et al.* *Phys. Rev. D* **106** (2022) 052004, [arXiv:2205.12414 \[hep-ex\]](#).
- [91] B. Dutta, D. Kim, S. Liao, J.-C. Park, S. Shin, and L. E. Strigari *Phys. Rev. Lett.* **124** (Mar, 2020) 121802. <https://link.aps.org/doi/10.1103/PhysRevLett.124.121802>.
- [92] B. Dutta, W.-C. Huang, and J. L. Newstead [arXiv:2302.10250 \[hep-ph\]](#).
- [93] T. Li and J. Liao *JHEP* **02** (2021) 099, [arXiv:2008.00743 \[hep-ph\]](#).
- [94] W.-F. Chang and J. Liao *Phys. Rev. D* **102** no. 7, (2020) 075004, [arXiv:2002.10275 \[hep-ph\]](#).
- [95] J. A. Dror, G. Elor, and R. McGehee *Phys. Rev. Lett.* **124** (May, 2020) 181301. <https://link.aps.org/doi/10.1103/PhysRevLett.124.181301>.
- [96] J. A. Dror, G. Elor, R. McGehee, and T.-T. Yu *Phys. Rev. D* **103** (2021) 035001, [arXiv:2011.01940 \[hep-ph\]](#). [Erratum: *Phys.Rev.D* 105, 119903 (2022)].
- [97] Y. Farzan, M. Lindner, W. Rodejohann, and X.-J. Xu *JHEP* **05** (2018) 066, [arXiv:1802.05171 \[hep-ph\]](#).
- [98] E. Bertuzzo, G. Grilli di Cortona, and L. M. D. Ramos *JHEP* **06** (2022) 075, [arXiv:2112.04020](#)

- [99] [hep-ph].
- [99] M. Bauer, P. Foldenauer, and J. Jaeckel *JHEP* **07** (2018) 094, [arXiv:1803.05466 \[hep-ph\]](#).
- [100] P. Ilten, Y. Soreq, M. Williams, and W. Xue *JHEP* **06** (2018) 004, [arXiv:1801.04847 \[hep-ph\]](#).
- [101] M. Cirelli, E. Del Nobile, and P. Panci *JCAP* **10** (2013) 019, [arXiv:1307.5955 \[hep-ph\]](#).
- [102] E. Del Nobile [arXiv:2104.12785 \[hep-ph\]](#).
- [103] J. Ellis, N. Nagata, and K. A. Olive *Eur. Phys. J. C* **78** (2018) 569, [arXiv:1805.09795 \[hep-ph\]](#).
- [104] D. G. Cerdeño, M. Fairbairn, T. Jubb, P. A. N. Machado, A. C. Vincent, and C. Boehm *JHEP* **05** (2016) 118, [arXiv:1604.01025 \[hep-ph\]](#). [Erratum: *JHEP* 09, 048 (2016)].
- [105] A. Majumdar, D. K. Papoulias, and R. Srivastava *Phys. Rev. D* **106** (2022) 013001, [arXiv:2112.03309 \[hep-ph\]](#).
- [106] C. Giunti and C. W. Kim. Oxford University Press, 03, 2007. <https://doi.org/10.1093/acprof:oso/9780198508717.001.0001>.
- [107] **COHERENT** Collaboration, D. Akimov *et al.* [arXiv:2006.12659 \[nucl-ex\]](#).
- [108] P. Coloma, I. Esteban, M. C. Gonzalez-Garcia, L. Larizgoitia, F. Monrabal, and S. Palomares-Ruiz *JHEP* **05** (2022) 037, [arXiv:2202.10829 \[hep-ph\]](#).
- [109] M. Atzori Corona, M. Cadeddu, N. Cargioli, F. Dordei, C. Giunti, Y. F. Li, C. A. Ternes, and Y. Y. Zhang *JHEP* **09** (2022) 164, [arXiv:2205.09484 \[hep-ph\]](#).
- [110] E. Picciau. PhD thesis, Cagliari U., 2022.
- [111] **CONNIE** Collaboration, A. Aguilar-Arevalo *et al.* *JHEP* **04** (2020) 054, [arXiv:1910.04951 \[hep-ex\]](#).
- [112] **LHCb** Collaboration, R. Aaij *et al.* *Phys. Rev. Lett.* **120** (2018) 061801, [arXiv:1710.02867 \[hep-ex\]](#).
- [113] **BaBar** Collaboration, J. P. Lees *et al.* *Phys. Rev. Lett.* **113** (2014) 201801, [arXiv:1406.2980 \[hep-ex\]](#).
- [114] **NA48/2** Collaboration, J. R. Batley *et al.* *Phys. Lett. B* **746** (2015) 178–185, [arXiv:1504.00607 \[hep-ex\]](#).
- [115] P. Coloma, M. C. Gonzalez-Garcia, M. Maltoni, J. a. P. Pinheiro, and S. Urrea *JHEP* **07** (2022) 138, [arXiv:2204.03011 \[hep-ph\]](#).
- [116] S. K. A., A. Majumdar, D. K. Papoulias, H. Prajapati, and R. Srivastava *Phys. Lett. B* **839** (2023) 137742, [arXiv:2208.06415 \[hep-ph\]](#).
- [117] **(XENON Collaboration)††**, **XENON** Collaboration, E. Aprile *et al.* *Phys. Rev. Lett.* **129** (2022) 161805, [arXiv:2207.11330 \[hep-ex\]](#).
- [118] **LZ** Collaboration, J. Aalbers *et al.* [arXiv:2207.03764 \[hep-ex\]](#).
- [119] N. Hurtado, H. Mir, I. M. Shoemaker, E. Welch, and J. Wyenberg *Phys. Rev. D* **102** (2020) 015006, [arXiv:2005.13384 \[hep-ph\]](#).
- [120] Y. Jho, J. Kim, P. Ko, and S. C. Park [arXiv:2008.12598 \[hep-ph\]](#).
- [121] E. Bertuzzo, S. Jana, P. A. N. Machado, and R. Zukanovich Funchal *Phys. Rev. Lett.* **121** (2018) 241801, [arXiv:1807.09877 \[hep-ph\]](#).
- [122] K. Jodłowski and S. Trojanowski *JHEP* **05** (2021) 191, [arXiv:2011.04751 \[hep-ph\]](#).
- [123] J. C. Helo, S. Kovalenko, and I. Schmidt *Nucl. Phys. B* **853** (2011) 80–104, [arXiv:1005.1607 \[hep-ph\]](#).
- [124] A. Thompson *et al.*, 2009. <https://xdb.lbl.gov/>.