

Spin-liquid-like state in a square lattice antiferromagnet

B. Sana,¹ M. Barik,¹ S. Lee,² U. Jena,¹ M. Baenitz,³ J. Sichelschmidt,³ S. Luther,^{4,5}
H. Kühne,⁴ K. Sethupathi,^{1,6} M. S. Ramachandra Rao,^{6,7} K. Y. Choi,⁸ and P. Khuntia^{1,6,*}

¹Department of Physics, Indian Institute of Technology Madras, Chennai, 600036, India

²Center for Integrated Nanostructure Physics, Institute for Basic Science (IBS), Suwon 16419, Republic of Korea

³Max Planck Institute for Chemical Physics of Solids, Nöthnitzer Strasse 40, 01187 Dresden, Germany

⁴Hochfeld-Magnetlabor Dresden (HLD-EMFL), Helmholtz-Zentrum Dresden-Rossendorf, 01328 Dresden, Germany

⁵Institut für Festkörper- und Materialphysik, TU Dresden, 01062 Dresden, Germany

⁶Quantum Centre for Diamond and Emergent Materials,

Indian Institute of Technology Madras, Chennai, 600036, India

⁷Department of Physics, Nano Functional Materials Technology Centre and Materials Science Research Centre,
Indian Institute of Technology Madras, Chennai, Tamil Nadu 600036, India

⁸Department of Physics, Sungkyunkwan University, Suwon 16419, Republic of Korea

Collective behavior of spins, frustration-induced strong quantum fluctuations and subtle interplay between competing degrees of freedom in quantum materials can lead to correlated quantum states with fractional excitations that are essential ingredients for establishing paradigmatic models and have immense potential for quantum technologies. Quenched randomness is a new paradigm in elucidating the emergence of spin-liquid-like states in geometrically frustrated magnets. Herein, we report magnetization, specific heat, electron spin resonance, and muon spin resonance studies on a 3d-electron based square lattice antiferromagnet $\text{Sr}_3\text{CuTa}_2\text{O}_9$. In this material, $S = 1/2$ Cu^{2+} nearest-neighbor ions constitute a two-dimensional square lattice. The negative value of Curie-Weiss temperature, obtained from the Curie-Weiss fit of high temperature magnetic susceptibility data indicates the presence of antiferromagnetic interaction between Cu^{2+} moments. Specific heat data show the absence of long-range magnetic ordering down to 64 mK despite a reasonably strong exchange interaction between Cu^{2+} spins as reflected from a Curie-Weiss temperature of -27 K. The power-law behavior and the data collapse of specific heat and magnetization data evince the emergence of a random-singlet state in $\text{Sr}_3\text{CuTa}_2\text{O}_9$. The power-law-like spin auto-correlation function and the data collapse of muon polarization asymmetry with longitudinal field dependence of $t/(\mu_0 H)^\gamma$ further support credence to the presence of a randomness-induced liquid-like state. Our results suggest that randomness induced by disorder is a viable route to realize quantum spin liquid-like state in this square lattice antiferromagnet.

I. INTRODUCTION

Spin correlations, competing interactions and quantum character of spins in frustrated quantum materials offer an ideal platform to harbor entangled quantum states with fractional quantum numbers. These states could have significant implications in addressing some of the fundamental challenges in condensed matter and the development of quantum technologies [1–4]. Magnetic frustration refers to the incompatibility of various magnetic interactions in the spin-lattice of a quantum material, can lead to a highly degenerate ground state and prevent symmetry-breaking phase transitions in quantum materials. Frustrated magnets are ideal to host novel quantum states such as quantum spin liquids and spin ice [1, 5]. A quantum spin liquid (QSL) is a highly entangled state of matter wherein frustration-induced strong quantum fluctuations prevent long-range magnetic order down to absolute zero temperature despite strong exchange interactions between magnetic moments. Remarkably, QSL is characterized by the presence of fractional excitations such as spinons and Majorana fermions coupled to emergent gauge fields and the spin-correlations display non-local behavior that is robust against weak external perturbations [1–3, 6–10]. The experimental realization of QSLs with fractional quasiparticles

in one-dimensional (1D) quantum magnets owing to strong quantum fluctuations is a well-established scenario. However, the realization of QSLs in two-dimensional (2D) and three-dimensional (3D) quantum magnets remains challenging in view of the presence of various perturbations such as disorder, defects, extra connectivity of magnetic moments in the spin-lattice and finite inter-layer interactions in real materials. In this context, strong quantum fluctuations in frustrated magnets, next-nearest interaction, ring exchange, and exchange anisotropy offer a viable platform in hosting QSL states in promising 2D and 3D spin-lattices [1, 11].

The experimental realization of QSLs in clean and periodic systems remain a great challenge that invokes to discover, design and investigate promising frustrated magnets in this context. Interestingly, it has been suggested that unavoidable disorder in certain frustrated magnets, can lead to a random exchange energy between spins [12–17]. Quenched disorder owing to the presence of defects or site mixing that are fixed into the crystal lattice structure during the synthesis process can induce randomness in exchange energies and hence quantum fluctuation, which offers a viable route to stabilize the QSL state in frustrated magnets [18]. The subtle interplay between quantum fluctuations induced by anti-site disorder, magnetic frustration and emergent degrees of freedom can give rise to novel disordered ground states such as random-singlet state, where spins interact antiferromagnetically and form spin-singlet pairs. In 1D quantum spin chain with Heisenberg antiferromagnetic interactions, random cou-

* pkhuntia@iitm.ac.in

pling between $S = 1/2$ spins forms random spin-singlet pairs [19–21]. However, random-singlet states in 2D and 3D spin-lattices have not been well studied yet due to the scarcity of such frustrated magnets [20–24].

Among various 2D spin-lattices, spin-1/2 square lattice has drawn considerable interest due to the proposal of high-temperature superconductivity, and later various theoretical models on square lattice Heisenberg antiferromagnets were introduced to explore various exotic states, including quantum spin liquids [25–29]. In this context, understanding the fundamental characteristics of the ground state of a 2D square lattice is crucial in quantum materials. In 2D spin-1/2 square lattice, the nearest-neighbor antiferromagnetic exchange interaction (J_1) does not host a quantum disordered ground state; instead, it favors long-range magnetic order even in the presence of strong disorder [30]. The presence of competing next-nearest neighbor antiferromagnetic interactions (J_2) gives rise to frustration in the spin-lattice, and stabilizes a quantum disordered ground state in the frustrated regime $0.4 \lesssim J_2/J_1 \lesssim 0.6$ [24]. Interestingly, it is possible to realize a non-magnetic random-singlet state in this square lattice antiferromagnets ($J_1 - J_2$ model) even in the unfrustrated regime if we introduce randomness in the exchange interactions [13, 24]. In another theoretical model on a square lattice called the J - Q model, wherein Heisenberg exchange interaction J along with multispin exchange interaction Q (i.e., the interaction between correlated singlets) can prevent long-range antiferromagnetic order even in the absence of frustration [13, 31]. Due to bond randomness, there exists a broad range of antiferromagnetic exchange interactions that lead to a power-law distribution of exchange interactions $P(J) \sim J^{-\alpha}$ at low energies in the renormalization group flow of the random-singlet state [18]. This is manifested as unconventional scaling behavior of low-temperature magnetic susceptibility and specific heat in frustrated magnets with quenched disorder [15, 17, 18, 32]. Remarkably, in the presence of an XY anisotropy of the low-temperature spin correlations, the experimental observation of magnetic properties associated with a finite-temperature Berezinskii-Kosterlitz-Thouless phase transition may be possible in quasi-2D spin-1/2 square-lattice antiferromagnets [33, 34].

Recently, the rare-earth based triangular lattice antiferromagnet YbMgGaO_4 has received widespread acclaim as a promising quantum spin liquid candidate [35–38]. The presence of anti-site disorder between Mg^{2+} and Ga^{3+} leads to the formation of a random crystal field, which is believed to be the driving factor behind the emergence of quantum disordered liquid-like state [39]. Disorder-induced quantum spin liquid states are also proposed in a few promising frustrated materials such as $\text{Ho}_2\text{Ti}_2\text{O}_7$, $\text{Pr}_2\text{Zr}_2\text{O}_7$ [40, 41], $\text{Ba}_3\text{CuSb}_2\text{O}_9$ [42] and Y_2CuTiO_6 [43]. It is proposed that disorder can induce long-range entanglement and depending upon the degree of disorder, it can show Coulombic spin liquid, Mott glass and conventional glassy phases in the ground state [40]. In Y_2CuTiO_6 , $S = 1/2$ Cu^{2+} ions and non-magnetic Ti^{4+} ions share the same atomic site forming a triangular lattice with a 50:50 occupancy ratio. Despite such a huge site dilution, Y_2CuTiO_6 does not show conventional magnetic or

der or spin freezing down to 50 mK, indicating a disorder-driven cooperative paramagnetic state. Interestingly, the universal scaling of specific heat in Y_2CuTiO_6 also reveals the formation of a random-singlet state at low temperatures [43]. In $\text{Ba}_3\text{CuSb}_2\text{O}_9$, the CuSbO_9 unit forms Cu-Sb dumbbells, which give rise to electric dipole moment due to the charge difference between Cu^{2+} and Sb^{5+} ions, and the site sharing of Cu^{2+} (33%) with non-magnetic Sb^{5+} (67%) ions leads to spin-orbital liquid-like behavior [42, 44]. In a similar vein, triangular lattice antiferromagnet $\text{Sr}_3\text{CuSb}_2\text{O}_9$ with substantial anti-site disorder between Cu^{2+} and Sb^{5+} ions shows gapless quantum spin liquid-like behavior down to 65 mK [45].

A random-singlet state is demonstrated in a chemically substituted $S = 1/2$ square lattice antiferromagnet $\text{Sr}_2\text{CuTe}_{0.5}\text{W}_{0.5}\text{O}_6$ [46], wherein the square lattice of Cu^{2+} is not disordered but bond randomness originates from the site mixing of non-magnetic Te^{6+} and W^{6+} ions. The spin-1/2 Heisenberg J_1 - J_2 model on a honeycomb lattice is also proposed to host random-singlet-driven spin-liquid-like behavior [32]. The nearest-neighbor antiferromagnetic Heisenberg interaction J_1 can not induce frustration in the bipartite honeycomb lattice and the ground state is antiferromagnetic. An additional next nearest-neighbor antiferromagnetic exchange interaction J_2 is essential to induce frustration that leads to a quantum spin-liquid-like ground state in a honeycomb lattice. The random distribution of exchange interactions leads to a wide range of binding energies for singlet dimers, resulting in a gapless behavior [13]. The spin liquid behavior observed in honeycomb lattice antiferromagnet $6\text{HB-Ba}_3\text{NiSb}_2\text{O}_9$ could be explained well by the notion of a random-singlet state [32, 47]. Recently, a quantum spin-liquid-like random-singlet state is observed in disordered antiferromagnet $\text{Li}_4\text{CuTeO}_6$ and an organic verdazyl-based complex with a honeycomb lattice [17, 48]. The substitution of suitable chemical element in a controlled manner can reveal interesting insights in the host lattice of frustrated magnet, for instance, the substitution non-magnetic Ir^{3+} ion at Ru^{3+} site of the celebrated Kitaev magnet $\alpha\text{-Ru}_{1-x}\text{Ir}_x\text{Cl}_3$ induces quenched disorder that drives the diluted system into a spin liquid state [12].

The random-singlet state in 1D quantum spin systems has been well-established through extensive studies [19–21, 49]. Even an infinitesimal bond disorder can lead a 1D spin system into a random-singlet state [50, 51]. For instance, substituting Si with Ge, a random-singlet state is achieved in the spin-chain $\text{BaCu}_2(\text{Si}_{1-x}\text{Ge}_x)_2\text{O}_7$ [49], where the parent compound $\text{BaCu}_2\text{Si}_2\text{O}_7$ shows long-range antiferromagnetic order [52]. Understanding the role of randomness in strongly frustrated 2D spin-lattice is an uncharted venue. How the random-singlet in 2D spin-lattices resembles or differs from that found in 1D spin-lattices is still unclear. More experimental candidates and evidence is required to explore how randomness and/or frustration induces various ground states, especially spin-liquid-like states in 2D and 3D spin-lattices [13, 24]. In this context, the search for novel frustrated magnets with quenched disorder and the experimental realization of randomness-induced correlated quantum states in 2D spin-lattices is necessary to establish a generic framework in elucidating macroscopic and microscopic magnetic properties in a

variety of frustrated quantum materials [16, 18, 53].

In this work, we report magnetization, specific heat, muon spin resonance and electron spin resonance on a square lattice $\text{Sr}_3\text{CuTa}_2\text{O}_9$ (henceforth SCTO), in which nearest-neighbor magnetic Cu^{2+} ions constitute a square lattice in the a - b plane. In this material, Cu^{2+} ion shares the same crystallographic site with non-magnetic Ta^{5+} ion with a ratio 1 : 2. This system can thus be considered as a site-diluted square lattice of spin $S = 1/2$ Cu^{2+} ions. The magnetic susceptibility shows no signature of a magnetic phase transition down to 2 K. The Cu^{2+} ($S = 1/2$) moments interact antiferromagnetically with a moderate Curie-Weiss temperature (-27 K). Specific heat confirms the absence of long-range magnetic ordering down to 64 mK, implying a disordered ground state. The magnetization, specific heat and muon asymmetry results display a data collapse behavior pointing towards correlated quantum state. The unusual scaling behavior of high field magnetization up to 52 T, ESR line width and zero-field muon relaxation rate at low temperature along with the data collapse behavior of thermodynamic and μSR results suggest a random-singlet state in SCTO that is reconciled with the theoretical framework in the context of a randomness-induced quantum disordered liquid-like state.

II. METHODS

Polycrystalline sample of SCTO was prepared by a conventional solid-state synthesis method from high purity Sr_2CO_3 (Alfa Aesar, 99.994%), Ta_2O_5 (Alfa Aesar, 99.993%) and CuO (Alfa Aesar, 99.995%). The stoichiometric amount of each material was mixed together and then pelletized. The single phase was obtained after firing it at 800°C (12 hrs), 900°C (24 hrs) and 950°C (48 hrs) with intermediate grindings. The phase purity was checked by a Rigaku X-Ray diffractometer at room temperature using $\text{Cu } K_\alpha$ radiation. The physics of frustrated magnets is quite rich and diverse, which requires complementary experimental techniques to probe various facets at play. A SQUID-VSM instrument (Quantum Design) was used to perform magnetization measurements in the temperature range of $2\text{ K} \leq T \leq 400\text{ K}$ under magnetic fields $0\text{ T} \leq \mu_0 H \leq 5\text{ T}$. Specific heat measurements were carried out using a Physical Properties Measurement System (QD, PPMS) in the temperature range of $2\text{ K} \leq T \leq 200\text{ K}$ and in magnetic fields of $0\text{ T} \leq \mu_0 H \leq 7\text{ T}$. In addition, low-temperature specific heat measurements in zero field and 1 T were carried out down to 64 mK using a dilution refrigerator (Quantum Design). We used a continuous wave ESR spectrometer at X-band frequencies ($\nu = 9.4\text{ GHz}$). The powder sample was embedded in paraffine and the temperature was set in between $3\text{ K} \leq T \leq 300\text{ K}$ using a helium-flow cryostat. We performed zero-field (ZF) and longitudinal-field (LF) muon spin relaxation (μSR) measurements on the M20 beamline using the LAMPF spectrometer ($2\text{ K} \leq T \leq 200\text{ K}$) at TRIUMF (Vancouver, Canada). The obtained μSR data were analyzed using MUSRFIT software [54]. The high-field magnetization experiment was conducted at 1.4 K in pulsed magnetic fields up to 52 T using the facilities at the Dresden High Magnetic Field

Laboratory.

III. RESULTS

Crystal structure of $\text{Sr}_3\text{CuTa}_2\text{O}_9$

Rietveld refinement of powder x-ray diffraction data was carried out using GSAS software [55]. For Rietveld refinement, initial structural parameters were taken from the isostructural compound $\text{Sr}_3\text{CuNb}_2\text{O}_9$ [56]. $\text{Sr}_3\text{CuTa}_2\text{O}_9$ crystallizes in the tetragonal space group $P4mm$, which generally hosts a square lattice in magnetic materials [56–60]. The Rietveld refinement parameters of SCTO are given in supplementary (SM) Table 1 and the refinement pattern is shown in SM Fig. 1b. Nearest-neighbor magnetic Cu^{2+} ions form a square lattice (see Fig. 1b inset), but $2/3$ of the same sites are shared by non-magnetic Ta^{5+} ions. Six oxygen atoms constitute a CuO_6 polyhedron where Cu^{2+} ion is at the center of the polyhedron (see SM Fig. 1a). The intra-layer Cu^{2+} - Cu^{2+} bond length is 3.967 \AA whereas, the inter-layer length is 4.067 \AA . The nearest-neighbor Cu^{2+} ions are connected via a Cu-O-Cu super-exchange path where the Cu-O-Cu angle is 172.5° . The inter-planar super-exchange interaction is mediated via another Cu-O-Cu path having an angle of 180° . This is in accordance with the Goodenough-Kanamori rule [61] which suggests antiferromagnetic interaction is expected from the Cu-O-Cu exchange path. It is interesting to investigate the role of exchange interactions and quenched disorder in determining the ground state properties in this site-diluted square lattice antiferromagnet.

Magnetization

Magnetization experiments as a function of temperature and field convey valuable information concerning the nature of exchange interaction between magnetic moments in the spin-lattice, spin correlations, anisotropy, and disorder that are essential to shed insights into the ground state properties of frustrated magnets. The left y-axis of Fig. 1a represents the magnetic susceptibility taken in an applied magnetic field of 0.1 T in the temperature range $2\text{ K} \leq T \leq 400\text{ K}$. There is no anomaly in the magnetic susceptibility data down to 2 K, suggesting the absence of a magnetic phase transition. The inverse susceptibility data (see right y-axis of Fig. 1a) can be well reproduced by the Curie-Weiss formula, $\chi(T) = \chi_0 + \frac{C}{T - \theta_{\text{CW}}}$ in the temperature range $250\text{ K} \leq T \leq 400\text{ K}$. The value of the temperature independent susceptibility χ_0 is $-6.2 \times 10^{-5}\text{ cm}^3/\text{mol}$, which is originated due to diamagnetic susceptibility as well as van-Vleck paramagnetic susceptibility. However, the negative sign indicates that diamagnetic susceptibility dominates the latter. A negative Curie-Weiss temperature of $\theta_{\text{CW}} \approx -27\text{ K}$ was extracted from the high-temperature Curie-Weiss fit, which indicates that the dominant interaction between the Cu^{2+} spins is antiferromagnetic. The Curie-Weiss fit yields an effective moment of $\mu_{\text{eff}} = 1.74\text{ } \mu_{\text{B}}$, which is close to the free ion moment of $S = 1/2$

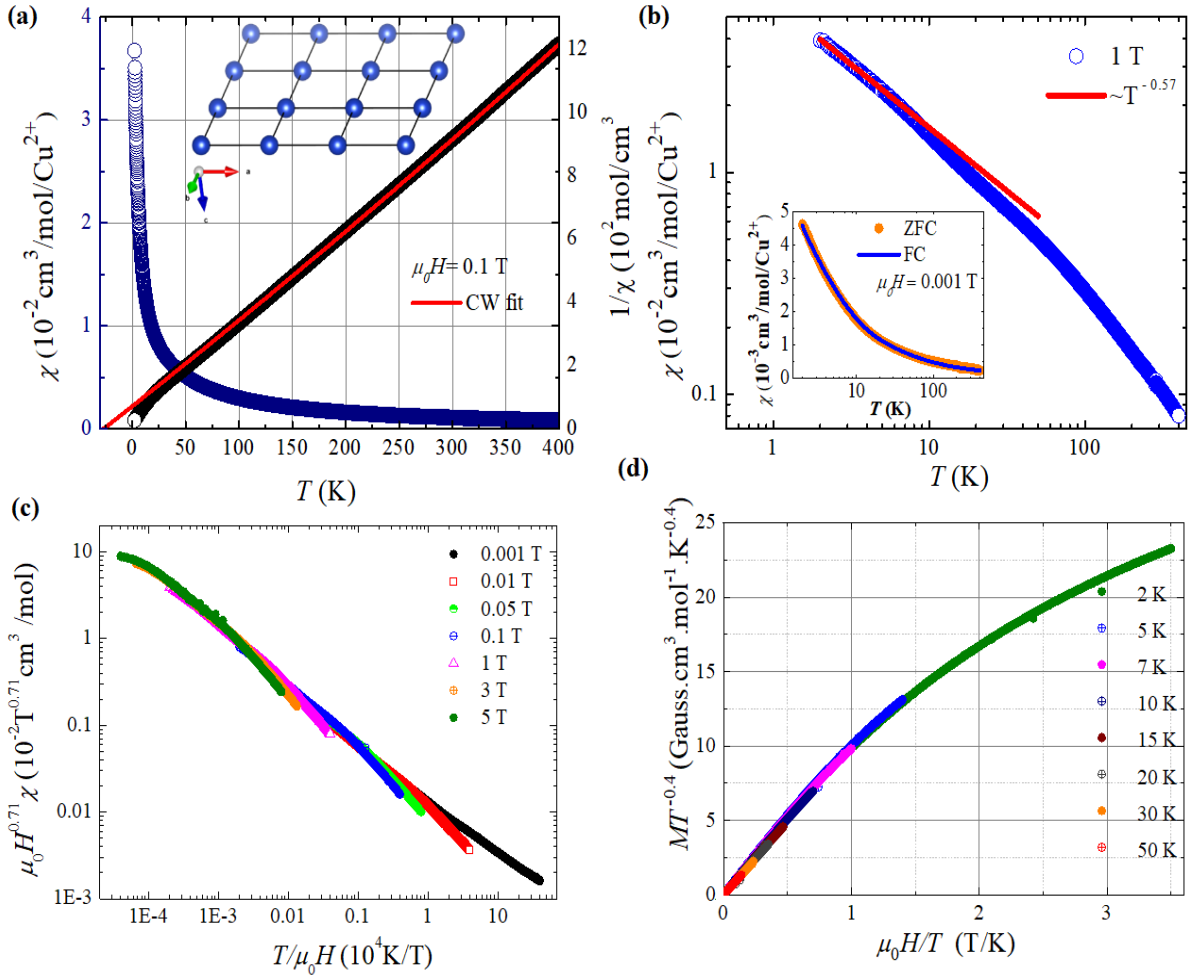


Figure 1. **(a)** Left y axis: Temperature dependence of magnetic susceptibility of SCTO measured in an applied magnetic field of 0.1 T. Right y-axis: The temperature dependence of inverse susceptibility data with Curie-Weiss fit. The inset shows the square lattice composed of Cu atoms. **(b)** The power-law fit of magnetic susceptibility in 1 T. The inset shows the ZFC-FC data recorded in 0.001 T. **(c)** Scaling of magnetic susceptibility with $(\mu_0 H)^{0.71} \chi$ vs. $T/\mu_0 H$. **(d)** Scaling of magnetization isotherms with $MT^{-0.4}$ vs. $\mu_0 H/T$. The collapse of magnetic susceptibility and magnetization isotherms to respective single curves suggests a randomness-induced quantum effect is at play in this square lattice antiferromagnet.

Cu^{2+} ion ($g\sqrt{S(S+1)}\mu_B$, g = Landé g factor). The zero-field-cooled (ZFC) and field-cooled (FC) data taken in an applied magnetic field of 0.001 T (see inset of Fig. 1b) do not show any bifurcation, suggesting the absence of any spin freezing.

In quenched-disorder materials, random exchange interaction gives rise to a power-law behavior ($\propto T^{-\gamma}$) in low-temperature magnetic susceptibility data [16, 18, 31]. We fitted the susceptibility data (see Fig. 1b) in between 2-5 K with a power-law $\propto T^{-0.57}$. Another key signature of the random-singlet state is the scaling of susceptibility and specific heat data [15]. We plotted $(\mu_0 H)^\gamma \chi$ vs. $T/\mu_0 H$ in Fig. 1c for magnetic field up to 5 T where the value γ turned out to be 0.71, which is close to the value obtained from the power-law fit. All data points fall into the same curve at low temperatures, indicating bond randomness in the system [62]. To confirm the universal scaling behavior, $MT^{-\beta}$ vs. $\mu_0 H/T$ data are

plotted in Fig. 1d. The value of β obtained from the scaling is 0.4, which is close to the expected value $1 - \gamma = 0.43$. Similar scaling behavior was recently reported in a Kitaev spin liquid candidate $\text{H}_3\text{LiIr}_2\text{O}_6$ wherein disorder-induced low energy density of states $N(E) \sim E^{-0.5}$ give rise to a power-law behavior in the low-temperature magnetic susceptibility data [63]. The scaling behavior of magnetization in the Kitaev magnet $\text{H}_3\text{LiIr}_2\text{O}_6$ suggests the realization of a random-singlet state. The absence of hysteresis in the M vs. $\mu_0 H$ curve at low T also rules out the existence of spin freezing and impurity in this material (see SM Fig. 1c). Magnetization isotherms taken at different temperatures and high-field magnetization data are shown in SM Fig. 1d and SM Fig. 1e, respectively. The high-field data are well reproduced up to 52 T considering a power-law distribution function $P(J) \propto J^{-\alpha}$ (see SM text) of singlet states. Here, J is the isotropic exchange coupling between the spins of a singlet. We found that

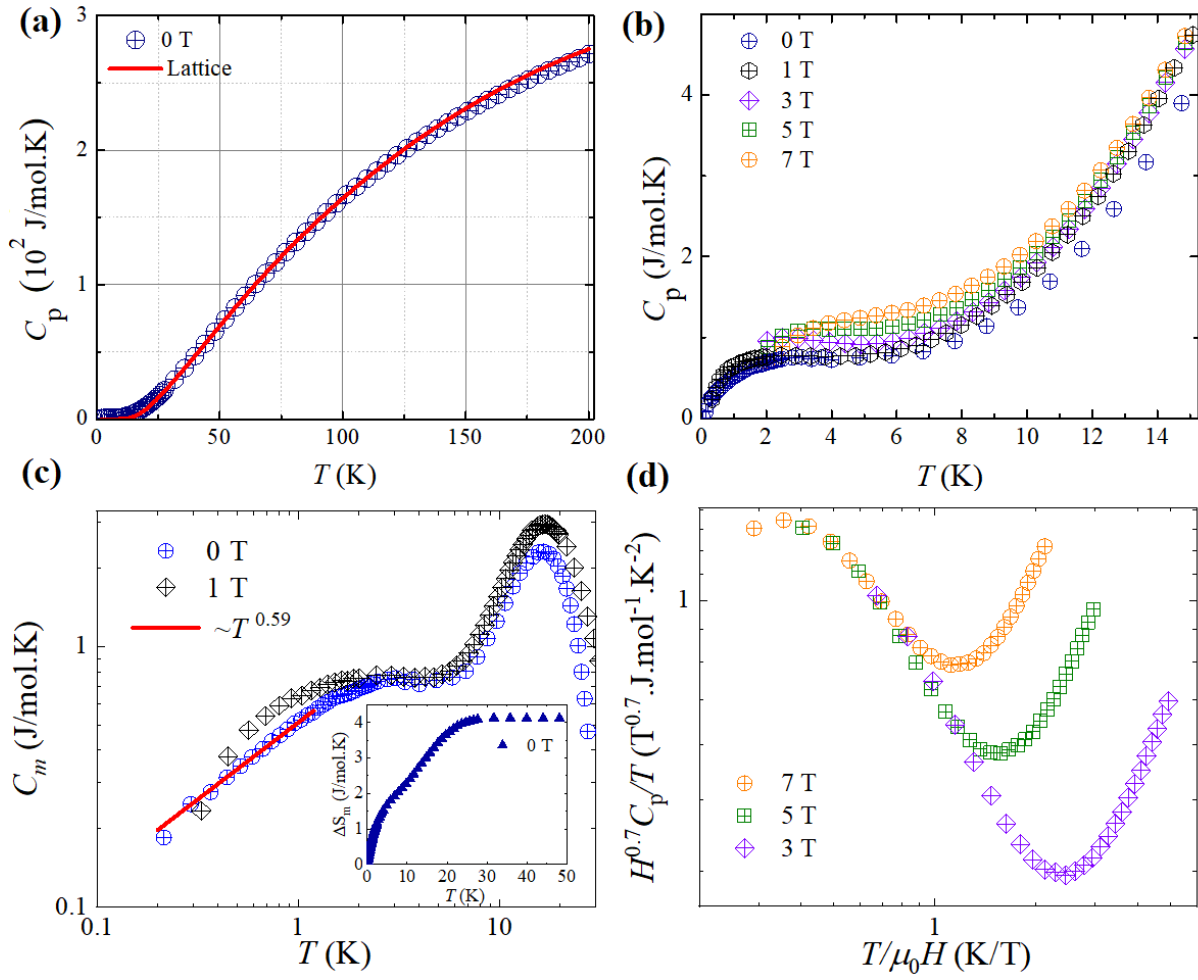


Figure 2. **(a)** Temperature dependence of specific heat for SCTO in zero field. Red line shows the lattice contribution determined from the combination of Debye and Einstein models as described in the text. **(b)** Low-temperature specific heat in different applied magnetic fields. **(c)** Temperature dependence of magnetic specific heat (C_m) after subtracting the lattice specific heat from total specific heat. Zero-field C_m follows the power-law $C_m \sim T^{0.59}$ (red line) at low temperatures. The inset shows entropy release up to 50 K. **(d)** The data collapse of specific heat taken in different magnetic fields onto a single curve suggests the presence of a random-singlet state that is in agreement with magnetic susceptibility data.

the α value is ~ 0.45 , which is close to the value found in another random-singlet material $\text{Ba}_5\text{CuIr}_3\text{O}_{12}$ [64]. In addition, the power law behavior of the field dependence of magnetization $M \sim (\mu_0 H)^{2.6}$ at 1.4 K taken in fields up to 52 T is in agreement with a random singlet scenario in SCTO (see SM Fig. 1e). This indicates that there might be enormous low-energy density of states in this square lattice antiferromagnet.

Specific heat

Specific heat measurements offer an ideal probe to track phase transitions and the nature of low-energy excitations at low temperatures in correlated electron materials. Fig. 2a and Fig. 2b show the temperature dependence of the specific heat in zero field and different applied fields, respectively. The absence of any anomaly down to 64 mK in zero field indicates

that there is no long-range magnetic order despite a moderate Curie-Weiss temperature, which suggests that the titled square lattice is a highly frustrated antiferromagnet. At higher temperatures, specific heat is dominated by phonon contribution. In order to extract the phonon contribution, the specific heat data are fitted ($32 \text{ K} \leq T \leq 90 \text{ K}$) with a combination of one Debye and three Einstein functions (solid red line in Fig. 2a) as given below [65, 66]

$$C_{\text{lattice}}(T) = C_D \left[9k_B \left(\frac{T}{\theta_D} \right)^3 \int_0^{\theta_D/T} \frac{x^4 \exp(x)}{[\exp(x) - 1]^2} dx \right] + \sum_i 3RC_{E_i} \left(\frac{\theta_{E_i}}{T} \right)^2 \frac{\exp\left(\frac{\theta_{E_i}}{T}\right)}{\left[\exp\left(\frac{\theta_{E_i}}{T}\right) - 1 \right]^2}, \quad (1)$$

where the first and second term correspond to the Debye and Einstein specific heat, respectively and θ_D and θ_{E_i} are the De-

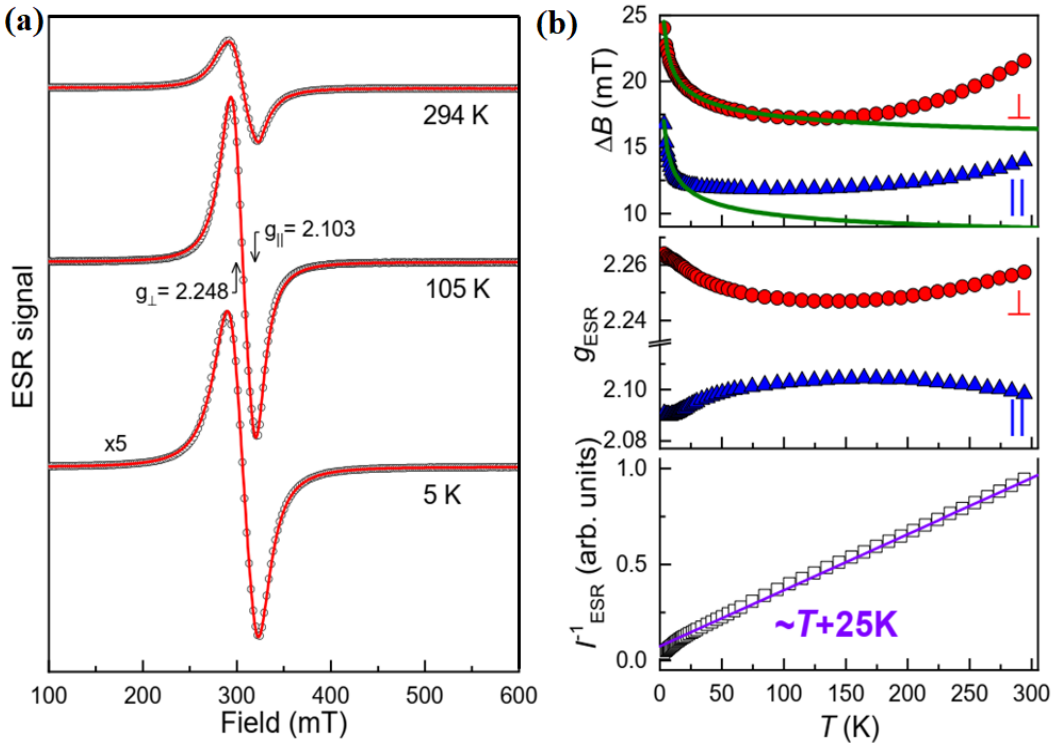


Figure 3. **(a)** X-band ESR spectra (symbols) at representative temperatures with fit to uniaxial powder-averaged Lorentzians (solid lines). Fitted values of anisotropic g -values are indicated for the spectrum at $T = 105$ K. **(b)** Temperature dependence of fitted parameters linewidth and effective g -value and inverse integrated ESR intensity with Curie-Weiss behavior as indicated by the solid line. Solid lines in the upper panel indicate a power-law fit $\sim T^{-0.37}$.

bye and Einstein temperatures, respectively. C_D and C_{E_i} are the Debye and Einstein coefficients, respectively, and R is the universal gas constant. The weightage factor for C_D , C_{E_1} , C_{E_2} and C_{E_3} are 1, 3, 5 and 6, respectively. These coefficients are fixed in a way that the ratio of the Debye coefficient and the sum of all Einstein coefficients should be $1 : n - 1$, where n is the number of atoms in a unit cell of SCTO (i.e., 15). The values of θ_D , θ_{E_1} , θ_{E_2} and θ_{E_3} are 290 ± 23 K, 120 ± 1 K, 279 ± 4 K and 604 ± 4 K, respectively. The lattice contribution is subtracted from the total specific heat data to obtain the magnetic specific heat (C_m). The Fig. 2c depicts the low temperature magnetic specific heat and the inset of Fig. 2c represents the entropy change that is obtained by integrating C_m/T over the temperature range $64 \text{ mK} \leq T \leq 50 \text{ K}$ for zero field. For a spin-half system, the maximum entropy release should be 5.76 J/mol.K . However, for the present system, the maximum entropy change is 4.13 J/mol.K in zero field, which is lower than that expected for $S = 1/2$ quantum systems. The residual entropy at low temperatures is attributed to ground state degeneracy, which is a common scenario in spin liquid candidates [43, 46, 67, 68].

The temperature dependence of specific heat in various magnetic fields provides information concerning spin correlations and magnetic excitations in the ground state of frustrated magnets under study. It is well known that the temperature dependence of specific heat of several quantum spin liquids show a power-law owing to exotic low-energy exci-

tations in the ground state. A random-singlet phase can also give rise to power-law behavior in low- T specific heat data [64, 69]. We found that the low-temperature magnetic specific heat data can be reconciled with the power-law $C_m \sim T^{0.59}$ (see Fig. 2c), suggesting a random-singlet state with low-lying excitations [17]. It has been suggested that $S = 1/2$ quantum magnets on 2D spin lattices with random exchange energies can host such a disorder-induced quantum phenomena [18]. The specific heat $C(H, T)$ shows a unique behavior in such systems and specific heat data in various magnetic fields collapse onto a single scaling curve (for $T/\mu_0 H \ll 1$) given by $C(\mu_0 H, T)/T \approx \frac{1}{(\mu_0 H)^\gamma} F(\frac{T}{\mu_0 H})$, where F is the scaling function [16]. The scaling behavior of $(\mu_0 H)^\gamma C_p/T$ with $T/\mu_0 H$ in SCTO is demonstrated in Fig. 2d, and the obtained value of γ is 0.7, which is in line with what is expected in a random-singlet state [16, 18]. The upturn in high $T/\mu_0 H$ values (See Fig. 2d) is due to the phonon contribution. The observed scaling behavior of the specific heat suggests the realization of a randomness-driven liquid-like state in SCTO, which is attributed to competing interactions mediated by intrinsic but unavoidable anti-site disorder in the spin-lattice. It is worth mentioning that similar data collapse was also found in a disordered triangular lattice Y_2CuTiO_6 [43] with a scaling coefficient $\gamma = 0.7$. The specific heat in zero field shows a broad maximum around 17 K reflecting the onset of short-range spin correlation between Cu^{2+} spins at low temperatures in this

square lattice antiferromagnet.

Electron spin resonance

Electron spin resonance (ESR) is a sensitive microscopic probe for magnetism and provides a direct access to the spin dynamics of the Cu^{2+} spins in SCTO. The ESR spectra, representing the first derivative of the absorbed microwave power, are shown in Fig. 3a for a few representative temperatures. The lines could be well reproduced using a symmetric Lorentzian shape, averaged for uniaxial g -factor anisotropy (solid red lines). The linewidth ΔB extracted from these spectra is associated with the spin relaxation rate, including spin-spin and spin-lattice interactions. On the other hand, the resonance field B_{res} gives information regarding the g -factor and internal fields. Hence, the effective ESR g -factor, given by $g_{\text{ESR}} = h\nu/\mu_{\text{B}}B_{\text{res}}$, is a measure of both the spins' g -factor and the magnetic molecular-field. For $T = 105$ K, we obtained $g_{\parallel} = 2.103$ and $g_{\perp} = 2.248$, corresponding to an averaged value $g_{\text{avg}} = \sqrt{(g_{\parallel}^2 + 2g_{\perp}^2)/3} = 2.201$. As shown in Fig. 3b, both ΔB and g_{ESR} exhibit a change in their temperature dependence at $T \simeq 100$ K. The increase of ΔB towards low temperatures indicates the enhancement of Cu^{2+} spin correlations, whereas spin-lattice relaxation processes dominate the broadening towards high temperatures. Both perpendicular and parallel component of ΔB follow power-law behavior at low temperatures with a critical exponent 0.37 (i.e., $\Delta B \sim T^{-0.37}$), indicating a random-singlet ground state [70]. The ESR intensity I_{ESR} , which can be measured through the integrated ESR absorption spectra, originates from the static spin-probe susceptibility. Hence, it can be used as an intrinsic microscopic probe of the sample magnetization. As can be seen in the bottom panel of Fig. 3b, the temperature dependence of I_{ESR}^{-1} follows a Curie-Weiss law at high temperatures with the Weiss temperature of -25 K, which is consistent with that obtained from magnetic susceptibility data.

Muon spin relaxation

The magnetization and specific heat results follow a universal scaling behavior which evidences a randomness-driven quantum disordered state in the frustrated square lattice SCTO with quenched disorder. This invokes more sensitive local-probe magnetic investigations that could unambiguously confirm the spin-liquid-like ground state and enable testing a dynamic scaling behavior. In order to determine the magnetic ground state and spin dynamics, we performed μSR experiments on SCTO. As displayed in Fig. 4a, the ZF- μSR spectra show no indication of the presence of static magnetism down to 2 K, such as a coherent muon oscillation signal and 1/3 recovery of the asymmetry at long times. Rather, the asymmetry exhibits an exponential decay in the measurement temperature range. These are consistent with the absence of long-range magnetic ordering down to 2 K, evidenced by the magnetic and thermodynamic properties. For

quantitative analysis, we fit the obtained ZF- and LF- μSR spectra with the stretched exponential relaxation function, $P_z(t) = P_z(0) \exp[-(\lambda_{\text{ZF/LF}} t)^{\beta_{\text{ZF/LF}}}]$. Here, $\lambda_{\text{ZF/LF}}$ is the muon spin relaxation rate and $\beta_{\text{ZF/LF}}$ is the stretching exponent.

In Fig. 4b and Fig. 4c, we plot the extracted parameters for the ZF- μSR results. Above 10 K, the muon spin relaxation rate has a nearly constant value close to $\sim 0.10 \mu\text{s}^{-1}$, indicating rapidly fluctuating moments. In the paramagnetic state, the spin fluctuation ν can be evaluated by $\nu = \sqrt{z}JS/\hbar$, where $z = 4$ is the nearest-neighbor coordination number and J is the nearest-neighbor exchange interaction. By using $k_{\text{B}}\theta_{\text{CW}} = 2zS(S+1)J/3$, we obtain the exchange fluctuation rate of $\nu = 1.77 \times 10^{12} \text{ s}^{-1}$. Combined with the relation $\lambda_{\text{ZF}} = (2\Delta^2)/\nu$, $\lambda_{\text{ZF}}(T > 10 \text{ K}) \sim 0.10 \mu\text{s}^{-1}$ provides the field distribution width of the local magnetic field $\Delta = 297$ MHz, less than $\nu = 1.77 \times 10^{12} \text{ s}^{-1}$. With decreasing temperature below 10 K, λ_{ZF} increases gradually down to 2 K. This suggests the slowing down of the Cu^{2+} moment fluctuations by the development of spin correlations below 10 K. Note that the stretched exponent exhibits a nearly temperature independent behavior for all temperatures and has the average value $\beta_{\text{ZF/LF}}^{\text{Avg}} = 1.03$, close to a simple exponential decay. The power-law behavior of λ_{ZF} ($\sim T^{-0.29}$) at low temperatures indicates a quantum-critical scaling which is consistent with a random-singlet state (see the red line in Fig. 4b). Similar power-law behavior in zero-field muon relaxation rate was found in the random-singlet material $\text{Sr}_2\text{CuTe}_{1-x}\text{W}_x\text{O}_6$ [71].

We turn to the LF- μSR results of SCTO. Fig. 4d shows the representative LF spectra at $T = 2$ K in different fields. Though the long-time relaxation of the μSR asymmetry begins to recover by applying a weak LF, the applied LF of 4 kG is insufficient to fully decouple the muon spin from internal local fields. The residual relaxation suggests that the muon spin relaxation is mainly dominated by dynamically fluctuating spins, which is consistent with the absence of long-range magnetic order down to 2 K. In Fig. 4e and Fig. 4f, we summarize the extracted parameters in a semi-log scale. It is well established that, for the simple exponential correlation function, $\lambda_{\text{LF}}(H_{\text{LF}})$ can be described by the Redfield formula $\lambda_{\text{LF}}(H_{\text{LF}}) = 2\Delta^2\nu/(\nu^2 + \gamma_{\mu}^2 H_{\text{LF}}^2)$. However, $\lambda_{\text{LF}}(H_{\text{LF}})$ is not reproduced by the Redfield formula (the dashed line in Fig. 4e). This signifies the presence of an algebraic term in the spin correlation function at low temperatures, $S(t) \sim (\tau/t)^x \exp(-\nu t)$, where τ and ν the early and late cut-off times and x is the critical exponent [72–74]. To describe the field evolution of λ_{ZF} , we employ a general expression that can be derived from both semiclassical and full quantum approaches,

$$\lambda_{\text{ZF}}(H_{\text{ZF}}) = 2\Delta^2\tau^x \int_0^{\infty} t^{-x} \exp(-\nu t) \cos(2\pi\mu_0\gamma_{\mu}H_{\text{ZF}}t) dt. \quad (2)$$

As shown in Fig. 4e, $\lambda_{\text{ZF}}(H_{\text{ZF}})$ is well reproduced by Eq. 2 with $x = 0.4029$ and $\nu = 2.5043 \times 10^6 \text{ Hz}$ (the solid lines in Fig. 4a). This indicates that the spin auto-correlation function exhibits a power-law-like decaying at low temperatures, which is slower than $S(t) \sim \exp(-\nu t)$ with $\nu = 1.77 \times 10^{12} \text{ Hz}$ at high temperatures. The slowing down of the spin fluctu-

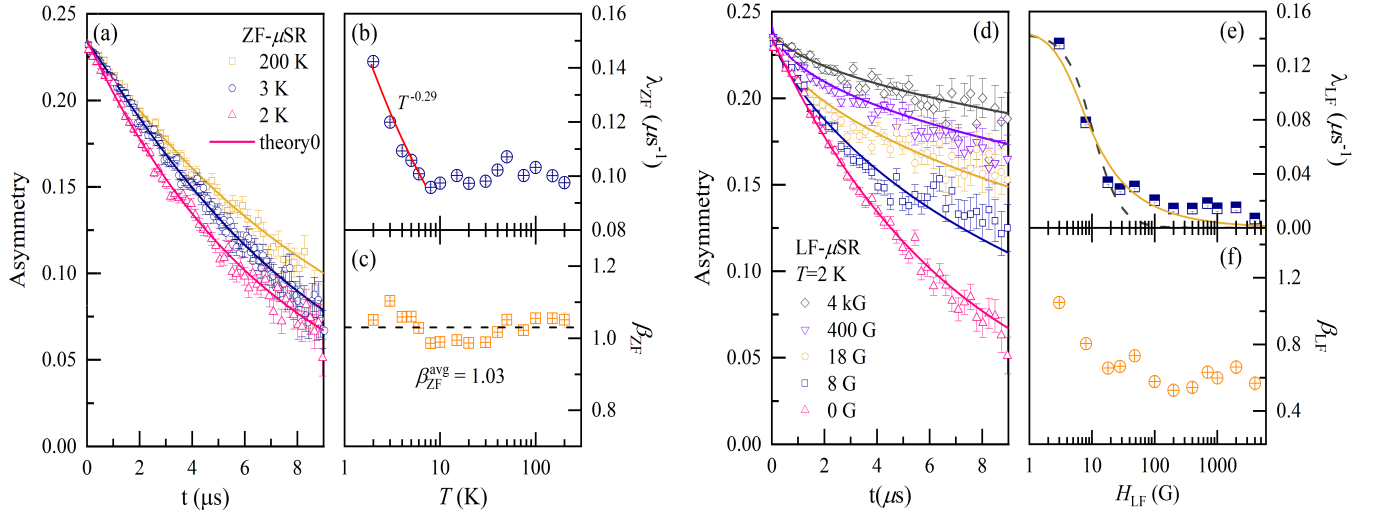


Figure 4. (a) Representative ZF- μ SR spectra at different temperatures. The solid lines denote the fittings to the data as described in the main text. (b) Temperature dependence of the muon spin relaxation rate $\lambda_{ZF}(T)$ in a semi-log scale with a power-law fit $\sim T^{-0.29}$. (c) Stretched exponent as a function of temperature $\beta_{ZF}(T)$. The dashed horizontal line indicates the average value of $\beta_{ZF}(T)$. (d) LF- μ SR spectra at $T = 2$ K in various longitudinal fields. The solid lines represent the fits to the data. (e) LF dependence of the muon spin relaxation rate $\lambda_{LF}(H_{LF})$ in a semi-log scale. The solid and dashed curves denote the fittings to $\lambda_{LF}(H_{LF})$ as described in the main text. (f) Stretched exponent as a function of LF $\beta_{LF}(H_{LF})$.

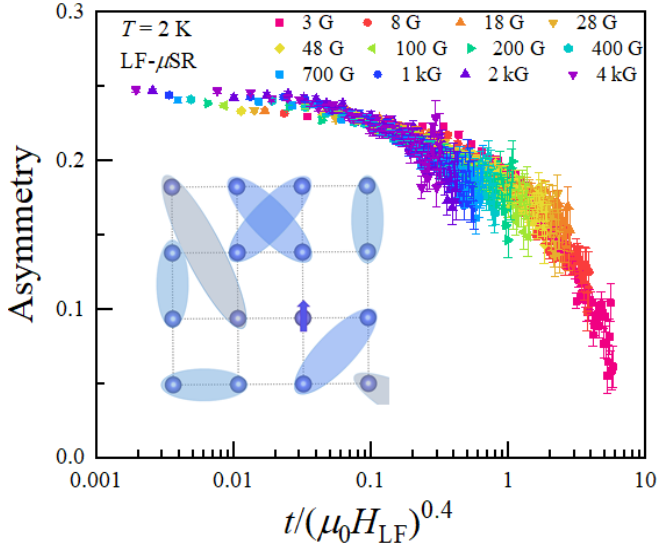


Figure 5. Time-field scaling of LF- μ SR asymmetries in a semi-log scale at $T = 2$ K. The collapse of muon asymmetries onto a single curve demonstrates a randomness-driven dynamic state in a square lattice antiferromagnet. The inset shows schematic of a random-singlet state. Each spin-singlet is represented by an oval spanning over two sites. Unpaired spin is denoted by an arrow.

ations reflects the long-time spin correlations at low T . Based on these observations, we infer that SCTO has the dynamically fluctuating ground state realized in the square lattice at least down to 2 K. We note that the LF dependence of the stretching exponent is somewhat different from the expecta-

tion for quantum spin liquid candidates. It is expected that β_{LF} increases with increasing field because of the quenched inhomogeneous local fields by an LF in quantum spin liquids. However, $\beta_{LF}(H_{LF})$ for SCTO manifest an opposite behavior to the typical behavior. This may be due to exchange randomness by the site disorder between Cu^{2+} and Ta^{5+} ions. The exchange randomness induces an inhomogeneous local field distribution, so that a weak magnetic field can lead to the partial modulation of internal local fields. Therefore, the spatially inhomogeneous local field distributions could be the origin of the LF dependence of β_{LF} .

Figure 5 displays the LF asymmetry as a function of $t/(\mu_0 H)^{\gamma}$. As expected for the randomness-induced disordered state, we observe the time-field scaling behavior of the LF- μ SR spectra in the plot against $t/(\mu_0 H)^{\gamma}$ with $\gamma = 0.4$. The collapse of the LF- μ SR asymmetries into a single curve implies the power-law contribution to the spin correlation function $S(t) \sim (\tau/t)^x \exp(-vt)$ [75, 76]. The scaling exponent $\gamma = 0.4$ is comparable to that determined from the isothermal magnetization, which suggests that all the experimental results are consistent taken on complementary scales and point towards the realization of a random-singlet state in this material. Our μ SR results provide strong signature of a randomness-driven dynamic liquid-like ground state in this novel square lattice antiferromagnet.

IV. CONCLUSION

We have successfully synthesized polycrystalline samples of $\text{Sr}_3\text{CuTa}_2\text{O}_9$ and characterized their magnetic properties down to 64 mK. The Cu^{2+} ($S = 1/2$) moments constitute a

disordered square lattice with sizable antiferromagnetic interaction between constituent spins, and the system does not undergo a phase transition down to 64 mK. Despite substantial site dilution between Cu^{2+} and Ta^{5+} ions, $\text{Sr}_3\text{CuTa}_2\text{O}_9$ shows a dynamic spin-liquid-like state owing to exchange randomness driven by quenched disorder in this square lattice antiferromagnet. This diluted network of spin 1/2 ions forms a random-singlet phase which is confirmed by data collapse of temperature-dependent and magnetic-field-dependent specific heat data. The power-law behavior of magnetic susceptibility data at lower temperatures also supports the formation of a random-singlet state. The power-law spin auto-correlation function and data collapse of time-dependent and longitudinal-field-dependent muon asymmetry further validates the realization of randomness-induced spin-liquid-like

state in this frustrated material. This offers a promising route to explore disorder-driven correlated quantum states in novel quantum materials.

ACKNOWLEDGEMENTS

PK acknowledges the funding by the Science and Engineering Research Board, and Department of Science and Technology, India through Research Grants. The work at SKKU is supported by the National Research Foundation (NRF) of Korea (Grant No. 2020R1A5A1016518). We acknowledge support of the HLD at HZDR, member of the European Magnetic Field Laboratory (EMFL).

-
- [1] L. Balents, *Spin liquids in frustrated magnets*, *Nature* **464**, 199 (2010).
- [2] L. Savary and L. Balents, *Reports on Progress in Physics* **80**, 016502 (2016).
- [3] Y. Zhou, K. Kanoda, and T.-K. Ng, *Quantum spin liquid states*, *Rev. Mod. Phys.* **89**, 025003 (2017).
- [4] C. Nayak, S. H. Simon, A. Stern, M. Freedman, and S. Das Sarma, *Non-Abelian anyons and topological quantum computation*, *Rev. Mod. Phys.* **80**, 1083 (2008).
- [5] A. P. Ramirez, A. Hayashi, R. J. Cava, R. Siddharthan, and B. S. Shastry, *Zero-point entropy in 'spin ice'*, *Nature* **399**, 333 (1999).
- [6] P. Anderson, *Resonating valence bonds: A new kind of insulator?*, *Materials Research Bulletin* **8**, 153 (1973).
- [7] P. Khuntia, M. Velazquez, Q. Barthélemy, F. Bert, E. Kermarrec, A. Legros, B. Bernu, L. Messio, A. Zorko, and P. Mendels, *Gapless ground state in the archetypal quantum kagome antiferromagnet $\text{ZnCu}_3(\text{OH})_6\text{Cl}_2$* , *Nature Physics* **16**, 469 (2020).
- [8] P. Khuntia, F. Bert, P. Mendels, B. Koteswararao, A. V. Mahajan, M. Baenitz, F. C. Chou, C. Baines, A. Amato, and Y. Furukawa, *Spin Liquid State in the 3D Frustrated Antiferromagnet $\text{PbCuTe}_2\text{O}_6$: NMR and Muon Spin Relaxation Studies*, *Phys. Rev. Lett.* **116**, 107203 (2016).
- [9] P. Khuntia, *Novel magnetism and spin dynamics of strongly correlated electron systems: Microscopic insights*, *Journal of Magnetism and Magnetic Materials* **489**, 165435 (2019).
- [10] B. Gao, T. Chen, D. W. Tam, C.-L. Huang, K. Sasmal, D. T. Adroja, F. Ye, H. Cao, G. Sala, M. B. Stone, C. Baines, J. A. T. Verezhak, H. Hu, J.-H. Chung, X. Xu, S.-W. Cheong, M. Nallaiyan, S. Spagna, M. B. Maple, A. H. Nevidomskyy, E. Morosan, G. Chen, and P. Dai, *Experimental signatures of a three-dimensional quantum spin liquid in effective spin-1/2 $\text{Ce}_2\text{Zr}_2\text{O}_7$ pyrochlore*, *Nature Physics* **15**, 1052 (2019).
- [11] T. Arh, B. Sana, M. Pregelj, P. Khuntia, Z. Jagličić, M. D. Le, P. K. Biswas, P. Manuel, L. Mangin-Thro, A. Ozarowski, and A. Zorko, *The Ising triangular-lattice antiferromagnet neodymium heptatantalate as a quantum spin liquid candidate*, *Nature Materials* **21**, 416 (2022).
- [12] S.-H. Baek, H. W. Yeo, S.-H. Do, K.-Y. Choi, L. Janssen, M. Vojta, and B. Büchner, *Observation of a random singlet state in a diluted Kitaev honeycomb material*, *Phys. Rev. B* **102**, 094407 (2020).
- [13] L. Liu, H. Shao, Y.-C. Lin, W. Guo, and A. W. Sandvik, *Random-Singlet Phase in Disordered Two-Dimensional Quantum Magnets*, *Phys. Rev. X* **8**, 041040 (2018).
- [14] K. Kitagawa, T. Takayama, Y. Matsumoto, A. Kato, R. Takano, Y. Kishimoto, S. Bette, R. Dinnebier, G. Jackeli, and H. Takagi, *A spin-orbital-entangled quantum liquid on a honeycomb lattice*, *Nature* **554**, 341 (2018).
- [15] S.-H. Do, C. H. Lee, T. Kihara, Y. S. Choi, S. Yoon, K. Kim, H. Cheong, W.-T. Chen, F. Chou, H. Nojiri, and K.-Y. Choi, *Randomly Hopping Majorana Fermions in the Diluted Kitaev System $\alpha\text{-Ru}_{0.8}\text{Ir}_{0.2}\text{Cl}_3$* , *Phys. Rev. Lett.* **124**, 047204 (2020).
- [16] I. Kimchi, J. P. Shekelton, T. M. McQueen, and P. A. Lee, *Scaling and data collapse from local moments in frustrated disordered quantum spin systems*, *Nature Communications* **9**, 4367 (2018).
- [17] J. Khatua, M. Gomilšek, J. C. Orain, A. M. Strydom, Z. Jagličić, C. V. Colin, S. Petit, A. Ozarowski, L. Mangin-Thro, K. Sethupathi, M. S. R. Rao, A. Zorko, and P. Khuntia, *Signature of a randomness-driven spin-liquid state in a frustrated magnet*, *Communications Physics* **5**, 99 (2022).
- [18] I. Kimchi, A. Nahum, and T. Senthil, *Valence Bonds in Random Quantum Magnets: Theory and Application to YbMgGaO_4* , *Phys. Rev. X* **8**, 031028 (2018).
- [19] S.-k. Ma, C. Dasgupta, and C.-k. Hu, *Random Antiferromagnetic Chain*, *Phys. Rev. Lett.* **43**, 1434 (1979).
- [20] D. S. Fisher, *Random antiferromagnetic quantum spin chains*, *Phys. Rev. B* **50**, 3799 (1994).
- [21] C. Dasgupta and S.-k. Ma, *Low-temperature properties of the random Heisenberg antiferromagnetic chain*, *Phys. Rev. B* **22**, 1305 (1980).
- [22] R. N. Bhatt and P. A. Lee, *A scaling method for low temperature behavior of random antiferromagnetic systems (invited)*, *Journal of Applied Physics* **52**, 1703 (1981).
- [23] R. N. Bhatt and P. A. Lee, *Scaling Studies of Highly Disordered Spin-1/2 Antiferromagnetic Systems*, *Phys. Rev. Lett.* **48**, 344 (1982).
- [24] K. Uematsu and H. Kawamura, *Randomness-induced quantum spin liquid behavior in the $s = \frac{1}{2}$ random J_1-J_2 Heisenberg antiferromagnet on the square lattice*, *Phys. Rev. B* **98**, 134427 (2018).
- [25] G. Shirane, Y. Endoh, R. J. Birgeneau, M. A. Kastner, Y. Hidaka, M. Oda, M. Suzuki, and T. Murakami, *Two-dimensional antiferromagnetic quantum spin-fluid state in La_2CuO_4* , *Phys.*

- Rev. Lett. **59**, 1613 (1987).
- [26] J. D. Reger and A. P. Young, *Monte Carlo simulations of the spin-1/2 Heisenberg antiferromagnet on a square lattice*, *Phys. Rev. B* **37**, 5978 (1988).
- [27] R. J. Birgeneau, M. Greven, M. A. Kastner, Y. S. Lee, B. O. Wells, Y. Endoh, K. Yamada, and G. Shirane, *Instantaneous spin correlations in La_2CuO_4* , *Phys. Rev. B* **59**, 13788 (1999).
- [28] R. Coldea, S. M. Hayden, G. Aeppli, T. G. Perring, C. D. Frost, T. E. Mason, S.-W. Cheong, and Z. Fisk, *Spin Waves and Electronic Interactions in La_2CuO_4* , *Phys. Rev. Lett.* **86**, 5377 (2001).
- [29] C. Lacroix, P. Mendels, and F. Mila, eds., *Introduction to Frustrated Magnetism: Materials, Experiments, Theory (Springer Series in Solid-State Sciences)*, 2011th ed. (Springer, 2011).
- [30] N. Laflorencie, S. Wessel, A. Läuchli, and H. Rieger, *Random-exchange quantum Heisenberg antiferromagnets on a square lattice*, *Phys. Rev. B* **73**, 060403 (2006).
- [31] L. Liu, W. Guo, and A. W. Sandvik, *Quantum-critical scaling properties of the two-dimensional random-singlet state*, *Phys. Rev. B* **102**, 054443 (2020).
- [32] K. Uematsu and H. Kawamura, *Randomness-Induced Quantum Spin Liquid Behavior in the $S = 1/2$ Random J_1 - J_2 Heisenberg Antiferromagnet on the Honeycomb Lattice*, *Journal of the Physical Society of Japan* **86**, 044704 (2017).
- [33] D. Opherden, N. Nizar, K. Richardson, J. C. Monroe, M. M. Turnbull, M. Polson, S. Vela, W. J. A. Blackmore, P. A. Goddard, J. Singleton, E. S. Choi, F. Xiao, R. C. Williams, T. Lancaster, F. L. Pratt, S. J. Blundell, Y. Skourski, M. Uhlarz, A. N. Ponomaryov, S. A. Zvyagin, J. Wosnitza, M. Baenitz, I. Heinmaa, R. Stern, H. Kühne, and C. P. Landee, *Extremely well isolated two-dimensional spin- $\frac{1}{2}$ antiferromagnetic Heisenberg layers with a small exchange coupling in the molecular-based magnet CuPOF* , *Phys. Rev. B* **102**, 064431 (2020).
- [34] D. Opherden, M. S. J. Tepaske, F. Bärtl, M. Weber, M. M. Turnbull, T. Lancaster, S. J. Blundell, M. Baenitz, J. Wosnitza, C. P. Landee, R. Moessner, D. J. Luitz, and H. Kühne, *Field-Tunable Berezinskii-Kosterlitz-Thouless Correlations in a Heisenberg Magnet*, *Phys. Rev. Lett.* **130**, 086704 (2023).
- [35] Y. Li, H. Liao, Z. Zhang, S. Li, F. Jin, L. Ling, L. Zhang, Y. Zou, L. Pi, Z. Yang, J. Wang, Z. Wu, and Q. Zhang, *Gapless quantum spin liquid ground state in the two-dimensional spin-1/2 triangular antiferromagnet YbMgGaO_4* , *Scientific Reports* **5**, 16419 (2015), article.
- [36] Y. Li, G. Chen, W. Tong, L. Pi, J. Liu, Z. Yang, X. Wang, and Q. Zhang, *Rare-Earth Triangular Lattice Spin Liquid: A Single-Crystal Study of YbMgGaO_4* , *Phys. Rev. Lett.* **115**, 167203 (2015).
- [37] Y. Shen, Y.-D. Li, H. Wo, Y. Li, S. Shen, B. Pan, Q. Wang, H. C. Walker, P. Steffens, M. Boehm, Y. Hao, D. L. Quintero-Castro, L. W. Harriger, M. D. Frontzek, L. Hao, S. Meng, Q. Zhang, G. Chen, and J. Zhao, *Evidence for a spinon Fermi surface in a triangular-lattice quantum-spin-liquid candidate*, *Nature* **540**, 559 (2016).
- [38] J. A. M. Paddison, M. Daum, Z. Dun, G. Ehlers, Y. Liu, M. Stone, H. Zhou, and M. Mourigal, *Continuous excitations of the triangular-lattice quantum spin liquid YbMgGaO_4* , *Nature Physics* **13**, 117 (2017).
- [39] Z. Zhu, P. A. Maksimov, S. R. White, and A. L. Chernyshev, *Disorder-Induced Mimicry of a Spin Liquid in YbMgGaO_4* , *Phys. Rev. Lett.* **119**, 157201 (2017).
- [40] L. Savary and L. Balents, *Disorder-Induced Quantum Spin Liquid in Spin Ice Pyrochlores*, *Phys. Rev. Lett.* **118**, 087203 (2017).
- [41] J.-J. Wen, S. M. Koohpayeh, K. A. Ross, B. A. Trump, T. M. McQueen, K. Kimura, S. Nakatsuji, Y. Qiu, D. M. Pajerowski, J. R. D. Copley, and C. L. Broholm, *Disordered Route to the Coulomb Quantum Spin Liquid: Random Transverse Fields on Spin Ice in $\text{Pr}_2\text{Zr}_2\text{O}_7$* , *Phys. Rev. Lett.* **118**, 107206 (2017).
- [42] A. Smerald and F. Mila, *Disorder-Driven Spin-Orbital Liquid Behavior in the $\text{Ba}_3\text{XSb}_2\text{O}_9$ Materials*, *Phys. Rev. Lett.* **115**, 147202 (2015).
- [43] S. Kundu, A. Hossain, P. K. S., R. Das, M. Baenitz, P. J. Baker, J.-C. Orain, D. C. Joshi, R. Mathieu, P. Mahadevan, S. Pujari, S. Bhattacharjee, A. V. Mahajan, and D. D. Sarma, *Signatures of a Spin- $\frac{1}{2}$ Cooperative Paramagnet in the Diluted Triangular Lattice of Y_2CuTiO_6* , *Phys. Rev. Lett.* **125**, 117206 (2020).
- [44] S. Nakatsuji, K. Kuga, K. Kimura, R. Satake, N. Katayama, E. Nishibori, H. Sawa, R. Ishii, M. Hagiwara, F. Bridges, T. U. Ito, W. Higemoto, Y. Karaki, M. Halim, A. A. Nugroho, J. A. Rodriguez-Rivera, M. A. Green, and C. Broholm, *Spin-Orbital Short-Range Order on a Honeycomb-Based Lattice*, *Science* **336**, 559 (2012).
- [45] S. Kundu, A. Shahee, A. Chakraborty, K. M. Ranjith, B. Koo, J. Sichelschmidt, M. T. F. Telling, P. K. Biswas, M. Baenitz, I. Dasgupta, S. Pujari, and A. V. Mahajan, *Gapless Quantum Spin Liquid in the Triangular System $\text{Sr}_3\text{CuSb}_2\text{O}_9$* , *Phys. Rev. Lett.* **125**, 267202 (2020).
- [46] O. Mustonen, S. Vasala, E. Sadrollahi, K. P. Schmidt, C. Baines, H. C. Walker, I. Terasaki, F. J. Litterst, E. Baggio-Saitovitch, and M. Karppinen, *Spin-liquid-like state in a spin-1/2 square-lattice antiferromagnet perovskite induced by d^{10} - d^0 cation mixing*, *Nature Communications* **9**, 1085 (2018).
- [47] J. A. Quilliam, F. Bert, A. Manseau, C. Darie, C. Guillot-Deudon, C. Payen, C. Baines, A. Amato, and P. Mendels, *Gapless quantum spin liquid ground state in the spin-1 antiferromagnet 6HB - $\text{Ba}_3\text{NiSb}_2\text{O}_9$* , *Phys. Rev. B* **93**, 214432 (2016).
- [48] H. Yamaguchi, M. Okada, Y. Kono, S. Kittaka, T. Sakakibara, T. Okabe, Y. Iwasaki, and Y. Hosokoshi, *Randomness-induced quantum spin liquid on honeycomb lattice*, *Scientific Reports* **7**, 16144 (2017).
- [49] T. Shiroka, F. Eggenschwiler, H.-R. Ott, and J. Mesot, *From order to randomness: Onset and evolution of the random-singlet state in bond-disordered $\text{BaCu}_2(\text{Si}_{1-x}\text{Ge}_x)_2\text{O}_7$ spin-chain compounds*, *Phys. Rev. B* **99**, 035116 (2019).
- [50] F. Iglói, R. Juhász, and H. Rieger, *Random antiferromagnetic quantum spin chains: Exact results from scaling of rare regions*, *Phys. Rev. B* **61**, 11552 (2000).
- [51] N. Laflorencie and H. Rieger, *Comment on "Disorder Induced Quantum Phase Transition in Random-Exchange Spin-1/2 Chains"*, *Phys. Rev. Lett.* **91**, 229701 (2003).
- [52] T. Shiroka, F. Casola, W. Lorenz, K. Prša, A. Zheludev, H.-R. Ott, and J. Mesot, *Impact of strong disorder on the static magnetic properties of the spin-chain compound $\text{BaCu}_2\text{SiGeO}_7$* , *Phys. Rev. B* **88**, 054422 (2013).
- [53] R. Nath, A. A. Tsirlin, P. Khuntia, O. Janson, T. Förster, M. Padmanabhan, J. Li, Y. Skourski, M. Baenitz, H. Rosner, and I. Rousochatzakis, *Magnetization and spin dynamics of the spin $S = \frac{1}{2}$ hourglass nanomagnet $\text{Cu}_5(\text{OH})_2(\text{NIPA})_4 \cdot 10\text{H}_2\text{O}$* , *Phys. Rev. B* **87**, 214417 (2013).
- [54] A. Suter and B. Wojek, *Musrfit: A Free Platform-Independent Framework for μSR Data Analysis*, *Physics Procedia* **30**, 69 (2012), 12th International Conference on Muon Spin Rotation, Relaxation and Resonance ($\mu\text{SR}2011$).
- [55] B. H. Toby, *EXPGUI, a graphical user interface for GSAS*, *Journal of Applied Crystallography* **34**, 210 (2001).
- [56] P. Zachariasz, J. Kulawik, and P. Guzdek, *Preparation and characterization of the microstructure, dielectric and magneto-*

- electric properties of multiferroic Sr₃CuNb₂O₉ – CoFe₂O₄ ceramics*, *Materials & Design* **86**, 627 (2015).
- [57] M. Pissas, V. Psycharis, C. Mitros, G. Kallias, D. Niarchos, A. Simopoulos, and A. Kostikas, *Mössbauer and X-ray powder diffraction study of the compound LuBaCuFeO_{5+x}*, *Journal of Magnetism and Magnetic Materials* **104-107**, 571 (1992).
- [58] A. A. Belik, S. Iikubo, K. Kodama, N. Igawa, S.-i. Shamoto, S. Niitaka, M. Azuma, Y. Shimakawa, M. Takano, F. Izumi, and E. Takayama-Muromachi, *Neutron Powder Diffraction Study on the Crystal and Magnetic Structures of BiCoO₃*, *Chemistry of Materials* **18**, 798 (2006).
- [59] O. Sologub, J. Hester, P. Salamakha, E. Leroy, and C. Godart, *Ab initio structure determination of new boride CePt₃B, a distorted variant of CaTiO₃*, *Journal of Alloys and Compounds* **337**, 10 (2002).
- [60] O. Sologub, K. Hiebl, P. Salamakha, and H. Ipsier, *Crystal structure and physical properties of ternary compounds RPt₃B, R = La, Pr, Nd*, *Journal of Alloys and Compounds* **360**, 54 (2003).
- [61] J. B. Goodenough, *An interpretation of the magnetic properties of the perovskite-type mixed crystals La_{1-x}Sr_xCoO_{3-λ}*, *Journal of Physics and Chemistry of Solids* **6**, 287 (1958).
- [62] Y. S. Choi, C. H. Lee, S. Lee, S. Yoon, W.-J. Lee, J. Park, A. Ali, Y. Singh, J.-C. Orain, G. Kim, J.-S. Rhyee, W.-T. Chen, F. Chou, and K.-Y. Choi, *Exotic Low-Energy Excitations Emergent in the Random Kitaev Magnet Cu₂IrO₃*, *Phys. Rev. Lett.* **122**, 167202 (2019).
- [63] C. Lee, S. Lee, Y. Choi, C. Wang, H. Luetkens, T. Shiroka, Z. Jang, Y.-G. Yoon, and K.-Y. Choi, *Coexistence of random singlets and disordered Kitaev spin liquid in H₃LiIr₂O₆*, *Phys. Rev. B* **107**, 014424 (2023).
- [64] P. A. Volkov, C.-J. Won, D. I. Gorbunov, J. Kim, M. Ye, H.-S. Kim, J. H. Pixley, S.-W. Cheong, and G. Blumberg, *Random singlet state in Ba₅CuIr₃O₁₂ single crystals*, *Phys. Rev. B* **101**, 020406 (2020).
- [65] C. Kittel *et al.*, *Introduction to solid state physics*, Vol. 8 (Wiley New York, 1976).
- [66] B. Koteswararao, R. Kumar, P. Khuntia, S. Bhowal, S. K. Panda, M. R. Rahman, A. V. Mahajan, I. Dasgupta, M. Baenitz, K. H. Kim, and F. C. Chou, *Magnetic properties and heat capacity of the three-dimensional frustrated S = 1/2 antiferromagnet PbCuTe₂O₆*, *Phys. Rev. B* **90**, 035141 (2014).
- [67] H. D. Zhou, E. S. Choi, G. Li, L. Balicas, C. R. Wiebe, Y. Qiu, J. R. D. Copley, and J. S. Gardner, *Spin Liquid State in the S = 1/2 Triangular Lattice Ba₃CuSb₂O₉*, *Phys. Rev. Lett.* **106**, 147204 (2011).
- [68] S. Yamashita, Y. Nakazawa, A. Ueda, and H. Mori, *Thermodynamics of the quantum spin liquid state of the single-component dimer Mott system κ-H₃(Cat-EDT-TTF)₂*, *Phys. Rev. B* **95**, 184425 (2017).
- [69] P. Song, K. Zhu, F. Yang, Y. Wei, L. Zhang, H. Yang, X.-L. Sheng, Y. Qi, J. Ni, S. Li, Y. Li, G. Cao, Z. Y. Meng, W. Li, Y. Shi, and S. Li, *Evidence for the random singlet phase in the honeycomb iridate SrIr₂O₆*, *Phys. Rev. B* **103**, L241114 (2021).
- [70] S.-H. Do, J. van Tol, H. D. Zhou, and K.-Y. Choi, *Dynamical spin-orbital correlations versus random singlets in Ba₃CuSb₂O₉ investigated by magnetization and electron spin resonance*, *Phys. Rev. B* **90**, 104426 (2014).
- [71] W. Hong, L. Liu, C. Liu, X. Ma, A. Koda, X. Li, J. Song, W. Yang, J. Yang, P. Cheng, H. Zhang, W. Bao, X. Ma, D. Chen, K. Sun, W. Guo, H. Luo, A. W. Sandvik, and S. Li, *Extreme Suppression of Antiferromagnetic Order and Critical Scaling in a Two-Dimensional Random Quantum Magnet*, *Phys. Rev. Lett.* **126**, 037201 (2021).
- [72] A. Keren, J. S. Gardner, G. Ehlers, A. Fukaya, E. Segal, and Y. J. Uemura, *Dynamic Properties of a Diluted Pyrochlore Cooperative Paramagnet (Tb_pY_{1-p})₂Ti₂O₇*, *Phys. Rev. Lett.* **92**, 107204 (2004).
- [73] A. Keren, G. Bazalitsky, I. Campbell, and J. S. Lord, *Probing exotic spin correlations by muon spin depolarization measurements with applications to spin glass dynamics*, *Phys. Rev. B* **64**, 054403 (2001).
- [74] E. Kermarrec, P. Mendels, F. Bert, R. H. Colman, A. S. Wills, P. Strobel, P. Bonville, A. Hillier, and A. Amato, *Spin-liquid ground state in the frustrated kagome antiferromagnet MgCu₃(OH)₆Cl₂*, *Phys. Rev. B* **84**, 100401 (2011).
- [75] A. Keren, P. Mendels, I. A. Campbell, and J. Lord, *Probing the Spin-Spin Dynamical Autocorrelation Function in a Spin Glass above T_g via Muon Spin Relaxation*, *Phys. Rev. Lett.* **77**, 1386 (1996).
- [76] A. Keren, *Muons as probes of dynamical spin fluctuations: some new aspects*, *Journal of Physics: Condensed Matter* **16**, S4603 (2004).