

P-Transformer: A Prompt-based Multimodal Transformer Architecture For Medical Tabular Data

Yucheng Ruan^{a,†}, Xiang Lan^{a,†}, Daniel J. Tan^b, Hairil Rizal Abdullah^{c,§} and Mengling Feng^{c,§,*}

^aSaw Swee Hock School of Public Health, National University of Singapore, Singapore

^bInstitute of Data Science, National University of Singapore, Singapore

^cDepartment of Anaesthesiology, Singapore General Hospital, Singapore

ARTICLE INFO

Keywords:

transformer
pre-trained language model
prompt learning
medical tabular data
electronic health records

ABSTRACT

Medical tabular data, abundant in Electronic Health Records (EHRs), is a valuable resource for diverse medical tasks such as risk prediction. While deep learning approaches, particularly transformer-based models, have shown remarkable performance in tabular data prediction, there are still problems remained for existing work to be effectively adapted into medical domain, such as under-utilization of unstructured free-texts, limited exploration of textual information in structured data, and data corruption. To address these issues, we propose P-Transformer, a Prompt-based multimodal Transformer architecture designed specifically for medical tabular data. This framework consists two critical components: a tabular cell embedding generator and a tabular transformer. The former efficiently encodes diverse modalities from both structured and unstructured tabular data into a harmonized language semantic space with the help of pre-trained sentence encoder and medical prompts. The latter integrates cell representations to generate patient embeddings for various medical tasks. In comprehensive experiments on two real-world datasets for three medical tasks, P-Transformer demonstrated the improvements with 10.9%/11.0% on RMSE/MAE, 0.5%/2.2% on RMSE/MAE, and 1.6%/0.8% on BACC/AUROC compared to state-of-the-art (SOTA) baselines in predictability. Notably, the model exhibited strong resilience to data corruption in the structured data, particularly when the corruption rates are high.

1. Introduction

In recent years, the proliferation of electronic health records (EHRs) in medical institutions have led to an unprecedented surge in the volume and complexity of medical data [1]. Among the myriad forms of medical data, tabular data stands out as a rich source of information encapsulating diverse patient attributes, clinical observations, and diagnostic outcomes [2]. Typically organized in relational databases in EHR systems, medical tabular data is structured as tables or spreadsheets, with table rows representing data samples and columns representing features of heterogeneous data. The systematic analysis of such medical tabular data holds significant potential for unraveling patterns, trends, and critical insights that can inform healthcare providers, researchers, and policymakers. For instance, accurate prediction of ICU mortality with tabular EHRs at an early stage could improve the quality of patient care [3, 4]. As a result, a comprehensive understanding of the complexities inherent in medical tabular data is essential for realizing its full potential and ensuring that data-driven insights translate into improved patient outcomes.

The advancement of AI technology has witnessed the introduction of various machine learning approaches for modeling tabular data, particularly developing tree-based methods (e.g. XGBoost, Random Forest) across diverse

tasks, with notable success [5, 6]. However, the predominant focus of these approaches has been on structured medical data modalities such as categorical, numerical, and binary data types [7, 8, 9]. With the emergence of deep learning, researchers have innovatively crafted a broad spectrum of frameworks, with transformer-based architectures standing out for their remarkable performance better than machine learning methods, albeit with a continued emphasis on structured data [10, 11, 12]. Despite the prevalence of structured data modalities in medical tabular data, we believe that unstructured clinical free-text data, including clinical notes, diagnostic tests, and preoperative diagnoses, possesses clinical information not present in structured data. Therefore, incorporating this unstructured data into deep learning models is essential for enhancing overall performance on medical tabular data modeling. Although there has been research exploring the incorporation of clinical free-text data into transformer-based models using Natural Language Processing (NLP) techniques, as evidenced by [13], the limitations in learning meaningful word embeddings persist without extensive medical training data, as required in language model pre-training.

In addition, several challenges in current state-of-the-art tabular models also limits its application in medical domain. Firstly, there exists a notable under-utilization of textual information within the structured data (e.g. categorical data) in current research. For example, the categorical features "diagnosis" and "prescribed medication" typically involves textual descriptors of a patient's condition or the context of their treatment. In modeling, these descriptors are typically encoded numerically, potentially overlooking

[†]Equal contributions

[§]Joint senior authors

*Corresponding author



yuchengruan@u.nus.edu (Y. Ruan); ephlanx@nus.edu.sg (X. Lan);

djtan@u.nus.edu (D.J. Tan); hairil.rizal.abdullah@singhealth.com.sg

(H.R. Abdullah); ephfm@nus.edu.sg (M. Feng)

the semantic meaning or hierarchical relationships between different categories. Alternatively, they may be learned as embeddings through non-language training objectives, yet this approach lacks the capability to capture the semantic details. Secondly, a fundamental challenge in harnessing structured medical tabular data is imposed by data entry errors and data corruption, which are often caused by the inconsistent operational practices and faultiness in management [14]. In real-world clinical scenarios, the need for human intervention to synchronize structured clinical data between different EHR systems can lead to data corruption. With the presence of corruption in structured data, most models are prone to be biased, thereby compromising their capability to ensure the consistent and accurate prediction in real-world settings [15, 16]. Clinical free-texts, on the other hand, can serve as a compensatory source for structured data to mitigate the impact of data corruption because they are less susceptible to these errors [17].

To address the aforementioned challenges, we propose P-Transformer, a novel Prompt-based multimodal tabular Transformer architecture for medical tabular data, which consists of two critical components: tabular cell embedding generator and tabular transformer. In tabular cell embedding generator, all cell values from various modalities (continuous, categorical, binary, and free-texts) are processed as texts such that the frozen pre-trained sentence encoder is able to explore the textual information and extract the cell embeddings in the harmonized language semantic space for feature representation. However, raw cell values may not produce optimal cell embeddings with the pre-trained encoder as most of them consist of words or phrases rather than natural sentences. Inspired by the concepts of prompt learning, we introduce the prompts construction module, which uses pre-defined medical language templates to transform cell values into natural sentences, called medical prompts. The use of medical prompts allows the pre-trained sentence encoder to better represent the contextual information of the raw cells since they are more closely aligned with the training objective of the pre-trained model. Moreover, the medical language templates are designed based on different types of features, incorporating additional clinical information into the model. In the tabular transformer, all cell embeddings from different modalities in the harmonized language latent space are fused and integrated to generate high-level patient embedding for making predictions with a shallow network. Furthermore, the proposed P-Transformer improves its resilience to data corruption in medical tabular data by leveraging the more reliable clinical free-texts in EHRs. Our network serves as the backbone of modeling different modalities in medical tabular data and can be easily extended for various medical tasks. In summary, our main contributions are listed as follows:

- We introduce a novel multimodal transformer-based deep learning framework from language perspective to model both structured modalities and unstructured free-texts in medical tabular data. This comprehensive framework consists of a tabular embedding generator

that projects all modalities into a harmonized language semantic space and a tabular transformer that contributes to robust predictions.

- To the best of our knowledge, this is the first study exploring the concepts of prompt learning within transformer-based architecture for medical tabular prediction. The incorporation of medical prompts facilitates the contextualized representation of raw cell values across different modalities.
- Extensive experiments conducted on two large-scale real-world medical datasets for three tasks demonstrate the effectiveness of our proposed framework. In addition, our experimental studies also show that our model is more resistant to the data corruption that may exist in structured data within medical tabular datasets.

1.1. Research Objectives

Figure 1 provides a detailed comparison between the existing methodologies and our newly proposed P-Transformer. It's worth noting that the majority of current tabular transformer-based models fail to utilize free-text information. Moreover, the exploration of textual data in conventional structured data is often restricted by ad-hoc processing or embedding modules. The issue of data corruption in structured data also presents a significant obstacle. These combined factors hinder the implementation of transformer-based models in medical tabular prediction.

Therefore, our primary objective is to develop a multimodal transformer-based framework that can effectively model both structured modalities and unstructured free-texts in medical tabular data, with a special focus on the language perspective. Our inspiration stems from the prevalent use of pre-trained language models and prompt-based learning in language modeling. As a result, the textual data in both structured and unstructured formats can be comprehensively explored through the utilization of pre-trained language models and medical prompts. Meanwhile, our P-Transformer demonstrates robustness against data corruption in structured medical data.

To substantiate the effectiveness and validity of our proposed P-Transformer, this work addresses the following research questions:

- Q1: How to generate tabular cell embeddings based on pre-trained language encoder and prompt-based learning?
- Q2: How to integrate and fuse tabular cell embeddings to generate patient embedding for different tasks?
- Q3: How good is our proposed P-Transformer compared with other SOTAs in different medical tasks?
- Q4: How effective are the critical components in our P-Transformer for prediction tasks?

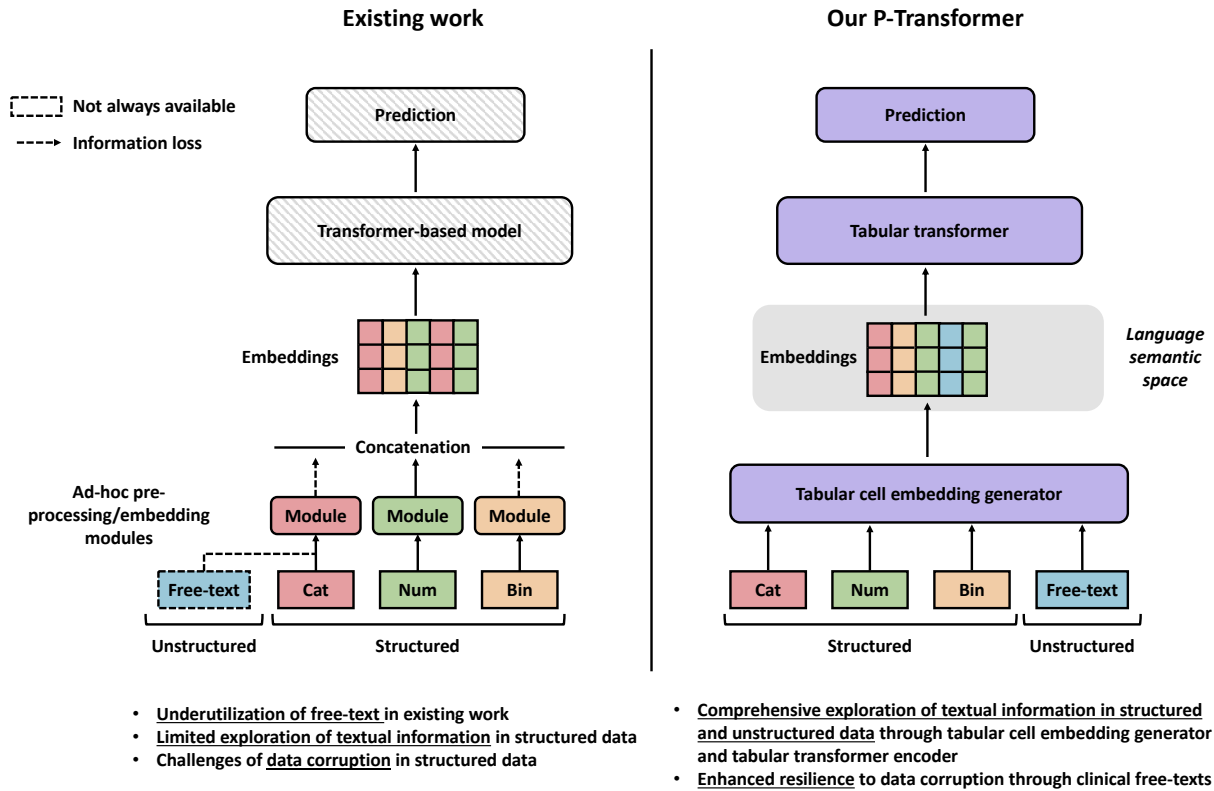


Figure 1: The comparison between existing work and our proposed model. Main modules of the proposed framework: (1) Tabular cell embedding generator, (2) Tabular transformer, (3) Prediction head. The raw data, including categorical (cat), numerical (num), binary (bin), and free-text data, are first passed through tabular cell embedding generator to produce contextualized tabular cell embeddings in language semantic space. These cell embeddings are then fed into the tabular transformer to generate patient embeddings for different prediction tasks.

- Q5: How effective is the proposed model for providing the resilience to data corruption in structured data?

The rest of this paper is organized as follows: In Section 2, we conduct a comprehensive review of related work, including existing work in medical tabular prediction and the current SOTA transformer-based models in tabular prediction. This section also highlights research gaps in the adaptation of such models in the medical domain. Following this, Section 3 outlines the details of the proposed P-Transformer architecture (Q1 and Q2). Subsequently, Section 4 expounds upon the experimental settings. The primary results and thorough analyses, including ablation and robustness studies, are presented in Section 5 (Q3, Q4 and Q5). Finally, section 6 provides a concise conclusion to the paper and outlines avenues for future research.

2. Related Work

2.1. Medical Tabular Prediction

In medical tabular prediction, machine learning approaches have been extensively investigated in various tasks. Andry et al. [18] utilized the Naive Bayes classifier to forecast occurrences of heart attacks by using the clinical features in EHRs. Nistal-Nuño [19] established Bayesian

Network, Naïve Bayes network, and XGBoost model to assess the risk of mortality in the ICU using physiological measurements, demographic and diagnoses features. Xi et al. [8] exploited XGBoost to impute the missing values within EHRs, thereby enhancing the precision of identifying severe hand, foot, and mouth disease. Additionally, Gao et al. [9] explored an ensemble method based on gradient boosting decision tree algorithms (e.g. Random Forest, XGBoost) for early prediction of acute kidney injury occurrence using the tabular clinical variables in Medical Information Mart for Intensive Care (MIMIC-III) database.

With the advent of deep learning, various frameworks tailored for the analysis of medical tabular data have emerged. Chen et al. [20] presented a Multilayer Perceptron (MLP) to construct a surgery duration prediction system using several demographics and clinical features. George et al. [21] developed a feed-forward neural network for predicting 3-month mortality in patients requiring 7 days of mechanical ventilation, utilizing demographic, physiologic, and clinical data. While some novel deep learning architectures, such as ResNet [22] with residual blocks, originally designed for computer vision, have been adapted for tabular data modeling and established as robust baselines [12], tree-based

approaches persist as the prevailing and widely adopted models in tabular data modeling [5, 6, 19, 23].

2.2. Transformer-based Models for Tabular Data Modeling

Transformer [24] is a prominent deep learning model, which revolutionized NLP on a wide range of language tasks. It has quickly been adopted by other research domains, such as computer vision [25], speech recognition [26] and time series [27]. The key component in transformer is the attention module, which facilitates selective focus on different segments of the input sequence, capturing intricate relationships. This capability has found application in tabular data modeling, with some emerging transformer-based research showcasing superior performance compared to other machine learning models.

TabNet [10] stands out as a pioneering transformer-based model for tabular prediction. It effectively handles tabular data by integrating sequential models and attention mechanisms. The sequential attention mechanism empowers the model to attend to specific features at each decision step, with the attention learned during training to adaptively select relevant features. TabTransformer [11] employs self-attention-based transformers to map categorical features to contextual embeddings, enhancing robustness to missing or noisy data and promoting interpretability. These embeddings, along with numerical features, are then fed into a simple multilayer perceptron for generating predictions. Nevertheless, this approach overlooks potential relationships between categorical and numerical features. To address this limitation, FT-Transformer [12] introduces the Feature Tokenizer to transform all features, both categorical and numerical, into embeddings. A stack of Transformer layers is then applied to these embeddings, enabling each layer to operate on the feature level of a specific object. Consequently, robust predictions benefit from a thorough exploration of relationships among all features, both categorical and numerical.

However, it's not sufficient to comprehensively adapt those above-mentioned approaches into medical tabular domain, as they primarily focus on structured tabular data, neglecting the valuable information present in free-texts within medical tabular data. Furthermore, there is an underutilization of textual information within structured data in existing work. For example, the categorical feature "prescribed medication" is often embedded in textual form, but this textual information is often lost during the pre-processing or embedding learning through the non-language training objectives. A noteworthy effort to address this limitation is presented by Wang et al. [13], who propose a novel tabular transformer-based framework designed to learn word embeddings to account for textual information in the modeling process. This involves designing ad-hoc embedding modules for each modality in both structured data and unstructured texts. However, the challenge persists in fully capturing textual information in embeddings, especially in the absence of an extensive amount of training data, as required by language model pre-training. Our objective is to

develop a universal embedding module with a transformer-based architecture capable of representing all patient characteristics in a harmonized space within medical tabular data, effectively exploring textual information in both structured data and unstructured free-texts.

2.3. Prompt Learning

Recently, prompt learning has gained widespread popularity as a novel learning paradigm in the natural language domain. This paradigm involves reformulating downstream tasks to mimic the pre-training objectives optimized during the pre-training phase, utilizing prompts for guidance. By closely aligning downstream tasks with pre-training objectives, this paradigm facilitates the retention of knowledge acquired during pre-training for subsequent tasks. In contrast to fine-tuning requiring weight updating when transitioning to a new task, a pre-trained model with prompts can specialize in a particular task without necessitating weight updates. The use of prompts in learning allows for achieving good results with minimal data, or even in a zero-shot setting, particularly advantageous in low-resource conditions [28, 29]. Motivated by the principles of prompt learning, we develop a tabular embedding generator that incorporates a pre-trained sentence encoder and medical prompts. This generator is designed to produce harmonized cell embeddings for a tabular transformer, situating them in a language latent space for both structured data and unstructured free-texts in the medical domain. This approach enhances the robustness of predictions by leveraging the benefits of prompt learning across diverse data modalities.

3. Methodology

In this section, we provide comprehensive details about our P-Transformer framework. To improve the clarity and readability, we prepare a list of essential notations in Table 1.

3.1. Problem Formulation

Formally, we denote $x_i \in X$ as the i -th training sample and y_i as the corresponding labels. Given training dataset $\mathbb{D} = \{x_i, y_i\}_{i=1}^N$ with N examples, the objective of prediction task is to look for a mapping rule $h : \mathcal{X} \rightarrow \mathcal{Y}$ such that a task specific loss function $\mathcal{L}(h)$ is minimized.

3.2. Overview

One significant challenge in learning informative patient embeddings in medical tabular data lies in the effective generation of cell embeddings and the integration of information from both structured and unstructured modalities, with a focus on exploring underutilized textual information. To address this problem, we first develop a tabular embedding generator to generate cell embeddings within a language semantic space. This generator incorporates a pre-trained sentence encoder that collaborates with a specifically designed prompt construction module to better extract contextual information from medical tabular data. Subsequently, the resultant cell embeddings are input into a tabular

Table 1

Some notations and explanations used in the manuscript.

Notations	Explanation
m	the number of features in the tabular dataset
$c_{i,j}$	cell value of i -th training sample under j -th column
t_j	medical language template for j -th feature
$s_{i,j}$	medical prompt of i -th training sample under j -th column
$w_{i,j}^k$	k -th token in the medical prompt $s_{i,j}$
$b_{i,j}^k$	k -th output token embedding in the medical prompt $s_{i,j}$
$z_{i,j}$	cell embedding of i -th training sample under j -th column
$e_{[CLS]}$	[CLS] token embedding
u_i^l, r_i^l	intermediate embeddings in the block l in tabular transformer
o_i^l	output embeddings of the block l in tabular transformer
L	the number of blocks (layers) in tabular transformer

transformer, facilitating the generation of informative patient embeddings. These patient embeddings are then directed to the prediction head, catering to different medical tasks. The architecture overview is depicted in Figure 1.

3.3. Tabular Cell Embedding Generator

In this subsection, we introduce the concepts of tabular cell embedding generator and describe how tabular cell embeddings are learned from different modalities in medical tabular data via the frozen pre-trained sentence encoder and prompt construction module. The overview of tabular cell embedding generator is illustrated in Figure 2.

3.3.1. Prompt Construction Module

Inspired by the concept of prompt learning, we design a prompt construction module using medical language templates, which enables the pre-trained language model to better extract contextual information from medical tabular data and produce more comprehensive cell embeddings. Instead of generating prompts with unfilled slots, our language templates transform raw cell values in tabular data into natural sentences, which the pre-trained sentence encoder can use to generate sentence embeddings as cell representations. In this way, the contextual information of raw cells can also be retrieved.

Let us denote i -th training sample in medical tabular dataset as $x_i = (c_{i,1}, c_{i,2}, \dots, c_{i,m})$, where $c_{i,j}$ is the cell value as string of i -th training sample under j -th column, and m is the number of features (columns) in the dataset. In prompt construction module, we have pre-defined a set of medical language templates for each feature as $T = \{t_1, t_2, \dots, t_m\}$, in which t_j denotes for the template for j -th feature to fill in. Therefore, we can obtain the medical prompts $s_{i,j}$ from cell $c_{i,j}$ by $c_{i,j} \xrightarrow{t_j} s_{i,j}$.

For example, assuming our k -th feature is *weight* in our dataset, the language template t_k is constructed as "The weight of patient is $c_{i,k}$ kilograms". We also provide another real examples in Table 2 to showcase how to generate

medical prompts in prompt construction module. Different features are corresponded with different prompt templates. In general, after prompt construction module, medical prompts q_i of i -th training sample, denoted by $q_i = (s_{i,1}, s_{i,2}, \dots, s_{i,m})$, have been generated for all cells to generate contextualized cell embeddings through the pre-trained sentence encoder.

3.3.2. Pre-trained Sentence Encoder

In this study, to further explore the textual information in medical tabular data, we adopt supervised SimCSE,[30] a RoBERTa-based [31] framework with a contrastive learning objective, to advance the state-of-the-art in sentence representation for harmonized cell embeddings extraction.

Let us assume $s_{i,j} = (w_{i,j}^1, w_{i,j}^2, \dots, w_{i,j}^D)$ as the medical prompt (input sentence) of i -th training sample under j -th column, where $w_{i,j}^k$ is the k -th token in the sequence, and D is the maximum number of tokens that the pre-trained model can take in. In pre-trained sentence encoder, $w_{i,j}^1$ is typically the special token <s> marking the start of sequence. In cells where the length of tokens is shorter than D , the padding token <pad> is appended at the end of the sentence to align with the maximum sentence length of D . The output embedding $b_{i,j}^k$ of k -th token is obtained by:

$$b_{i,j}^1, b_{i,j}^2, \dots, b_{i,j}^D = \text{RoBERTa}_{\text{pre}}(w_{i,j}^1, w_{i,j}^2, \dots, w_{i,j}^D) \quad (1)$$

Thereafter, we can obtain the cell embedding $z_{i,j}$ by:

$$z_{i,j} = \text{pooling}(b_{i,j}^1, b_{i,j}^2, \dots, b_{i,j}^D) \quad (2)$$

$\text{RoBERTa}_{\text{pre}}(\cdot)$ is denoted as the pre-trained RoBERTa model while $\text{pooling}(\cdot)$ is the mean pooling layer after token embeddings, and $z_{i,j} \in \mathbb{R}^d$ where d is the embedding dimension of the pre-trained sentence encoder. Consequently, the total m cell embeddings are $z_i \in \mathbb{R}^{m \times d}$. Following the existing research [12, 13], [CLS] embedding $e_{[CLS]} \in \mathbb{R}^d$ has been concatenated with cell embeddings for patient embedding learning as z'_i :

$$z'_i = e_{[CLS]} \oplus z_i \quad (3)$$

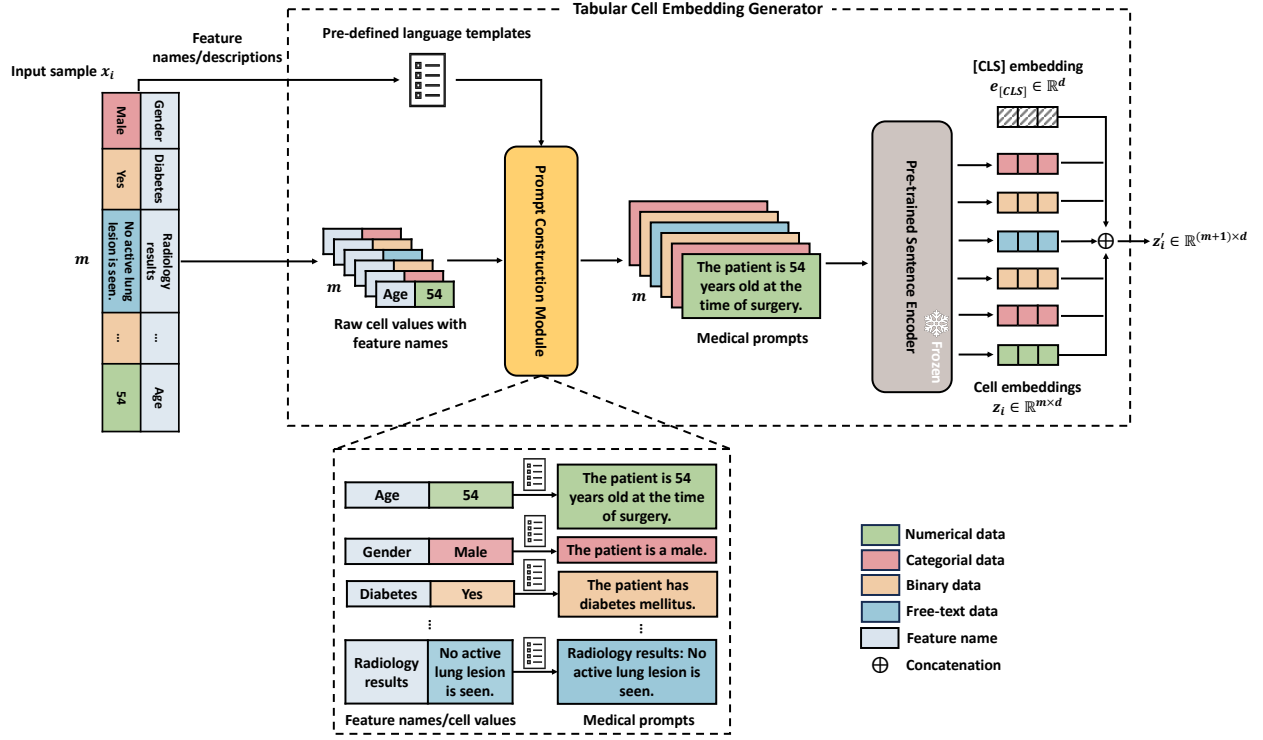


Figure 2: Overview of tabular cell embedding generator.

Table 2

Five real examples through prompt construction module.

Feature	Type	Value	Template	Medical prompts
Age	Numerical	34	The patient is [value] years old at the time of surgery.	The patient is 34 years old at the time of surgery.
Gender	Categorical	female	The patient is a [value].	The patient is a female.
Smoking History	Binary	yes	The patient [yes:has/no:does not have] smoking history.	The patient has smoking history.
Diabetes	Binary	no	The patient [yes:has/no:does not have] diabetes mellitus.	The patient does not have diabetes mellitus.
Radiology results	Free-text	No active lung lesion is seen.	Radiology results: [value]	Radiology results: No active lung lesion is seen.

where $z'_i \in \mathbb{R}^{(m+1) \times d}$. As a result, the concatenated embeddings z'_i are obtained for multimodality exploration in tabular transformer.

3.4. Tabular Transformer

Utilizing the pre-trained sentence encoder and medical prompts, we are able to project all modalities in medical tabular data into a harmonized language semantic space for further exploration. Since many existing approaches have demonstrated the effectiveness of transformer architecture in tabular domain, we adopt the classical transformer architecture [24] used in tabular domain [12] to generate representative patient embedding, which removes the positional

encoding at the inputs. The self-attention mechanism embedded within the Transformer enables the capture of feature relationships regardless of their positions or distances within the medical tabular dataset.

As shown in Figure 3, the transformer architecture consists of L blocks, and we denote the input embeddings for block l as g_i^l in i -th training sample. In this case, $g_i^1 = z'_i \in \mathbb{R}^{(m+1) \times d}$ at the first block, which are the output embeddings from the tabular cell embedding generator. The multi-head attention layer is one of the great components in transformer architecture, and it allows the model to consider the attention at different parts of the sequence, resulting in the creation of richer representations. And the multi-head attention module

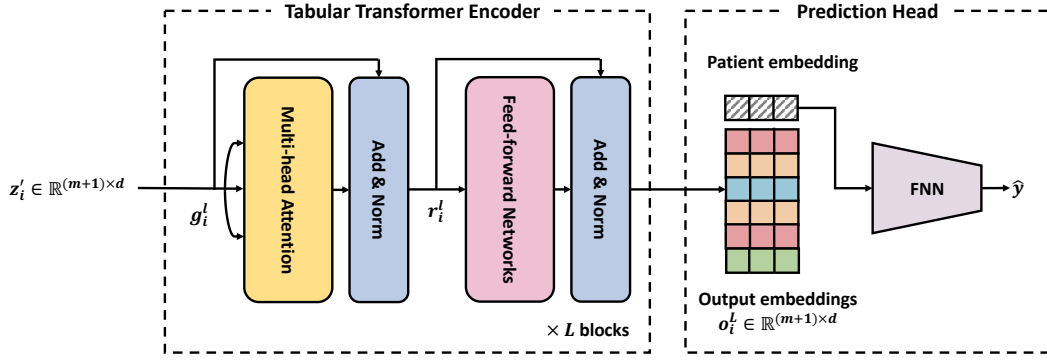


Figure 3: Overview of tabular transformer and prediction head.

in block l is defined as:

$$\begin{aligned} u_i^l &= \text{MultiAttention}(Q, K, V), \\ &= \text{Concat}(\text{head}_1, \text{head}_2, \dots, \text{head}_H) W_o^l \end{aligned} \quad (4)$$

where $W_o^l \in \mathbb{R}^{H d_k \times d}$, $u_i^l \in \mathbb{R}^{(m+1) \times d}$ and H is the number of heads in this module. We also have

$$\text{head}_h = \text{Attention}(Q_h, K_h, V_h), \quad (5)$$

$$= \text{softmax}\left(\frac{Q_h K_h^T}{\sqrt{d_k}} V_h\right) \quad (6)$$

where $Q_h = g_i^l W_{h,q}^l$, $K_h = g_i^l W_{h,k}^l$, $V_h = g_i^l W_{h,v}^l$, and $W_{h,q}^l, W_{h,k}^l, W_{h,v}^l \in \mathbb{R}^{d \times d_k}$ are weight matrices. After the multi-head attention layer, the resulting vector r_i^l is then transformed as below:

$$r_i^l = \text{LayerNorm}(u_i^l + g_i^l; \gamma_1, \beta_1) \quad (7)$$

where $r_i^l \in \mathbb{R}^{(m+1) \times d}$, and $\gamma_1, \beta_1 \in \mathbb{R}^d$ are the parameters that scale and shift the normalized values. Next, a two-layer feed-forward neural network ($\text{FFN}(x) = \max(0, xW_1 + b_1)W_2 + b_2$) has been used to transform the r_i^l to output embeddings o_i^l of the block l in tabular transformer with Add and LayerNorm, which are the input embeddings for block $l + 1$. So,

$$g_i^{l+1} = o_i^l = \text{LayerNorm}(\text{FFN}(r_i^l) + r_i^l; \gamma_2, \beta_2) \quad (8)$$

where $o_i \in \mathbb{R}^{(m+1) \times d}$, and $\gamma_2, \beta_2 \in \mathbb{R}^d$ are the parameters to scale and shift the normalized values.

Finally, we take $o_i^L \in \mathbb{R}^{(m+1) \times d}$ as the output embeddings of the entire tabular transformer architecture, which are used for further prediction.

3.5. Prediction Head

In the prediction head, as illustrated in Figure 3, we have the encoded output embeddings $o_i^L \in \mathbb{R}^{(m+1) \times d}$ from previous tabular transformer, in which we take the [CLS] embedding $e_{[CLS]}^L \in \mathbb{R}^d$ as the patient embedding. The patient embedding is used for different medical tasks through a shallow feed-forward network (FFN). In general, the predictive tasks can be categorized into two categories: classification and regression.

3.5.1. Classification

For classification problem, a feed-forward neural network (FNN) with one hidden layer is implemented for prediction, and Cross-entropy loss has been used for optimization. Let $y_i = (y_{i,1}, y_{i,2}, \dots, y_{i,K})$ be the one-hot encoding of the true label for the i -th sample, where K is the number of categories. Then the loss function is defined as follows:

$$\mathcal{L}_{CE}(y, x) = -\frac{1}{N} \sum_{i=1}^N \sum_{k=1}^K w_k y_{i,k} \log P(o_{i,k} | x_i), \quad (9)$$

$$P(o_{i,k} | x_i) = \frac{\exp(o_{i,k})}{\sum_{j=1}^K \exp(o_{i,j})}, \quad (10)$$

where $P(o_{i,k} | x_i)$ is the probability of category k in i -th training sample, w_k is the class weight, and $o_i = (o_{i,1}, o_{i,2}, \dots, o_{i,K})$ is the final outputs of the classification networks from i -th training sample.

3.5.2. Regression

For regression problem, a FNN with one hidden layer is implemented as well for prediction, and Mean Squared Error (MSE) is used for parameter optimization. Let y_i be the ground-truth label for the i -th sample. The loss function is formulated as below:

$$\mathcal{L}_{MSE}(y, x) = -\frac{1}{N} \sum_{i=1}^N (y_i - o_i')^2 \quad (11)$$

where o_i' is the final outputs of the regression networks from i -th training sample.

4. Experiments

4.1. Datasets

This study used two real-world datasets: a Asian dataset called PASA (Perioperative Anaesthesia Subject Area) and a US dataset called MIMIC-III (Medical Information Mart for Intensive Care III). These datasets contain 4 types of features: categorical, continuous, binary, and free-texts.

Table 3

Descriptive statistics for PASA dataset.

Description	Value
Total size	71082
The number of categorical features	12
The number of continuous features	26
The number of binary features	32
The number of free-text features	4
Average surgical duration (hours)	2.50

PASA dataset. This dataset was obtained retrospectively from Perioperative Anaesthesia Subject Area (PASA) of Singapore General Hospital between 2016 to 2020. The data was extracted from a data mart containing information of patients who underwent operations at the hospital [32]. Table 3 describes the basic statistics of the dataset, there are 71,082 samples included in our analysis with different types of features. We preprocessed and split the dataset into train, val, and test sets with a 3:1:1 ratio. In our experiment, we aimed to estimate the surgical duration (SD) as a regression task.

Table 4

Descriptive statistics for MIMIC-III dataset.

Description	Value
Total size	38648
The number of categorical features	3
The number of continuous features	22
The number of binary features	13
The number of free-text features	4
Mortality rate	0.12
Average length of stay in ICU (days)	4.06

MIMIC-III dataset. MIMIC-III is a large, publicly available datasets containing de-identified health records from patients in critical care units at Beth Israel Deaconess Medical Center (from US) between 2001 and 2012 [33, 34]. Table 4 indicates that there are 38,648 patient samples included in our study. As with the PASA dataset, we preprocessed and split the dataset into train, val, and test sets with a 3:1:1 ratio. For this experiment, we have two prediction tasks: mortality and length of stay (LOS) in ICU, in which the former one is for binary classification task and the latter is for regression task.

4.2. Baselines

To better demonstrate the performance of the proposed model, we conduct comparison experiments on the both datasets with the following that have achieved great results in tabular prediction.

- **Random Forest** [35] is a tree-based ensemble learning method, which operates by constructing a multitude of decision trees during training and outputs the class for prediction.

- **XGBoost** [36] is another tree-based ensemble learning method that aggregates predictions from multiple weak models. Renowned for its efficiency and high predictive performance, it remains a robust and widely used model in medical tabular prediction [8, 9, 19].
- **MLP** [12] is a type of artificial neural network designed for supervised learning tasks.
- **ResNet** [12], originally developed for computer vision [22], has been adapted for tabular data modeling, utilizing residual blocks as robust baselines
- **TabNet** [10] is a groundbreaking transformer-based model designed for tabular prediction. It effectively manages tabular data by integrating sequential models and attention mechanisms.
- **TabTransformer** [11] employs transformers with self-attention mechanisms to transform categorical feature embeddings into robust contextual embeddings, resulting in improved prediction accuracy.
- **FT-Transformer** [12] introduces the Feature Tokenizer, which transforms all features, both categorical and numerical, into embeddings. These embeddings are subsequently input into transformer layers to enable the generation of robust predictions. It has emerged as a state-of-the-art (SOTA) model surpassing tree-based models in tabular prediction.
- **TransTab** [13] integrates word embedding learning to incorporate textual information in the modeling process. This involves designing ad-hoc embedding modules for each modality in both structured data and unstructured texts, coupled with a transformer-based architecture for predictions.

4.3. Implementation details

In our proposed model, we used the supervised SimCSE [30] as the pre-trained sentence encoder. Each word token was mapped into a 768-dimensional embedding, and the entire encoder was frozen in the training process. The tabular transformer consisted of 6 basic transformer encoder layers, each with 6 heads in the attention layer. Throughout training, we used the Adam optimizer [37] to update gradients with a learning rate of $1e-5$ across all tasks. A mini-batch size was set to 256, and the maximum number of epochs was set to 100, with early stopping applied. Owing to significant GPU memory demands, particularly in our case, where the language encoder needs to process multiple times in one sample, we design a two-step training scheme. In the scheme, we extracted all cell embeddings with the tabular cell embedding generator first, facilitating the subsequent training of the tabular transformer with these embeddings in the second step. For baselines, we optimized the hyperparameters to establish the reliable baselines, ensuring the feasibility of head-to-head comparisons.

In classification task (mortality prediction), we applied a straightforward class weighting technique based on relative

Table 5

The RMSE/MAE results of model comparisons on PASA and MIMIC-III datasets for three different tasks. The best results among models are in bold

Model	PASA(SD)		MIMIC(LOS)		MIMIC(Mortality)	
	RMSE↓	MAE↓	RMSE↓	MAE↓	BACC↑	AUROC↑
Random Forest	1.410	0.896	5.820	3.077	0.722	0.809
XGBoost	1.364	0.845	5.731	3.003	0.761	0.846
MLP	1.376	0.851	5.771	3.027	0.754	0.836
ResNet	1.368	0.840	5.752	2.983	0.759	0.842
TabNet	1.423	0.876	5.846	3.081	0.748	0.826
TabTransformer	1.353	0.848	5.754	3.053	0.754	0.835
FT-Transformer	1.343	0.828	5.722	3.002	0.762	0.848
TransTab	1.349	0.860	5.801	3.100	0.741	0.827
P-Transformer (Ours)	1.197	0.737	5.692	2.918	0.774	0.855

class frequencies to address data imbalance, given that it is not the primary focus of our study. The ratio of positive weight to negative weight was set at 7.5:1.

We repeated model training 5 times with different random seeds and reported the average metrics, ensuring statistically stable results in this study.

4.4. Evaluation Metrics

For model evaluation and comparison, we demonstrate the evaluation metrics for classification and regression tasks separately.

4.4.1. Classification

In classification task, we reported balanced accuracy (BACC) and the area under the ROC curve (AUROC) because the medical dataset for the classification task in this study (mortality prediction) is imbalanced. These two metrics are better to evaluate the model performance.

$$\text{Balanced accuracy} = \frac{\text{Sensitivity} + \text{Specificity}}{2} \quad (12)$$

$$\text{Sensitivity} = \frac{\text{TP}}{\text{TP} + \text{FN}} \quad (13)$$

$$\text{Specificity} = \frac{\text{TN}}{\text{FP} + \text{TN}} \quad (14)$$

where TP, FP, TN, FN are true positive, false positive, true negative and false negative respectively in classification.

4.4.2. Regression

In regression task, we reported the root mean squared error (RMSE) and mean absolute error (MAE). Given y_i as the ground truth of i -th data sample and $h(x_i)$ as the predicted label,

$$\text{RMSE} = \sqrt{\frac{1}{N} \sum_{i=1}^N (y_i - h(x_i))^2}, \quad (15)$$

$$\text{MAE} = \frac{1}{N} \sum_{i=1}^N |y_i - h(x_i)|, \quad (16)$$

5. Results and Analyses

5.1. Model Performance

We conducted extensive experiments to compare our model with other baseline approaches. The results, presented in Table 5, demonstrate the superior performance of our proposed framework across various tasks. Specifically, in the PASA(SD) task, our framework achieved the best performance among the current SOTA models, with an RMSE/MAE of 1.197/0.737. Similarly, in the MIMIC(LOS) task, our model outperformed other baselines, yielding an RMSE/MAE of 5.692/2.918. In the MIMIC(Mortality) task, our proposed model surpassed the best baseline with a BACC/AUROC of 0.774/0.855.

To provide further insight, our framework demonstrated performance improvements, reducing RMSE/MAE by approximately 10.9%/11.0% in the PASA(SD) task and 0.5%/2.2% in the MIMIC(LOS) task compared to the best baseline. In the MIMIC(Mortality) task, our model exhibited a performance increase of about 1.6%/0.8% in BACC/AUROC over the best baseline. The consistent superiority of our model across tasks underscores its effectiveness. Additionally, we observed variations in model performance between datasets. The PASA dataset exhibited significantly enhanced model performance compared to the MIMIC-III dataset. This discrepancy might be attributed to the notably lower frequency of missing clinical free-texts in the PASA dataset. Specifically, there are about 15% missing values in PASA dataset, whereas this figure rises to about 65% in MIMIC data. This observation emphasizes the crucial role of free-text information in medical tabular prediction.

Furthermore, within machine learning baselines, XGBoost continues to exhibit strong performance in the prediction of medical tabular data. In addition, FT-Transformer emerges as a compelling competitor to XGBoost in existing tabular data models. Importantly, it is worth noting that, although TransTab incorporates textual information through the learning of word embeddings, these embeddings are not adequately learned with the constraints of relatively limited medical data when compared to the extensive data used in training language models. As a consequence, this inadequacy leads to a degradation in predictive performance

Table 6

The ablation RMSE/MAE results in PASA and MIMIC-III datasets for three different tasks.

Model	PASA(SD)		MIMIC(LOS)		MIMIC(Mortality)	
	RMSE↓	MAE↓	RMSE↓	MAE↓	BACC↑	AUROC↑
Complete model	1.197	0.737	5.692	2.918	0.774	0.855
w/o medical prompts	1.263	0.777	5.817	3.061	0.745	0.822
w/o free-texts	1.340	0.825	5.755	2.964	0.765	0.844
w/o pre-trained sentence encoder	2.509	1.863	6.117	3.109	0.504	0.509

when compared to state-of-the-art transformer-based tabular models.

5.2. Ablation Study

In this subsection, we conducted an ablation study to assess the effectiveness of three critical modules of our proposed model: the medical prompts, the free-texts, and the pre-trained sentence encoder.

Medical prompts. In the prompt construction module, medical language templates are devised to enable a pre-trained language model to generate comprehensive tabular representations by converting tabular medical data into natural language sentences. To assess the impact of medical prompts on predictive performance, experiments were conducted whereby the pre-trained sentence encoder was trained on the raw cell values rather than the medical prompts. The experimental results in Table 6 reveal that the model incorporating medical prompts resulted in a reduction of 5.2%/5.1% in RMSE/MAE for the PASA(SD) task and 2.1%/4.7% for the MIMIC(LOS) task. In the MIMIC(Mortality) task, the model with medical prompts exhibited an increase in BACC/AUROC by 3.9%/4.0%.

Free-texts. Since our proposed framework takes the free-text information into account for modeling, we conducted a comparative analysis to assess the significance of free-texts in EHRs by examining the performance of the models with and without free-text columns. As shown in Table 6, the model incorporating additional free-text information consistently achieved better predictive performance, with a drop of 10.7%/10.7% and 1.1%/1.6% in RMSE/MAE in the PASA(SD) and MIMIC(LOS) tasks respectively. In MIMIC(Mortality) task, the model with free-texts also demonstrated enhanced performance, with an increase in BACC/AUROC by 1.2%/1.3%.

Pre-trained sentence encoder. To study the effect of the pre-trained sentence encoder in our model, we replaced it with a vanilla encoder (with the same architecture but random initialization) for performance comparison. The results in Table 6 show that the model with the pre-trained sentence encoder significantly reduced the RMSE/MAE by 52.3%/60.4% in the PASA(SD) task and 6.9%/6.1% in the MIMIC-III(LOS) task. In MIMIC-III(Mortality) task, the model with pre-trained sentence encoder increased the BACC/AUROC by 53.5%/68.0%.

In summary, these empirical findings corroborate the substantial contributions of all three components towards enhancing the predictive capability of the model. Notably, the model featuring a pre-trained sentence encoder yielded the most substantial performance gains, highlighting the indispensability of this component in effectively extracting tabular cell embeddings.

5.3. Robustness Study to Data Corruption

In order to evaluate the robustness of our proposed model in real-life scenarios and validate its resilience to corruption in structured medical tabular data, we conducted the experiments by only corrupting the structured data in the datasets at the following rates: 0.05, 0.1, 0.15 and 0.2. We implemented random feature corruption following the approach described in [38]. The experimental results on three tasks vs corruption rates are shown in Figures 4, 5 and 6.

Our proposed model consistently demonstrated superior performance compared to other baseline models across three tasks at different corruption rates. Notably, metric curves of our model generally exhibited a slower rate of increase in comparison to those of the baseline models as the corruption rate increased in general. This indicates a noteworthy level of resilience in our model, particularly evident when the structured tabular data in EHRs is highly corrupted. It is important to highlight, however, that a more pronounced distinction in corruption curves exists between our model and the baselines within PASA dataset as opposed to MIMIC-III dataset. This may stem from the lower prevalence of missing values in the free-texts of the PASA dataset.

Furthermore, in the empirical results, although the performance of TransTab does not rank as the best among the baseline models, it exhibits greater resistance to data corruption, particularly at high corruption rates. This resilience might be also attributed to its incorporation of unstructured free-texts into the modeling process.

Both phenomena suggest that unstructured free-text information within EHRs may play a pivotal role in endowing our model with heightened resilience against higher levels of corruption within structured medical tabular data.

6. Conclusion

In this paper, we present a novel prompt-based tabular transformer framework, P-Transformer, to model multimodalities in medical tabular data from an NLP perspective. This framework includes tabular cell embedding generator,

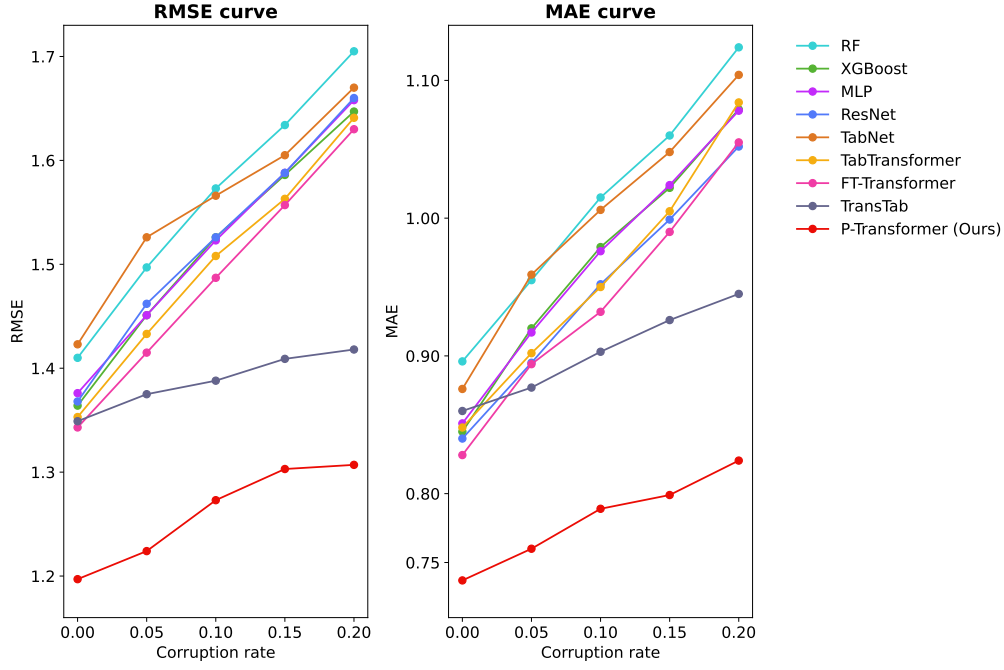


Figure 4: Test results with different data corruption rates in PASA(SD) task. Lower metrics indicate better model performance.

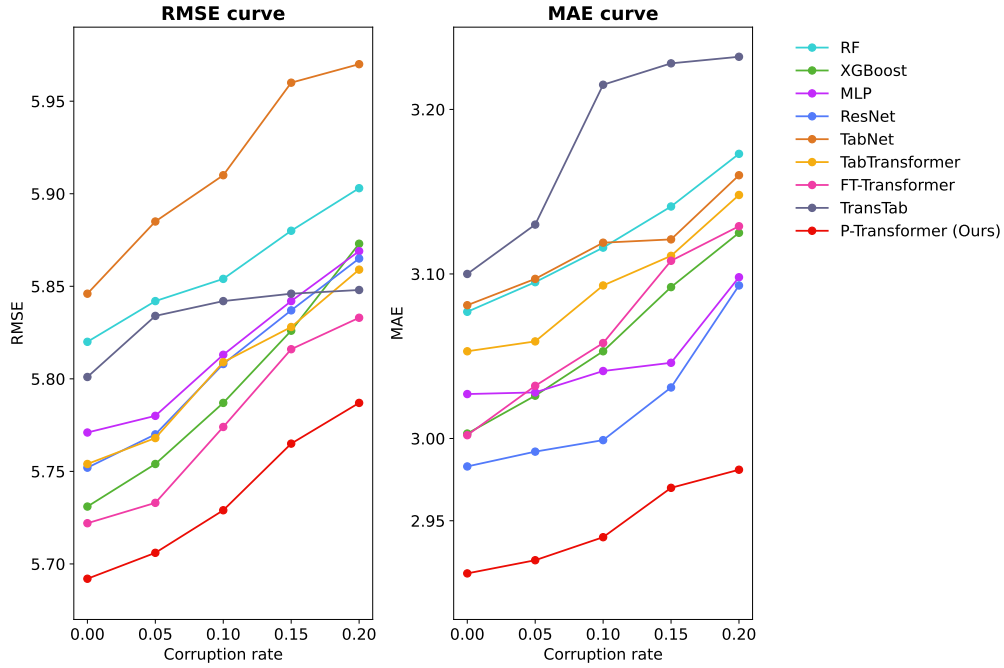


Figure 5: Test results with different data corruption rates in MIMIC-III(LOS) task. Lower metrics indicate better model performance

wherein a pre-trained sentence encoder and medical prompts collaborate to generate contextualized cell embeddings in a harmonized language latent space; in addition, it incorporates a tabular transformer, which effectively leverages

information from different modalities to generate more informative patient embeddings for prediction.

Experiments on two large-scale medical datasets validate the effectiveness of our proposed model and reveal several key findings. Firstly, the predictive performance of

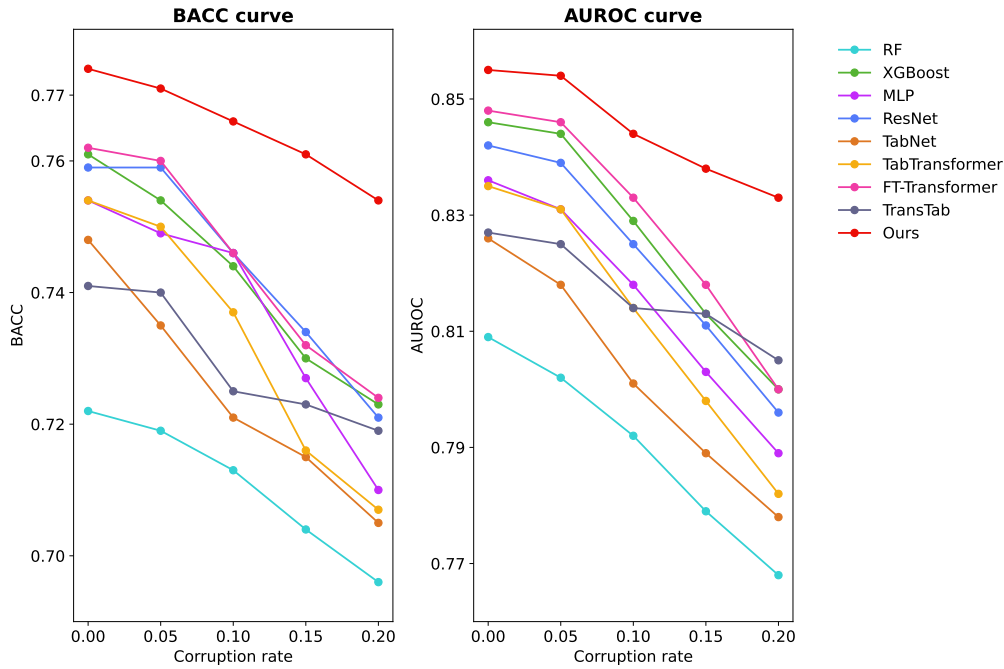


Figure 6: Test results with different data corruption rates in MIMIC-III(Mortality) task. Higher metrics indicate better model performance

our P-Transformer consistently outperformed other SOTA baselines. Secondly, the experimental results provide strong evidence supporting the leveraging of prompt-based learning with transformer-based framework to address multi-modality modeling in medical tabular data. Finally, our proposed framework has demonstrated high resilience to data corruption in medical tabular data, indicating its strong feasibility in real clinical settings.

There is still room for improvement in our present study. Currently, our work involves the design of hard prompts, which consists of hand-crafted and interpretable text tokens. We may consider further exploration of prompt learning in future work, including the investigation of diverse designs of medical prompts and the utilization of soft prompts with less explicit instructions that can be optimized in training for specific tasks. Additionally, the medical tabular data used in our analysis was acquired solely at a singular time instance, consequently failing to capture longitudinal patient information in EHRs. For future work, our focus will be on incorporating temporal information through prompt learning in EHRs.

CRedit authorship contribution statement

Yucheng Ruan: Conceptualization, Data curation, Methodology, Software, Investigation, Formal analysis, Visualization, Writing - Original Draft, Writing - Review & Editing. **Xiang Lan:** Conceptualization, Data curation, Software, Writing - Review & Editing. **Daniel J. Tan:** Data curation,

Software, Investigation. **Hairil Rizal Abdullah:** Supervision, Writing - Review & Editing. **Mengling Feng:** Conceptualization, Supervision, Funding acquisition, Writing - Review & Editing.

Competing Interests Statement

The authors have no competing interests to declare.

Data availability

The PASA data underlying this article were provided by Singapore General Hospital by permission, and will be shared on request to the corresponding author with permission of Singapore General Hospital. The MIMIC-III data used in this study are available in the Physionet Repository, at <https://physionet.org/content/mimiciii/1.4/>.

Acknowledgment

This research is supported by the National Research Foundation Singapore under its AI Singapore Programme grant number AISG-GC-2019-001-2A. This research is also supported by A*STAR, CISCO Systems (USA) Pte. Ltd and National University of Singapore under its Cisco-NUS Accelerated Digital Economy Corporate Laboratory (Award I21001E0002).

References

- [1] A. K. Jha, C. M. DesRoches, E. G. Campbell, K. Donelan, S. R. Rao, T. G. Ferris, A. Shields, S. Rosenbaum, D. Blumenthal, Use

- of electronic health records in us hospitals, *New England Journal of Medicine* 360 (2009) 1628–1638.
- [2] K. Przystalski, R. M. Thanki, Medical tabular data, in: *Explainable Machine Learning in Medicine*, Springer, 2023, pp. 17–36.
- [3] S. Iwase, T.-a. Nakada, T. Shimada, T. Oami, T. Shimazui, N. Takahashi, J. Yamabe, Y. Yamao, E. Kawakami, Prediction algorithm for icu mortality and length of stay using machine learning, *Scientific reports* 12 (2022) 12912.
- [4] R. J. Delahanty, D. Kaufman, S. S. Jones, Development and evaluation of an automated machine learning algorithm for in-hospital mortality risk adjustment among critical care patients, *Critical care medicine* 46 (2018) e481–e488.
- [5] R. Shwartz-Ziv, A. Armon, Tabular data: Deep learning is not all you need, *Information Fusion* 81 (2022) 84–90.
- [6] L. Grinsztajn, E. Oyallon, G. Varoquaux, Why do tree-based models still outperform deep learning on typical tabular data?, *Advances in Neural Information Processing Systems* 35 (2022) 507–520.
- [7] S. DuBrava, J. Mardekian, A. Sadosky, E. J. Bienen, B. Parsons, M. Hopps, J. Markman, Using random forest models to identify correlates of a diabetic peripheral neuropathy diagnosis from electronic health record data, *Pain Medicine* 18 (2017) 107–115.
- [8] Y. Xi, X. Zhuang, X. Wang, R. Nie, G. Zhao, A research and application based on gradient boosting decision tree, in: *Web Information Systems and Applications: 15th International Conference, WISA 2018, Taiyuan, China, September 14–15, 2018, Proceedings* 15, Springer, 2018, pp. 15–26.
- [9] W. Gao, J. Wang, L. Zhou, Q. Luo, Y. Lao, H. Lyu, S. Guo, Prediction of acute kidney injury in icu with gradient boosting decision tree algorithms, *Computers in biology and medicine* 140 (2022) 105097.
- [10] S. Ö. Arik, T. Pfister, Tabnet: Attentive interpretable tabular learning, in: *Proceedings of the AAAI conference on artificial intelligence*, volume 35, 2021, pp. 6679–6687.
- [11] X. Huang, A. Khetan, M. Cvitkovic, Z. Karnin, Tabtransformer: Tabular data modeling using contextual embeddings, *arXiv preprint arXiv:2012.06678* (2020).
- [12] Y. Gorishniy, I. Rubachev, V. Khrulkov, A. Babenko, Revisiting deep learning models for tabular data, *Advances in Neural Information Processing Systems* 34 (2021) 18932–18943.
- [13] Z. Wang, J. Sun, Transtab: Learning transferable tabular transformers across tables, *Advances in Neural Information Processing Systems* 35 (2022) 2902–2915.
- [14] A. Maletzky, C. Böck, T. Tschoellitsch, T. Roland, H. Ludwig, S. Thumfart, M. Giretzlehner, S. Hochreiter, J. Meier, et al., Lifting hospital electronic health record data treasures: challenges and opportunities, *JMIR Medical Informatics* 10 (2022) e38557.
- [15] E. Birman-Deych, A. D. Waterman, Y. Yan, D. S. Nilasena, M. J. Radford, B. F. Gage, Accuracy of icd-9-cm codes for identifying cardiovascular and stroke risk factors, *Medical care* (2005) 480–485.
- [16] W. R. Hersh, M. G. Weiner, P. J. Embi, J. R. Logan, P. R. Payne, E. V. Bernstam, H. P. Lehmann, G. Hripcsak, T. H.artzog, J. J. Cimino, et al., Caveats for the use of operational electronic health record data in comparative effectiveness research, *Medical care* 51 (2013) S30.
- [17] E. Ford, J. A. Carroll, H. E. Smith, D. Scott, J. A. Cassell, Extracting information from the text of electronic medical records to improve case detection: a systematic review, *Journal of the American Medical Informatics Association* 23 (2016) 1007–1015.
- [18] J. F. Andry, F. M. Silaen, H. Tannady, K. H. Saputra, Electronic health record to predict a heart attack used data mining with naive bayes method, *Int J Inf & Commun Technol* ISSN 2252 (2021) 8776.
- [19] B. Nistal-Nuño, Developing machine learning models for prediction of mortality in the medical intensive care unit, *Computer Methods and Programs in Biomedicine* 216 (2022) 106663.
- [20] X. Chen, L. Huang, W. Liu, P.-C. Shih, J. Bao, Automatic surgery duration prediction using artificial neural networks, in: *The 5th International Conference on Computer Science and Application Engineering*, 2021, pp. 1–6.
- [21] N. George, E. Moseley, R. Eber, J. Siu, M. Samuel, J. Yam, K. Huang, L. A. Celi, C. Lindvall, Deep learning to predict long-term mortality in patients requiring 7 days of mechanical ventilation, *PloS one* 16 (2021) e0253443.
- [22] K. He, X. Zhang, S. Ren, J. Sun, Deep residual learning for image recognition, in: *Proceedings of the IEEE conference on computer vision and pattern recognition*, 2016, pp. 770–778.
- [23] J. Chu, C.-H. Hsieh, Y.-N. Shih, C.-C. Wu, A. Singaravelan, L.-P. Hung, J.-L. Hsu, Operating room usage time estimation with machine learning models, in: *Healthcare*, volume 10, MDPI, 2022, p. 1518.
- [24] A. Vaswani, N. Shazeer, N. Parmar, J. Uszkoreit, L. Jones, A. N. Gomez, Ł. Kaiser, I. Polosukhin, Attention is all you need, *Advances in neural information processing systems* 30 (2017).
- [25] N. Parmar, A. Vaswani, J. Uszkoreit, L. Kaiser, N. Shazeer, A. Ku, D. Tran, Image transformer, in: *International conference on machine learning*, PMLR, 2018, pp. 4055–4064.
- [26] L. Dong, S. Xu, B. Xu, Speech-transformer: a no-recurrence sequence-to-sequence model for speech recognition, in: *2018 IEEE international conference on acoustics, speech and signal processing (ICASSP)*, IEEE, 2018, pp. 5884–5888.
- [27] G. Zerveas, S. Jayaraman, D. Patel, A. Bhamidipaty, C. Eickhoff, A transformer-based framework for multivariate time series representation learning, in: *Proceedings of the 27th ACM SIGKDD conference on knowledge discovery & data mining*, 2021, pp. 2114–2124.
- [28] T. Brown, B. Mann, N. Ryder, M. Subbiah, J. D. Kaplan, P. Dhariwal, A. Neelakantan, P. Shyam, G. Sastry, A. Askell, et al., Language models are few-shot learners, *Advances in neural information processing systems* 33 (2020) 1877–1901.
- [29] T. Schick, H. Schütze, Exploiting cloze-questions for few-shot text classification and natural language inference, in: *Proceedings of the 16th Conference of the European Chapter of the Association for Computational Linguistics: Main Volume*, 2021, pp. 255–269.
- [30] T. Gao, X. Yao, D. Chen, SimCSE: Simple contrastive learning of sentence embeddings, in: *Proceedings of the 2021 Conference on Empirical Methods in Natural Language Processing*, 2021, pp. 6894–6910. doi:10.18653/v1/2021.emnlp-main.552.
- [31] Y. Liu, M. Ott, N. Goyal, J. Du, M. Joshi, D. Chen, O. Levy, M. Lewis, L. Zettlemoyer, V. Stoyanov, Roberta: A robustly optimized bert pretraining approach, *arXiv preprint arXiv:1907.11692* (2019).
- [32] C. J. Chiew, N. Liu, T. H. Wong, Y. E. Sim, H. R. Abdullah, Utilizing machine learning methods for preoperative prediction of postsurgical mortality and intensive care unit admission, *Annals of surgery* 272 (2020) 1133.
- [33] A. L. Goldberger, L. A. Amaral, L. Glass, J. M. Hausdorff, P. C. Ivanov, R. G. Mark, J. E. Mietus, G. B. Moody, C.-K. Peng, H. E. Stanley, Physiobank, physiotoolkit, and physionet: components of a new research resource for complex physiologic signals, *circulation* 101 (2000) e215–e220.
- [34] A. E. Johnson, T. J. Pollard, L. Shen, L.-w. H. Lehman, M. Feng, M. Ghassemi, B. Moody, P. Szolovits, L. Anthony Celi, R. G. Mark, Mimic-iii, a freely accessible critical care database, *Scientific data* 3 (2016) 1–9.
- [35] L. Breiman, Random forests, *Machine learning* 45 (2001) 5–32.
- [36] T. Chen, C. Guestrin, Xgboost: A scalable tree boosting system, in: *Proceedings of the 22nd acm sigkdd international conference on knowledge discovery and data mining*, 2016, pp. 785–794.
- [37] D. P. Kingma, J. Ba, Adam: A method for stochastic optimization, In: *The 3rd International Conference on Learning Representations, ICLR* (2015).
- [38] D. Bahri, H. Jiang, Y. Tay, D. Metzler, Scarf: Self-supervised contrastive learning using random feature corruption, In: *The Tenth International Conference on Learning Representations, ICLR* (2022).