

A Subquadratic Time Algorithm for the Weighted k -Center Problem on Cactus Graphs

Binay Bhattacharya¹, Sandip Das², and Subhadeep Ranjan Dev²

¹*Simon Fraser University, Burnaby, Canada*

²*Indian Statistical Institute, Kolkata, India*

March 31, 2023

Abstract

The weighted k -center problem in graphs is a classical facility location problem where we place k centers on the graph, which minimize the maximum weighted distance of a vertex to its nearest center. We study this problem when the underlying graph is a cactus with n vertices and present an $O(n \log^2 n)$ time algorithm for the same. This time complexity improves upon the $O(n^2)$ time algorithm by Ben-Moshe et al. [2], which is the current state-of-the-art.

1 Introduction

The facility location problem is a classical problem in operations research which has been well studied in both the graph and geometry settings. In graph, the vertices have some kind of demand, and the edges have some associated length. The length on the edges correspond to the distance between its two end vertices. The objective is to identify a certain number of locations on the edges and vertices of the graph where we can place facilities. The facilities are placed such that they satisfy the demands on the vertices of the graph and also minimize a certain predefined objective function.

In the *weighted k -center problem* the objective is to place k facilities which minimize the maximum weighted distance between a vertex and its nearest facility. Kariv and Hakimi [12] introduced this problem in 1979 and showed it to be NP-hard for general graphs. In fact, they proved a much stronger statement where they showed that the problem is NP-hard on planar graphs of maximum degree 3. However, the problem is shown to have efficient polynomial runtime when either the graph class is restricted or there is some bound on k . For example, in trees, Wang and Zhang [13] recently showed that the weighted k -center problem can be solved in $O(n \log n)$ time, where n is the number of vertices in the tree. If k is a constant, Bhattacharya et al. [3] presented an

optimal $O(n)$ time solution for the problem on trees. For cactus, the current state of the art is an $O(n^2)$ time algorithm by Ben-Moshe et al. [2]. When k is restricted to be 1 or 2 then the runtime for cactus comes down to $O(n \log n)$ and $O(n \log^3 n)$ time respectively [4]. For partial p -trees, Bhattacharya and Shi [5] showed that the weighted k -center problem can be solved in $O(n^k \log^{2p} n)$ time, when the facilities are restricted to be placed only on the vertices.

The algorithm of Wang and Zhang [13] for the weighted k -center problem on trees uses Frederickson's parametric search technique [7] to bring down the runtime from $O(n \log n + k \log^2 n \log(n/k))$ [1] to $O(n \log n)$. We generalize Frederickson's technique to present an $O(n \log^2 n)$ time algorithm for the problem. This is the first time that such a generalization could be achieved for a graph class other than trees and is the first subquadratic time algorithm for the problem. The feasibility test is the decision version of the problem where given a cost λ , the test returns whether the optimal cost (not known) is at most λ or not. We have also proposed an algorithm for the feasibility test with respect to the weighted k -center problem, which runs in optimal $O(n)$ time.

The rest of the paper is organized as follows. In Section 2, we provide a formal definition of the weighted k -center problem and the tree representation of a cactus. We present some results on circular arc graphs which we use in the later sections. In Section 3, we present our algorithm for the feasibility test. For any input λ , the test determines whether $\lambda \geq \lambda^*$ or not, where λ^* is the optimal cost of the weighted k -center problem. In Section 4, we prove some properties on linear arrangements whose results we use in Section 5. In Section 5, we define a cactus stem which is basically a subgraph of the cactus and a generalization of the (path) stem as defined in Frederickson [7]. We then present an $O(n \log^2 n)$ time algorithm to solve the weighted k -center problem on the cactus stem. We also show another technique with which we can get an $O(n \log n + kn \log n)$ time algorithm. In Section 6, we present our $O(n \log^2 n + kn \log n)$ time algorithm for cacti. Finally we conclude in Section 7.

2 Preliminaries

2.1 Problem definition

Let G be a graph with vertex set $V(G)$ and edge set $E(G)$ with $|V(G)| = n$. We say G is a *cactus* if no two cycles of G share a common edge. Each vertex $v \in V(G)$ is associated with a non-negative weight $w(v)$ and each edge $e \in E(G)$ is associated with a positive length $l(e)$. We interpret e as a line segment of length $l(e)$ so that any point x on e can be referred to. The set of all points on all edges of G is denoted by $A(G)$. For any two points $x, y \in A(G)$, the distance between x and y , denoted by $d_G(x, y)$, is the length of the shortest path between them in G . We omit the subscript G if it is evident. For a point $x \in A(G)$ and a vertex $v \in V(G)$, the *weighted distance* between the point x and the vertex v is equal to $w(v) \cdot d(x, v)$. Given a set of points X , the *cost* of covering the vertices of G by X is given by the expression

$$\max_{v \in V(G)} \left\{ \min_{x \in X} \{w(v) \cdot d(x, v)\} \right\}$$

The objective of the *weighted k-center* problem in G is to find a set of k points X such that the cost of covering $V(G)$ is minimized. This cost is also called the *optimal cost* of the weighted k -center problem in G .

We say a point (or a center) $x \in A(G)$ *covers* a vertex $v \in V(G)$ with cost λ , if $w(v) \cdot d(x, v) \leq \lambda$. Extending this definition we say a set of centers X covers $V(G)$ with cost λ if for all vertices $v \in V(G)$ its nearest center in X covers v with cost λ . We sometimes do not explicitly mention λ if it is well understood.

2.2 Tree representation of a cactus

Given a cactus G , a vertex of G is called a *graft* if it does not belong to any cycle of G . It is called a *hinge* if it belongs to a cycle of G and has degree at least 3. Each of the remaining vertices, if any, belongs to exactly one cycle of G .

We transform G into a new graph T , where the nodes of T , $V(T)$, represent either grafts, hinges or cycles of G . If a node $t_i \in V(T)$ represents a cycle of G then we add an edge to every node $t_j \in V(T)$ which represents a hinge of that cycle. If $t_i, t_j \in V(T)$ both do not represent a cycle then they are adjacent if and only if the vertices of G that they represent are adjacent.

Observe that two nodes of $V(T)$ representing a graft and a cycle of G , respectively, are never adjacent. Since G is a cactus, the graph T thus formed is a tree. We call T the *tree representation* of G [2]. See Figure 1 for an illustration.

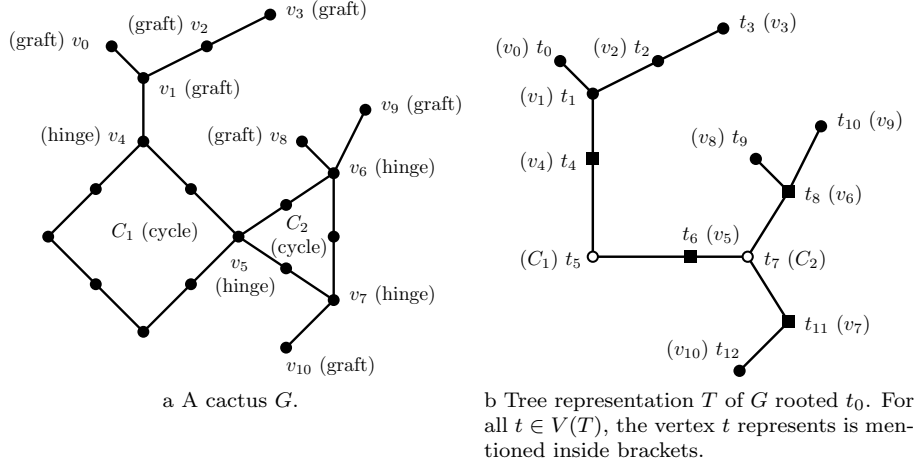


Figure 1: The associate vertex of t_0 is v_0 and that of t_4 and t_5 are both v_4 .

Let $t_r \in V(T)$ be an arbitrary leaf node that we designate as the root of T . This establishes a parent child relation on the nodes in $V(T)$. We now map

each node $t \in V(T)$ to a vertex $v \in V(G)$. We call v the *associate vertex* of t .

For each $t_i \in V(T)$ which represents either a graft or a hinge $v_i \in V(G)$, we assign v_i as the associate vertex of t_i . For each $t_j \in V(T)$ which represents a cycle of G , let t'_j be its parent. Since t_j represents a cycle, t'_j will always represent a hinge of G . The associate vertex of t_j is set as the associate vertex of t'_j . If t_j represent a cycle of G and is also the root ($t_j = t_r$), we arbitrarily select a vertex of that cycle and set it as the associate vertex of t_j . We call the the associate vertex of t_r , say v_r , the root of G .

Lemma 1 (Ben-Moshe et al. [2]). *Given a cactus G with $|V(G)| = n$, its tree representation T can be found out in $O(n)$ time.*

2.3 Circular arcs

A *circular arc* is the arc of a circle between a pair of distinct points. In this section, we describe some operations on a set of circular arcs. Let C be a set of m circular arcs. We assume the midpoints of all arcs of C to be distinct and sorted in the clockwise direction. Let c_1, c_2, \dots, c_m be the given sorted order of C . For $c_i \in C, i < m$, c_{i+1} is called the *clockwise neighbour* of C . For c_m , c_0 is its clockwise neighbour. The *counterclockwise neighbour* is defined analogously.

We say an arc $c \in C$ is a *super arc* if there exists another arc $c' \in C$ which it completely contains, i.e. $c \supset c'$. We now prove the following.

Lemma 2. *All super arcs in C can be removed in $O(m)$ time.*

Proof. Mark all arcs in C as not visited. Arbitrarily select a pair of consecutive arcs $a, b \in C$. Note that b is the clockwise neighbor of a . While a is not marked visited we repeat the following steps.

If a is contained in b , replace b by its clockwise neighbor and remove old b from C . Else, mark a as visited and update both a and b to their respective clockwise neighbors.

Repeat the entire process once more in the counterclockwise direction.

The above steps remove all super arcs in C . Since, all arcs in C are traversed once in the clockwise direction and once in the counterclockwise direction, the algorithm takes $O(m)$ time. \square \square

The pseudocode for the algorithm of Lemma 2 is presented as Algorithm 1.

A set of circular arcs is called *proper* if it does not contain any super arcs. For the remaining part of this section, we consider C to be a set of proper circular arcs. The *minimum piercing set* χ of C is a set of points of minimum cardinality such that each arc of C contains some point of χ . The cardinality of χ is called the *piercing number* of C . Hsu et al. [11] showed that the maximum independent set of a set of m circular arcs can be found in $O(m)$ time. The same technique can be used to show the following result.

Lemma 3 (Hsu et al. [11]). *The piercing set of C can be found in linear time when the midpoint of the arcs in C are given in sorted order.*

Algorithm 1 Remove Super Arcs

```

1: Mark all arcs in  $C$  as unvisited
2: Let  $a \in C$ 
3: Set  $b \leftarrow$  the clockwise neighbor of  $a$ 
4: while  $a$  has not be marked visited do
5:   if  $a \subset b$  then
6:     Set  $b' \leftarrow$  the clockwise neighbor of  $b$ 
7:     Remove  $b$  from  $C$ 
8:     Set  $b \leftarrow b'$ 
9:   else
10:    Mark  $a$  as visited
11:    Set  $a \leftarrow b$ 
12:    Set  $b \leftarrow$  the clockwise neighbor of  $b$ 
13:   end if
14: end while
15: Repeat the entire process once more in the counterclockwise direction

```

Each arc $c \in C$ has two endpoints. Starting from the interior of c , the endpoint encountered first in a clockwise traversal is the *clockwise endpoint* of c . The other endpoint is the *counterclockwise endpoint* of c . The *clockwise next* of c is the arc c' which is encountered first in a clockwise traversal starting at the clockwise endpoint of c and which does not intersect c . We similarly define the *counterclockwise next* of c . See Figure 2 for reference.

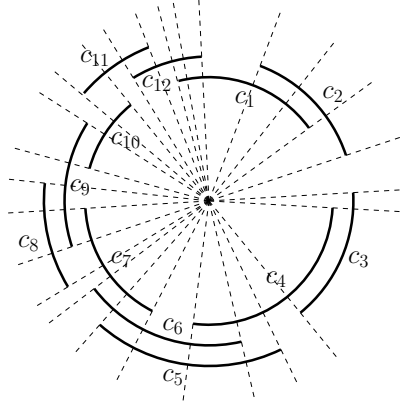


Figure 2: For the circular arc c_1 , its clockwise neighbour is c_2 , its clockwise next is c_3 and for say $q = 3$ its clockwise q -next is c_8 .

Since the endpoints of C are given to us in sorted order, we make the following claim.

Lemma 4. *The clockwise (counterclockwise) next of all arcs in C can be found*

in $O(m)$ time.

Proof. Mark all arcs in C as visited. Arbitrarily select an arc $a \in C$ and set $b \leftarrow a$. While a is not marked visited repeat the following.

If a intersect b , update b to its clockwise neighbour. Else, mark a as visited and set b as the clockwise neighbour of a . Update a to its clockwise neighbour.

The above steps set the clockwise next for all arcs in C in $O(m)$ time. The counterclockwise next of all arcs can be found similarly. \square \square

The pseudocode for the algorithm of Lemma 4 is presented as Algorithm 2. The algorithm to find all counterclockwise nexts of the arcs of C is similar.

Algorithm 2 Clockwise Next

```

1: Mark all arc in  $C$  as not visited
2: Let  $a \in C$ 
3: Set  $b \leftarrow a$ 
4: while  $a$  is not marked visited do
5:   if  $a \cap b \neq \emptyset$  then
6:     Set  $b \leftarrow$  the clockwise neighbour of  $b$ 
7:   else
8:     Set  $b$  as the clockwise next of  $a$ 
9:     Mark  $a$  as visited
10:    Set  $a \leftarrow$  the clockwise neighbour of  $a$ 
11:   end if
12: end while

```

For any positive integer q , let $[q]$ denote the set $\{1, 2, \dots, q\}$. We now define the *clockwise q -next* of an arc $c_0 \in C$. Let c_0, c_1, \dots, c_q be a sequence of circular arcs of C such that for any $i \in [q]$, c_i is the clockwise next of c_{i-1} . The arc c_q then is called the clockwise q -next of c_0 . Note that, for any, $i \in [q]$, the arc c_i is the clockwise i -next of c_0 . The counterclockwise q -next of c is defined similarly. See Figure 2 for reference.

Lemma 5. *The clockwise (counterclockwise) q -next of all arcs of C can be found in $O(m)$ time.*

Proof. The pseudocode for Lemma 5 is presented as Algorithm 3. The algorithm uses the compatibility forest data structure for intervals in Gavruskin et al. [10] by extending it to circular arcs and appropriately naming it the compatibility graph data structure.

Let G_C represent the clockwise compatibility graph of C which is a graph with vertices for each arc of C and an edge from a to b , $a, b \in C$, if b is the clockwise next of a . The graph G_C can be disconnected with each connected component having exactly one directed cycle. Note that there are also no other undirected cycle in that component.

A careful implementation of Algorithm 3 will result in an $O(m)$ time algorithm. The algorithm for the counterclockwise case is similar. \square \square

Algorithm 3 Clockwise q -Next

```
1: Initialize all arcs of  $C$  as unvisited
2: for each connected component  $G'$  of  $G$  do
3:   Let  $r$  be an arc on the directed cycle of  $G'$ 
4:   Remove the edge connecting  $r$  to its clockwise next to convert  $G'$  into a
   tree  $T'$  rooted at  $r$ 
5:   Set  $a \leftarrow r$ 
6:   Initialize a dequeue  $Q$  of size  $q$  such that the  $i^{\text{th}}$  element in  $Q$  is the
   clockwise  $i$ -next of  $a$ 
7:   while  $r$  is not marked visited do
8:     if  $a$  has an unvisited child  $b$  then
9:       Update  $Q$  by inserting  $a$  as its first element and deleting its last
       element
10:      Set  $a \leftarrow b$ 
11:    else
12:      Let  $b$  be the last element in  $Q$ 
13:      Set  $b$  as the clockwise  $q$ -next of  $a$  and marking  $a$  visited
14:      Update  $Q$  by removing its first element and inserting the clockwise
      next of  $b$  as its last element
15:      Set  $a \leftarrow$  the parent of  $a$ 
16:    end if
17:  end while
18: end for
```

3 Feasibility Test

In this section, we present an algorithm which solves the decision version of the weighted k -center problem in time linear in the size of the cactus. The problem is commonly referred to as the *feasibility test* in literature. Given a cactus network G , let $\lambda^* \in \mathbb{R}_{\geq 0}$ be the optimal cost of the weighted k -center problem in G . For an input $\lambda \in \mathbb{R}_{\geq 0}$, the feasibility test asks whether $\lambda \geq \lambda^*$, or not. Note that the optimal cost λ^* is an unknown value. If $\lambda \geq \lambda^*$, then we say λ is feasible, otherwise, $\lambda < \lambda^*$ and we say λ is infeasible.

For a given λ , our algorithm works by placing a minimum number of centers X , such that every vertex in G is covered by some center in X with cost λ . If $|X| \leq k$, then λ is feasible; otherwise $|X| > k$, and λ is infeasible. The algorithm uses the tree representation T of G in order to fix a processing order on the vertices of G . Recall that T is rooted at the node t_r . We process the nodes of T in a bottom-up order, visiting the leaves first, and then visiting the nodes whose children have been processed.

For $t \in V(T)$, let T_t denote the subtree of T rooted at t and let G_t denote the subgraph of G that T_t represents. For each node $t \in V(T)$, we store two values $\text{close}(t)$ and $\text{cover}(t)$, defined as follows.

Consider an intermediate step in our feasibility test algorithm where all vertices in G_t have already been processed. The algorithm may have placed

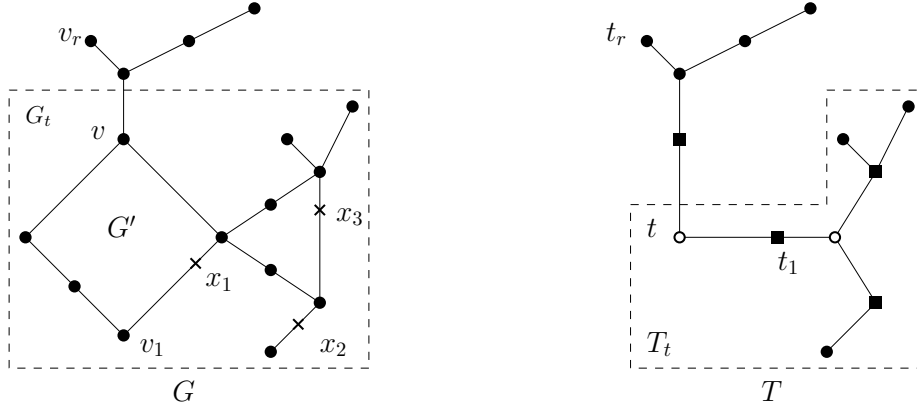


Figure 3: The subgraphs T_t and G_t . Vertex v and v_1 in $V(G)$ are the associate of t and t_1 in $V(T)$, respectively. Node t_1 is a child of t , $t \in V(T)$ represents the cycle H of G , and $X_t = \{x_1, x_2, x_3\}$.

some centers inside G_t . Let these centers be represented by the set X_t . The *uncovered* vertices of G_t are those vertices which cannot be covered by X_t with cost λ .

Let $v_t \in V(G)$ be the associate vertex of $t \in V(T)$. The function $\text{cover}(t)$ represents the maximum distance that a center can be placed outside G_t from t , that covers all uncovered vertices of G_t with cost λ . Let $V' \subseteq V(G_t)$ be the uncovered vertices of G_t . We define $\text{cover}(t)$ as follows.

$$\text{cover}(t) = \begin{cases} \min \{ \lambda/w(v) - d(v, v_t) \mid \forall v \in V' \} & \text{if } V' \neq \emptyset \\ \infty & \text{otherwise} \end{cases}$$

The function $\text{close}(t)$ stores the distance of the closest center inside G_t from v_t . We define $\text{close}(v)$ as follows.

$$\text{close}(t) = \begin{cases} \min \{ d(x, v_t) \mid \forall x \in X_t \} & \text{if } X_t \neq \emptyset \\ \infty & \text{otherwise} \end{cases}$$

Recall that we traverse the nodes of T bottom-up. We also maintain a variable *count*, which counts the number of centers placed till now. Let t be the node of T that we are currently at and let v be its associate vertex. In Section 3.1 and 3.2 we show how to place centers inside G_t depending on whether t represents a hinge/graft or a cycle of G .

3.1 t represents a hinge or a graft of G

Let $V_t \subseteq V(T)$ be the set of children of t . For each $t_i \in V_t$, let v_i be its corresponding vertex.

Let $V_1 \subseteq V_t$, be such that $\forall t_i \in V_1$, $\text{cover}(t_i) < d(v_i, v_t)$. Observe that for all such $t_i \in V_1$, its is necessary to place a center on the edge (v_i, v_t) in order to cover the remaining uncovered vertices in G_{t_i} . We do so by placing a center on the edge (v_t, v_i) at a distance $\text{cover}(t_i)$ from v_i and incrementing *count* by one. Since all vertices in T_{t_i} are now covered, we set $\text{cover}(t_i)$ to ∞ .

As per definition, we now set $\text{close}(t)$ as the minimum of all distances of all centers placed in G_t , from v_t . Let x be such a center i.e. x is closest to v_t . If G_t has no centers placed, we set $\text{close}(t)$ to ∞ .

Now, let $V_2 \subseteq V_t \setminus V_1$ be such that $\forall t_j \in V_2$, $\text{cover}(t_j) \geq d(v_t, v_j) + \text{close}(t)$. Observe that for all such $t_j \in V_2$, all vertices in G_{t_j} are either covered by the centers placed inside G_{t_j} or by the center x , if it exists. Therefore, we set $\text{cover}(t_j)$ as ∞ .

Finally, we update $\text{cover}(t)$. We define the parameter δ as

$$\delta = \min\{\text{cover}(t_i) - d(v_t, v_i) \mid \text{for all child } t_i \text{ of } t\}$$

If $\text{close}(t) \leq \frac{\lambda}{w(v_t)}$ then we set $\text{cover}(t) = \delta$, otherwise $\text{cover}(t) = \min\{\lambda/w(v_t), \delta\}$.

3.2 t represents a cycle of G

Let H be the cycle of G that t represents and let $m = |V(H)|$. For a vertex $v_j \in V(H)$, let $\text{near}(v_j)$ be the distance of the nearest center in G_t to v_j . The definition of $\text{near}(\cdot)$ is similar to that of $\text{close}(\cdot)$. Where $\text{close}(\cdot)$ is defined on the nodes in $V(T)$, $\text{near}(\cdot)$ instead is define on the vertices of the cycles in G . Observe that the only information required to compute $\text{near}(v_j), \forall v_j \in V(H)$ is $\text{close}(t_i), \forall t_i \in V_t$. Therefore, it is not difficult to show that $\forall v_j \in V(H), \text{near}(v_j)$ can be computed in $O(m)$ time.

If $v_j \neq v_t$ then v_j is uncovered if $\text{near}(v_j) > \text{cover}(t_j)$, where $t_j \in V(T)$ represents v_j . If $v_j = v_t$ or is not a hinge then v_j is uncovered if $\text{near}(v_j) > \lambda/w(v_j)$. Our objective is to cover all the uncovered vertices in H by placing zero or more centers in H and at most one outside G_t .

We convert this problem of placing centers in H to an equivalent piercing set problem on a set of circular arcs C as follows. For $i \in [m]$, if v_i is a hinge and if $v_i \neq v_t$, let $t_i \in V(T)$ be the node that represents v_i . We set $l_i = 2 \times \text{cover}(t_i)$. Otherwise, we set $l_i = 2\lambda/w(v_i)$. We insert into C a circular arc of length l_i centered at v_i .

Our objective is to place a set of piercing points so that the overall number of centers placed is minimum. Let $C' \subseteq C$ be the subset of circular arcs which do not intersect v_t . Let q and q' be the size of the minimum piercing set of C and C' , respective. Observe that $q - 1 \leq q' \leq q$. If $q' = q - 1$, then instead of placing a center x at v_t , it can be shifted outside G_t , within a permissible distance.

We therefore find a set of piercing points χ such that either (a) all uncovered vertices of H are covered by χ , and $\exists x \in \chi$ which is placed as close as possible to v_t ; (b) not all uncovered vertices of H are covered by χ and one more center

x is needed to be placed outside G_t to cover them. In the later case, the χ is selected such that x can be placed as far away as possible from v_t . If $q' = q$, then Case (a) follows, otherwise $q' = q - 1$ and Case (b) follows. Given H in cyclic order, we show how to compute the set χ in $O(m)$ time.

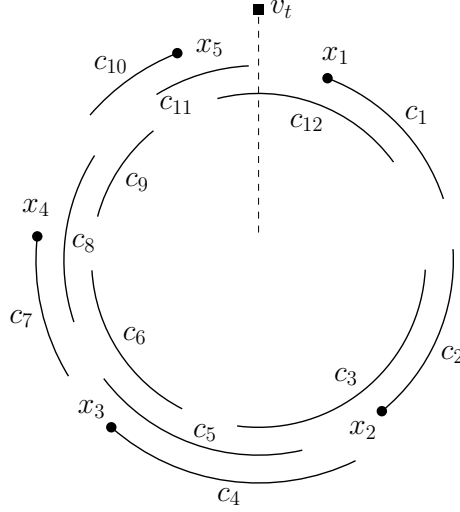


Figure 4: The set $\chi(c_1)$ for $q/q' = 5$.

3.2.1 Case (a)

In this case, we need to find a minimum piercing set χ of C such that one of the piercing points $x \in \chi$ is closest to v_t . We check for all possible configurations of χ and chose the one with the closest point to v_t . Let c_1 be the first arc in the clockwise direction from v_t which does not overlap with it. Let c_j be the clockwise next of c_1 . For each $c_i \in \{c_1, c_2, \dots, c_{j-1}\}$, we construct a set of piercing points $\chi(c_j)$ as follows.

We place the first piercing point, x_1 , at the counterclockwise endpoint of c_i . We place the next piercing point, x_2 , at the clockwise endpoint of the clockwise neighbour of c_i , say $c_{i+i'_1}$. We place the next piercing point, x_3 , at the clockwise endpoint of the clockwise next of $c_{i+i'_1}$, say $c_{i+i'_2}$. We continue placing points in this way and place the q -th piercing point x_q on the clockwise endpoint of the clockwise $(q-1)$ -next of c_i , say $c_{i+i'_{q-1}}$. The set $\chi(c_i)$ is a valid minimum piercing set of C if the clockwise next of $c_{i+i'_{q-1}}$ overlaps with x_1 .

Note that for any $c_i \in \{c_1, c_2, \dots, c_{j-1}\}$ the closest point of $\chi(c_i)$ to v_t is either x_1 or y_q . Therefore, we are happy with only computing the first and the q -th piercing point for each $\chi(c_i)$, which can be done in $O(1)$ time. We select χ as one of the $\chi(c_i)$ which is a valid piercing set and which has a point closest to v_t . We compute each point in χ and place a center in H at its corresponding position. We increment $count$ by q and update $close(t)$ and $cover(t)$ accordingly.

3.2.2 Case (b)

In this case, we find a set of q' centers on H , such that the center outside G_t , covering the remaining uncovered vertices in G_t through v_t , can be as far away as possible from v_t . For each $c_i \in \{c_1, c_2, \dots, c_{j-1}\}$, we construct a set of piercing points $\chi(c_j)$ as shown earlier where q is replaced by q' .

As noted earlier, for any $c_i \in \{c_1, c_2, \dots, c_{j-1}\}$ the closest point of $\chi(c_i)$ to v_t is either x_1 or $x_{q'}$. Therefore, we are happy with only computing the first and the q' -th piercing point for each $\chi(c_i)$, which can be done in $O(1)$ time.

Let $c_{i-i'_0}$ be the counterclockwise next of c_i and $c_{i+i'_{q'}}$ the clockwise next of $c_{i+i'_{q'-1}}$ and let v_1 and v_2 be the vertices of H that they respectively represent. Let V' be the set of centers in G_t that are uncovered after placing the centers corresponding to $\chi(c_i)$. Then the distance of the farthest center from v_t which covers the remaining uncovered vertices of G_t from outside is given by $\min\{\alpha(v_1) - d(v_1, v_t), \alpha(v_2) - d(v_2, v_t)\}$, where $\alpha(v_l)$ ($l = \{1, 2\}$) is $\text{cover}(v_l)$, if v_l is a hinge, and λ/v_l , otherwise. Let us denote this value as the *cost* of $\chi(c_i)$.

We select χ as one of the $\chi(c_i)$ which has the largest cost. We compute each point in χ and place a center in H at its corresponding position. We increment *count* by q' and update $\text{close}(t)$ and $\text{cover}(t)$ accordingly. If $t = t_r$, we place one more center at v_r and increment *count* by 1.

3.3 Time complexity

Theorem 1. *The feasibility test for the weighted k -center problem on cactus takes $O(n)$ time, where n is the number of vertices in the cactus.*

Proof. We traverse each node of T only once. If the node t represents either a hinge or a graft, then the time required to process it is linear in the number of children of t . Otherwise, t represents a cycle, and we convert our problem to a problem on circular arcs. This step is again linear in the number of vertices in the cycle. Finally, finding χ , $\text{close}(t)$ and $\text{cover}(t)$ also take time linear in the number of vertices in the cycle. Therefore, the running time of the entire algorithm is $O(n)$. \square \square

4 Parametric Pruning on Paths

Let L be a set of m lines in \mathbb{R}^2 and let I represent the set of $\binom{n}{2}$ pairwise intersection points of the lines in L . Consider a feasibility test, similar to the one define in Section 3, which takes as input a value γ and returns *feasible* if $\gamma \geq \gamma^*$, where γ^* is a predefined threshold. It returns *infeasible* otherwise.

Let p_1 is the highest point in I whose y -coordinate value is infeasible and let p_2 be the lowest point in I whose y -coordinate value is feasible. We have the following result by Chen and Wang [6].

Lemma 6 (Chen and Wang [6]). *Given L , both p_1 and p_2 can be found in $O((m + \tau) \log m)$, where τ is the running time of the feasibility test.*

Let P be a path of size m with weights on its vertices and lengths on its edges as shown in Section 1. For $u, v \in V(P)$, let $\text{cost}(u, v)$ represent the cost of covering u and v by a single center in $A(P)$ and let $\text{l-cost}(u, v)$ represent the cost of covering u by a center placed at v . Let $R_0(P) = \{\text{l-cost}(u, v) \mid \forall (u, v) \in V(P) \times V(P)\}$, $R_1(P) = \{\text{cost}(u, v) \mid \forall (u, v) \in V(P) \times V(P)\}$ and $R(P) = R_0(P) \cup R_1(P)$.

Let $v_0 \in V(P)$ be the leftmost vertex of P . For each vertex $v_i \in V(P)$, we place a point q_i on the x -axis of an xy -coordinate system at x -coordinate $d(v_0, v_i)$. We place for every vertex $v_i \in V(P)$, three lines l_i^+, l_i^- and l_i^∞ , with slopes $+w(v_i)$, $-w(v_i)$ and ∞ (vertical line), respectively, at point q_i . Let $L_P = \{l_i^+, l_i^-, l_i^\infty \mid \forall v_i \in V(P)\}$ and let I_P represent the set of pairwise intersection points of the lines in L_P .

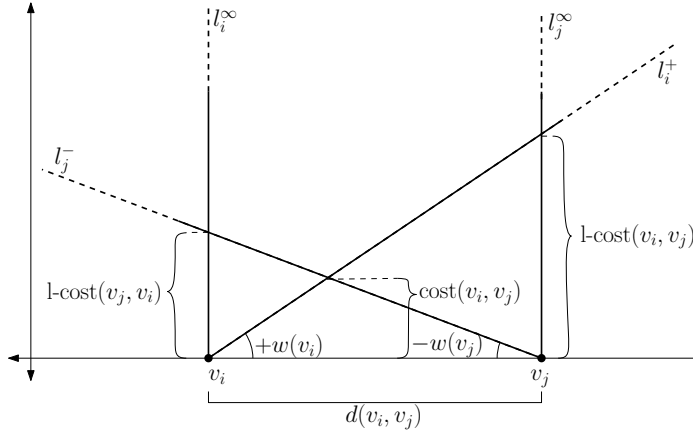


Figure 5: Representing values of $R_0(P) \cup R_2(P)$ in \mathbb{R}^2 .

Observe that all values in $R(P)$ are represented as the y -value of the points in I_P . See Figure 5 for reference. Therefore, with respect to a feasibility test with predefined threshold γ^* , we can use Lemma 6 to find $\lambda_1, \lambda_2 \in \mathbb{R}_{\geq 0}$ such that $\lambda_1 < \gamma^* \leq \lambda_2$ and no value in $R(P)$ lies inside the range (λ_1, λ_2) . The same result can be achieved if instead of a single path we have multiple paths. Given multiple paths P_1, P_2, \dots, P_l we concatenate the paths by joining their end points sequentially to get a path \hat{P} . We can then perform the same operations on this resultant path to get $\lambda_1, \lambda_2 \in \mathbb{R}_{\geq 0}$ such that $\lambda_1 < \gamma^* \leq \lambda_2$ and $\forall \lambda \in \bigcup_{i=1}^l R(P_i), \lambda \notin (\lambda_1, \lambda_2)$. We therefore make the following claim.

Lemma 7. *Given a collection of path networks P_1, P_2, \dots, P_l , and a feasibility test with threshold γ^* , we can find λ_1 and λ_2 in $O((m + \tau) \log m)$ where m is the size of \hat{P} and τ is the running time of the feasibility test.*

5 k -Center on Cactus Stems

In this section, we define a *cactus stem*, which is a generalization of the (path) stem defined by Frederickson [7] for trees and present two algorithm to compute the weighted k -center on it. Let S' be a cactus whose tree representation is a path P' . Assume the nodes of P' to be ordered from left to right.

The structure of S' is an alternating sequence of paths and cycles. Let $P_1, C_1, P_2, C_2, \dots, P_m, C_m$ be the left to right ordering of this sequence with respect to the left to right ordering of P' , where P_i and C_j represent a path and a cycle of S' , respectively. Note that the path P_1 and cycle C_m may not exist.

We call a vertex a *pendant vertex* if its degree is 1. Let S be the graph generated from S' by attaching any number of pendant vertices to the vertices in $V(S')$. We call S a *cactus stem*. For this section we assume $|V(S)| = n$.

Let s and t be the leftmost and rightmost nodes of P' and let g_0 and h_0 be their respective associate vertices in S' . We call g_0 and h_0 the *leftmost* and *rightmost* vertices of S , respectively. Let g_i and h_i represent the left and right hinges of a cycle C_i in S . If the left hinge of C_1 does not exist then we set g_1 as g_0 . Similarly, if the right hinge of cycle C_m does not exist we set h_m as h_0 .

The *minor hemisphere* of C_i is the shortest path between g_i and h_i in C_i . The *major hemisphere* of C_i is the other path between g_i and h_i in C_i . If both paths are of the same length, then we arbitrarily select one of them as the major hemisphere and the other as the minor hemisphere. See Figure 6.

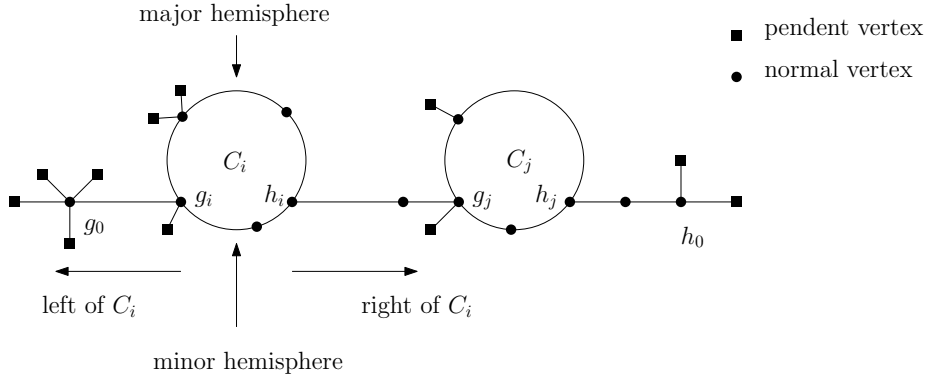


Figure 6: A cactus stem.

A vertex $u \in V(S)$ is said to be to the *left* of C_i if no path between u and g_0 passes through C_i . Similarly, a vertex $v \in V(S)$ is said to be to the *right* of C_i if no path between v and h_0 passes through C_i . Let \hat{C}_i be the graph formed by attaching all pendant vertices adjacent to $V(C_i)$ to C_i . Observe that $u, v \notin V(\hat{C}_i)$.

Recall that $A(S)$ represents the set of all points on all edges of S . For $x, y \in A(S)$, let π_{xy} denote a shortest path between x and y in S . For $u, v \in V(S)$, let $x \in A(S)$ be such that $w(u) \cdot d(x, u) = w(v) \cdot d(x, v)$ and for any two

shortest paths π_{xu} and π_{xv} in S , $\pi_{xu} \cap \pi_{xv} = \emptyset$. For such a triple (u, v, x) , we define $\text{cost}(u, v, x)$ as the cost of covering u and v by a center placed at x i.e. $\text{cost}(u, v, x) = w(u) \cdot d(x, u) = w(v) \cdot d(x, v)$. We define R_S to be the set of all possible values of $\text{cost}(u, v, x)$.

Let $X^* \subset A(S)$ be a set of k optimal centers of the cactus stem S with respect to the weight k -center problem and let λ^* be its optimal cost. We have the following lemma.

Lemma 8. *There exists a triple (u, v, x) such that $\lambda^* = \text{cost}(u, v, x)$.*

Proof. Since λ^* is the optimal cost, there exists a center $x \in X^*$ that determines λ^* . Let $u \in V(S)$ be such that $w(u) \cdot d(x, u) = \lambda^*$ and the closest center to u in X^* is x . Since x determines λ^* , u always exists. But that alone is not enough to determine λ^* since we can move x towards u and reduce the weighted distance of x to u . Therefore, there exists another vertex $v \in V(S)$, such that $w(v) \cdot d(x, v) = \lambda^*$. Also, no path π_{ux} and π_{vx} overlap, since again x can be moved towards a particular direction which reduces the weighted distance of x to both u and v . \square \square

We call the set R_S the set of *candidate values* of λ^* . Based on u, v and x the candidate values in R_S can be divided into the following types.

type 1: x does not lie inside any cycle of S ,

type 2: x lies on the minor hemisphere of some cycle C_i in S and

- (a): u and v both belong to $V(\hat{C}_i)$,
- (b): either u or v belongs to $V(C_i)$, but not both,
- (c): neither u nor v belong to $V(\hat{C}_i)$.

type 3: x lies on the major hemisphere of some cycle C_j in S and

- (a): u and v both belong to $V(\hat{C}_j)$,
- (b): either u or v belongs to $V(\hat{C}_j)$, but not both,
- (c): neither u nor v belong to $V(\hat{C}_j)$.

In addition to R_S , we define another set of costs R'_S as the set $\{1\text{-cost}(u, v) \mid \forall (u, v) \in V(S) \times V(S)\}$. In the following sections we present our algorithm to compute the weighted k -center of S . The algorithm works in two stages. In Stage 1, we look at all types of candidate values in R_S except type 3(c) as defined above. In Stage 2, we check for all candidate values in R_S of type 3(c).

5.1 Stage 1

For a cycle C_i of S , let A_i represent its minor hemisphere and B_i its major hemisphere. For a given cactus stem S , let S' be the graph left after removing all pendant vertices of S . See Figure 7.

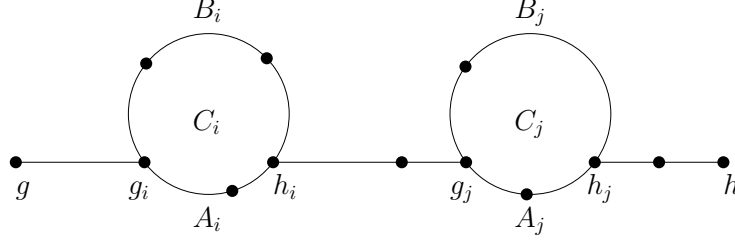


Figure 7: The graph S' assuming S to be the graph represented in Figure 6.

We convert S' into a tree $T_{S'}$ by removing B_i from each cycle C_i in S' and attaching a path to g_i and h_i as shown in Figure 8. Note that Figure 8 only shows the overall structure of $T_{S'}$ and some vertices are not depicted. The tree T_S is generated by attaching all pendant vertices of S into their respective locations in $T_{S'}$. See Figure 9.

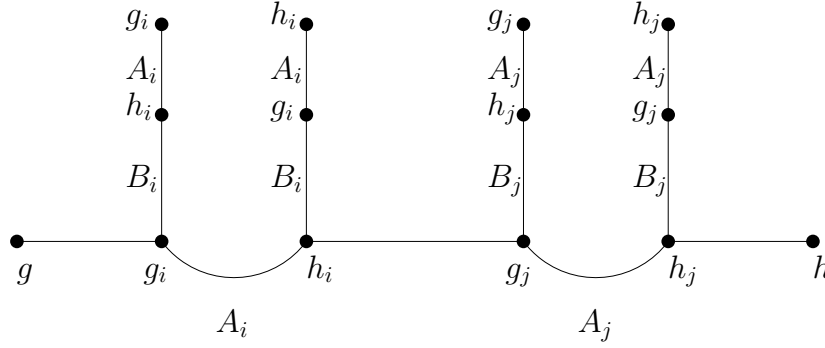


Figure 8: The structure of $T_{S'}$.

Based on the vertices in T_S we generate points on x -axis of an xy -coordinate system as follows. Fix two points p_0 and q_0 with respect to g_0 and h_0 arbitrarily, such that p_0 is to the left of q_0 and the distance between them is $d_{T_S}(g_0, g_0)$. For each vertex $u_i \in V(T_{S'})$, we place a point p_i to the right of p_0 such that the distance between them is $d_{T_S}(g_0, u_i)$, and a point q_i to the left of q_0 such that the distance between them is $d_{T_S}(u_i, h_0)$. For each vertex $v_j \in V(T_S) \setminus V(T_{S'})$, attached to a vertex $u_{j'} \in V(T_{S'})$, we place four points: one each to the left of $p_{j'}$ and $q_{j'}$ and one each to their right, at a distance $d_{T_S}(u_{j'}, v_{j'})$. See Figure 10 for reference. We denote by P_S the path represented by the left to right ordering of the points placed.

Since, a single vertex of S is represented by a constant number of nodes in P_S we have $|V(P_S)| = O(n)$. Recall that $R_0(P_S) = \{l\text{-cost}(u, v) \mid \forall (u, v) \in V(P_S) \times V(P_S)\}$ and $R_1(P_S) = \{\text{cost}(u, v) \mid \forall (u, v) \in V(P_S) \times V(P_S)\}$. Notice that $R_0(P_S) = R'_S$ and $R_1(P_S)$ contains all types of candidate values of R_S except type 3(c). We can use Lemma 7 and the feasibility test of Section 3 to

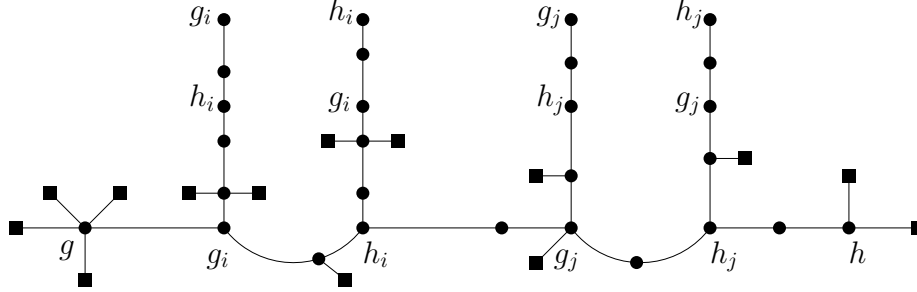


Figure 9: The tree T_S .

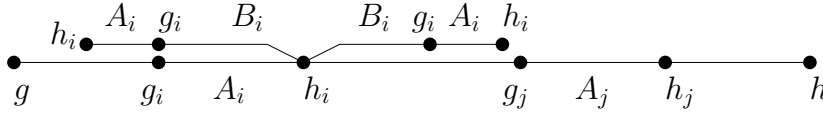


Figure 10: Some of the vertices of S' mapped to a real line \mathbb{R} .

find λ_1 and λ_2 such that $\lambda_1 < \lambda^* \leq \lambda_2$ and no value in $R_0(P_S) \cup R_1(P_S)$ lies inside the range (λ_1, λ_2) . This step takes $O(n \log n)$ time since in our case both m and τ equals $O(n)$. We can therefore make the following claim.

Theorem 2. $\lambda^* = \lambda_2$ is the optimal cost of the k -center problem in S if λ^* is not a type 3(c) candidate value of R_S . This cost can be computed in $O(n \log n)$ time, where n is the size of the S .

Definition 1. The λ -cover of a vertex $v \in V(S)$, denoted by $\Phi_\lambda(v)$, is defined as

$$\Phi_\lambda(v) = \{y \in A(S) \mid w(v) \times d(y, v) \leq \lambda\}.$$

The subscript λ from $\Phi_\lambda(\cdot)$ is usually omitted if $\lambda = \lambda^*$.

The region $\Phi_\lambda(v)$ can also be defined as all possible location in S where a center can be placed with weighted distance to v at most λ .

Definition 2. A point $y \in A(S)$ is an *endpoint* of $\Phi_\lambda(v)$ if $w(v) \times d(y, v) = \lambda$. Again, the subscript λ is usually omitted if $\lambda = \lambda^*$.

The endpoints of $\Phi_\lambda(v)$ are all possible location in S where a center can be placed with weighted distance to v equal to λ . See Figure 11 for reference. We have the following results.

Lemma 9. For $u \in V(S)$ and $e \in E(S)$, $\Phi(u)$ has exactly one endpoint on e if and only if $\Phi_\lambda(u)$ has exactly one endpoint on e , for any $\lambda \in (\lambda_1, \lambda_2)$.

Proof. Let an endpoint of $\Phi(u)$ lie on the edge $e = (u_e, v_e) \in E(S)$, $u_e, v_e \in V(S)$. Note that the values $\text{l-cost}(u, u_e)$ and $\text{l-cost}(u, v_e)$ both belong to R'_S and therefore, do not lie in the range (λ_1, λ_2) . Let us assume, without loss of generality, that $\text{l-cost}(u, u_e) \leq \text{l-cost}(u, v_e)$.

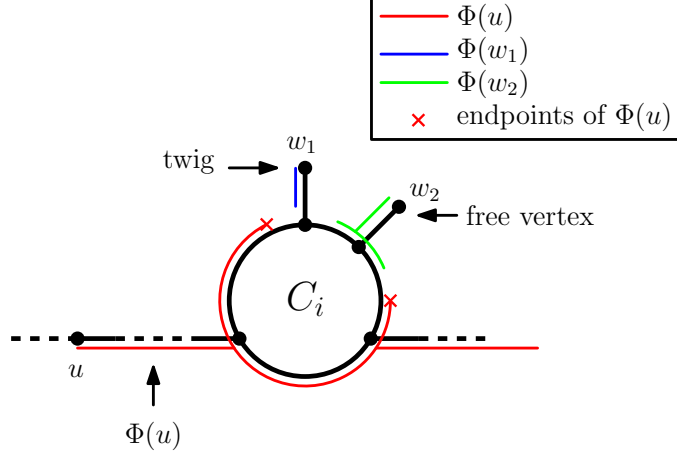


Figure 11: Visualization of various definition.

Since, $\Phi(u)$ has exactly one endpoint on e , we have $\text{l-cost}(u, u_e) < \lambda^* < \text{l-cost}(u, v_e)$. This implies that for any $\lambda \in (\lambda_1, \lambda_2)$, $\text{l-cost}(u, u_e) < \lambda < \text{l-cost}(u, v_e)$ and therefore $\Phi_\lambda(u)$ also has exactly one endpoint on e . The other direction can be proved similarly. \square \square

Lemma 10. *For any two vertices $u, v \in V(S)$, let $e \in E(S)$ be an edge such that it does not belong to the major hemisphere of any cycle of S in between u and v . The regions $\Phi(u)$ and $\Phi(v)$ overlap on e if and only if $\Phi_\lambda(u)$ and $\Phi_\lambda(v)$ overlap on e , for all $\lambda \in (\lambda_1, \lambda_2)$.*

Proof. Let $e = (u_e, v_e)$, where $u_e, v_e \in V(S)$. Let α^* denote the overlapping region of $\Phi(u)$ and $\Phi(v)$ on e . Similarly, let α denote the overlapping region of $\Phi_\lambda(u)$ and $\Phi_\lambda(v)$ on e . We need to show that α^* is nonempty if and only if α is nonempty.

If α is empty then either $\Phi(u)$ or $\Phi(v)$ does not intersect e . Let us assume it is $\Phi(u)$. Then, $\text{l-cost}(u, u_e), \text{l-cost}(u, v_e) \leq \lambda^*$. Since, $\text{l-cost}(u, u_e), \text{l-cost}(u, v_e) \notin (\lambda_1, \lambda_2)$ this implies $\text{l-cost}(u, u_e), \text{l-cost}(u, v_e) \leq \lambda$, for any $\lambda \in (\lambda_1, \lambda_2)$. Therefore α is empty.

If α^* is nonempty and contains u_e then $\text{l-cost}(u, u_e), \text{l-cost}(v, u_e) \geq \lambda^*$. Since, $\text{l-cost}(u, u_e), \text{l-cost}(v, u_e) \notin (\lambda_1, \lambda_2)$ this implies $\text{l-cost}(u, u_e), \text{l-cost}(v, u_e) \geq \lambda$, for any $\lambda \in (\lambda_1, \lambda_2)$. Therefore, α is also nonempty and contains u_e . The same can be proved with respect to the vertex v_e .

If α^* is nonempty and does not contain either u_e or v_e then, there exists a point $y_e \in \alpha^*$ such that $w(u) \cdot d(u, y_e) = w(v) \cdot d(y_e, v)$ and for any two shortest paths $\pi_{y_e u}$ and $\pi_{y_e v}$ in S , $\pi_{y_e u} \cap \pi_{y_e v} = \emptyset$. This implies that $\text{cost}(u, v, y_e) \in R(S)$. Since, e does not belong to the major hemisphere of any cycle of S in between u and v , $\text{cost}(u, v, y_e)$ is not a type 3(c) candidate value, as defined earlier, and so does not lie in the range (λ_1, λ_2) . Since $y_e \in \alpha^*$, $\text{cost}(u, v, y_e) \geq$

λ^* , which in turn implies for any $\lambda \in (\lambda_1, \lambda_2)$, $\text{cost}(u, v, y_e) \geq \lambda$. Therefore, α is also nonempty and contains y_e . \square \square

5.2 Stage 2

Now we show how to find λ^* if it is a type 3(c) candidate value of R_S . First we present a straightforward algorithm with running time $O(n^2 \log n)$. Later in Section 5.3 and 5.4 we present two techniques by which we can improve the running time of this algorithm further.

For each cycle C_i of S we construct a path P_{C_i} as follows. Recall that g_i and h_i are the left and right hinge vertices of C_i , respectively. For each vertex u_j to the left of C_j , we place a point p_j at the x -axis of an xy -coordinate system with x -coordinate $-d(u_j, g_i)$. Similarly, for each vertex $v_{j'}$ to the right of C_i , we place a point $q_{j'}$ on the x -axis at the x -coordinate $\Delta_i + d(h_i, v_{j'})$, where Δ_i is the length of the major hemisphere of C_i . The left to right ordering of these points represent the path P_{C_i} .

Notice that the set $R' = \bigcup_i R(P_{C_i})$ contains all type 3(c) candidate values of R_S . Therefore we can use Lemma 7 to find λ'_1 and λ'_2 such that $\lambda'_1 < \lambda^* \leq \lambda'_2$ and no value in R' lies inside the range (λ'_1, λ'_2) . We update the previous λ_1 and λ_2 values to $\lambda_1 \leftarrow \max\{\lambda_1, \lambda'_1\}$ and $\lambda_2 \leftarrow \min\{\lambda_2, \lambda'_2\}$. Since now no value in R_S lies inside the range (λ_1, λ_2) , we have $\lambda^* = \lambda_2$.

Let \hat{P} represent the concatenation of the paths P_{C_i} , for all cycles C_i in S . Since each path P_{C_i} can be of size $O(n)$, the size of \hat{P} can be $O(n^2)$, and the running time of our algorithm is $O(n^2 \log n)$.

5.3 An Improvement to Stage 2

One idea to improve the running time of Stage 2 is to not search for λ^* over all possible type 3(c) candidate values but over the ones which are absolutely necessary. We achieve this by performing a feasibility test on S and placing the centers optimally. Whenever we are unsure of the placement of a new center, we perform an additional feasibility test.

We perform the feasibility test on S by first choosing a $\lambda \in (\lambda_1, \lambda_2)$ (from Stage 1). The test processes the vertices of S from left to right. At any intermediate step, the feasibility test may place centers on S . If the centers are placed on edges which do not belong to the major hemisphere of any cycle of S then we continue to place those centers. This is because if any such center x_i determines the optimal cost λ^* , then that cost does not belong to the range (λ_1, λ_2) , since then λ^* is not a type 3(c) candidate value. Therefore, the vertices covered by x_i will remain the same in the optimal case.

If the centers are placed on edges which do belong to the major hemisphere of some cycle C_j of S , then we perform some extra steps. Let x_l be such a center. There is a possibility that x_l determines the optimal cost λ^* . Let $u^*, v^* \in V(S)$ be two critical vertices of x_l i.e. $\text{cost}(u^*, v^*, x_l) = \lambda^*$. The value $\text{cost}(u^*, v^*, x_l)$ is a type 3(c) candidate value if neither u^* nor v^* belong to $V(\hat{C}_j)$. This implies that $\text{cost}(u^*, v^*, x_l)$ may lie inside the range (λ_1, λ_2) , and we cannot provide the

same guarantees as we did for the previous case. We therefore try to further reduce the range (λ_1, λ_2) as follows.

We generate the path P_{C_j} as mentioned earlier and use Lemma 7 to find λ'_1 and λ'_2 such that $\lambda'_1 < \lambda^* \leq \lambda'_2$ and no value in $R(P_{C_j})$ lies inside the range (λ'_1, λ'_2) . We update the previous λ_1 and λ_2 values to $\lambda_1 \leftarrow \max\{\lambda_1, \lambda'_1\}$ and $\lambda_2 \leftarrow \min\{\lambda_2, \lambda'_2\}$.

This ensures that $\text{cost}(u, v, x_l) \notin (\lambda_1, \lambda_2)$ for any $u, v \in V(S)$. We update our choice of λ to the new range (λ_1, λ_2) and continue placing centers using our feasibility test algorithm. The center x_l placed after this step will ensure that the vertices which covered by it will remain same in the optimal case. We continue the process until all k centers have been placed. We make the following claims.

Lemma 11. *After completion of Stage 2, $\lambda^* = \lambda_2$.*

Proof. The only type 3(c) candidate values of $R(S)$ that we need to consider are $\text{cost}(u, v, x)$, where x lies on the major hemisphere of a cycle where our feasibility test wants to place a center. Since after completion of Stage 2 no such value lies inside the range (λ_1, λ_2) , therefore $\lambda_2 = \lambda^*$. \square \square

Lemma 12. *The time required by Stage 2 is at most $O(kn \log n)$.*

Proof. Whenever a center needs to be placed on the major hemisphere of some cycle C_j of S we generate the path P_{C_j} and compute appropriate λ'_1 and λ'_2 . Similar to Stage 1, this step takes $O(n \log n)$ time since $|V(P_{C_j})| = O(n)$. Since we are placing k centers in S , such a step can repeat at most k time. Therefore, the running time is $O(kn \log n)$. \square \square

5.4 Further Improving Stage 2

5.4.1 Preliminaries

Consider a feasibility test on S with $\lambda = \lambda^*$ and root h_0 , the rightmost vertex of S . Let $X^* \subset A(S)$ be the set of k centers placed by the feasibility test. The set X^* is an optimal solution to the weighted k -center problem in S .

Since we assume λ^* to be a type 3(c) candidate value of R_S , there exists $u^*, v^* \in V(S)$ and $x^* \in X^*$, such that $\lambda^* = \text{cost}(u^*, v^*, x^*)$. Also, x^* lies on the major hemisphere of some cycle C_{i^*} and $u^*, v^* \notin V(\hat{C}_{i^*})$. We consider the triplet (u^*, v^*, x^*) for which C_{i^*} is the leftmost possible cycle of S .

We assume $\Phi(u^*)$ and $\Phi(v^*)$ to completely cover the minor hemisphere of cycle C_{i^*} as shown in Figure 12 and show some properties.

Arguing similar to the proof of Lemma 9 we can show that $\Phi(v)$, for some $v \in V(S)$, completely covers the minor hemisphere of a cycle C_i of S if and only if $\Phi_{\lambda_2}(v)$ also covers it completely.

Definition 3. A *twig* is any pendant (degree one) vertex u , adjacent to a vertex v , for which $v \notin \Phi(u)$, $u, v \in V(S)$.

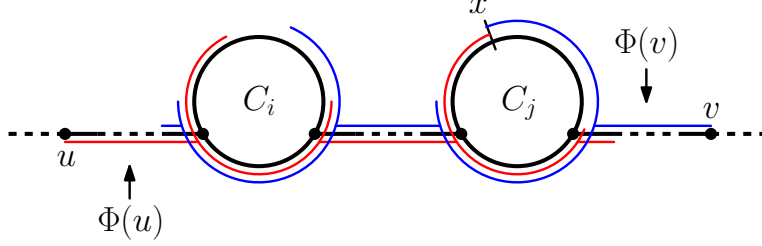


Figure 12: The λ -regions of u and v where $\lambda = \text{cost}(u, v, x)$.

A twig is any pendant vertex u of S for which a center x placed at its adjacent vertex has a weighted distance of more than λ^* from u . Arguing similar to the proof of Lemma 9 we can also show that u is a twig if $v \notin \Phi_{\lambda^2}(u)$.

Definition 4. A vertex u is a *free* vertex if $\Phi(u) \cap \Phi(v) = \emptyset$, for all twigs v in $V(S)$.

A free vertex is any vertex of S which cannot be simultaneously covered along with a twig by a single center. For reference, see Figure 11.

Definition 5. The λ -intersection of a cycle C_i , denoted by $\Theta_\lambda(C_i)$, is defined as

$$\Theta_\lambda(C_i) = \bigcap_{v \in V'_i} \Phi_\lambda(v),$$

where V'_i represent the set of all free vertices in $V(\hat{C}_i)$. Again, the subscript λ from $\Theta_\lambda(\cdot)$ is omitted if $\lambda = \lambda^*$.

See Figure 13 for reference. We are now ready to make the following claims.

Lemma 13. For vertex u^* and cycle C_{i^*} the following two conditions hold: (a) $\Phi(u^*) \cap \Theta(C_{i^*}) \neq \emptyset$ and (b) $h_{i^*} \notin \Theta(C_{i^*})$.

Proof. First we show that all vertices in V'_{i^*} are covered by the center x^* . Let us assume that there is one more center x' covering some vertices in V'_{i^*} which are uncovered by x^* . Since all vertices in V'_{i^*} are non-twig vertices, x' can be placed on C_{i^*} (and not inside any of its incident edges). But $\Phi(u) \cup \Phi(v)$ completely overlaps with all of C_{i^*} and as a result x' will also cover either u^* or v^* . This implies that $\text{cost}(u^*, v^*, x^*)$ will not determine λ^* , which is a contradiction.

Since all vertices in V'_{i^*} and the vertex u^* are covered by x^* , this implies that $\Theta(C_{i^*})$ is non-empty and intersects with $\Phi(u^*)$ which proves our first condition. If $\Theta(C_{i^*})$ contains h_{i^*} then the feasibility test would have placed x^* on h_{i^*} instead of on the major hemisphere of C_{i^*} . This would lead to $\text{cost}(u^*, v^*, x^*)$ not being a type 3(c) candidate value, another contradiction. This proves our second condition. \square \square

Lemma 14. No cycle C_j between u^* and C_{i^*} satisfies both conditions of Lemma 13 simultaneously.

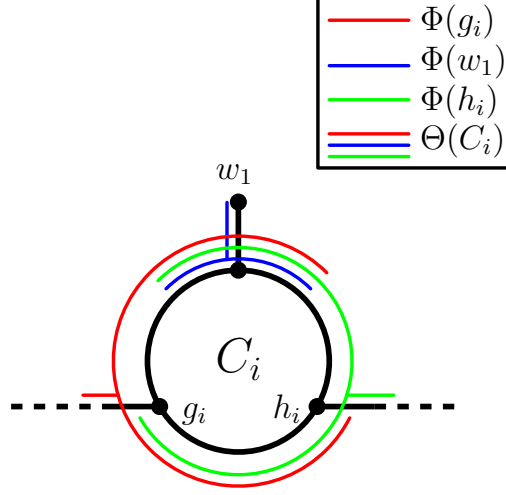


Figure 13: λ^* -intersection of C_i .

Proof. Let us assume there exists a cycle C_j , in between vertex u^* and cycle C_{i^*} which satisfies both conditions of Lemma 13 simultaneously. Since u^* is covered by x^* which is to the right of C_j , all vertices in V'_j are either covered by x^* or by at most one center placed on C_j . This condition holds because $\Theta(C_j)$ is non-empty and V_j has no twigs.

If all vertices in V'_j are covered by x^* then $h_j \in \Theta(C_j)$, which is a contradiction. If $h_j \notin \Theta(C_j)$, then one center say x' needs to be placed on C_j to cover the vertices in V'_j . But since $\Phi(u^*)$ intersects $\Theta(C_j)$ the feasibility test, while processing C_j , will place x' in such a way that it also covers u^* . This is a contradiction since $\text{cost}(u^*, v^*, x^*)$ will not determine λ^* then. \square \square

From Lemma 13 and 14 we can make the following observation.

Observation 1. Let $u, v \in V(S)$ and x belongs to the major hemisphere of a cycle C_i such that $\Phi(u)$ completely overlaps with the minor hemisphere of C_i . We consider only those type 3(c) candidate values $\text{cost}(u, v, x)$ where C_i is the first cycle to the right of u which satisfies both conditions in Lemma 13.

Consider an xy -coordinate system \mathbb{R}^2 . For each vertex $v_i \in V(S)$, we place a point p_i on the x -axis of \mathbb{R}^2 at the x -coordinate $d(v_i, h_0)$. For each such point p_i we place a line l_i on it with slope $w(v_i)$. Let L_S be the set of these lines. We have the following definition.

Definition 6. The *rank* of a vertex $v_i \in V(S)$ is the respective position of line l_i in a left to right ordering of the intersections of all lines in L_S with the horizontal line $y = \lambda^*$.

Note that the ranks of the vertices do not change if we replace λ^* with λ_2 .

Let $u, v \in V(S)$ be such that $\text{rank}(u) \leq \text{rank}(v)$. Let C_i be a cycle to the right of both u and v . From the definition of rank we have the following observation.

Observation 2. $\Phi(u) \cap \mathcal{A}(C_i) \subseteq \Phi(v) \cap \mathcal{A}(C_i)$.

5.4.2 Finding the first cycle.

We present an algorithm to find for each vertex $v \in V(C)$ the first cycle to its right which satisfies Lemma 13, if it exists. Let \mathcal{C} be the set of cycles in S ordered from left to right. We compute $\Theta_{\lambda_2}(C_i)$ for all cycle C_i in \mathcal{C} . We remove from \mathcal{C} any cycle C_j for which either $\Theta_{\lambda_2}(C_j) = \emptyset$ or $h_j \in \Theta_{\lambda_2}(C_j)$. This is because for any point $x \in A(C_j)$ a type 3(c) candidate value $\text{cost}(u, v, x)$ will never satisfy Lemma 13.

We process the vertices in $V(S)$ with increasing rank and perform the following step. Let v_i be the vertex we are currently processing. Find the leftmost cycle $C_j \in \mathcal{C}$ which is to the right of u_i . If no cycle exists we skip u_i and continue to the next higher ranked vertex. This implies that no cycle exists to the right of u_i which satisfies Lemma 13.

If cycle C_j exists, then we check if $\Phi_{\lambda_2}(u_i) \cap \Theta_{\lambda_2}(C_j) \neq \emptyset$. If the condition holds, we correctly identify C_j as the first vertex to the right of u_i which satisfies Lemma 13. We continue to the next higher ranked vertex.

Otherwise, if the condition is not satisfied, we remove C_j from \mathcal{C} . This is because from Observation 2, for any vertex v_j with $\text{rank}(v_j) \geq \text{rank}(v_i)$, $\Phi_{\lambda_2}(u_i) \cap \Theta_{\lambda_2}(C_j) = \emptyset$. We continue to the next cycle in \mathcal{C} to the right of C_j . We stop when either \mathcal{C} is empty or when all vertices in $V(S)$ have been processed.

When a vertex is successfully mapped to a cycle we charge the operation on the vertex and when a cycle is unsuccessfully compared for mapping with a vertex we charge the operation on the cycle. Since, each vertex and cycle is charged exactly once the running time of this procedure is $O(n \log n)$. The $\log n$ factor comes in since we have to identify the first cycle in \mathcal{C} to the right of a particular vertex which takes $O(\log n)$ time.

5.4.3 The improved algorithm.

Here is the final algorithm which improves upon the running time of Stage 2 considerably. Consider an xy -coordinate system \mathbb{R}^2 . For each vertex $v_i \in V(S)$, we place a point p_i on the x -axis of \mathbb{R}^2 at a distance of $d(v_i, h_0)$ to the left of the origin. Again, for each vertex $v_i \in V(S)$, let C_{j_1} be the first cycle to the right of v_i which satisfies Lemma 13 and let C_{j_2} be the cycle to the right of v_i where $\Phi(v_i)$ has an endpoint on its minor hemisphere. We place points $p_{j_1'}$ and $p_{j_2'}$ on the x -axis at a distance of $d(v_i, g_{j_1}) + \Delta_{j_1} + d(h_{j_1}, h_0)$ and $d(v_i, g_{j_2}) + \Delta_{j_2} + d(h_{j_2}, h_0)$ to the left of the origin, respectively, where Δ_i is the length of the major hemisphere of cycle C_i .

Let P'_S be the path formed by a left to right ordering of these points. We can make the following observation.

Observation 3. Every relevant type 3(c) candidate value of R_S is included in $R(P'_S)$.

Therefore, using Lemma 7, we can find λ'_1 and λ'_2 such that (a) $\lambda'_1 < \lambda^* \leq \lambda_2$, and (b) no relevant type 3(c) candidate value is inside the range (λ'_1, λ'_2) . Finally we update $\lambda_1 \leftarrow \max\{\lambda_1, \lambda'_1\}$ and $\lambda_2 \leftarrow \min\{\lambda_2, \lambda'_2\}$. Since we have exhausted all candidate values of λ^* , $\lambda^* = \lambda_2$. Since the size of P'_S is $O(n)$ we have the following theorem.

Theorem 3. *The weighted k -center problem on a cactus stem of size n can be solved in $O(n \log n)$ time.*

6 The Main Algorithm

We are now ready to present our algorithm for the k -center problem on the cactus G . Initialize $\lambda_1 \leftarrow 0$ and $\lambda_2 \leftarrow \infty$. Let G' be the graph formed by removing all pendant vertices from G and let T be its tree representation. Note that t_r (a leaf node) and its associate vertex v_r represent the roots of T and G , respectively.

Definition 7. A *maxpath* of a rooted tree is any subpath in the tree whose end nodes are either of degree 1, or 3, or more, and whose internal nodes are of degree 2. A *leaf maxpath* is any maxpath of which contains a leaf of the tree (other than the root).

For each leaf maxpath π_i of T , we do the following. Let t_1, t_2, \dots, t_m be the nodes in π_i such that t_1 is a leaf. If t_m represents a cycle of G , then we set π'_i to path π_i with node t_m removed; otherwise π'_i is same as π_i . Let S'_i be the subgraph of G that π'_i represents and let S_i be the graph formed by attaching all pendant vertices of G adjacent to S'_i to it. If π'_i contains the node t_m , then t_m is either a graft or a hinge. Let $v_m \in V(G)$ be the associate vertex of t_m . We do not include the pendant vertices adjacent to v_m in S_i . We call S_i a *leaf cactus stem* of G . See Figures 14 and 15 for reference.

For all leaf cactus stems S_i , we perform Stage 1 and Stage 2 of Section 5. For Stage 1, we generate P_{S_i} for each S_i . We use Lemma 7 to find the corresponding λ'_1 and λ'_2 values. For stage 2, we can process each S_i sequentially to find the updated λ'_1 and λ'_2 values. It can be showed that $\lambda'_1 < \lambda^* \leq \lambda'_2$ and no value in $\bigcup_i R_{S_i}$ lies inside the range (λ'_1, λ'_2) . We update λ_1 and λ_2 to $\lambda_1 \leftarrow \max\{\lambda_1, \lambda'_1\}$ and $\lambda_2 \leftarrow \min\{\lambda_2, \lambda'_2\}$.

We now do a feasibility test on G by choosing a $\lambda \in (\lambda_1, \lambda_2)$. Let X be the set of centers placed by the feasibility test. This defines a partition on G where each vertex is associated with its nearest center. By our definition of λ_1 and λ_2 , for each cactus stem S_i in G , the partition defined by X on S_i is the same as that defined by an optimal set of centers X^* . This property was extensively exploited by Frederickson et al. [8] in the design of their optimal algorithm. We process each leaf cactus stem S_i of G and convert it into a pendant vertex of G as follows.

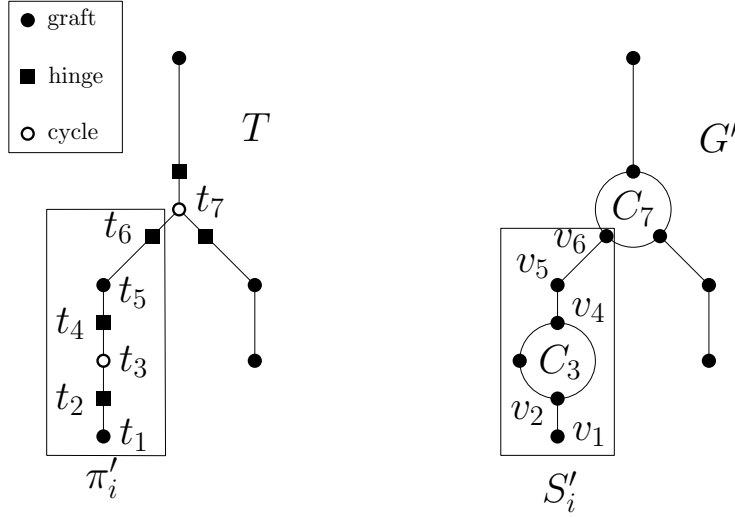


Figure 14: The nodes from t_1 to t_7 represent a leaf maxpath π_i of T . The subpath π'_i is from t_1 to t_6 , as t_7 represents C_7 . The subgraph S'_i is from v_1 to v_6 .

Let $h \in V(S_i)$ be the vertex through which S_i is connected to the rest of the graph G . Let $x_h \in X$ be the center closest to h and let $V' \subseteq V(S)$ be the set of vertices for which x_h is the nearest center. We replace S by a pendant vertex h' attached to h such that $h' = \arg \min_v \{\lambda/w(v) - d(h, v) \mid \forall v \in V'\}$ and set the length of the edge (h, h') to $d(h, h')$. Let $X_{S_i} \subseteq X$ be the set of centers placed in S_i . Since $\lambda \in (\lambda_1, \lambda_2)$, the vertices in $V(S_i) \setminus V'$ will also be covered by $X_{S_i} \setminus \{x_h\}$ in the optimal case. Therefore, we can be certain that these centers should also be included in the optimal set.

We decrement from k the number of centers thus placed i.e. $|X_{S_i} \setminus \{x_h\}|$. We continue the process recursively in the new cactus until a single cactus stem remains. We can compute the weighted k -center in this last stem by using the algorithm in Section 5. We have the following result.

Theorem 4. *The weighted k -center problem on a cactus G can be solved in $O(n \log^2 n)$ time, where n is the number of vertices of G .*

Proof. In each iteration, performing the steps of Stage 1 and Stage 2 takes $O(n \log n)$ time. Moreover, in every iteration, all leaf cactus stems of the graph get reduced to a pendant vertex. This may result in new cactus stems becoming leaf cactus stems. However, the number of such new cactus stems can be at most half of the number of previous leaf cactus stems. This results in at most $O(\log n)$ many iterations. Therefore, the total time taken by our algorithm over all iterations is $O(n \log^2 n)$. \square \square

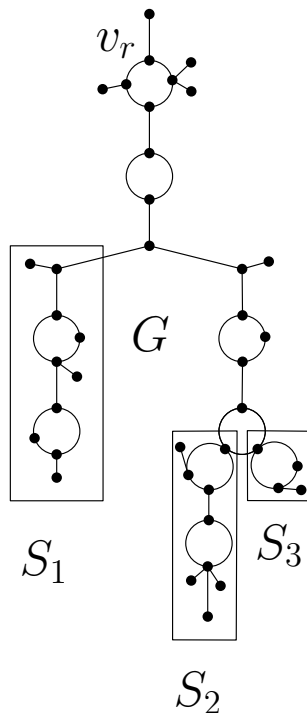


Figure 15: The leaf cactus stems S_1, S_2 and S_3 of G with root v_r .

7 Conclusion

In this paper we presented an $O(n \log^2 n)$ time algorithm to solve the weighted k -center problem in a cactus of size n . We adapt and use Frederickson and Johnson's [9] parametric search technique, generalized by Wang and Zhang [13], to achieve our result. In their papers they had also shown how to iteratively optimize the feasibility test algorithm to achieve a sublinear running time. It is worth pursuing to adapt this idea to find a faster feasibility test algorithm for our problem. This has the potential of further reducing the running time of our algorithm by a factor of $\log n$ which we believe will be optimal.

References

- [1] Aritra Banik, Binay Bhattacharya, Sandip Das, Tsunehiko Kameda, and Zhao Song. The p -center problem in tree networks revisited. In *15th Scandinavian Symposium and Workshops on Algorithm Theory*, 2016.
- [2] Boaz Ben-Moshe, Binay Bhattacharya, Qiaosheng Shi, and Arie Tamir. Efficient algorithms for center problems in cactus networks. *Theoretical Computer Science*, 378(3):237–252, 2007.

- [3] Binay Bhattacharya, Sandip Das, and Subhadeep Ranjan Dev. The weighted k -center problem in trees for fixed k . In *30th International Symposium on Algorithms and Computation (ISAAC 2019)*. Schloss Dagstuhl-Leibniz-Zentrum fuer Informatik, 2019.
- [4] Binay Bhattacharya, Mordecai J Golin, Yuya Higashikawa, Tsunehiko Kameda, and Naoki Katoh. Improved algorithms for computing k -sink on dynamic flow path networks. In *Workshop on Algorithms and Data Structures*, pages 133–144. Springer, 2017.
- [5] Binay Bhattacharya and Qiaosheng Shi. Improved algorithms to network p -center location problems. *Computational Geometry*, 47(2):307–315, 2014.
- [6] Danny Z Chen and Haitao Wang. A note on searching line arrangements and applications. *Information Processing Letters*, 113(14-16):518–521, 2013.
- [7] Greg N Frederickson. Optimal algorithms for tree partitioning. In *Proceedings of the second annual ACM-SIAM symposium on Discrete algorithms*, pages 168–177, 1991.
- [8] Greg N Frederickson. Parametric search and locating supply centers in trees. In *Workshop on Algorithms and Data Structures*, pages 299–319. Springer, 1991.
- [9] Greg N Frederickson and Donald B Johnson. Finding k th paths and p -centers by generating and searching good data structures. *Journal of Algorithms*, 4(1):61–80, 1983.
- [10] Alexander Gavruskin, Bakhadyr Khoussainov, Mikhail Kokho, and Jiamou Liu. Dynamic algorithms for monotonic interval scheduling problem. *Theoretical Computer Science*, 562:227–242, 2015.
- [11] Wen-Lian Hsu and Kuo-Hui Tsai. Linear time algorithms on circular-arc graphs. *Information Processing Letters*, 40(3):123–129, 1991.
- [12] Oded Kariv and S Louis Hakimi. An algorithmic approach to network location problems. I: The p -centers. *SIAM Journal on Applied Mathematics*, 37(3):513–538, 1979.
- [13] Haitao Wang and Jingru Zhang. An $O(n \log n)$ -time algorithm for the k -center problem in trees. In *34th International Symposium on Computational Geometry (SoCG 2018)*. Schloss Dagstuhl-Leibniz-Zentrum fuer Informatik, 2018.