

Multi-Attribute Utility Preference Robust Optimization: A Continuous Piecewise Linear Approximation Approach*

Qiong Wu¹, Sainan Zhang¹, Wei Wang², and Huifu Xu^{†1}

¹Department of Systems Engineering and Engineering Management, The Chinese University of Hong Kong, Shatin, N.T., Hong Kong.

²School of Business, University of Southampton, Southampton SO17 1BJ, UK.
{qiwu,snzhang,hfxu}@se.cuhk.edu.hk,ww1e17@soton.ac.uk.

March 30, 2023

Abstract

In this paper, we consider a multi-attribute decision making problem where the decision maker's (DM's) objective is to maximize the expected utility of outcomes but the true utility function which captures the DM's risk preference is ambiguous. We propose a maximin multi-attribute utility preference robust optimization (UPRO) model where the optimal decision is based on the worst-case utility function in an ambiguity set of plausible utility functions constructed using partially available information such as the DM's specific preferences between some lotteries. Specifically, we consider a UPRO model with two attributes, where the DM's risk attitude is multivariate risk-averse and the ambiguity set is defined by a linear system of inequalities represented by the Lebesgue–Stieltjes (LS) integrals of the DM's utility functions. To solve the maximin problem, we propose an explicit piecewise linear approximation (EPLA) scheme to approximate the DM's true unknown utility so that the inner minimization problem reduces to a linear program, and we solve the approximate maximin problem by a derivative-free (Dfree) method. Moreover, by introducing binary variables to locate the position of the reward function in a family of simplices, we propose an implicit piecewise linear approximation (IPLA) representation of the approximate UPRO and solve it using the Dfree method. Such IPLA technique prompts us to reformulate the approximate UPRO as a single mixed-integer program (MIP) and extend the tractability of the approximate UPRO to the multi-attribute case. Under some moderate conditions, we derive error bounds between the UPRO and the approximate UPRO in terms of the ambiguity set, the optimal value and the optimal solution. Furthermore, we extend the model to the expected utility maximization problem with expected utility constraints where the worst-case utility functions in the objective and constraints are considered simultaneously. Finally, we report the numerical results about performances of the proposed models and the computational schemes, and show that the schemes work efficiently and the UPRO model is stable against data perturbation.

*This project is supported by RGC grant 14500620.

[†]Corresponding Author.

Keywords: Multi-attribute UPRO, Non-additive utility, Lebesgue–Stieltjes integral, Preference elicitation, Piecewise linear approximation, Tractability, MIP, Error bounds, Data perturbation

1 Introduction

Utility preference robust optimization (UPRO) model concerns the optimal decision making where the decision maker (DM) aims to maximize the expected utility but the true utility function which captures the DM’s preference is ambiguous. Instead of finding an approximate utility function using partially available information as in the literature of behavioural economics (see, e.g., [15] and [25, Chapter 10]), the UPRO models construct a set of plausible utility functions and base the optimal decision on the worst-case utility function from the set to mitigate such ambiguity. This type of approach can be traced back to Maccheroni [42] who considers the worst-case utility evaluation among a number of available utilities when a conservative DM faces uncertain outcomes of lotteries. He derives necessary and sufficient conditions for the existence of a set of utility functions such that the worst-case in the set can be used to characterize the conservative decision making framework. Armbruster and Delage [7] give a comprehensive treatment of the problem from optimization perspective by formally proposing a maximin UPRO paradigm. Specifically, they consider a class of utility functions which are concave or S-shaped and discuss how a DM’s preference may be elicited through pairwise comparisons. Moreover, they demonstrate that solving the UPRO model reduces to solving a linear program (LP) under some mild conditions. Over the past few years, the research of UPRO related models has received increasing attentions, see for instance [32, 29, 31, 28, 17, 62].

The above UPRO models are all about single-attribute decision making problem. In practice, there is a multitude of literature focusing on the multi-attribute case. For instance, in healthcare it is typical to use several metrics rather than just one to measure the quality of life ([21, 50]). Similar problems can be found in network management [9, 12], scheduling [64], multiobjective design optimization problem [18, 52], and portfolio optimization [23]. Indeed, over the past few decades, there has been significant research on multi-attribute expected utility [22, 46, 53, 54, 55, 59].

Zhang et al. [65] seem to be the first to propose a preference robust optimization (PRO) model for multi-attribute decision making. Specifically, they consider a multivariate shortfall risk minimization problem where there is an ambiguity in an investor’s true disutility function of losses and they consider the worst-case disutility function in an ambiguity set to calculate the risk measure. Wu et al. [61] propose a general PRO model for multi-attribute decision making. Instead of considering expected utility, they consider a quasi-concave choice function to measure the DM’s multi-attribute rewards which subsumes the expected utility model as a special case, and propose a support function-based approach to solve the resulting preference robust choice problem. Since the model is very general, the computational scheme does not benefit from the specific structure that it would do in expected utility maximization problems. For example, it is unclear whether we can use piecewise linear utility functions to approximate the true unknown utility function in the multi-attribute UPRO models as in the single-attribute case ([28]). We

are interested in the piecewise linear approximation (PLA) approach for several reasons. First, a DM’s utility preference is usually elicited at some discrete points. Connecting the utility function values at these points to form a piecewise linear utility function is the easiest way to obtain an approximate utility function. Second, the PLA approach works for a broader class of UPRO models without specific requirements on convexity, S-shapedness or quasiconvexity of the true utility function. Third, despite the PLA approach does not solve UPRO models precisely as the support function-based approach, it allows us to derive an error bound under some moderate conditions.

In this paper, we endeavour to carry out a comprehensive study on the multi-attribute UPRO from modelling to computational schemes and underlying theory. Unlike single-attribute case, a conservative DM’s utility function is not necessarily concave which means that Armbruster-Delage’s support function-based approach is not applicable in this case. This prompts us to adopt the PLA approach. The extension of the PLA approach from single-attribute UPRO to multi-attribute UPRO would be trivial if the utility function is additive or concave. However, when we consider a general multi-attribute utility function without specific independence condition, the construction, representation of PLA and subsequent computation of the approximate UPRO require a lot of new work. One of the challenges that we have to tackle is to find an appropriate representation of a piecewise linear utility function which is easy to construct, and to embed in the objective function and in the ambiguity set. The main contributions of this paper can be summarized as follows.

First, we propose a maximin robust optimization model for bi-attribute decision making where the DM is multivariate risk-averse, there is incomplete information to identify the DM’s true utility function, and the optimal decision is based on the worst-case utility function in an ambiguity set. We discuss in detail how the ambiguity set of bivariate utility functions may be constructed by standard preference elicitation methods such as pairwise comparisons. To solve the maximin problem, we propose a two-dimensional continuous PLA scheme to approximate the true unknown utility function so that the inner minimization problem can be reduced to a finite-dimensional program. Differing from the one-dimensional case, we divide the domain of the utility functions into a set of mutually exclusive triangles and define an approximate utility function which is linear over each of the triangles. Moreover, we reformulate the ambiguity set defined by the expected utility values of the DM’s preferences between lotteries into the one where the expected utility values are represented by the Lebesgue–Stieltjes (LS) integrals with respect to (w.r.t.) the utility function. The PLA approach allows us to derive the approximate utility function explicitly using indicator functions and characterize the Lipschitz continuity of the utility function by individual variables, and enables us to calculate the LS integrals conveniently.

Second, by exploiting the piecewise linearity of the approximate utility function, we use the well-known polyhedral method ([20, 36, 37, 58, 57]) to represent the multi-attribute reward functions using a convex combination of the vertices of the simplex containing the vector in the domain of the multivariate utility function, and subsequently reformulate the inner approximate utility minimization problem as a mixed-integer program (MIP). Differing from the PLA approach described above, the approximate utility function cannot be represented explicitly, rather it is determined by solving an MIP. We call this implicit PLA (IPLA) whereas the former is

explicit PLA (EPLA). A clear benefit of IPLA is that it works for multidimensional cases and also allows us to reformulate the whole maximin problem as a single MIP.

Third, we extend the preference robust approach to the expected utility maximization problem with expected utility constraints. Instead of considering the worst-case utility in the objective and the worst-case utility in the constraints separately, we propose a UPRO model where the optimal decision is based on the same worst-case utility function in both the objective and the constraints. We derive conditions under which the two robust formulations are equivalent and carry out comparative analysis through numerical studies to identify the differences that the two models may render.

Fourth, to justify the PLA scheme, we derive error bounds for the optimal value and the optimal solutions, which is built on a newly derived Hoffman’s lemma for the linear system in the infinite-dimensional space under the pseudo-metric. We also quantify the difference between the ambiguity sets before and after the PLA and indicate the special cases when these two ambiguity sets coincide. Moreover, to facilitate the application of the UPRO model in a data-driven environment, we carry out stability analysis on the optimal value and the optimal solutions of the UPRO model against data perturbation/contamination.

Finally, we undertake extensive numerical tests on the proposed UPRO models and computational schemes and obtain the following main findings. The EPLA scheme (see (3.16)) and the IPLA scheme (see (4.3)) generate the same results in terms of the convergence of the worst-case utility functions and the optimal values, but the former works much faster because the IPLA requires solving a MILP as opposed to an LP in the EPLA and the number of integer variables increases rapidly with the increase of scenarios of the underlying exogenous uncertainty. The IPLA works also well in tri-attribute case although the CPU time is long. For the constrained expected utility maximization problem, the two robust models may coincide in some cases but differ in other cases depending on the constraints. The approximate maximin model is stable in the presence of small perturbations arising during the preference elicitation process and resulting from exogenous uncertainty data.

The rest of the paper is organized as follows. Section 2 introduces the multi-attribute UPRO model and the definition of the ambiguity set. Section 3 gives the details of the EPLA approach and tractable formulation of approximate UPRO in bi-attribute case. Section 4 discusses the IPLA approach for the UPRO in multi-attribute case. Section 5 investigates the error bound of the approximate ambiguity set as well as the impact on the optimal value and the optimal solutions to the UPRO model. Section 6 extends the UPRO model to the constrained optimization problem. Section 7 reports the numerical tests of the UPRO model. Concluding remarks are given in Section 8.

2 The bi-attribute UPRO model

We consider the following one-stage expected bi-attribute utility maximization problem

$$\max_{z \in Z} \mathbb{E}_P[u(\mathbf{f}(z, \xi))], \quad (2.1)$$

where $\mathbf{f} : \mathbb{R}^n \times \mathbb{R}^m \rightarrow \mathbb{R}^2$ is a continuous vector-valued function representing the rewards from two attributes, \mathbf{z} is a decision vector which is restricted to taking values over a specified feasible set $Z \subset \mathbb{R}^n$, $\boldsymbol{\xi}$ is a random vector representing exogenous uncertainties in the decision making problem mapping from probability space $(\Omega, \mathcal{F}, \mathbb{P})$ to \mathbb{R}^m , the expectation is taken w.r.t. the probability of $\boldsymbol{\xi}$, i.e., $P := \mathbb{P} \circ \boldsymbol{\xi}^{-1}$, and $u : \mathbb{R}^2 \rightarrow \mathbb{R}$ is a real-valued componentwise non-decreasing continuous utility function, which maps each value of \mathbf{f} to a utility value of the DM's interest. To facilitate our discussions, we make the following assumption throughout the paper.

Assumption 2.1 *\mathbf{f} is a continuous function with its range covered by $T := X \times Y$ with $X := [\underline{x}, \bar{x}]$ and $Y := [\underline{y}, \bar{y}]$, Z is a compact convex subset of \mathbb{R}^n and the support set Ξ of $\boldsymbol{\xi}$ is compact.*

Assumption 2.1 allows us to restrict the domain of the unknown true utility function to a rectangle T . We follow [32] and the literature of behavioural economics to normalize the utility function with $u(\underline{x}, \underline{y}) = 0$ and $u(\bar{x}, \bar{y}) = 1$. In most of the existing research on multi-attribute decision making, utility functions are assumed to be known ([26, 39]) or can be elicited and estimated through a tolerable amount of questions ([5]). In practice, however, a DM's utility function is often unknown either from the DM's perspective or from the modeller's perspective ([7]).

In this paper, our focus is on the situation where the DM does not have complete information to identify the true utility function u^* , i.e., risk preference, but it is possible to elicit partial information to construct an ambiguity set of utility functions, denoted by \mathcal{U} , such that the true utility function which represents the DM's preference lies within \mathcal{U} with high likelihood. Under this circumstance, it might be sensible to consider the following bi-attribute utility preference robust optimization model to mitigate the model risk arising from the ambiguity in the true utility function

$$(\text{BUPRO}) \quad \vartheta := \max_{\mathbf{z} \in Z} \min_{u \in \mathcal{U}} \mathbb{E}_P[u(\mathbf{f}(\mathbf{z}, \boldsymbol{\xi}))]. \quad (2.2)$$

The structure of the BUPRO model is largely determined by the structure of the ambiguity set \mathcal{U} as well as the nature of the utility functions in this set. Various approaches have been proposed to construct an ambiguity set of utility functions in the literature of PRO depending on the availability of information (see [7, 40, 27]). They are usually based on two types of information about a DM's preference: generic information such as risk aversion or risk taking and specific information such as preferring one prospect to another (see [60]).

In single-attribute decision making, a DM is risk-averse if and only if the DM's utility function is concave (see [51]). Unfortunately, the equivalent relation does not hold in the multi-attribute case. Let $x_0, x_1 \in X$, $y_0, y_1 \in Y$ with $x_0 < x_1$ and $y_0 < y_1$. Consider the following two lotteries: Lottery one (L_1) gives the DM a 0.5 chance of receiving (x_0, y_0) and a 0.5 chance of receiving (x_1, y_1) . Lottery two (L_2) gives the DM a 0.5 chance of receiving (x_0, y_1) and a 0.5 chance of receiving (x_1, y_0) . The DM is said to be *multivariate risk-averse* (MRA) if the DM prefers L_2 to L_1 for all x_0, x_1, y_0 and y_1 described above (see e.g., [47]). This type of behaviour means that the DM prefers taking a mix of the best and worst in the two respective attribute to getting either the “best” or the “worst” with equal probability. Using the expected utility theory, we can write down the DM's preference mathematically as $0.5u(x_0, y_0) + 0.5u(x_1, y_1) \leq$

$0.5u(x_0, y_1) + 0.5u(x_1, y_0)$, which is equivalent to

$$u(x_0, y_1) + u(x_1, y_0) \geq u(x_0, y_0) + u(x_1, y_1) \quad (2.3)$$

for all x_0, x_1, y_0 and y_1 . (2.3) is known as *conservative property*. In the case when the utility function is twice continuously differentiable, the property is equivalent to $u_{xy} := \frac{\partial^2 u}{\partial x \partial y} \leq 0$ for all $(x, y) \in T$, see [47, Theorem 1]. This kind of definition is given in [47], and there are some other definitions of MRA, see e.g. [19, 35, 38] and references therein.

From the definition, we can see immediately that a risk-averse DM's utility function is not necessarily concave (e.g. $u(x, y) = x + y - (xy)^{1/4}$ for $x > 0$ and $y > 0$). This is a fundamental difference between the multi-attribute and single-attribute utility functions. In the forthcoming discussions, we will consider utility functions satisfying (2.3) since risk-averse is widely considered in the literature ([3, 1]), e.g., $u(x, y) = \frac{1 - e^{-\gamma(x + \beta y)}}{1 - e^{-\gamma(1 + \beta)}}$ with $\gamma > 0$, $\beta > 0$, and $u(x, y) = e^x - e^{-y} - e^{-x-2y}$.

Specific information about a DM's preference is often obtained by a modeller during a preference elicitation process. The most widely used elicitation method is pairwise comparison ([7]). For instance, a DM is given a pair of lotteries \mathbf{A} and \mathbf{B} defined over $(\Omega, \mathcal{F}, \mathbb{P})$ with different outcomes and asked for preference. If the DM prefers \mathbf{A} , then we can use the expected utility theory to characterize the preference, i.e.,

$$\mathbb{E}_{\mathbb{P}}[u(\mathbf{B}(\omega))] = \int_T u(x, y) dF_{\mathbf{B}}(x, y) \leq \int_T u(x, y) dF_{\mathbf{A}}(x, y) = \mathbb{E}_{\mathbb{P}}[u(\mathbf{A}(\omega))]$$

or equivalently

$$\int_T u(x, y) d\psi(x, y) := \int_T u(x, y) d(F_{\mathbf{B}}(x, y) - F_{\mathbf{A}}(x, y)) \leq 0, \quad (2.4)$$

where $F_{\mathbf{A}}$ and $F_{\mathbf{B}}$ are the cumulative distribution functions of \mathbf{A} and \mathbf{B} , u is the true utility function which represents the DM's preference but is unknown. The outcomes of the pairwise comparisons enable us to narrow down the scope of the utility function by inequalities. As more and more questions are asked, we can derive more inequalities as such which lead to a smaller ambiguity set. To facilitate discussions, we give a formal definition of the ambiguity set constructed as such.

Definition 2.1 Let \mathcal{U} be the set of continuous, componentwise non-decreasing, and normalized utility functions mapping from T to $[0, 1]$ satisfying conservative property (2.3). Define the ambiguity set of utility functions as

$$\mathcal{U} := \left\{ u \in \mathcal{U} : \int_T u(x, y) d\psi_l(x, y) \leq c_l, l = 1, \dots, M \right\}, \quad (2.5)$$

where $\psi_l : T \rightarrow \mathbb{R}$ is a real-valued function and c_l is a given constant for $l = 1, \dots, M$, and the integrals are in the sense of Lebesgue-Stieltjes integration.

In this definition, we make a blanket assumption that the LS integrals are well-defined, we refer readers to [14], [30, page 129] and [43] for the concept and properties of the integration. \mathcal{U} in (2.5)

is defined by a system of inequalities which are linear in both u and ψ_l . Thus the ambiguity set \mathcal{U} defined as such is a convex set. Moreover, we assume that the DM's preferences shown during the elicitation process are consistent, which means that \mathcal{U} is non-empty. In practice, preferences observed over an elicitation process may be inconsistent due to observation/measurement errors, noise in data or the DM's wrong answers. We refer readers to [7] and [10] for approaches to handle the inconsistency.

3 Explicit piecewise linear approximation of BUPRO

We now move on to discuss how to solve the maximin problem (2.2). Since the true utility function is not necessarily concave, we cannot adopt the support function-based approach used in single-attribute UPRO models (see [7]) and in multi-attribute UPRO models (see [65]). Instead, we use the PLA approach considered in [28]. The main challenge is that constructing a PLA of a bivariate utility function is much more complex than that of a univariate utility function. In this section, we discuss the details.

Let $\mathcal{X} := \{x_i, i = 1, \dots, N_1\} \subset X$ and $\mathcal{Y} := \{y_j, j = 1, \dots, N_2\} \subset Y$ with $\underline{x} = x_1 < \dots < x_{N_1} = \bar{x}$ and $\underline{y} = y_1 < \dots < y_{N_2} = \bar{y}$. We define $\mathcal{X} \times \mathcal{Y} := \{(x_i, y_j), x_i \in \mathcal{X}, y_j \in \mathcal{Y}\}$ as a set of $N_1 N_2$ gridpoints. Let $X_1 := [x_1, x_2]$, $X_i := (x_i, x_{i+1}]$ for $i = 2, \dots, N_1 - 1$ and $Y_1 := [y_1, y_2]$, $Y_j := (y_j, y_{j+1}]$ for $j = 2, \dots, N_2 - 1$. We divide T into $(N_1 - 1)(N_2 - 1)$ mutually exclusive cells $T_{i,j} := X_i \times Y_j$, $i = 1, \dots, N_1 - 1$, $j = 1, \dots, N_2 - 1$ and $T = \bigcup_{i=1}^{N_1-1} \bigcup_{j=1}^{N_2-1} T_{i,j}$.

There are two ways to define a continuous piecewise linear function over a cell $T_{i,j}$. One is to define two linear pieces over the two triangle areas separated using the *main diagonal* (Type-1 PLA) connecting (x_i, y_j) and (x_{i+1}, y_{j+1}) and the other is using the *counter diagonal* (Type-2 PLA) connecting (x_i, y_{j+1}) and (x_{i+1}, y_j) , see Figure 1(a) for an illustration. Consider Type-1. For any $(x, y) \in T_{i,j}$, if $\frac{y_{j+1}-y_j}{x_{i+1}-x_i} \leq \frac{y-y_j}{x-x_i}$, then (x, y) lies in the upper triangle and the upper linear piece of the utility function is defined as

$$u_{i,j}^{1u}(x, y) := \frac{y_{j+1}-y}{y_{j+1}-y_j} u_{i,j} + \left(\frac{y-y_j}{y_{j+1}-y_j} - \frac{x-x_i}{x_{i+1}-x_i} \right) u_{i,j+1} + \frac{x-x_i}{x_{i+1}-x_i} u_{i+1,j+1}. \quad (3.1)$$

If $0 \leq \frac{y-y_j}{x-x_i} \leq \frac{y_{j+1}-y_j}{x_{i+1}-x_i}$, then (x, y) lies in the lower triangle and

$$u_{i,j}^{1l}(x, y) := \frac{x_{i+1}-x}{x_{i+1}-x_i} u_{i,j} + \left(\frac{x-x_i}{x_{i+1}-x_i} - \frac{y-y_j}{y_{j+1}-y_j} \right) u_{i+1,j} + \frac{y-y_j}{y_{j+1}-y_j} u_{i+1,j+1}, \quad (3.2)$$

where $u_{i,j} := u(x_i, y_j)$, $i = 1, \dots, N_1$, $j = 1, \dots, N_2$.

Note that this kind of definition is based on the interpolation method using the utility values at the three vertices of the triangles. It differs significantly from Guo and Xu [28] and Hu et al. [33], where each linear piece is defined by a slope intercept form. We do not adopt their approaches because in multi-attribute case they require the utility values of two neighbouring active linear pieces to coincide on the boundary of each cell, which would significantly complicate the representation of PLA.

We now turn to discuss the construction of Type-2 PLA. The upper and lower linear pieces can be defined respectively as

$$u_{i,j}^{2u}(x, y) := \frac{x_{i+1} - x}{x_{i+1} - x_i} u_{i,j+1} + \left(\frac{x - x_i}{x_{i+1} - x_i} - \frac{y_{j+1} - y}{y_{j+1} - y_j} \right) u_{i+1,j+1} + \frac{y_{j+1} - y}{y_{j+1} - y_j} u_{i+1,j} \quad (3.3)$$

and

$$u_{i,j}^{2l}(x, y) := \frac{y - y_j}{y_{j+1} - y_j} u_{i,j+1} + \left(\frac{x_{i+1} - x}{x_{i+1} - x_i} - \frac{y - y_j}{y_{j+1} - y_j} \right) u_{i,j} + \frac{x - x_i}{x_{i+1} - x_i} u_{i+1,j}. \quad (3.4)$$

Notice that the conservative property for the utility function plays an important role, that is,

$$u_{i,j+1} + u_{i+1,j} \geq u_{i,j} + u_{i+1,j+1} \quad \forall i = 1, \dots, N_1 - 1, j = 1, \dots, N_2 - 1. \quad (3.5)$$

If the conservative property holds at each cell, then the graph of the Type-2 piecewise linear function majorizes that of the Type-1, see Figure 1(b). In this case, the diagonal line connecting points 1 and 4 looks like a “valley”, while the segment connecting points 2 and 3 looks like a “ridge”.

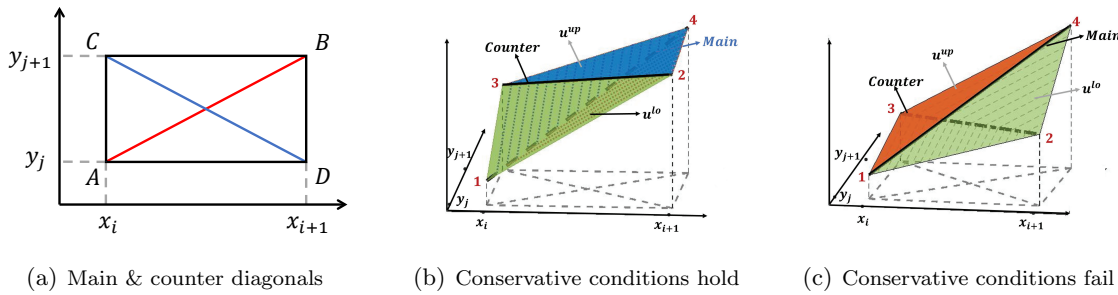


Figure 1: (a) The red line is the main diagonal and the blue line is the counter diagonal. (b) When the conservative condition holds, the graph of the Type-2 piecewise linear function (PLF) (blue and green planes) lies above that of the Type-1 PLF (represented by dotted lines). (c) When the conservative condition fails, the graph of the Type-1 PLF (orange and green planes) lies above that of the Type-2 PLF (represented by dotted lines).

Definition 3.1 (Ambiguity set of piecewise linear utility functions) Let $\mathcal{U}_N \subset \mathcal{U}$ be the set of all Type-1 (or Type-2) piecewise linear utility functions over $T_{i,j}$ for $i = 1, \dots, N_1 - 1, j = 1, \dots, N_2 - 1$. Define the ambiguity set of piecewise linear utility functions as

$$\mathcal{U}_N := \left\{ u_N \in \mathcal{U}_N : \int_T u_N(x, y) d\psi_l(x, y) \leq c_l, l = 1, \dots, M \right\}. \quad (3.6)$$

We propose to use \mathcal{U}_N to approximate \mathcal{U} . Since $\mathcal{U}_N \subset \mathcal{U}$, then $\mathcal{U}_N \subset \mathcal{U}$. Conversely, for any $u \in \mathcal{U}$, we can construct a piecewise linear utility function $u_N \in \mathcal{U}_N$ by connecting the utility values at gridpoints (x_i, y_j) , $i = 1, \dots, N_1, j = 1, \dots, N_2$. In general, $u_N \notin \mathcal{U}_N$ but the inclusion may hold in some special cases.

Proposition 3.1 Let $\psi_l(x, y)$ be a simple function over T for $l = 1, \dots, M$, which takes constant values over cells $T_{i,j}$ for $i = 1, \dots, N_1 - 1, j = 1, \dots, N_2 - 1$. Then for any $u \in \mathcal{U}$, there exists a function $u_N \in \mathcal{U}_N$ with $u_N(x_i, y_j) = u(x_i, y_j)$ for $i = 1, \dots, N_1, j = 1, \dots, N_2$ such that

$u_N \in \mathcal{U}_N$. Specifically, for $(x, y) \in T$ such u_N can be constructed as Type-1 or Type-2 piecewise linear functions defined as

$$\begin{aligned} \text{(Type-1)} \quad u_N(x, y) &= \sum_{i=1}^{N_1-1} \sum_{j=1}^{N_2-1} \mathbb{1}_{T_{i,j}}(x, y) \times \\ &\left[u_{i,j}^{1u}(x, y) \mathbb{1}_{\left(\frac{y_{j+1}-y_j}{x_{i+1}-x_i}, +\infty\right)} \left(\frac{y-y_j}{x-x_i} \right) + u_{i,j}^{1l}(x, y) \mathbb{1}_{\left[0, \frac{y_{j+1}-y_j}{x_{i+1}-x_i}\right]} \left(\frac{y-y_j}{x-x_i} \right) \right] \end{aligned} \quad (3.7)$$

or

$$\begin{aligned} \text{(Type-2)} \quad u_N(x, y) &= \sum_{i=1}^{N_1-1} \sum_{j=1}^{N_2-1} \mathbb{1}_{T_{i,j}}(x, y) \times \\ &\left[u_{i,j}^{2u}(x, y) \mathbb{1}_{\left[0, \frac{y_{j+1}-y_j}{x_{i+1}-x_i}\right]} \left(\frac{y_{j+1}-y}{x-x_i} \right) + u_{i,j}^{2l}(x, y) \mathbb{1}_{\left(\frac{y_{j+1}-y_j}{x_{i+1}-x_i}, +\infty\right)} \left(\frac{y_{j+1}-y}{x-x_i} \right) \right], \end{aligned} \quad (3.8)$$

where $u_{i,j}^{1u}(x, y)$, $u_{i,j}^{1l}(x, y)$, $u_{i,j}^{2u}(x, y)$, and $u_{i,j}^{2l}(x, y)$ are defined as in (3.1)-(3.4), and $\mathbb{1}_A(\cdot)$ denotes the indicator function of set A .

The proof is deferred to Appendix A.1. Using \mathcal{U}_N , we propose to solve the BUPRO problem (2.2) by solving the following approximate problem:

$$\text{(BUPRO-N)} \quad \vartheta_N := \max_{z \in Z} \min_{u_N \in \mathcal{U}_N} \mathbb{E}_P[u_N(\mathbf{f}(z, \boldsymbol{\xi}))]. \quad (3.9)$$

In the rest of the section, we discuss numerical schemes for solving the BUPRO-N problem. To this end, we need to restrict our discussion to the case that $\boldsymbol{\xi}$ is discretely distributed.

Assumption 3.1 P is a discrete distribution with $P(\boldsymbol{\xi} = \boldsymbol{\xi}^k) = p_k$ for $k = 1, \dots, K$.

Under Assumption 3.1, we can write the BUPRO-N model as

$$\max_{z \in Z} \min_{u_N \in \mathcal{U}_N} \sum_{k=1}^K p_k u_N(\mathbf{f}(z, \boldsymbol{\xi}^k)). \quad (3.10)$$

The maximin problem can be decomposed into an inner minimization problem

$$v_N(z) := \min_{u_N \in \mathcal{U}_N} \sum_{k=1}^K p_k u_N(\mathbf{f}(z, \boldsymbol{\xi}^k)) \quad (3.11)$$

and an outer maximization problem $\vartheta_N = \max_{z \in Z} v_N(z)$. Our strategy is to formulate (3.11) as an LP and solve the outer maximization problem by derivative-free (Dfree) methods. We will discuss the performance of PLA in Section 5. Note that if $\boldsymbol{\xi}$ is continuously distributed, then we may regard (3.10) as a discrete approximation to the BUPRO-N model.

We now move on to derive the tractable formulation of (3.11) when \mathcal{U} is a class of componentwise non-decreasing and Lipschitz continuous utility functions which is concave in each single variate.

Assumption 3.2 For any $u \in \mathcal{U}$, the single-variate utility functions $u(x, \hat{y})$ and $u(\hat{x}, y)$ are concave at any instantiations $\hat{y} \in Y$ and $\hat{x} \in X$.

The single-variate utility functions in Assumption 3.2 can be regarded as non-normalized single-attribute utility functions. The concavity condition is used widely in the literature of expected utility theory, which implies the DM is risk-averse for each individual attribute ([51]).

Assumption 3.3 Each function $u \in \mathcal{U}$ is Lipschitz continuous over T with the modulus being bounded by L in the sense that

$$|u(x, y) - u(x', y')| \leq L\|(x - x', y - y')\|_1 \quad \forall (x, y), (x', y') \in T. \quad (3.12)$$

The normalization condition and the Lipschitz condition imply that $L \geq 1/(\bar{x} - \underline{x} + \bar{y} - \underline{y})$. This Lipschitz condition means that the DM's utility change is not drastic at any level of the attributes. It is satisfied when u is locally Lipschitz continuous over an open set containing T .

Notice that in the case when ψ_l is not a simple function for $l = 1, \dots, M$, the LS integrals in (3.6) cannot be calculated directly. Fortunately, we can tackle the issue by swapping the positions between u_N and ψ_l . Specifically, using multivariate integration by parts for the LS integrals (see, e.g., [63] and [6]), we can rewrite ambiguity set (2.5) as

$$\begin{aligned} \mathcal{U}_N = \left\{ u_N \in \mathcal{U}_N : \int_T \hat{\psi}_l(x, y) du_N(x, y) + \int_X \psi_{1,l}(x) du_N(x, \underline{y}) \right. \\ \left. + \int_Y \psi_{2,l}(y) du_N(\underline{x}, y) \leq c_l, \quad l = 1, \dots, M \right\}, \end{aligned} \quad (3.13)$$

where $\hat{\psi}_l(x, y) := \psi_l(\bar{x}, \bar{y}) - \psi_l(x, \bar{y}) - \psi_l(\bar{x}, y) + \psi_l(x, y)$, $\psi_{1,l}(x) := \psi_l(\bar{x}, \bar{y}) - \psi_l(x, \bar{y}) - \psi_l(\bar{x}, \underline{y}) + \psi_l(x, \underline{y})$, and $\psi_{2,l}(y) := \psi_l(\bar{x}, \bar{y}) - \psi_l(\underline{x}, \bar{y}) - \psi_l(\bar{x}, y) + \psi_l(\underline{x}, y)$ for $l = 1, \dots, M$. Likewise, we can reformulate the ambiguity set \mathcal{U} defined in (2.5) as

$$\begin{aligned} \mathcal{U} = \left\{ u \in \mathcal{U} : \int_T \hat{\psi}_l(x, y) du(x, y) + \int_X \psi_{1,l}(x) du(x, \underline{y}) \right. \\ \left. + \int_Y \psi_{2,l}(y) du(\underline{x}, y) \leq c_l, \quad l = 1, \dots, M \right\}. \end{aligned} \quad (3.14)$$

In the case that the decision making problem has only one variable (e.g. y disappears), the first term and the third term at the left hand side of the inequalities will disappear and consequently the two-dimensional conditions defined as in (3.13) reduce to the one-dimensional moment-type conditions in [28]. The next proposition states how the two-dimensional LS integrals in (3.13) may be converted into one-dimensional Riemann integrals. The proof is deferred to Appendix A.2.

Proposition 3.2 Let $F : [\underline{a}, \bar{a}] \times [\underline{b}, \bar{b}] \rightarrow \mathbb{R}$ be a continuous function. Assume: (a) F is a piecewise linear function with two linear pieces divided by line segment connecting points $A(\underline{a}, \underline{b})$ and $B(\bar{a}, \bar{b})$; (b) ψ is a real-valued measurable function w.r.t. a measure induced by F , and is Riemann integrable over the line segment connecting points A and B . Then

$$\int_{\underline{a}, \bar{a}}^{\bar{b}, \underline{b}} \psi(x, y) dF(x, y) = \frac{F(\bar{a}, \bar{b}) - F(\underline{a}, \bar{b}) - F(\bar{a}, \underline{b}) + F(\underline{a}, \underline{b})}{\bar{a} - \underline{a}} \int_{\underline{a}}^{\bar{a}} \psi(x, y(x)) dx, \quad (3.15)$$

where $y(x)$ is the linear function representing the segment AB .

With this, we are ready to reformulate the inner minimization problem (3.11) as an LP.

Proposition 3.3 *Under Assumptions 2.1-3.3, the inner minimization problem (3.11) with Type-1 PLA can be reformulated as the following LP:*

$$\begin{aligned} \min_{\mathbf{u}} \quad & \sum_{k=1}^K p_k \sum_{i=1}^{N_1-1} \sum_{j=1}^{N_2-1} \mathbf{1}_{T_{i,j}}(\mathbf{f}^k) \left[u_{i,j}^{1l}(\mathbf{f}^k) \mathbf{1}_{\left[0, \frac{y_{j+1}-y_j}{x_{i+1}-x_i}\right]} \left(\frac{f_2^k - y_j}{f_1^k - x_i} \right) \right. \\ & \left. + u_{i,j}^{1u}(\mathbf{f}^k) \mathbf{1}_{\left(\frac{y_{j+1}-y_j}{x_{i+1}-x_i}, +\infty\right)} \left(\frac{f_2^k - y_j}{f_1^k - x_i} \right) \right] \end{aligned} \quad (3.16a)$$

$$\begin{aligned} \text{s.t.} \quad & \sum_{i=1}^{N_1-1} \sum_{j=1}^{N_2-1} \frac{u_{i,j+1} - u_{i+1,j+1} - u_{i,j} + u_{i+1,j}}{x_{i+1} - x_i} \int_{x_i}^{x_{i+1}} \hat{\psi}_l(x, y(x)) dx \\ & + \sum_{i=1}^{N_1-1} \frac{u_{i+1,1} - u_{i,1}}{x_{i+1} - x_i} \int_{x_i}^{x_{i+1}} \psi_{1,l}(x) dx \\ & + \sum_{j=1}^{N_2-1} \frac{u_{1,j+1} - u_{1,j}}{y_{j+1} - y_j} \int_{y_j}^{y_{j+1}} \psi_{2,l}(y) dy \leq c_l, l = 1, \dots, M, \end{aligned} \quad (3.16b)$$

$$\frac{u_{i+1,j} - u_{i,j}}{x_{i+1} - x_i} \leq \frac{u_{i,j} - u_{i-1,j}}{x_i - x_{i-1}}, i = 2, \dots, N_1 - 1, j = 1, \dots, N_2, \quad (3.16c)$$

$$\frac{u_{i,j+1} - u_{i,j}}{y_{j+1} - y_j} \leq \frac{u_{i,j} - u_{i,j-1}}{y_j - y_{j-1}}, i = 1, \dots, N_1, j = 2, \dots, N_2 - 1, \quad (3.16d)$$

$$u_{i+1,j} - u_{i,j} \leq L(x_{i+1} - x_i), i = 1, \dots, N_1 - 1, j = 1, \dots, N_2, \quad (3.16e)$$

$$u_{i,j+1} - u_{i,j} \leq L(y_{j+1} - y_j), i = 1, \dots, N_1, j = 1, \dots, N_2 - 1, \quad (3.16f)$$

$$u_{i+1,j} \geq u_{i,j}, i = 1, \dots, N_1 - 1, j = 1, \dots, N_2, \quad (3.16g)$$

$$u_{i,j+1} \geq u_{i,j}, i = 1, \dots, N_1, j = 1, \dots, N_2 - 1, \quad (3.16h)$$

$$u_{i,j} + u_{i+1,j+1} \leq u_{i,j+1} + u_{i+1,j}, i = 1, \dots, N_1 - 1, j = 1, \dots, N_2 - 1, \quad (3.16i)$$

$$u_{1,1} = 0, u_{N_1,N_2} = 1, \quad (3.16j)$$

where $\mathbf{u} := \text{vec} \left((u_{i,j})_{1 \leq i \leq N_1}^{1 \leq j \leq N_2} \right) = (u_{1,1}, \dots, u_{N_1,1}, \dots, u_{1,N_2}, \dots, u_{N_1,N_2})^T \in \mathbb{R}^{N_1 N_2}$, $\mathbf{f}^k := \mathbf{f}(\mathbf{z}, \boldsymbol{\xi}^k) = (f_1^k, f_2^k)$ with $f_1^k := f_1(\mathbf{z}, \boldsymbol{\xi}^k)$, $f_2^k := f_2(\mathbf{z}, \boldsymbol{\xi}^k)$, $\hat{\psi}_l, \psi_{1,l}, \psi_{2,l}$ are defined as in (3.13), $u_{i,j}^{1l}$ and $u_{i,j}^{1u}$ are defined as in (3.1) and (3.2).

Proof. Using the Type-1 PLA as defined in (3.7), we may reformulate the objective as (3.16a). Moreover, constraint (3.16b) represents the integral inequalities conditions defined as in (3.13) from Proposition 3.2. Constraints (3.16c) and (3.16d) characterize concavity of single-variate utility functions assumed in Assumption 3.2. Constraints (3.16e) and (3.16f) capture the Lipschitz continuity for the utility function. Constraints (3.16g) and (3.16h) reflect componentwise monotonicity of utility functions. Constraint (3.16i) states the conservative property. Constraint (3.16j) is the normalization condition for the utility function. \square

Remark 3.1 (i) Note that (3.16) is reformulated based on the Type-1 PLA. A similar formulation can be obtained for Type-2 PLA. By solving (3.16), we can obtain the worst-case utility function u_N^{worst} . The information on u_N^{worst} gives us a guidance as to how the inner minimization problem approximates the true expected utility. The problem size depends on the number of gridpoints and is independent of the scenarios of ξ .

Note also that the single-attribute utility functions are assumed to be concave in Assumption 3.2. This is in accordance with single-attribute decision making in the risk-averse case. Likewise, we can also assume that one (or both) single-attribute utility at any instantiation is (are) convex. In that case, it suffices to input constraints (3.16c) or (and) (3.16d) in the reverse direction.

The Lipschitz continuity is also reflected by the Type-1 PLA (3.7) which can be formulated as

$$u_{i,j}^{1u}(x, y) = \left(\frac{u_{i+1,j+1} - u_{i,j+1}}{x_{i+1} - x_i}, \frac{u_{i,j+1} - u_{i,j}}{y_{j+1} - y_j} \right) (x, y)^T + b_{i,j}^{1u}$$

and

$$u_{i,j}^{1l}(x, y) = \left(\frac{u_{i+1,j} - u_{i,j}}{x_{i+1} - x_i}, \frac{u_{i+1,j+1} - u_{i+1,j}}{y_{j+1} - y_j} \right) (x, y)^T + b_{i,j}^{1l},$$

where $b_{i,j}^{1u}$ and $b_{i,j}^{1l}$ are constants representing the intercepts respectively. The Lipschitz continuity defined as in Assumption 3.3 corresponds to

$$\max \left\{ \left\| \left(\frac{u_{i+1,j+1} - u_{i,j+1}}{x_{i+1} - x_i}, \frac{u_{i,j+1} - u_{i,j}}{y_{j+1} - y_j} \right) \right\|_{\infty}, \left\| \left(\frac{u_{i+1,j} - u_{i,j}}{x_{i+1} - x_i}, \frac{u_{i+1,j+1} - u_{i+1,j}}{y_{j+1} - y_j} \right) \right\|_{\infty} \right\} \leq L,$$

over each cell $T_{i,j}$, which implies constraints (3.16e) and (3.16f).

(ii) The aforementioned PLA utility function u_N is constructed either in Type-1 or in Type-2. It is possible to allow both. Specifically, we can define

$$\begin{aligned} u_N(x, y) = & \sum_{i=1}^{N_1-1} \sum_{j=1}^{N_2-1} \mathbb{1}_{T_{i,j}}(x, y) \times \\ & \left[h_{i,j} \left(u_{i,j}^{1u}(x, y) \mathbb{1}_{\left(\frac{y_{j+1}-y_j}{x_{i+1}-x_i}, +\infty \right)} \left(\frac{y-y_j}{x-x_i} \right) + u_{i,j}^{1l}(x, y) \mathbb{1}_{\left[0, \frac{y_{j+1}-y_j}{x_{i+1}-x_i} \right]} \left(\frac{y-y_j}{x-x_i} \right) \right) \right. \\ & \left. + (1 - h_{i,j}) \left(u_{i,j}^{2u}(x, y) \mathbb{1}_{\left[0, \frac{y_{j+1}-y_j}{x_{i+1}-x_i} \right]} \left(\frac{y_{j+1}-y}{x-x_i} \right) + u_{i,j}^{2l}(x, y) \mathbb{1}_{\left(\frac{y_{j+1}-y_j}{x_{i+1}-x_i}, +\infty \right)} \left(\frac{y_{j+1}-y}{x-x_i} \right) \right) \right], \end{aligned}$$

where $\{h_{i,j}, i = 1, \dots, N_1 - 1, j = 1, \dots, N_2 - 1\}$ is a set of binary variables taking values 0 or 1. In the case that $h_{i,j} = 1$, Type-1 PLA is invoked over $T_{i,j}$. Otherwise, Type-2 PLA is active. Obviously, this approach significantly extends the class of piecewise linear utility functions and consequently the optimal value of the inner minimization problem is smaller than that of Type-1 and Type-2. With regard to the tractable formulation, we will have $(N_1 - 1)(N_2 - 1)$ additional binary variables and the inner minimization becomes an MILP.

(iii) Type-1 PLA $u_N(\mathbf{f}(\mathbf{z}, \xi^k))$ can be alternatively represented in the following form:

$$u_N(\mathbf{f}(\mathbf{z}, \xi^k)) = \sum_{i=1}^{N_1-1} \sum_{j=1}^{N_2-1} \left[\alpha_{i,j}^k(\mathbf{z}) u_{i,j} + \alpha_{i,j+1}^k(\mathbf{z}) u_{i,j+1} + \alpha_{i+1,j}^k(\mathbf{z}) u_{i+1,j} + \alpha_{i+1,j+1}^k(\mathbf{z}) u_{i+1,j+1} \right],$$

where

$$\begin{aligned}
\alpha_{i,j}^k(\mathbf{z}) &:= \mathbb{1}_{T_{i,j}}(\mathbf{f}^k) \left[\frac{y_{j+1} - f_2^k}{y_{j+1} - y_j} \mathbb{1}_{\left[0, \frac{y_{j+1} - y_j}{x_{i+1} - x_i}\right]} \left(\frac{f_2^k - y_j}{f_1^k - x_i} \right) + \frac{x_{i+1} - f_1^k}{x_{i+1} - x_i} \mathbb{1}_{\left(\frac{y_{j+1} - y_j}{x_{i+1} - x_i}, \infty\right)} \left(\frac{f_2^k - y_j}{f_1^k - x_i} \right) \right], \\
\alpha_{i,j+1}^k(\mathbf{z}) &:= \left(\frac{f_2^k - y_j}{y_{j+1} - y_j} - \frac{f_1^k - x_i}{x_{i+1} - x_i} \right) \mathbb{1}_{T_{i,j}}(\mathbf{f}^k) \mathbb{1}_{\left[0, \frac{y_{j+1} - y_j}{x_{i+1} - x_i}\right]} \left(\frac{f_2^k - y_j}{f_1^k - x_i} \right), \\
\alpha_{i+1,j}^k(\mathbf{z}) &:= \left(\frac{f_1^k - x_i}{x_{i+1} - x_i} - \frac{f_2^k - y_j}{y_{j+1} - y_j} \right) \mathbb{1}_{T_{i,j}}(\mathbf{f}^k) \mathbb{1}_{\left(\frac{y_{j+1} - y_j}{x_{i+1} - x_i}, \infty\right)} \left(\frac{f_2^k - y_j}{f_1^k - x_i} \right), \\
\alpha_{i+1,j+1}^k(\mathbf{z}) &:= \mathbb{1}_{T_{i,j}}(\mathbf{f}^k) \left[\frac{f_1^k - x_i}{x_{i+1} - x_i} \mathbb{1}_{\left[0, \frac{y_{j+1} - y_j}{x_{i+1} - x_i}\right]} \left(\frac{f_2^k - y_j}{f_1^k - x_i} \right) + \frac{f_2^k - y_j}{y_{j+1} - y_j} \mathbb{1}_{\left(\frac{y_{j+1} - y_j}{x_{i+1} - x_i}, \infty\right)} \left(\frac{f_2^k - y_j}{f_1^k - x_i} \right) \right].
\end{aligned}$$

For fixed \mathbf{z} , the inner minimization problem (3.11) is also an LP with this u_N . Let $L(\mathbf{u}, \boldsymbol{\lambda}; \mathbf{z})$ be the Lagrange function of the inner problem and $\boldsymbol{\lambda}$ be the vector of Lagrange multipliers. Then the inner problem can be reformulated as $\min_{\mathbf{u}} \max_{\boldsymbol{\lambda}} L(\mathbf{u}, \boldsymbol{\lambda}; \mathbf{z})$. In this way, we can reformulate the maximin problem (3.16) as a single maximization problem $\max_{\mathbf{z} \in Z, \boldsymbol{\lambda}} \{\min_{\mathbf{u}} L(\mathbf{u}, \boldsymbol{\lambda}; \mathbf{z})\}$. Unfortunately, this is not helpful since the coefficients of $u_{i,j}$, $u_{i,j+1}$, $u_{i+1,j}$, $u_{i+1,j+1}$ are composed of indicator functions of \mathbf{f}^k . In the next section, we will propose a new approach to handle the issue and extend the discussions to the multi-attribute case.

4 Implicit piecewise linear approximation of UPRO – from bi-attribute to multi-attribute case

In this section, we look into the PLA approach from a slightly different perspective: instead of deriving an explicit form of piecewise linear function as we discussed in the previous section, we propose to use the well-known polyhedral method (see e.g. [37, 36, 20, 58, 57]), where the PLA function at each cell is implicitly determined by solving a minimization or a maximization program. There are two advantages for doing this. One is that the implicit approach allows us to extend the PLA for UPRO problem from bi-attribute decision making problems to the multi-attribute case and this would be extremely complex under the explicit PLA framework. The other is that the implicit approach enables us to reformulate the approximate UPRO problem into a single MILP when $\mathbf{f}(\mathbf{z}, \boldsymbol{\xi})$ is linear in \mathbf{z} .

4.1 Bi-attribute case

Inspired by the polyhedral method, we can obtain the coefficients $\alpha_{i,j}$ of $u_N(\mathbf{f}(\mathbf{z}, \boldsymbol{\xi}^k))$ in terms of $u_{i,j}$ under Type-1 PLA in Remark 3.1 (iii) by solving a system of linear equalities and inequalities:

$$\sum_{i=1}^{N_1} \sum_{j=1}^{N_2} \alpha_{i,j}^k = 1, \quad k = 1, \dots, K, \tag{4.1a}$$

$$\sum_{i=1}^{N_1} \sum_{j=1}^{N_2} \alpha_{i,j}^k x_i = f_1^k, \quad \sum_{i=1}^{N_1} \sum_{j=1}^{N_2} \alpha_{i,j}^k y_j = f_2^k, \quad k = 1, \dots, K, \tag{4.1b}$$

$$\sum_{i=1}^{N_1-1} \sum_{j=1}^{N_2-1} \left(h_{i,j,k}^u + h_{i,j,k}^l \right) = 1, \quad k = 1, \dots, K, \quad (4.1c)$$

$$\mathbf{h}_k^u, \mathbf{h}_k^l \in \{0, 1\}^{(N_1-1)(N_2-1)}, \quad k = 1, \dots, K, \quad (4.1d)$$

$$0 \leq \alpha_{i,j}^k \leq h_{i,j,k}^u + h_{i,j,k}^l + h_{i,j-1,k}^u + h_{i-1,j-1,k}^l + h_{i-1,j-1,k}^u + h_{i-1,j,k}^l, \\ i = 1, \dots, N_1, \quad j = 1, \dots, N_2, \quad k = 1, \dots, K, \quad (4.1e)$$

where $\mathbf{h}_k^u := \text{vec} \left((h_{i,j,k}^u)_{1 \leq i \leq N_1}^{1 \leq j \leq N_2} \right)$, $\mathbf{h}_k^l := \text{vec} \left((h_{i,j,k}^l)_{1 \leq i \leq N_1}^{1 \leq j \leq N_2} \right)$ for $k = 1, \dots, K$, $\mathbf{f}(\mathbf{z}, \boldsymbol{\xi}^k) = (f_1^k, f_2^k)^T$ with $f_i^k := f_i(\mathbf{z}, \boldsymbol{\xi}^k)$ for $i = 1, 2$, $h_{0,*,*}^* = h_{*,0,*}^* = h_{N_1,*,*}^* = h_{*,N_2,*}^* = 0$. Here $*$ represents all indexes possibly taken at the subscripts and superscripts. Constraint (4.1a) and $\alpha_{i,j}^k \geq 0$ result from the coefficients of the convex combinations of $u_{i,j}$ for $u_N(\mathbf{f}(\mathbf{z}, \boldsymbol{\xi}^k))$. Constraint (4.1b) arises because the linearity of u_N over $T_{i,j}$ guarantees that the convex combination coefficients of $\mathbf{f}(\mathbf{z}, \boldsymbol{\xi}^k)$ and $u_N(\mathbf{f}(\mathbf{z}, \boldsymbol{\xi}^k))$ are identical. Since $h_{i,j,k}^u, h_{i,j,k}^l \in \{0, 1\}$, constraint (4.1c) imposes a restriction that only one is used for the convex combination among all triangles. The constraint (4.1e) imposes that the only nonzero $\alpha_{i,j}^k$ can be those associated with the three vertices of a such triangle. For example, if $h_{i,j,k}^l = 1$, then $\mathbf{f}(\mathbf{z}, \boldsymbol{\xi}^k)$ lies in the lower triangle of the cell $T_{i,j}$. This is indicated by the fact that $\alpha_{i,j}^k \leq h_{i,j,k}^l = 1$, $\alpha_{i+1,j+1}^k \leq h_{i,j,k}^l = 1$, $\alpha_{i+1,j}^k \leq h_{i,j,k}^l = 1$, and $\alpha_{i',j'}^k = 0$ for $(i', j') \notin \{(i, j), (i+1, j+1), (i+1, j)\}$, see Figure 2(a) where the six triangles are related to point (x_i, y_j) and we indicate the corresponding binary variables $h_{i,j,k}^u$ and $h_{i,j,k}^l$ in each triangle to facilitate readers understanding. Consequently, under Assumption 3.1, we can formulate the bi-attribute utility maximization problem $\max_{\mathbf{z} \in Z} \sum_{k=1}^K p_k [u_N(\mathbf{f}(\mathbf{z}, \boldsymbol{\xi}^k))]$ as an MIP:

$$\max_{\mathbf{z} \in Z, \boldsymbol{\alpha}, \mathbf{h}^u} \sum_{k=1}^K p_k \sum_{i=1}^{N_1} \sum_{j=1}^{N_2} \alpha_{i,j}^k u_{i,j} \quad (4.2a)$$

$$\text{s.t.} \quad \text{constraints (4.1a) - (4.1e)}, \quad (4.2b)$$

where $\boldsymbol{\alpha} := (\boldsymbol{\alpha}^1, \dots, \boldsymbol{\alpha}^K) \in \mathbb{R}^{(N_1 N_2) \times K}$, $\boldsymbol{\alpha}^k := \text{vec} \left((\alpha_{i,j}^k)_{1 \leq i \leq N_1}^{1 \leq j \leq N_2} \right)$ for $k = 1, \dots, K$, $\mathbf{h}^l := (\mathbf{h}_1^l, \dots, \mathbf{h}_K^l) \in \mathbb{R}^{(N_1-1)(N_2-1) \times K}$, $\mathbf{h}^u := (\mathbf{h}_1^u, \dots, \mathbf{h}_K^u) \in \mathbb{R}^{(N_1-1)(N_2-1) \times K}$. If $f(\mathbf{z}, \boldsymbol{\xi})$ is linear in \mathbf{z} , then the problem (4.2) is an MILP. This idea can be applied to the BUPRO-N model. To ease the exposition, we consider the case that the ambiguity set is constructed by pairwise comparisons, that is, $\psi_l = F_{\mathbf{B}_l} - F_{\mathbf{A}_l}$, and

$$\mathcal{U}_N = \left\{ u_N \in \mathcal{U}_N : \int_T u_N(x, y) d(F_{\mathbf{B}_l}(x, y) - F_{\mathbf{A}_l}(x, y)) \leq 0, \quad l = 1, \dots, M \right\}.$$

Under Assumption 3.3, suppose the set of gridpoints $\{(x_i, y_j) : i = 1, \dots, N_1, j = 1, \dots, N_2\}$ contains all the outcomes of lotteries \mathbf{A}_l and \mathbf{B}_l for $l = 1, \dots, M$, then we can reformulate BUPRO-N problem (3.10) as:

$$\max_{\mathbf{z} \in Z, \boldsymbol{\alpha}, \mathbf{h}^u, \mathbf{h}^l} \min_{\mathbf{u}} \sum_{k=1}^K p_k \sum_{i=1}^{N_1} \sum_{j=1}^{N_2} \alpha_{i,j}^k u_{i,j} \quad (4.3a)$$

$$\text{s.t.} \quad \sum_{i=1}^{N_1} \sum_{j=1}^{N_2} (\mathbb{P}(\mathbf{B}_l = (x_i, y_j)) - \mathbb{P}(\mathbf{A}_l = (x_i, y_j))) u_{i,j} \leq 0,$$

$$l = 1, \dots, M, \quad (4.3b)$$

$$\text{constraints (3.16e) -- (3.16j),} \quad (4.3c)$$

$$\text{constraints (4.1a) -- (4.1e),} \quad (4.3d)$$

where constraints (3.16e)-(3.16j) characterize the restrictions on \mathbf{u} and constraints (4.1a)-(4.1e) stipulate the coefficients of \mathbf{u} implicitly as discussed earlier. Problem (4.3) is equivalent to problem (3.16) without constraints (3.16c)-(3.16d) and with $\psi_l = F_{B_l} - F_{A_l}$, $l = 1, \dots, M$. It is possible to change the maximization w.r.t. $\boldsymbol{\alpha}$, \mathbf{h}^l and \mathbf{h}^u into minimization. The next proposition explains this.

Proposition 4.1 *The BUPRO-N problem (4.3) is equivalent to*

$$\max_{\mathbf{z} \in Z} \min_{\boldsymbol{\alpha}, \mathbf{h}^u, \mathbf{h}^l, \mathbf{u}} \sum_{k=1}^K p_k \sum_{i=1}^{N_1} \sum_{j=1}^{N_2} \alpha_{i,j}^k u_{i,j} \quad (4.4a)$$

$$\text{s.t.} \quad \text{constraints (3.16e) -- (3.16j), (4.3b),} \quad (4.4b)$$

$$\text{constraints (4.1a) -- (4.1e).} \quad (4.4c)$$

Proof. We begin by writing part of the outer maximization (w.r.t. $\boldsymbol{\alpha}, \mathbf{h}^u, \mathbf{h}^l$) and the inner minimization problem of (4.3) as

$$\max_{\boldsymbol{\alpha}, \mathbf{h}^u, \mathbf{h}^l} \min_{\mathbf{u}} \left\{ \sum_{k=1}^K p_k \sum_{i=1}^{N_1} \sum_{j=1}^{N_2} \alpha_{i,j}^k u_{i,j} : \text{(3.16e) -- (3.16j)} \right\} \quad (4.5a)$$

$$\text{s.t.} \quad \text{constraints (4.1a) -- (4.1e), (4.3b).} \quad (4.5b)$$

Since the representation of point $\mathbf{f}(\mathbf{z}, \boldsymbol{\xi}^k)$ by the convex combination of the vertices of a simplex is unique, the feasible set of the outer maximization problem (4.5) (specified by (4.5b)) is a singleton for each fixed \mathbf{z} . Thus we can replace operation “ $\max_{\boldsymbol{\alpha}, \mathbf{h}^u, \mathbf{h}^l}$ ” with “ $\min_{\boldsymbol{\alpha}, \mathbf{h}^u, \mathbf{h}^l}$ ” without affecting the optimal value and the optimal solutions of (4.5). The replacement effectively reduces (4.3) to (4.4). \square

Note that the outer maximization problem (4.4) can be solved by a Dfree method, where the inner problem can be seen as an MILP when $\mathbf{f}(\mathbf{z}, \boldsymbol{\xi}^k)$ is linear in \mathbf{z} .

Remark 4.1 (i) Inequality (4.1e) corresponds to Type-1 PLA. For Type-2 case (see Figure 2(b)), we can replace (4.1e) by

$$0 \leq \alpha_{i,j}^k \leq h_{i-1,j,k}^u + h_{i-1,j,k}^l + h_{i-1,j-1,k}^u + h_{i,j-1,k}^l + h_{i,j-1,k}^u + h_{i,j,k}^l, \quad (4.6)$$

$$i = 1, \dots, N_1, j = 1, \dots, N_2, k = 1, \dots, K.$$

(ii) For the mixed-type PLA, we can also obtain the coefficients $\alpha_{i,j}$ of $u_N(\mathbf{f}(\mathbf{z}, \boldsymbol{\xi}^k))$ in terms of $u_{i,j}$ by solving a system of linear equalities and inequalities:

$$\sum_{i=1}^{N_1} \sum_{j=1}^{N_2} \alpha_{i,j}^{k\tau} = 1, \quad \tau = 1, 2, \quad k = 1, \dots, K, \quad (4.7a)$$

$$\sum_{i=1}^{N_1} \sum_{j=1}^{N_2} \alpha_{i,j}^{k\tau} x_i = f_1^k, \quad \sum_{i=1}^{N_1} \sum_{j=1}^{N_2} \alpha_{i,j}^{k\tau} y_j = f_2^k, \quad k = 1, \dots, K, \quad \tau = 1, 2, \quad (4.7b)$$

$$\sum_{i=1}^{N_1-1} \sum_{j=1}^{N_2-1} \left(h_{i,j,k}^{1u} + h_{i,j,k}^{1l} + h_{i,j,k}^{2u} + h_{i,j,k}^{2l} \right) = 1, \quad k = 1, \dots, K, \quad (4.7c)$$

$$\mathbf{h}_k^{\tau u}, \mathbf{h}_k^{\tau l} \in \{0, 1\}^{(N_1-1)(N_2-1)}, \quad k = 1, \dots, K, \quad \tau = 1, 2, \quad (4.7d)$$

$$0 \leq \alpha_{i,j}^{k1} \leq h_{i,j,k}^{1u} + h_{i,j,k}^{1l} + h_{i-1,j,k}^{1u} + h_{i-1,j-1,k}^{1l} + h_{i-1,j-1,k}^{1u} + h_{i-1,j,k}^{1l},$$

$$i = 1, \dots, N_1, \quad j = 1, \dots, N_2, \quad k = 1, \dots, K, \quad (4.7e)$$

$$0 \leq \alpha_{i,j}^{k2} \leq h_{i-1,j,k}^{2u} + h_{i-1,j,k}^{2l} + h_{i-1,j-1,k}^{2u} + h_{i,j-1,k}^{2l} + h_{i,j-1,k}^{2u} + h_{i,j,k}^{2l},$$

$$i = 1, \dots, N_1, \quad j = 1, \dots, N_2, \quad k = 1, \dots, K, \quad (4.7f)$$

where variables $\alpha_{i,j}^{k1}$, $h_{i,j,k}^{1u}$, $h_{i,j,k}^{1l}$ represent the Type-1 PLA case, and $\alpha_{i,j}^{k2}$, $h_{i,j,k}^{2u}$, $h_{i,j,k}^{2l}$ represent the Type-2 case. The constraint (4.7c) indicates that only one type partition is used for each cell.

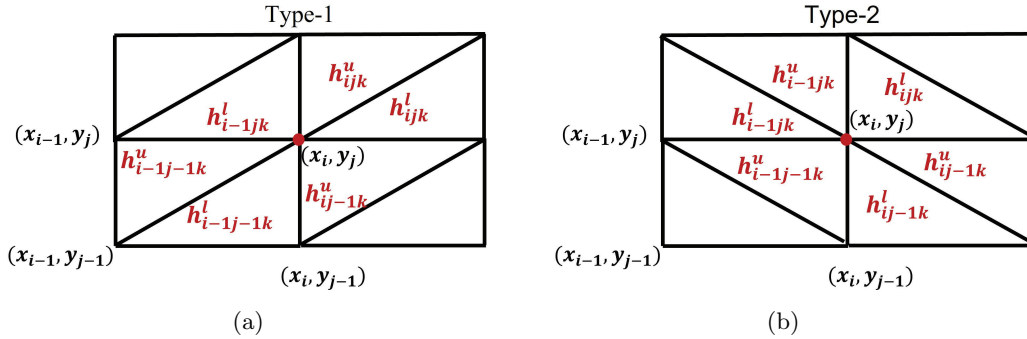


Figure 2: (a) & (b) represent the bi-attribute case over $T_{i,j}$. They show the six triangles related to point (x_i, y_j) .

4.1.1 Single mixed-integer reformulation of (4.3)

By deriving the Lagrange dual of the inner minimization problem of (4.3) which is established under Type-1 PLA, we can recast the maximin problem as a single MILP when $\mathbf{f}(\cdot, \boldsymbol{\xi})$ is linear.

Proposition 4.2 (Reformulation of (4.3)) *Problem (4.3) can be reformulated as a single MILP when $\mathbf{f}(\mathbf{z}, \boldsymbol{\xi})$ is linear in \mathbf{z} ,*

$$\begin{aligned} \max_{\substack{\mathbf{z} \in Z, \boldsymbol{\alpha}, \mathbf{h}^u, \mathbf{h}^l \\ \lambda^1, \lambda^2, \eta^1 \\ \eta^2, \tau, \zeta}} & - \sum_{i=1}^{N_1-1} \sum_{j=1}^{N_2} \eta_{i,j}^1 L(x_{i+1} - x_i) - \sum_{i=1}^{N_1} \sum_{j=1}^{N_2-1} \eta_{i,j}^2 L(y_{j+1} - y_j) + \sum_{k=1}^K p_k \alpha_{N_1, N_2}^k \\ & - \lambda_{N_1-1, N_2}^1 - \lambda_{N_1, N_2-1}^2 + \eta_{N_1-1, N_2}^1 + \eta_{N_1, N_2-1}^2 + \tau_{N_1-1, N_2-1} + \boldsymbol{\zeta}^T \mathbf{Q}_{N_1, N_2} \end{aligned} \quad (4.8a)$$

$$\begin{aligned} \text{s.t.} \quad & \sum_{k=1}^K p_k \alpha_{i,j}^k + \lambda_{i,j}^1 - \lambda_{i-1,j}^1 + \lambda_{i,j}^2 - \lambda_{i,j-1}^2 + \eta_{i-1,j}^1 - \eta_{i,j}^1 + \eta_{i,j-1}^2 - \eta_{i,j}^2 \\ & + \tau_{i,j} + \tau_{i-1,j-1} - \tau_{i,j-1} - \tau_{i-1,j} + \boldsymbol{\zeta}^T \mathbf{Q}_{i,j} \geq 0, \quad i \in \mathcal{I}, j \in \mathcal{J}, \end{aligned} \quad (4.8b)$$

$$\sum_{k=1}^K p_k \alpha_{N_1, j}^k - \lambda_{N_1-1, j}^1 + \lambda_{N_1, j}^2 - \lambda_{N_1, j-1}^2 + \eta_{N_1-1, j}^1 + \eta_{N_1, j-1}^2 - \eta_{N_1, j}^2$$

$$+ \tau_{N_1-1,j-1} - \tau_{N_1-1,j} + \zeta^T \mathbf{Q}_{N_1,j} \geq 0, j \in \mathcal{J}, \quad (4.8c)$$

$$\begin{aligned} & \sum_{k=1}^K p_k \alpha_{1,j}^k + \lambda_{1,j}^1 + \lambda_{1,j}^2 - \lambda_{1,j-1}^2 - \eta_{1,j}^1 + \eta_{1,j-1}^2 - \eta_{1,j}^2 + \tau_{1,j} - \tau_{1,j-1} \\ & + \zeta^T \mathbf{Q}_{1,j} \leq 0, j \in \mathcal{J}, \end{aligned} \quad (4.8d)$$

$$\begin{aligned} & \sum_{k=1}^K p_k \alpha_{i,N_2}^k + \lambda_{i,N_2}^1 - \lambda_{i-1,N_2}^1 - \lambda_{i,N_2-1}^2 + \eta_{i-1,N_2}^1 - \eta_{i,N_2}^1 + \eta_{i,N_2-1}^2 \\ & + \tau_{i-1,N_2-1} - \tau_{i,N_2-1} + \zeta^T \mathbf{Q}_{i,N_2} \geq 0, i \in \mathcal{I}, \end{aligned} \quad (4.8e)$$

$$\begin{aligned} & \sum_{k=1}^K p_k \alpha_{i,1}^k + \lambda_{i,1}^1 - \lambda_{i-1,1}^1 + \lambda_{i,1}^2 + \eta_{i-1,1}^1 - \eta_{i,1}^1 - \eta_{i,1}^2 + \tau_{i,1} - \tau_{i-1,1} \\ & + \zeta^T \mathbf{Q}_{i,N_2} \geq 0, i \in \mathcal{I} \end{aligned} \quad (4.8f)$$

$$\sum_{k=1}^K p_k \alpha_{1,1}^k + \lambda_{1,1}^1 + \lambda_{1,1}^2 - \eta_{1,1}^1 - \eta_{1,1}^2 + \tau_{1,1} + \zeta^T \mathbf{Q}_{i,N_2} \geq 0, \quad (4.8g)$$

$$\sum_{k=1}^K p_k \alpha_{N_1,1}^k - \lambda_{N_1-1,1}^1 + \lambda_{N_1,1}^2 + \eta_{N_1-1,1}^1 - \eta_{N_1,1}^2 - \tau_{N_1-1,1} \geq 0, \quad (4.8h)$$

$$\sum_{k=1}^K p_k \alpha_{1,N_2}^k + \lambda_{1,N_2}^1 - \lambda_{1,N_2-1}^2 - \eta_{1,N_2}^1 + \eta_{1,N_2-1}^2 - \tau_{1,N_2-1} \geq 0, \quad (4.8i)$$

$$\text{constraints (4.1a), (4.1c) - (4.1e),} \quad (4.8j)$$

$$\begin{aligned} & \sum_{i=1}^{N_1} \sum_{j=1}^{N_2} \alpha_{i,j}^k x_i = f_1(z, \xi^k), \quad \sum_{i=1}^{N_1} \sum_{j=1}^{N_2} \alpha_{i,j}^k y_j = f_2(z, \xi^k), \\ & k = 1, \dots, K, \end{aligned} \quad (4.8k)$$

$$\lambda^1 \geq 0, \lambda^2 \geq 0, \eta^1 \geq 0, \eta^2 \geq 0, \tau \geq 0, \quad (4.8l)$$

where $\mathcal{I} := \{2, \dots, N_1 - 1\}$, $\mathcal{J} := \{2, \dots, N_2 - 1\}$, $\mathbf{Q}_{ij} := (Q_{ij}^1, \dots, Q_{ij}^M)^T \in \mathbb{R}^M$, $Q_{ij}^l := \mathbb{P}(\mathbf{B}_l = (x_i, y_j)) - \mathbb{P}(\mathbf{A}_l = (x_i, y_j))$, $\lambda^1 \in \mathbb{R}_+^{(N_1-1) \times N_2}$, $\lambda^2 \in \mathbb{R}_+^{N_1 \times (N_2-1)}$, $\eta^1 \in \mathbb{R}_+^{(N_1-1) \times N_2}$, $\eta^2 \in \mathbb{R}_+^{N_1 \times (N_2-1)}$, $\tau \in \mathbb{R}_+^{(N_1-1) \times (N_2-1)}$, $\zeta \in \mathbb{R}^M$.

We can also reformulate BUPRO-N with the Type-2 PLA as a single MIP. We only need to replace (4.8j) with (4.1a), (4.1c)-(4.1d) and (4.6). Note that Hu et al. [33] consider a distributionally robust model for the random utility maximization problem in multi-attribute decision making and reformulate a maximin PRO as a single MILP. The main difference is that they considered the true utility function to be in additive form (sum of the single-attribute utility functions). Here we consider a general multivariate true utility function. Thus, we believe this is a step forward from computational perspective in handling BUPRO-N. Note that in this formulation, we have not incorporated Assumption 3.2 because the dual formulation of the problem with the convexity/concavity constraints would be very complex.

4.2 Tri-attribute case

We now extend our discussions on the implicit PLA of UPRO to the tri-attribute case.

4.2.1 Triangulation of a cube and interpolation

We follow the well-known triangulation method (see e.g. [13, 44, 45]) to divide each cube into six non-overlapping simplices. There are six ways to divide, and here we use the second way (called Type B in the references). Specifically, we consider $u : [\underline{x}, \bar{x}] \times [\underline{y}, \bar{y}] \times [\underline{z}, \bar{z}] \rightarrow \mathbb{R}$ with $\underline{x} = x_1 < x_2 < \dots < x_{N_1} = \bar{x}$, $\underline{y} = y_1 < y_2 < \dots < y_{N_2} = \bar{y}$ and $\underline{z} = z_1 < z_2 < \dots < z_{N_3} = \bar{z}$. Let $X_i := (x_i, x_{i+1}]$, $Y_j := (y_j, y_{j+1}]$ and $Z_l := (z_l, z_{l+1}]$. For any given point $(x, y, z) \in X_i \times Y_j \times Z_l$, consider the cube with vertices 1: (x_i, y_j, z_l) , 2: (x_{i+1}, y_j, z_l) , 3: (x_i, y_{j+1}, z_l) , 4: (x_{i+1}, y_{j+1}, z_l) , 5: (x_i, y_j, z_{l+1}) , 6: (x_{i+1}, y_j, z_{l+1}) , 7: (x_i, y_{j+1}, z_{l+1}) , 8: $(x_{i+1}, y_{j+1}, z_{l+1})$. We first divide a cube $[\underline{x}, \bar{x}] \times [\underline{y}, \bar{y}] \times [\underline{z}, \bar{z}]$ in \mathbb{R}^3 into two parts, denoted by Part 1-2-4-5-6-8 and Part 1-3-4-5-7-8. Then we can produce six simplices by three planes, see Figures 3 & 4.

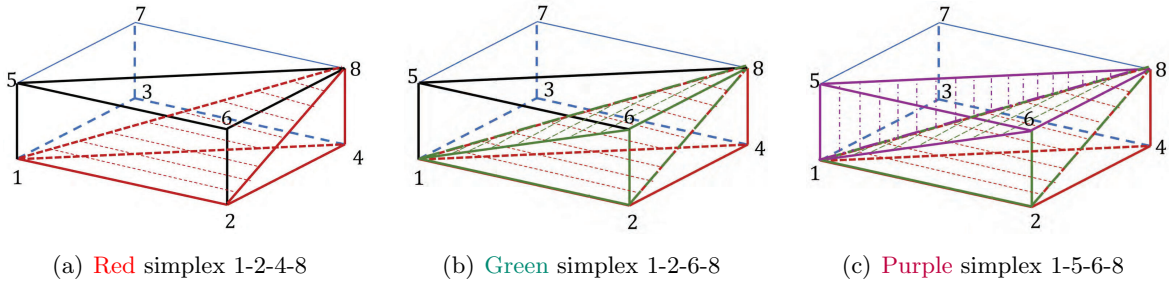


Figure 3: Divide the part 1-2-4-5-6-8 into three simplices in \mathbb{R}^3 . (a) cuts the part 1-2-4-5-6-8 by plane with vertices 1-2-8, and get the first simplex 1-2-4-8 (red color). (b) & (c) go on to cut the rest part by plain 1-2-8, and obtain the second simplex 1-2-6-8 (green color) and the third simplex 1-5-6-8 (purple color).

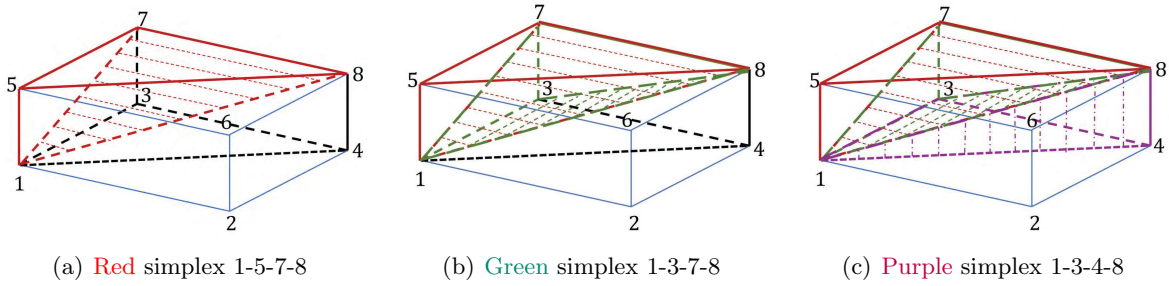


Figure 4: Divide the part 1-3-4-5-7-8 into three simplices in \mathbb{R}^3 . (a) cuts the part 1-3-4-5-7-8 by plane of vertices 1-7-8, and get the first simplex 1-5-7-8 (red color). (b) & (c) go on to cut the rest part by plain 1-3-8, and obtain the second simplex 1-3-7-8 (green color) and the third simplex 1-3-4-8 (purple color).

Let $1-4-5-8 \searrow$ denote the front half subspace of the plane constructed by points 1-4-5-8, i.e.,

$$1-4-5-8 \searrow := \{(x, y, z)^T \in \mathbb{R}^3 : (y_{j+1} - y_j)x - (x_{i+1} - x_i)y + x_{i+1}y_j - x_iy_{j+1} \geq 0\},$$

and let $1-2-7-8 \uparrow$ denote the upper subspace of the plane constructed by points 1-2-7-8, that is,

$$1-2-7-8 \uparrow := \{(x, y, z)^T \in \mathbb{R}^3 : (z_{l+1} - z_l)y - (y_{j+1} - y_j)z + y_{j+1}z_l - y_jz_{l+1} \geq 0\},$$

$$1-3-6-8 \uparrow := \{(x, y, z)^T \in \mathbb{R}^3 : (z_{l+1} - z_l)x - (x_{i+1} - x_i)z + x_{i+1}z_l - x_iz_{l+1} \leq 0\}.$$

The function value $u(x, y, z)$ is approximated by a convex combination of the function values evaluated at the vertices of the simplex containing (x, y, z) , that is,

$$u(x, y, z) = \lambda u_{i,j,l} + \mu u_{i+1,j+1,l+1} + \bar{u},$$

where $\lambda, \mu \in [0, 1]$ and

$$\bar{u} = \begin{cases} \eta u_{i+1,j,l} + (1 - \lambda - \mu - \eta) u_{i+1,j+1,l} & \text{if } (x, y) \in 1-4-5-8 \searrow \cap 1-2-7-8 \downarrow \text{ (Fig. 3(a))}, \\ \eta u_{i+1,j,l+1} + (1 - \lambda - \mu - \eta) u_{i+1,j,l} & \text{if } (x, y) \in 1-4-5-8 \searrow \cap 1-3-6-8 \downarrow \cap 1-2-7-8 \uparrow \text{ (Fig. 3(b))}, \\ \eta u_{i+1,j,l+1} + (1 - \lambda - \mu - \eta) u_{i,j,l+1} & \text{if } (x, y) \in 1-4-5-8 \searrow \cap 1-3-6-8 \uparrow \cap 1-2-7-8 \uparrow \text{ (Fig. 3(c))}, \end{cases}$$

$$\bar{u} = \begin{cases} \eta u_{i,j,l+1} + (1 - \lambda - \mu - \eta) u_{i,j+1,l+1} & \text{if } (x, y) \in 1-4-5-8 \nearrow \cap 1-2-7-8 \uparrow \text{ (Fig. 4(a))}, \\ \eta u_{i,j+1,l} + (1 - \lambda - \mu - \eta) u_{i,j+1,l+1} & \text{if } (x, y) \in 1-4-5-8 \nearrow \cap 1-3-6-8 \uparrow \cap 1-2-7-8 \downarrow \text{ (Fig. 4(b))}, \\ \eta u_{i,j+1,l} + (1 - \lambda - \mu - \eta) u_{i+1,j+1,l} & \text{if } (x, y) \in 1-4-5-8 \nearrow \cap 1-3-6-8 \downarrow \cap 1-2-7-8 \downarrow \text{ (Fig. 4(c))}. \end{cases}$$

4.2.2 Implicit PLA

As in the two-dimensional case, since u_N is linear over each simplex, a target point $\mathbf{f}(\mathbf{z}, \boldsymbol{\xi}^k) \in \mathbb{R}^3$ and its approximate utility value $u_N(\mathbf{f}(\mathbf{z}, \boldsymbol{\xi}^k))$ have the same convex combination. We use binary variables $h_{i,j,l,k}^{1u}, h_{i,j,l,k}^{1m}, h_{i,j,l,k}^{1l}$ to characterize whether point $\mathbf{f}(\mathbf{z}, \boldsymbol{\xi}^k)$ lies in the upper or middle, or lower simplex in Part 1-2-4-5-6-8 or beyond, see Figure 3. Likewise, we use binary variables $h_{i,j,l,k}^{2u}, h_{i,j,l,k}^{2m}, h_{i,j,l,k}^{2l}$ to characterize whether $\mathbf{f}(\mathbf{z}, \boldsymbol{\xi}^k)$ lies in the upper, or middle, or lower simplex in Part 1-3-4-5-7-8 or beyond, see Figure 4. As in the bi-attribute case, we can identify the coefficients of the convex combinations by solving a system of linear equalities and inequalities:

$$\sum_{i=1}^{N_1} \sum_{j=1}^{N_2} \sum_{l=1}^{N_3} \alpha_{i,j,l}^k = 1, \quad k = 1, \dots, K, \quad (4.9a)$$

$$\sum_{i=1}^{N_1} \sum_{j=1}^{N_2} \sum_{l=1}^{N_3} \alpha_{i,j,l}^k x_i = f_1^k, \quad \sum_{i=1}^{N_1} \sum_{j=1}^{N_2} \sum_{l=1}^{N_3} \alpha_{i,j,l}^k y_j = f_2^k, \quad \sum_{i=1}^{N_1} \sum_{j=1}^{N_2} \sum_{l=1}^{N_3} \alpha_{i,j,l}^k z_l = f_3^k, \quad (4.9b)$$

$$k = 1, \dots, K,$$

$$\sum_{i=1}^{N_1-1} \sum_{j=1}^{N_2-1} \sum_{l=1}^{N_3-1} h_{i,j,l,k}^{1u} + h_{i,j,l,k}^{1m} + h_{i,j,l,k}^{1l} + h_{i,j,l,k}^{2u} + h_{i,j,l,k}^{2m} + h_{i,j,l,k}^{2l} = 1, \quad (4.9c)$$

$$k = 1, \dots, K,$$

$$\mathbf{h}_k^{\tau u}, \mathbf{h}_k^{\tau m}, \mathbf{h}_k^{\tau l} \in \{0, 1\}^{(N_1-1)(N_2-1)(N_3-1)}, \quad \tau = 1, 2, \quad k = 1, \dots, K, \quad (4.9d)$$

$$0 \leq \alpha_{i,j,l}^k \leq \sum_{\nu=1}^{\text{VIII}} H_{i,j,l,k}^{\nu}, \quad i = 1, \dots, N_1, \quad j = 1, \dots, N_2, \quad l = 1, \dots, N_3, \quad (4.9e)$$

$$k = 1, \dots, K,$$

where $\mathbf{h}_k^{\tau u} := (h_{1,1,1,k}^{\tau u}, \dots, h_{N_1-1,N_2-1,N_3-1,k}^{\tau u})^T$, $\mathbf{h}_k^{\tau m} := (h_{1,1,1,k}^{\tau m}, \dots, h_{N_1-1,N_2-1,N_3-1,k}^{\tau m})^T$, $\mathbf{h}_k^{\tau l} := (h_{1,1,1,k}^{\tau l}, \dots, h_{N_1-1,N_2-1,N_3-1,k}^{\tau l})^T$ for $\tau = 1, 2, k = 1, \dots, K$, and

$$\begin{aligned} H_{i,j,l,k}^{\text{I}} &:= h_{i,j,l,k}^{1u} + h_{i,j,l,k}^{1m} + h_{i,j,l,k}^{1l} + h_{i,j,l,k}^{2u} + h_{i,j,l,k}^{2m} + h_{i,j,l,k}^{2l}, \\ H_{i,j,l,k}^{\text{II}} &:= h_{i-1,j,l,k}^{1m} + h_{i-1,j,l,k}^{1l}, & H_{i,j,l,k}^{\text{III}} &:= h_{i-1,j-1,l,k}^{1l} + h_{i-1,j-1,l,k}^{2l}, \\ H_{i,j,l,k}^{\text{IV}} &:= h_{i,j-1,l,k}^{2m} + h_{i,j-1,l,k}^{2l}, & H_{i,j,l,k}^{\text{V}} &:= h_{i,j,l-1,k}^{1u} + h_{i,j,l-1,k}^{2u}, \\ H_{i,j,l,k}^{\text{VI}} &:= h_{i-1,j,l-1,k}^{1u} + h_{i-1,j,l-1,k}^{1m}, & H_{i,j,l,k}^{\text{VIII}} &:= h_{i,j-1,l-1,k}^{2u} + h_{i,j-1,l-1,k}^{2m}, \\ H_{i,j,l,k}^{\text{VII}} &:= h_{i-1,j-1,l-1,k}^{1u} + h_{i-1,j-1,l-1,k}^{1m} + h_{i-1,j-1,l-1,k}^{1l} + h_{i-1,j-1,l-1,k}^{2u} \end{aligned}$$

$$+h_{i-1,j-1,l-1,k}^{2m} + h_{i-1,j-1,l-1,k}^{2l},$$

$\mathbf{f}(\mathbf{w}, \boldsymbol{\xi}^k) = (f_1^k, f_2^k, f_3^k)^T$, $f_i^k := f_i(\mathbf{w}, \boldsymbol{\xi}^k)$ for $i = 1, 2, 3$, $h_{0,*,*,*}^* = h_{*,0,*,*}^* = h_{*,*,0,*}^* = h_{N_1,*,*,*}^* = h_{*,N_2,*,*}^* = h_{*,*,N_3,*}^* = 0$. Constraint (4.9c) imposes the restriction that only one is active for the convex combination among all 6 simplices. Constraint (4.9e) imposes that the only nonzero $\alpha_{i,j,l}^k$ can be those associated with the four vertices of such simplex, see Figure 5. $H_{i,j,l,k}^\nu$ represents the sum of $h_{i,j,l,k}^*$ with $* \in \{1u, 1m, 1l, 2u, 2m, 2l\}$ in Octant ν that are related to point (x_i, y_j, z_l) for $\nu = \text{I}, \dots, \text{VIII}$. Specifically, there are 6 simplices in Octant I that are related to point (x_i, y_j, z_l) , and the corresponding binary variables are $h_{i,j,l,k}^{1u}$, $h_{i,j,l,k}^{1m}$, $h_{i,j,l,k}^{1l}$, $h_{i,j,l,k}^{2u}$, $h_{i,j,l,k}^{2m}$, $h_{i,j,l,k}^{2l}$. There are two triangles in Octant II that are related to (x_i, y_j, z_l) , and the corresponding binary variables are $h_{i-1,j,l,k}^{1m}$ and $h_{i-1,j,l,k}^{1l}$. The related binary variables in Octant III-VIII can also be observed. Such $h_{i,j,l,k}^*$ can be used to identify which vertices are used to represent $\mathbf{f}(\mathbf{z}, \boldsymbol{\xi}^k)$. For example, if $h_{i,j,l,k}^{1l} = 1$, then $\mathbf{f}(\mathbf{z}, \boldsymbol{\xi}^k)$ lies in the lower simplex in the former part of cube $X_i \times Y_j \times Z_l$. This is indicated by the fact that $\alpha_{i,j,l}^k \leq h_{i,j,l,k}^{1l} = 1$, $\alpha_{i+1,j+1,l+1}^k \leq h_{i,j,l,k}^{1l} = 1$, $\alpha_{i+1,j,l}^k \leq h_{i,j,l,k}^{1l} = 1$, $\alpha_{i+1,j+1,l}^k \leq h_{i,j,l,k}^{1l} = 1$, and $\alpha_{i',j',l'}^k = 0$ for $(i', j', l') \notin \{(i, j, l), (i+1, j+1, l+1), (i+1, j, l), (i+1, j+1, l)\}$, see Figure 5 for the 24 simplices that are related to point (x_i, y_j, z_l) .

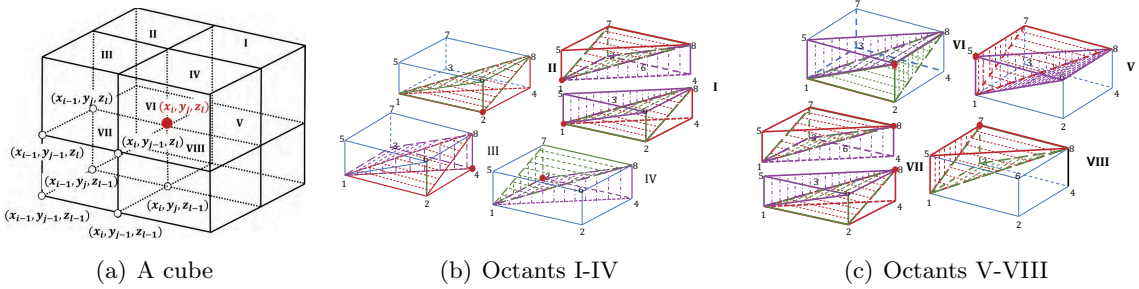


Figure 5: (a) divides a cube into 8 sub-cubes denoted by octants I, II, III, IV, V, VI, VII and VIII. The red point in (a)-(c) is (x_i, y_j, z_l) . (b) & (c) illustrate all the 24 simplices related to the point (x_i, y_j, z_l) , which prompts the last constraint in problem (4.9). (b) represents the cases in octants I-IV. In octant I, the vertex 1 is (x_i, y_j, z_l) , and there are six simplices containing the red point (x_i, y_j, z_l) . In octant II, the vertex 1 is (x_{i-1}, y_j, z_l) , and there are two simplices containing the red point. In octant III, the vertex 1 is (x_{i-1}, y_{j-1}, z_l) , and there are two simplices containing the red point. In octant IV, the vertex 1 is (x_i, y_{j-1}, z_l) , and there are two simplices containing the red point. (c) represents the cases in octants V-VIII. In octant V, the vertex 1 is (x_i, y_j, z_{l-1}) , and there are two simplices containing the red point. In octant VI, the vertex 1 is (x_{i-1}, y_j, z_{l-1}) , and there are two simplices containing the red point. In octant VII, the vertex 1 is $(x_{i-1}, y_{j-1}, z_{l-1})$, and there are six simplices containing the red point. In octant VIII, the vertex 1 is (x_i, y_{j-1}, z_{l-1}) , and there are two simplices containing the red point.

Consequently, we can reformulate the tri-attribute utility maximization problem $\max_{\mathbf{w} \in Z} \sum_{k=1}^K p_k [u_N(\mathbf{f}(\mathbf{w}, \boldsymbol{\xi}^k))]$ as:

$$\max_{\mathbf{w} \in Z, \boldsymbol{\alpha}, \mathbf{h}^l, \mathbf{h}^m, \mathbf{h}^u} \sum_{k=1}^K p_k \sum_{i=1}^{N_1} \sum_{j=1}^{N_2} \sum_{l=1}^{N_3} \alpha_{i,j,l}^k u_{i,j,l}^k \quad (4.10a)$$

$$\text{s.t.} \quad \text{constraints (4.9a) - (4.9e)}, \quad (4.10b)$$

where $\boldsymbol{\alpha} := (\boldsymbol{\alpha}^1, \dots, \boldsymbol{\alpha}^K) \in \mathbb{R}^{(N_1 N_2 N_3) \times K}$, $\boldsymbol{\alpha}^k := (\alpha_{1,1,1}^k, \dots, \alpha_{N_1, N_2, N_3}^k)^T$ for $k = 1, \dots, K$, $\mathbf{h}^u := (h_1^{1u}, \dots, h_K^{1u}, h_1^{2u}, \dots, h_K^{2u}) \in \mathbb{R}^{(N_1-1)(N_2-1)(N_3-1) \times 2K}$, $\mathbf{h}^m := (h_1^{1m}, \dots, h_K^{1m}, h_1^{2m}, \dots, h_K^{2m})$, $\mathbf{h}^l := (h_1^{1l}, \dots, h_K^{1l}, h_1^{2l}, \dots, h_K^{2l})$, $\mathbf{u} := (u_{1,1,1}, \dots, u_{N_1, N_2, N_3})^T \in \mathbb{R}^{N_1 N_2 N_3}$. If $f(\mathbf{w}, \boldsymbol{\xi})$ is

linear in \mathbf{w} , then (4.10) is an MILP. Extending this to the UPRO model, we consider the ambiguity set \mathcal{U}_N constructed by pairwise comparison of questions $(\mathbf{A}_m, \mathbf{B}_m)$. Under Assumption 3.3, suppose that the set of gridpoints $\{(x_i, y_j, z_l) : i = 1, \dots, N_1, j = 1, \dots, N_2, l = 1, \dots, N_3\}$ contains all the outcomes of lotteries \mathbf{A}_m and \mathbf{B}_m for $m = 1, \dots, M$, then we can solve the tri-attribute utility preference robust optimization (TUPRO) problem by solving the approximate TUPRO-N problem $\max_{\mathbf{z} \in Z} \min_{u_N \in \mathcal{U}_N} \sum_{k=1}^K p_k [u_N(\mathbf{f}(\mathbf{z}, \boldsymbol{\xi}^k))]$ as:

$$\max_{\mathbf{z} \in Z} \min_{\substack{\boldsymbol{\alpha}, \mathbf{h}^u, \mathbf{h}^m \\ \mathbf{h}^l, \mathbf{u}}} \sum_{k=1}^K p_k \sum_{i=1}^{N_1} \sum_{j=1}^{N_2} \sum_{l=1}^{N_3} \alpha_{i,j,l}^k u_{i,j,l} \quad (4.11a)$$

$$\text{s.t. } u_{i+1,j,l} \geq u_{i,j,l}, i = 1, \dots, N_1 - 1, j = 1, \dots, N_2, l = 1, \dots, N_3, \quad (4.11b)$$

$$u_{i,j+1,l} \geq u_{i,j,l}, i = 1, \dots, N_1, j = 1, \dots, N_2 - 1, l = 1, \dots, N_3, \quad (4.11c)$$

$$u_{i,j,l+1} \geq u_{i,j,l}, i = 1, \dots, N_1, j = 1, \dots, N_2, l = 1, \dots, N_3 - 1, \quad (4.11d)$$

$$u_{i+1,j,l} - u_{i,j,l} \leq L(x_{i+1} - x_i), \\ i = 1, \dots, N_1 - 1, j = 1, \dots, N_2, l = 1, \dots, N_3, \quad (4.11e)$$

$$u_{i,j+1,l} - u_{i,j,l} \leq L(y_{j+1} - y_j), \\ i = 1, \dots, N_1, j = 1, \dots, N_2 - 1, l = 1, \dots, N_3, \quad (4.11f)$$

$$u_{i,j,l+1} - u_{i,j,l} \leq L(z_{l+1} - z_l), \\ i = 1, \dots, N_1, j = 1, \dots, N_2, l = 1, \dots, N_3 - 1, \quad (4.11g)$$

$$u_{1,1,1} = 0, u_{N_1, N_2, N_3} = 1, \quad (4.11h)$$

$$\sum_{i=1}^{N_1} \sum_{j=1}^{N_2} \sum_{l=1}^{N_3} (\mathbb{P}(\mathbf{B}_m = (x_i, y_j, z_l)) - \mathbb{P}(\mathbf{A}_m = (x_i, y_j, z_l))) u_{i,j,l} \leq 0, \\ m = 1, \dots, M, \quad (4.11i)$$

$$\text{constraints (4.9a) - (4.9e),} \quad (4.11j)$$

where $\mathbf{u} := (u_{1,1,1}, \dots, u_{N_1, N_2, N_3})^T \in \mathbb{R}^{N_1 N_2 N_3}$. We can solve problem (4.11) by a Dfree method, where the inner problem is an MILP when $\mathbf{f}(\mathbf{z}, \boldsymbol{\xi})$ is linear in \mathbf{z} . It is also possible to reformulate the problem further as a single MILP, we leave this for interested readers.

4.3 Multi-attribute case

Since a large number of simplices are needed to partition hypercubes of dimension greater than three (see [34]), we give a general framework for the m attributes case. For $\mathbf{x} \in \mathbb{R}^m$, we can divide the domain of utility $\times_{i=1}^m [x_i, \bar{x}_i]$ into $(N_1 - 1) \times (N_2 - 1) \times \dots \times (N_m - 1)$ subsets $\{\times_{i=1}^m [x_{i,j}, x_{i,j+1}] : j = 1, \dots, N_i - 1\}$. We denote the values of u_N at $(x_{1,j_1}, \dots, x_{m,j_m})$ by u_{1,j_1, \dots, m,j_m} for $j_i = 1, \dots, N_i, i = 1, \dots, m$. We reshape $(u_{1,j_1, \dots, m,j_m})_{N_1 \times \dots \times N_m} \in \mathbb{R}^{N_1 \times \dots \times N_m}$ as a vector $\mathbf{u} = (u_1, \dots, u_V)^T \in \mathbb{R}^V$ with $V := N_1 \times \dots \times N_m$, and label the corresponding vertices by $1, \dots, V$. We divide the domain $\times_{i=1}^m [x_i, \bar{x}_i]$ into mutually exclusive simplices and label them by $1, \dots, S$. The v -th vertice is $\mathbf{x}_v := (x_{1,v}, \dots, x_{i,v}, \dots, x_{m,v})^T \in \mathbb{R}^m$ for $v = 1, \dots, V$. Let \mathcal{V}_s denote the set of vertices of the s -th simplex. As in the bi-attribute and tri-attribute cases, for given $\mathbf{f}(\mathbf{z}, \boldsymbol{\xi}^k) = (f_1(\mathbf{z}, \boldsymbol{\xi}^k), f_2(\mathbf{z}, \boldsymbol{\xi}^k), \dots, f_m(\mathbf{z}, \boldsymbol{\xi}^k))^T$, we can identify the simplex containing $\mathbf{f}(\mathbf{z}, \boldsymbol{\xi}^k)$ and obtain the coefficients of the representation of \mathbf{u} at $\mathbf{f}(\mathbf{z}, \boldsymbol{\xi}^k)$ in terms

of the utility values at the vertices of the simplex by solving a system of linear equalities and inequalities:

$$\sum_{v=1}^V \alpha_v^k = 1, \quad k = 1, \dots, K, \quad (4.12a)$$

$$\sum_{v=1}^V \alpha_v^k x_{i_v} = f_i(\mathbf{z}, \boldsymbol{\xi}^k), \quad i = 1, \dots, m, \quad k = 1, \dots, K, \quad (4.12b)$$

$$\sum_{s=1}^S h_s^k = 1, \quad h_s^k \in \{0, 1\}, \quad s = 1, \dots, S, \quad k = 1, \dots, K, \quad (4.12c)$$

$$0 \leq \alpha_v^k \leq \sum_{s: \mathbf{x}_v \in \mathcal{V}_s} h_s^k, \quad v = 1, \dots, V, \quad k = 1, \dots, K, \quad (4.12d)$$

where $s : \mathbf{x}_v \in \mathcal{V}_s$ means all $s \in \{1, \dots, S\}$ satisfying that the vertex \mathbf{x}_v belongs to the set \mathcal{V}_s . Constraint (4.12d) implies that only α_v values different from 0 are those associated with the vertices of the simplex. Then we can reformulate the multi-attribute utility maximization problem $\max_{\mathbf{z} \in Z} \sum_{k=1}^K p_k [u_N(\mathbf{f}(\mathbf{z}, \boldsymbol{\xi}^k))]$ as an MIP (see e.g. [58]),

$$\max_{\mathbf{z} \in Z, \boldsymbol{\alpha}, \mathbf{h}} \sum_{k=1}^K p_k \sum_{v=1}^V \alpha_v^k u_v \quad (4.13a)$$

$$\text{s.t. constraints (4.12a) -- (4.12d),} \quad (4.13b)$$

where $\boldsymbol{\alpha} := (\boldsymbol{\alpha}^1, \dots, \boldsymbol{\alpha}^K) \in \mathbb{R}^{V \times K}$, $\mathbf{h} := (\mathbf{h}^1, \dots, \mathbf{h}^K) \in \mathbb{R}^{S \times K}$. If $f(\mathbf{z}, \boldsymbol{\xi})$ is linear in \mathbf{z} , then problem (4.13) is an MILP. We continue to assume that the ambiguity set \mathcal{U}_N is constructed by pairwise comparisons of lotteries \mathbf{A}_l and \mathbf{B}_l with $l = 1, \dots, M$. Let $\tilde{\mathcal{U}}_N = \mathcal{U}_N \cap \{u_N : u_N \text{ is Lipschitz with its modulus } L\}$. Consequently, we can solve the multi-attribute utility preference robust problem by solving MUPRO-N problem $\max_{\mathbf{z} \in Z} \min_{u_N \in \tilde{\mathcal{U}}_N} \sum_{k=1}^K p_k [u_N(\mathbf{f}(\mathbf{z}, \boldsymbol{\xi}^k))]$ as an MIP:

$$\max_{\mathbf{z} \in Z} \min_{\mathbf{u}, \boldsymbol{\alpha}, \mathbf{h}} \sum_{k=1}^K p_k \sum_{v=1}^V \alpha_v^k u_v \quad (4.14a)$$

$$\text{s.t. constraints (4.12a) -- (4.12d),} \quad (4.14b)$$

$$u_{1_{j_1}, \dots, i_{j_i+1}, \dots, m_{j_m}} \geq u_{1_{j_1}, \dots, i_{j_i}, \dots, m_{j_m}}, \quad j_i = 1, \dots, N_i, i = 1, \dots, m, \quad (4.14c)$$

$$u_{1_{j_1}, \dots, i_{j_i+1}, \dots, m_{j_m}} - u_{1_{j_1}, \dots, i_{j_i}, \dots, m_{j_m}} \leq L(x_{i_{j_i+1}} - x_{i_{j_i}}), \quad j_i = 1, \dots, N_i, i = 1, \dots, m, \quad (4.14d)$$

$$u_1 = 0, \quad u_V = 1, \quad (4.14e)$$

$$\sum_{v=1}^V \mathbb{P}(\mathbf{B}_l = \mathbf{x}_v) u_v \leq \sum_{v=1}^V \mathbb{P}(\mathbf{A}_l = \mathbf{x}_v) u_v, \quad l = 1, \dots, M, \quad (4.14f)$$

where $\mathbf{u} \in \mathbb{R}^V$, $\boldsymbol{\alpha} = (\boldsymbol{\alpha}^1, \dots, \boldsymbol{\alpha}^K) \in \mathbb{R}^{V \times K}$, $\mathbf{h} = (\mathbf{h}^1, \dots, \mathbf{h}^K) \in \mathbb{R}^{S \times K}$. Constraint (4.14c) represents the non-decreasing property of the utility function. Constraint (4.14d) represents the Lipschitz continuity of u_N and (4.14e) characterizes the normalization of u_N .

5 Error bounds for the PLA

In the previous section, we outline computational schemes to solve BUPRO-N problem. In this section, we investigate the error bounds of the optimal value and the optimal solutions obtained from solving BUPRO-N problem when we use them to approximate the optimal value and optimal solutions of BUPRO problem. Notice that the only difference between the two maximin optimization problems is the feasible set of the inner minimization problem, thus we proceed with our investigation by quantifying the difference between \mathcal{U}_N and \mathcal{U} and then apply classical stability results in parametric programming to derive the error bounds of the optimal value and optimal solutions. Proofs of all technical results are deferred to the appendix.

To ease the exposition, we write $\langle u, \psi_l \rangle$ for $\int_T u(x, y) d\psi_l(x, y)$, and subsequently (2.5) as

$$\mathcal{U} = \{u \in \mathcal{U} : \langle u, \psi \rangle \leq \mathbf{C}\}, \quad (5.1)$$

where $\psi := (\psi_1(x, y), \dots, \psi_M(x, y))^T \in \mathbb{R}^M$, $\mathbf{C} := (c_1, \dots, c_M)^T \in \mathbb{R}^M$. Note that $\langle u, \psi_l \rangle$ should not be read as a kind of inner product as we cannot swap the positions between u and ψ_l . We adopt the notation since (5.1) clearly indicates \mathcal{U} as the set of the solutions of the inequality system $\langle u, \psi \rangle \leq \mathbf{C}$ relative to \mathcal{U} . To quantify the difference between two utility functions, we define, for any $u, v \in \mathcal{U}$, the pseudo-metric between u and v under the function set \mathcal{G} by

$$\mathbf{dl}_{\mathcal{G}}(u, v) := \sup_{g \in \mathcal{G}} |\langle g, u \rangle - \langle g, v \rangle|.$$

It is easy to observe that $\mathbf{dl}_{\mathcal{G}}(u, v) = 0$ if and only if $\langle g, u \rangle = \langle g, v \rangle$ for all $g \in \mathcal{G}$. In practice, we may regard \mathcal{G} as a set of “test functions” associated with some prospects and interpret u as a measure induced by utility. The pseudo-metric means that if u and v give the same average value for each $g \in \mathcal{G}$, then they are regarded as “equal” under $\mathbf{dl}_{\mathcal{G}}$ although they may not be identical. Thus $\mathbf{dl}_{\mathcal{G}}$ is a kind of pseudo-metric defined over the space of utility-induced measures \mathcal{U} . This definition is in parallel to a similar definition in probability theory, where u and v are in a position of probability measures and the corresponding pseudo-metric is known as ζ -metric, see [49]. Here we continue to adopt the terminology although the background is different.

Example 5.1 Recall that $T = [\underline{x}, \bar{x}] \times [\underline{y}, \bar{y}]$.

(a) Let

$$\mathcal{G} = \mathcal{G}_M := \left\{ g : T \rightarrow \mathbb{R} \mid g \text{ is measurable, } \sup_{\mathbf{t} \in T} |g(\mathbf{t})| \leq 1 \right\}.$$

Then $\mathbf{dl}_{\mathcal{G}_M}(u, v)$ corresponds to the total variation metric and $\mathbf{dl}_{\mathcal{G}}(u, v) \leq 1$.

(b) Let

$$\mathcal{G} = \mathcal{G}_K := \{g : T \rightarrow \mathbb{R} \mid g \text{ is Lipschitz continuous with the modulus bounded by } 1\}. \quad (5.2)$$

Then $\mathbf{dl}_{\mathcal{G}_K}(u, v)$ corresponds to the Kantorovich metric in which case we have $\mathbf{dl}_{\mathcal{G}_K}(u, v) = \int_T \|\mathbf{t} - \mathbf{t}'\| d\pi(\mathbf{t}, \mathbf{t}') \leq \sqrt{(\bar{x} - \underline{x})^2 + (\bar{y} - \underline{y})^2}$, where $\int_T \pi(\mathbf{t}, \mathbf{t}') d\mathbf{t}' = u(\mathbf{t})$, $\int_T \pi(\mathbf{t}, \mathbf{t}') d\mathbf{t} = v(\mathbf{t}')$ and $\|\mathbf{t}\|$ denotes the Euclidean norm.

(c) Let $\mathcal{G} := \mathcal{G}_L \cap \mathcal{G}_M$. Then $\text{dl}_{\mathcal{G}}(u, v)$ corresponds to the bounded Lipschitz metric and $\text{dl}_{\mathcal{G}}(u, v) \leq \min \left\{ 1, \sqrt{(\bar{x} - \underline{x})^2 + (\bar{y} - \underline{y})^2} \right\}$.

(d) Let

$$\mathcal{G} = \mathcal{G}_I := \{g : T \rightarrow \mathbb{R} \mid g = \mathbb{1}_{[\underline{x}, \bar{x}] \times [\underline{y}, \bar{y}]}(\cdot), (x, y) \in T\}.$$

Then $\text{dl}_{\mathcal{G}_I}(u, v)$ corresponds to the Kolmogorov metric in which case we have $\text{dl}_{\mathcal{G}_I}(u, v) \leq 1$.

For any two sets $U, V \subset \mathcal{U}$, let $\mathbb{D}_{\mathcal{G}}(U, V) := \sup_{u \in U} \inf_{v \in V} \text{dl}_{\mathcal{G}}(u, v)$, which quantifies the deviation of U from V and $\mathbb{H}_{\mathcal{G}}(U, V) := \max \{\mathbb{D}_{\mathcal{G}}(U, V), \mathbb{D}_{\mathcal{G}}(V, U)\}$, which denotes the Hausdorff distance between the two sets under the pseudo-metric. By convention, when $U = \{u\}$ is a singleton, we write the distance $\text{dl}_{\mathcal{G}}(u, V)$ from u to set V rather than $\mathbb{D}_{\mathcal{G}}(U, V)$.

Using the pseudo-metric, we can derive an error bound of any utility function $u \in \mathcal{U}$ deviating from \mathcal{U} in terms of the residual of the linear system defining \mathcal{U} . This type of result is known as Hoffman's lemma. We state this in the next lemma.

Lemma 5.1 (Hoffman's lemma) Consider (5.1). Assume: (a) \mathcal{G} is chosen so that the resulting pseudo-distance between any two utility functions is finite-valued, and (b) there exist a constant α and a function $u^0 \in \mathcal{U}$ such that

$$\langle u^0, \boldsymbol{\psi} \rangle - \mathbf{C} + \alpha \mathbb{B}^M \subset \mathbb{R}_-^M. \quad (5.3)$$

Then

$$\text{dl}_{\mathcal{G}}(u, \mathcal{U}) \leq \frac{\text{dl}_{\mathcal{G}}(u, u^0)}{\alpha} \|(\langle u, \boldsymbol{\psi} \rangle - \mathbf{C})_+\| \quad \forall u \in \mathcal{U}, \quad (5.4)$$

where $(\mathbf{a})_+ := \max\{0, \mathbf{a}\}$ which is taken componentwise.

Condition (5.3) is known as Slater's condition. It implies that there is at least one utility function u^0 such that $\langle u, \boldsymbol{\psi} \rangle$ lies in the interior of \mathbb{R}_-^M . This kind of condition is widely used in the literature of Hoffman's lemma for linear and convex systems, see [48] and references therein. Since the proof of Hoffman's lemma in the case that utility function in \mathbb{R}^2 is similar to the case with utility function in \mathbb{R} ([28]), we omit the details.

5.1 Error bound on the ambiguity set

We move on to quantify the difference between \mathcal{U} and \mathcal{U}_N . First, we give the following technical result.

Proposition 5.1 Let $u \in \mathcal{U}$ and u_N be the PLA of u defined as in Proposition 3.1, then the following assertions hold:

(i) If $\mathcal{G} = \mathcal{G}_K$, then

$$\text{dl}_{\mathcal{G}_K}(u, u_N) \leq 2(\beta_{N_1}^2 + \beta_{N_2}^2)^{1/2}, \quad (5.5)$$

where \mathcal{G}_K is defined as in Example 5.1 (b) and

$$\beta_{N_1} := \max_{i=2, \dots, N_1} (x_i - x_{i-1}), \quad \beta_{N_2} := \max_{j=2, \dots, N_2} (y_j - y_{j-1}). \quad (5.6)$$

(ii) If $\mathcal{G} = \mathcal{G}_I$ and u is Lipschitz continuous over T with the modulus L , then

$$\text{dl}_{\mathcal{G}_I}(u, u_N) \leq 2L(\beta_{N_1} + \beta_{N_2}), \quad (5.7)$$

where \mathcal{G}_I is defined as in Example 5.1 (d).

With Lemma 5.1 and Proposition 5.1, we are ready to quantify the difference between \mathcal{U}_N and \mathcal{U} .

Theorem 5.1 (Error bound on $\mathbb{H}_{\mathcal{G}}(\mathcal{U}_N, \mathcal{U})$) Assume: (a) Slater's condition in Lemma 5.1 is satisfied; (b) $\int_T d\psi_l(t)$ is well-defined; (c) u is Lipschitz continuous over T with the modulus L . Then there exist a positive constant $\hat{\alpha} < \alpha$, N_1^0 and N_2^0 such that the following assertions hold for specific \mathcal{G} defined as in Example 5.1.

(i) If $\mathcal{G} = \mathcal{G}_K$, then

$$\begin{aligned} \mathbb{H}_{\mathcal{G}_K}(\mathcal{U}, \mathcal{U}_N) &\leq 2(\beta_{N_1}^2 + \beta_{N_2}^2)^{1/2} \\ &\quad + L(\beta_{N_1} + \beta_{N_2}) \frac{((\bar{x} - \underline{x})^2 + (\bar{y} - \underline{y})^2)^{1/2}}{\hat{\alpha}} \left(\sum_{l=1}^M \left| \int_T d\psi_l(t) \right|^2 \right)^{1/2} \end{aligned} \quad (5.8)$$

for all $N_1 \geq N_1^0$ and $N_2 \geq N_2^0$.

(ii) If $\mathcal{G} = \mathcal{G}_I$, then

$$\mathbb{H}_{\mathcal{G}_I}(\mathcal{U}, \mathcal{U}_N) \leq L(\beta_{N_1} + \beta_{N_2}) \left(2 + \frac{1}{\hat{\alpha}} \left(\sum_{l=1}^M \left| \int_T d\psi_l(t) \right|^2 \right)^{1/2} \right) \quad (5.9)$$

for all $N_1 \geq N_1^0$ and $N_2 \geq N_2^0$, where β_{N_1} , β_{N_2} are defined as in (5.6) and $\beta_{N_i} \rightarrow 0$ as $N_i \rightarrow \infty$ for $i = 1, 2$.

The constant $\hat{\alpha}$ is related to Slater's condition for the linear system when the utility function is restricted to space \mathcal{U}_N , see [28, pages 16]. It is well-known that Kolmogorov metric $\text{dl}_{\mathcal{G}_I}$ is tighter than Kantorovich metric $\text{dl}_{\mathcal{G}_K}$ defined as in Example 5.1 (b) and (d) because the former is about the largest difference between two utility functions whereas the latter is about the area between the graphs of the two utility functions, see [24]. Consequently, $\mathbb{H}_{\mathcal{G}_I}(\mathcal{U}_N, \mathcal{U})$ is tighter than $\mathbb{H}_{\mathcal{G}_K}(\mathcal{U}_N, \mathcal{U})$. The following corollary shows that the second term disappears in both cases when ψ_l , $l = 1, \dots, M$ are simple functions.

Corollary 5.1 Let $u \in \mathcal{U}$. Assume that u is Lipschitz continuous over T with the modulus L . If ψ_l is a simple function taking constant values over each cell of T for $l = 1, \dots, M$, then $\mathbb{H}_{\mathcal{G}_K}(\mathcal{U}_N, \mathcal{U}) \leq 2(\beta_{N_1}^2 + \beta_{N_2}^2)^{1/2}$ and $\mathbb{H}_{\mathcal{G}_I}(\mathcal{U}_N, \mathcal{U}) \leq 2L(\beta_{N_1} + \beta_{N_2})$.

The corollary provides us with some useful insights: if ψ_l is a simple function for $l = 1, \dots, M$ (which corresponds to the case when the DM's preference is elicited via pairwise comparison lotteries), then we can construct the grid of T in such a way that ψ_l is constant over $T_{i,j}$ (the

vertices of the cells comprise all outcomes of the lotteries). In this way, we may effectively reduce the modelling error arising from PLA of the utility function. Note also that in this case, Slater's condition is not required, which means that the error bound holds for all N_1 and N_2 rather than for them to be sufficiently large.

5.2 Error bound on the optimal value and the optimal solution

We are now ready to quantify the difference between the BUPRO-N and BUPRO models. Let ϑ_N and ϑ denote the respective optimal values, and Z_N^* and Z^* denote the corresponding sets of optimal solutions.

Theorem 5.2 (Error bound on the optimal value and the optimal solution) *Assume the settings and conditions of Theorem 5.1. Then the following assertions hold.*

(i)

$$|\vartheta_N - \vartheta| \leq L(\beta_{N_1} + \beta_{N_2}) \left(3 + \frac{1}{\hat{\alpha}} \left(\sum_{l=1}^M \left| \int_T d\psi_l(t) \right|^2 \right)^{1/2} \right) \quad (5.10)$$

for all $N_1 \geq N_1^0$ and $N_2 \geq N_1^0$, where L , $\hat{\alpha}$, β_{N_1} , β_{N_2} , N_1^0 and N_2^0 are defined as in Theorem 5.1.

(ii) Let $v(\mathbf{z}) := \min_{u \in \mathcal{U}} \mathbb{E}_P[u(\mathbf{f}(\mathbf{z}, \boldsymbol{\xi}))]$. Define the growth function $\Lambda(\tau) := \min\{v(\mathbf{z}) - \vartheta^* : d(\mathbf{z}, Z^*) \geq \tau, \forall \mathbf{z} \in Z\}$ and $\Lambda^{-1}(\eta) := \sup\{\tau : \Lambda(\tau) \leq \eta\}$ where $d(\mathbf{z}, Z^*) = \inf_{\mathbf{z}' \in Z^*} \|\mathbf{z} - \mathbf{z}'\|$. Then

$$\mathbb{D}(Z_N^*, Z^*) \leq \Lambda^{-1} \left(2L(\beta_{N_1} + \beta_{N_2}) \left(3 + \frac{1}{\hat{\alpha}} \left(\sum_{l=1}^M \left| \int_T d\psi_l(t) \right|^2 \right)^{1/2} \right) \right), \quad (5.11)$$

where $\mathbb{D}(Z_N^*, Z^*) := \sup_{\mathbf{z} \in Z_N^*} \inf_{\mathbf{z}' \in Z^*} \|\mathbf{z} - \mathbf{z}'\|$.

Remark 5.1 (i) Note that ϑ is not computable whereas ϑ_N is. The error bound established in (5.10) gives the DM an interval centred at ϑ_N which contains ϑ . We can say that for a specified precision ϵ , we can use the inequality to estimate β_N such that $|\vartheta_N - \vartheta| \leq \epsilon$. In the case when x_1, \dots, x_{N_1} and y_1, \dots, y_{N_2} are evenly spread over $[\underline{x}, \bar{x}]$ and $[\underline{y}, \bar{y}]$, we know the specified precision is reached when $L \left(\frac{\bar{x} - \underline{x}}{N_1} + \frac{\bar{y} - \underline{y}}{N_2} \right) \left(3 + \frac{1}{\hat{\alpha}} \left(\sum_{l=1}^M \left| \int_T d\psi_l(\mathbf{t}) \right|^2 \right)^{1/2} \right) \leq \epsilon$.

(ii) The error bound (5.10) is established without restricting the utility functions to being concave and it is derived under the PLA scheme. We envisage that similar results may be obtained using spline approximation and leave interested readers to investigate. Note that these are mesh-dependent approximation schemes which means that the quality of approximation depends on the number of gridpoints $N = N_1 N_2$.

(iii) Let $u_N^{\text{worst}} \in \arg \min_{u_N \in \mathcal{U}_N} \sum_{k=1}^K p_k u_N(\mathbf{f}(\mathbf{z}^N, \boldsymbol{\xi}^k))$, where \mathbf{z}^N denotes the optimal solution of (3.10). Then $\text{dl}_{\mathcal{G}_T}(u^*, u_N^{\text{worst}}) = \sup_{\mathbf{t} \in T} |u^*(\mathbf{t}) - u_N^{\text{worst}}(\mathbf{t})|$. Let u_N^* denote the PLA of u^* with identical values at the gridpoints. Then

$$\text{dl}_{\mathcal{G}_T}(u^*, u_N^*) = \sup_{\mathbf{t} \in T} |u^*(\mathbf{t}) - u_N^*(\mathbf{t})| = \sup_{\substack{i=1, \dots, N_1-1, \\ j=1, \dots, N_2-1}} \sup_{\mathbf{t} \in T_{i,j}} |u^*(\mathbf{t}) - u_N^*(\mathbf{t})| \leq L(\beta_{N_1} + \beta_{N_2}),$$

and $\text{dl}_{\mathcal{G}_I}(u_N^*, u_N^{\text{worst}}) = \sup_{\mathbf{t} \in T} |u_N^*(\mathbf{t}) - u_N^{\text{worst}}(\mathbf{t})| = \max_{i=1, \dots, N_1, j=1, \dots, N_2} |u_N^*(\mathbf{t}_{i,j}) - u_N^{\text{worst}}(\mathbf{t}_{i,j})|$, where $\mathbf{t}_{i,j} := (x_i, y_j)$. In Section 7, we will examine how u_N^{worst} converges to u^* as the number of queries increases.

(iv) The error bounds established under $\text{dl}_{\mathcal{G}_I}$ and $\text{dl}_{\mathcal{G}_K}$ require conservative property of the utility function. Specifically, the bound of Hausdorff distance between \mathcal{U} and \mathcal{U}_N is related to two terms $\text{dl}_{\mathcal{G}}(u, u_N)$ and $\text{dl}_{\mathcal{G}}(u_N, u_N^0)$ (see (A.10)), where $u \in \mathcal{U}$, u_N is the PLA of u , and u_N^0 is defined in (A.7). It can be observed that in the case that $\mathcal{G} = \mathcal{G}_K$, the bound of $\text{dl}_{\mathcal{G}}(u, u_N)$ relies on the conservative property as shown in (A.5), whereas in the case $\mathcal{G} = \mathcal{G}_I$, the bound of $\text{dl}_{\mathcal{G}}(u_N, u_N^0)$ relies on the conservative property in Example 5.1 (d). This makes it difficult to extend the theoretical results to multivariate utility case. We leave this for future research.

Example 5.2 Consider the ambiguity set defined as in (2.4). Since \mathbf{A} is preferred, there exists some $u^0 \in \mathcal{U}$ and a small positive number ϵ such that $\int_T u^0(x, y) d(F_{\mathbf{A}}(x, y) - F_{\mathbf{B}}(x, y)) < -\epsilon$. Let $\alpha = -\epsilon - \int_T u^0(x, y) d(F_{\mathbf{A}}(x, y) - F_{\mathbf{B}}(x, y)) > 0$. Then Slater's condition (5.3) is satisfied. Let $\hat{\alpha} \in (0, \alpha)$ be such that $\int_T u_N^0(x, y) d(F_{\mathbf{A}}(x, y) - F_{\mathbf{B}}(x, y)) + \hat{\alpha} \in \mathbb{R}_-$. Observe that $\psi(x, y) := F_{\mathbf{A}}(x, y) - F_{\mathbf{B}}(x, y)$ satisfies $|\psi(x, y)| \leq 2$ for all $(x, y) \in T$. By Theorem 5.2, $|\vartheta - \vartheta_N| \leq L(\beta_{N_1} + \beta_{N_2})(3 + \frac{2}{\hat{\alpha}})$. Moreover, if \mathbf{A} and \mathbf{B} follow discrete distributions, then ψ is a step function. In that case, we may select the gridpoints in $\mathcal{X} \times \mathcal{Y}$ (in the PLA) from the gridpoints of ψ and subsequently it follows by Corollary 5.1 that $|\vartheta - \vartheta_N| \leq \mathbb{H}_{\mathcal{G}_I}(\mathcal{U}, \mathcal{U}_N) + L(\beta_{N_1} + \beta_{N_2}) \leq 3L(\beta_{N_1} + \beta_{N_2})$.

6 BUPRO models for constrained optimization problem

In this section, we extend the UPRO model to the expected utility maximization problem with expected utility constraints. Specifically, we consider the following problem:

$$\begin{aligned} \vartheta^* &:= \max_{\mathbf{z} \in Z} \mathbb{E}_P[u(\mathbf{f}(\mathbf{z}, \boldsymbol{\xi}))] \\ \text{s.t. } &\mathbb{E}_P[u(\mathbf{g}(\mathbf{z}, \boldsymbol{\xi}))] \geq c, \end{aligned} \quad (6.1)$$

where \mathbf{f} and \mathbf{g} are continuous functions and c is a constant. We may interpret \mathbf{f} as the total return of a portfolio and \mathbf{g} is an important part of it or vice versa. Suppose that the true utility function is unknown but it is possible to construct an ambiguity set \mathcal{U} using partially available information as we discussed earlier. Then we may consider the following maximin preference robust optimization problem

$$\begin{aligned} \hat{\vartheta} &:= \max_{\mathbf{z} \in Z} \min_{u \in \mathcal{U}} \mathbb{E}_P[u(\mathbf{f}(\mathbf{z}, \boldsymbol{\xi}))] \\ \text{s.t. } &\mathbb{E}_P[u(\mathbf{g}(\mathbf{z}, \boldsymbol{\xi}))] \geq c. \end{aligned} \quad (6.2)$$

In this formulation, we consider the same worst-case utility function in the objective and constraint. There is an alternative way to develop a robust formulation of (6.1):

$$\begin{aligned} \tilde{\vartheta} &:= \max_{\mathbf{z} \in Z} \min_{u \in \mathcal{U}} \mathbb{E}_P[u(\mathbf{f}(\mathbf{z}, \boldsymbol{\xi}))] \\ \text{s.t. } &\min_{u \in \mathcal{U}} \mathbb{E}_P[u(\mathbf{g}(\mathbf{z}, \boldsymbol{\xi}))] \geq c. \end{aligned} \quad (6.3)$$

Formulation (6.3) means that the worst-case utility in the objective and in the constraint might differ. It is easy to observe that $\tilde{\vartheta} \leq \hat{\vartheta}$ which means (6.3) is more conservative than (6.2). Moreover, if the true utility u^* lies within \mathcal{U} , then $\tilde{\vartheta} \leq \vartheta^*$. However, under some conditions, the two formulations are equivalent. The next proposition states this.

Proposition 6.1 *Let \hat{z} denote the optimal solution of problem (6.2) and*

$$\tilde{Z} := \left\{ z \in Z : \inf_{u \in \mathcal{U}} \mathbb{E}_P[u(\mathbf{g}(z, \xi))] - c \geq 0 \right\}. \quad (6.4)$$

If $\hat{z} \in \tilde{Z}$, then $\hat{\vartheta} = \tilde{\vartheta}$.

Proof. Let $\hat{v}(z)$ denote the optimal value of the inner minimization problem of (6.2) and

$$\tilde{v}(z) := \inf_{u \in \mathcal{U}} \mathbb{E}_P[u(\mathbf{f}(z, \xi))].$$

Let $\hat{\vartheta}$ and $\tilde{\vartheta}$ be defined as in (6.2) and (6.3). Define

$$\mathcal{U}(z) := \{u \in \mathcal{U} : \mathbb{E}_P[u(\mathbf{g}(z, \xi))] \geq c\}.$$

Since $\mathcal{U}(z) \subset \mathcal{U}$, then $\hat{v}(z) \geq \tilde{v}(z)$ for all $z \in Z$. Moreover, since $\tilde{Z} \subset Z$, then

$$\hat{\vartheta} = \max_{z \in Z} \hat{v}(z) \geq \max_{z \in \tilde{Z}} \tilde{v}(z) = \tilde{\vartheta}.$$

Conversely, for any $z \in \tilde{Z}$, $\mathcal{U}(z) = \mathcal{U}$. Thus, the assumption that $\hat{z} \in \tilde{Z}$ implies that $\mathcal{U}(\hat{z}) = \mathcal{U}$ and subsequently $\hat{v}(\hat{z}) = \tilde{v}(\hat{z})$. This shows $\hat{\vartheta} = \hat{v}(\hat{z}) = \tilde{v}(\hat{z}) \leq \tilde{\vartheta}$ because $\hat{z} \in \tilde{Z}$. \square

From a practical point of view, Proposition 6.1 is not useful in that we do not know the optimal solution \hat{z} and hence are unable to verify the condition $\hat{z} \in \tilde{Z}$. Consequently, it might be sensible to consider (6.2) as (6.3) might be too conservative. Using the definition of $\mathcal{U}(z)$, we can write (6.2) succinctly as

$$(\text{BUPRO-D}) \quad \max_{z \in Z} \min_{u \in \mathcal{U}(z)} \mathbb{E}_P[u(\mathbf{f}(z, \xi))]. \quad (6.5)$$

Problem (6.5) looks as if the ambiguity set $\mathcal{U}(z)$ is decision-dependent. We propose to use the PLA approach to solve problem (6.5). In this case,

$$\mathcal{U}_N(z) := \{u_N \in \mathcal{U}_N \mid \mathbb{E}_P[u_N(\mathbf{g}(z, \xi))] \geq c\},$$

where \mathcal{U}_N is defined as in (3.6). The approximate BUPRO can be subsequently written as

$$(\text{BUPRO-DN}) \quad \max_{z \in Z} \min_{u \in \mathcal{U}_N(z)} \mathbb{E}_P[u(\mathbf{f}(z, \xi))]. \quad (6.6)$$

The inner minimization problem based on EPLA can be reformulated as an LP:

$$\min_{\mathbf{u}} \sum_{k=1}^K p_k \sum_{i=1}^{N_1-1} \sum_{j=1}^{N_2-1} \mathbb{1}_{T_{i,j}}(\mathbf{f}^k) \left[u_{i,j}^{1l}(\mathbf{f}_1^k, \mathbf{f}_2^k) \mathbb{1}_{\left[0, \frac{y_{j+1}-y_j}{x_{i+1}-x_i}\right]} \left(\frac{f_2^k - y_j}{f_1^k - x_i} \right) \right]$$

$$\begin{aligned}
& + u_{i,j}^{1u}(f_1^k, f_2^k) \mathbb{1}_{\left(\frac{y_{j+1}-y_j}{x_{i+1}-x_i}, +\infty\right)} \left(\frac{f_2^k - y_j}{f_1^k - x_i} \right) \\
\text{s.t. } & \sum_{k=1}^K p_k \sum_{i=1}^{N_1-1} \sum_{j=1}^{N_2-1} \mathbb{1}_{T_{i,j}}(\mathbf{g}^k) \left[u_{i,j}^{1l}(g_1^k, g_2^k) \mathbb{1}_{\left[0, \frac{y_{j+1}-y_j}{x_{i+1}-x_i}\right]} \left(\frac{g_2^k - y_j}{g_1^k - x_i} \right) \right. \\
& \left. + u_{i,j}^{1u}(g_1^k, g_2^k) \mathbb{1}_{\left(\frac{y_{j+1}-y_j}{x_{i+1}-x_i}, +\infty\right)} \left(\frac{g_2^k - y_j}{g_1^k - x_i} \right) \right] \geq c, \\
& \text{constraints (3.16b) -- (3.16j),}
\end{aligned} \tag{6.7}$$

where $\mathbf{u} = \text{vec} \left((u_{i,j})_{1 \leq i \leq N_1}^{1 \leq j \leq N_2} \right) \in \mathbb{R}^{N_1 N_2}$, $\mathbf{g}^k := \mathbf{g}(\mathbf{z}, \boldsymbol{\xi}^k) = (g_1^k, g_2^k)^T$ with $g_1^k := g_1(\mathbf{z}, \boldsymbol{\xi}^k)$, $g_2^k := g_2(\mathbf{z}, \boldsymbol{\xi}^k)$. Since (6.7) is an LP for fixed \mathbf{z} , we can use a Dfree method to solve (6.6). Similar formulations can be derived based on the IPLA approach.

7 Numerical results

We have carried out numerical tests on the performances of the proposed models and computational schemes discussed in the previous sections by applying them to a portfolio optimization problem. In this section, we report the test results.

7.1 Setup

As an example of a real-life portfolio selection problem with uncertain project outcomes, we consider an application of the UPRO models in healthcare resource allocation problem studied by Airolidi et al. [4]. In this application, public health officials (PHO) decide on a portfolio of projects that seek to improve the quality of life. Specifically, the health benefits of $n = 8$ projects (access to dental, workforce development, primary prevention, Obesity training, CAMHS School, early detection and diagnostics, palliative & EOL, active treatment) are evaluated through two attributes, commissioning areas of children and cancer. Moreover, the outcomes of the projects are uncertain and represented by discretely distributed random vector $\boldsymbol{\xi}^k = (\xi_1^k, \dots, \xi_8^k)^T$ supported by $\Xi \subset \mathbb{R}^8$ with equal probabilities $p_k := 1/K$ for $k = 1, \dots, K$. Let $\mathbf{z} = (z_1, \dots, z_8)^T$ be the proportions of a fixed fund. For the convenience of calculation, we generate samples of $\boldsymbol{\xi}^k$ by the uniform distribution over $[0, 1]^8$. We consider a situation where the PHO's utility of the bi-attribute outcomes is ambiguous and the optimal allocation is based on the worst-case utility in ambiguity set \mathcal{U}

$$\max_{\mathbf{z} \in Z} \min_{\mathbf{u} \in \mathcal{U}} \sum_{k=1}^K p_k u(\mathbf{f}(\mathbf{z}, \boldsymbol{\xi}^k)),$$

where $f_1(\mathbf{z}, \boldsymbol{\xi}^k) := \sum_{i=1}^5 z_i \xi_i^k \in [0, 1]$, $f_2(\mathbf{z}, \boldsymbol{\xi}^k) := \sum_{i=6}^8 z_i \xi_i^k \in [0, 1]$ and $Z := \{\mathbf{z} \in \mathbb{R}_+^8 : \sum_{i=1}^8 z_i = 1\}$. To examine the performance of BUPRO-N, we carry out the tests with a specified true utility function and investigate how the optimal value and the worst-case utility function converge as information about the PHO's utility preference increases. We consider the true utility $u(x, y) = e^x - e^{-y} - e^{-x-2y}$ defined over $[0, 1] \times [0, 1]$ and normalize it by setting $u^*(x, y) := (u(x, y) - u(0, 0)) / (u(1, 1) - u(0, 0))$. This function satisfies the conservative property (2.3), and

is convex w.r.t. x and concave w.r.t. y . Although the PHO is unaware that the preference can be characterized as this function, we assume that the decision of PHO never contradicts with results suggested by such a function unless specified otherwise (we will remove this assumption in Section 7.5), see similar assumption in [7]. We may refine \mathcal{U} to a set of normalized non-decreasing utility functions mapping from $[0, 1]^2$ to $[0, 1]$, and \mathcal{U}_N the corresponding set of PLA functions. All of the tests are carried out in MATLAB R2022a installed on a PC (16GB, CPU 2.3 GHz) with an Intel Core i7 processor. We use GUROBI and YALMIP [41] to solve the inner minimization problem (LP or MILP) and single MILP, and SURROGATEOPT to solve the outer maximization problem (unconstrained problem (3.10) and constrained problem (6.6)).

7.2 Design of the pairwise comparison lotteries

As we discussed earlier, the ambiguity set of utility functions \mathcal{U}_N is characterized by available information about the DM's preferences. We ask PHO questions by showing preference between a risky lottery with two outcomes and a lottery with certain outcome (we call it "certain lottery" following the terminology of [7]), denoted respectively by

$$\mathbf{Z}_1 = \begin{cases} (\underline{x}, \underline{y}) & \text{w.p. } 1 - p, \\ (\bar{x}, \bar{y}) & \text{w.p. } p, \end{cases} \quad \text{and } \mathbf{Z}_2 = (x, y) \text{ w.p. } 1, \quad (7.1)$$

where $\underline{x}, \bar{x}, \underline{y}$ and \bar{y} are fixed and $(x, y) \in [\underline{x}, \bar{x}] \times [\underline{y}, \bar{y}]$ is randomly generated. Since we assume that $u(\underline{x}, \underline{y}) = 0$ and $u(\bar{x}, \bar{y}) = 1$, the only parameters to be identified are x, y, p , so that the question is properly posed. Observe that

$$\mathbb{E}_{\mathbb{P}}[u(\mathbf{Z}_1(\omega))] = (1 - p)u(\underline{x}, \underline{y}) + pu(\bar{x}, \bar{y}) = p \quad \text{and} \quad \mathbb{E}_{\mathbb{P}}[u(\mathbf{Z}_2(\omega))] = u(x, y).$$

Thus the question is down to checking whether inequality $u(x, y) \geq p$ holds or not.

Next, we turn to discuss how to generate M lotteries, or more specifically how to set values for x, y and p . We generate randomly M_1 points of the first attribute including \underline{x}, \bar{x} , and M_2 points of the second attribute including \underline{y}, \bar{y} . Thus the number of the certain lotteries is at most $M = M_1 M_2 - 2$. Let

$$S := \{(x_{i_l}, y_{j_l}), i_l \in \{1, \dots, M_1\}, j_l \in \{1, \dots, M_2\}, l = 1, \dots, M\}$$

be the set of all certain lotteries except points $(\underline{x}, \underline{y})$, (\bar{x}, \bar{y}) and \mathcal{U}_N^{l-1} be the set of all piecewise linear utility functions which are consistent to the previously generated $l - 1$ questions. Assume that the l th lottery with the certain outcome is $\mathbf{Z}_2^l = (x_{i_l}, y_{j_l})$. Define

$$I_1^l := \min_{u \in \mathcal{U}_N \cap \mathcal{U}_N^{l-1}} u(\mathbf{Z}_2^l) \quad \text{and} \quad I_2^l := \max_{u \in \mathcal{U}_N \cap \mathcal{U}_N^{l-1}} u(\mathbf{Z}_2^l). \quad (7.2)$$

Since $u(x_{i_l}, y_{j_l}) \in [0, 1]$, then $I_1^l, I_2^l \in [0, 1]$. We set $p^l := \frac{I_1^l + I_2^l}{2}$, and use the true utility function u^* to check whether inequality

$$u^*(x_{i_l}, y_{j_l}) = \mathbb{E}_{\mathbb{P}}[u^*(\mathbf{Z}_2^l(\omega))] \geq \mathbb{E}_{\mathbb{P}}[u^*(\mathbf{Z}_1^l(\omega))] = p^l \quad (7.3)$$

holds or not. If it holds, then \mathbf{Z}_2^l is preferred to \mathbf{Z}_1^l . The following algorithm describes the procedures for constructing $\mathcal{U}_N = \mathcal{U}_N^M$.

Algorithm 1

Initialization. Set $m_1 := 1, m_2 := 1, l := 1, \mathcal{U}_N^0 := \mathcal{U}_N$ and $S := \emptyset$.

- 1: Choose two positive integers M_1 and M_2 as the numbers of the gridpoints of the two attributes. Generate $M_1 - 2$ points within $[\underline{x}, \bar{x}]$ and $M_2 - 2$ points within $[\underline{y}, \bar{y}]$ randomly using the uniform distribution; sort them out in increasing order of their values and label them by $x_i, i = 1, \dots, M_1 - 2$ and $y_j, j = 1, \dots, M_2 - 2$. Let $\mathcal{X} := \{\underline{x}, x_1, \dots, x_{M_1-2}, \bar{x}\}$ and $\mathcal{Y} := \{\underline{y}, y_1, \dots, y_{M_2-2}, \bar{y}\}$, and let $\mathcal{X} \times \mathcal{Y} := \{(x_i, y_j), x_i \in \mathcal{X}, y_j \in \mathcal{Y}\}$ be the set of the gridpoints.
- 2: Let the l th certain lottery be $\mathbf{Z}_2^l = (x_{i_l}, y_{j_l})$, solve the problem (7.2) to obtain I_1^l and I_2^l . Let $I^l = [I_1^l, I_2^l]$, $p^l = \frac{I_1^l + I_2^l}{2}$ and $S = S \cup \{\mathbf{Z}_1^l, \mathbf{Z}_2^l\}$.
- 3: If $p^l \leq u^*(x_{i_l}, y_{j_l})$, then

$$\mathcal{U}_N^l := \mathcal{U}_N^{l-1} \cap \{u_N \in \mathcal{U}_N : p^l \leq u_N(x_{i_l}, y_{j_l})\}.$$

Otherwise,

$$\mathcal{U}_N^l := \mathcal{U}_N^{l-1} \cap \{u_N \in \mathcal{U}_N : p^l \geq u_N(x_{i_l}, y_{j_l})\}.$$

Set $l := l + 1$, and go to Step 1.

Steps 1-2 generate a lottery for pairwise comparison. Note that the minimization problem in (7.2) can be formulated as

$$\begin{aligned} I_1^l &= \min_{\mathbf{u}} u_{i_l, j_l} \\ \text{s.t. } h_{l'}(p_{l'} - u_{i_{l'}, j_{l'}}) &\leq 0, l' = 0, \dots, l-1, \end{aligned} \quad (7.4a)$$

$$\frac{u_{i+1, j} - u_{i, j}}{x_{i+1} - x_i} \geq \frac{u_{i, j} - u_{i-1, j}}{x_i - x_{i-1}}, i = 2, \dots, M_1 - 1, j = 1, \dots, M_2, \quad (7.4b)$$

$$\frac{u_{i, j+1} - u_{i, j}}{y_{j+1} - y_j} \leq \frac{u_{i, j} - u_{i, j-1}}{y_j - y_{j-1}}, i = 1, \dots, M_1, j = 2, \dots, M_2 - 1, \quad (7.4c)$$

constraints (3.16g) – (3.16j),

where $\mathbf{u} := (u_{1,1}, \dots, u_{N_1,1}, \dots, u_{1,N_2}, \dots, u_{N_1 N_2})^T$, (7.4a) requires the answer to the l th question to be consistent with the previous $l-1$ questions (if $\mathbf{Z}_1^{l'}$ is preferred, then (7.3) holds for $l = l'$ and we set $h_{l'} = 1$, otherwise we set $h_{l'} = -1$), (7.4b) and (7.4c) comply with the assumption that the single-attribute utility function $u(\cdot, \hat{y})$ is concave and $u(\hat{x}, \cdot)$ is convex for any fixed $\hat{x} \in X$ and $\hat{y} \in Y$. Step 3 asks the DM to choose between the risky lottery and the certain lottery. Here the true utility function u^* (defined in Section 7.1) is used to “act as the DM”. After the DM makes a choice, an expected utility inequality is created and added to the ambiguity set \mathcal{U}_N . Since p^l is chosen as the midpoint of I^l , we deduce that the true utility function value at (x_{i_l}, y_{j_l}) lies within the right or left half of the interval I^l and the pairwise comparison effectively reduces the ambiguity set by “half” in the sense that those u_N whose values (at point (x_{i_l}, y_{j_l})) lie within the other half of the interval I^l are excluded from the ambiguity set.

Example 7.1 We use a simple example to explain the above steps where the true utility function u^* (defined in Section 7.1) is defined over $[0, 1]^2$ and the piecewise utility functions have $N = M_1 M_2 = 6$ gridpoints including $(0, 0)$ and $(1, 1)$. We randomly generate one point in $[0, 1]$ for the second attribute as the non-end gridpoints. Then $\mathcal{X} = \{0, 1\}$ and $\mathcal{Y} = \{0, 0.3706, 1\}$. The number of questions is $M = M_1 M_2 - 2 = 4$.

Lottery 1 ($l = 1$). Set $i_1 := 1, j_1 := 2$ and $(x_{i_1}, y_{j_1}) = (0, 0.3706)$. By solving (7.4) and the corresponding maximization problem, we obtain that $[I_1^1, I_2^1] = [0, 1]$ and set $p^1 = 0.5$. By checking $u^*(0, 0.3706) = 0.252 \leq p^1$, we set $h_1 := -1$.

Lottery 2 ($l = 2$). Set $i_2 := 1, j_2 := 3$ and $(x_{i_2}, y_{j_2}) = (0, 1)$. Solve (7.4) and the corresponding maximization problem to obtain $[I_1^2, I_2^2] = [0, 0.5]$, so $p^2 = 0.25$. By checking whether $u^*(0, 1) = 0.454 \geq p^2$ or not, we set $h_2 := 1$.

Lottery 3 ($l = 3$). Set $i_3 := 2, j_3 := 1$ and $(x_{i_3}, y_{j_3}) = (1, 0)$. We obtain $[I_1^3, I_2^3] = [0.5, 1]$, and $p^3 = 0.75$. By checking $u^*(1, 0) = 0.712 \leq p^3$, we set $h_3 := -1$.

Lottery 4 ($l = 4$). Set $i_4 := 2, j_4 := 2$ and $(x_{i_4}, y_{j_4}) = (1, 0.3706)$ to obtain $[I_1^4, I_2^4] = [0.75, 1]$, and $p^4 = 0.875$. By checking $u^*(1, 0.3706) = 0.864 \leq p^4$, we set $h_4 := -1$.

7.3 Convergence results

In this subsection, we investigate the convergence of the worst-case approximate utility functions of the unconstrained problem (3.9) and the constrained optimization problem (6.6) under EPLA and IPLA schemes as N increases.

(i) EPLA and IPLA for unconstrained problem (3.9).

EPLA approach. We begin by examining the performance of the EPLA approach with different types of partitions discussed in Section 3. We assume the number of the scenarios of ξ is $K = 1000$. The convergence results are displayed in Figures 6-8, and Tables 1-2. Figures 6-8 depict the true utility function and the worst-case utility functions for Type-1 PLA (Figure 6), Type-2 PLA (Figure 7), and mixed-type PLA (see Remark 3.1 (ii) for the definition) in Figure 8. We can see that the worst-case utility functions move closer and closer to the true utility function as more questions are asked in all the three cases, which is in accordance with our anticipation in Remark 5.1 (iii) and Table 2. Table 1 displays the optimal solutions, the optimal values, the errors of the optimal values (which is defined as the difference between the true and the approximate optimal value), and computation time (CPU time). We find that the optimal values increase as the number of queries increases. This is because the ambiguity set \mathcal{U}_N becomes smaller as the number of queries increases. Moreover, the errors decrease as the number of questions increases. The optimal values in the Type-1 PLA and mixed-type PLA are smaller than that of the Type-2 PLA in that the conservative condition makes the utility value of Type-2 PLA larger than the other cases, see Figure 1.

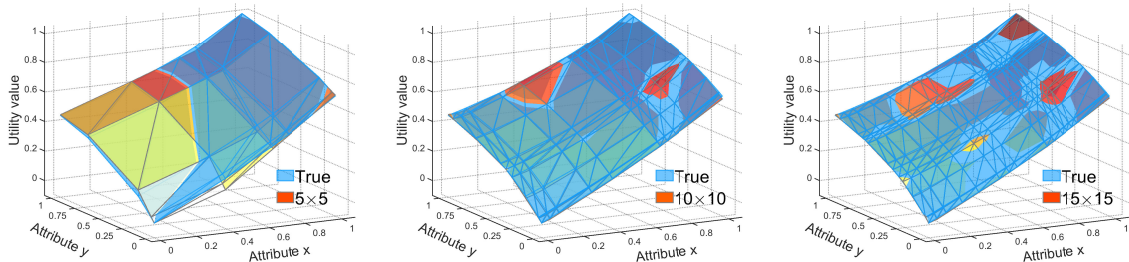


Figure 6: **Type-1 EPLA:** the convergence of the worst-case utility function of EPLA model (3.16) to the true utility function (in blue) as the number of questions increases from 5×5 to 15×15 .

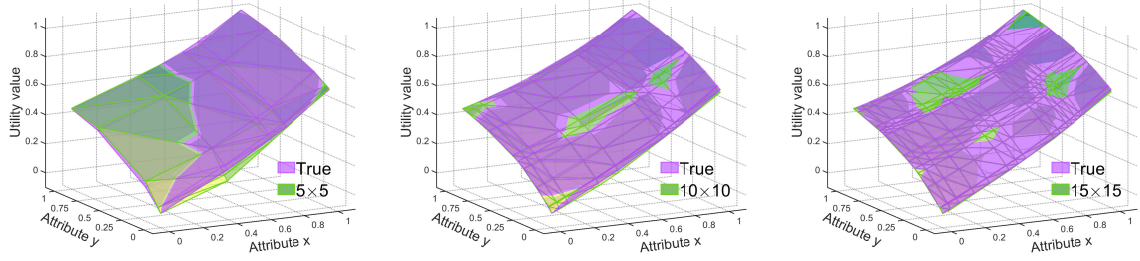


Figure 7: **Type-2 EPLA**: the convergence of the worst-case utility function of Type-2 EPLA model to the true utility function (in purple) as the number of questions increases from 5×5 to 15×15 .

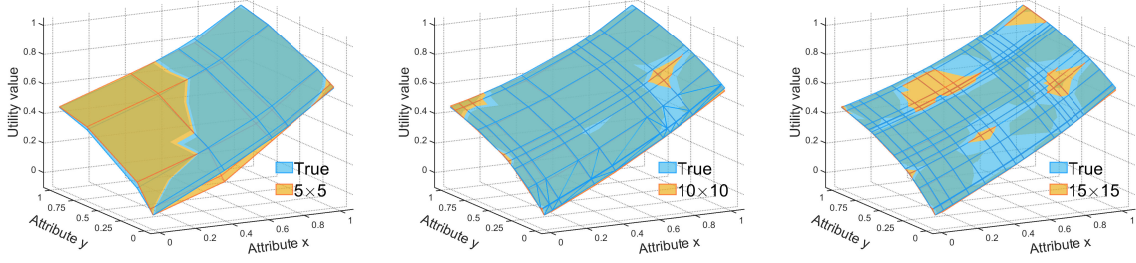


Figure 8: **Mixed-type EPLA**: the convergence of the worst-case utility functions of mixed-type EPLA model to the true utility function (in green). The cell with no diagonal line means that Type-1 and Type-2 PLAs coincide because in this case $\mathbf{f}(\mathbf{z}, \boldsymbol{\xi}^k)$ does not fall into the cell for $k = 1, \dots, K$.

Table 1: Computational results of BUPRO-N problem ($K = 1000$, $\vartheta^* = 0.3392$)

EPLA	Lotteries	Optimal solutions	Optimal values	Error	CPU time (s)
Type-1	5×5	[0, 0, 0, 1, 0, 0, 0]	0.3122	0.0270	113.6
	10×10	[0, 0, 0, 0.955, 0, 0, 0.016, 0.029]	0.3321	0.0071	151.6
	15×15	[0, 0, 0, 1, 0, 0, 0, 0]	0.3349	0.0043	223.3
Type-2	5×5	[0, 0, 0, 1, 0, 0, 0, 0]	0.3122	0.0270	115.2
	10×10	[0, 0, 0, 0.961, 0, 0, 0.008, 0.031]	0.3324	0.0068	164.7
	15×15	[0, 0, 0, 1, 0, 0, 0, 0]	0.3349	0.0043	220.5
Mixed-type	5×5	[0, 0, 0, 1, 0, 0, 0, 0]	0.3122	0.0270	886.2
	10×10	[0, 0, 0, 0.955, 0, 0.003, 0.009, 0.033]	0.3321	0.0071	-
	15×15	[0, 0, 0, 1, 0, 0, 0, 0]	0.3349	0.0043	-

‘-’ implies runtime > 3600 s.

Table 2: **EPLA**: upper bound for $\text{dl}_{\mathcal{G}_I}(u^*, u_N^*)$ and distance $\text{dl}_{\mathcal{G}_I}(u_N^*, u_{\text{worst}}^N)$

Lotteries	$L(\beta_{N_1} + \beta_{N_2})$	$\text{dl}_{\mathcal{G}_I}(u_N^*, u_{\text{worst}}^N)$ (Type-1)	$\text{dl}_{\mathcal{G}_I}(u_N^*, u_{\text{worst}}^N)$ (Type-2)	$\text{dl}_{\mathcal{G}_I}(u_N^*, u_{\text{worst}}^N)$ (Mixed-type)
5×5	1.8541	0.0763	0.0763	0.0763
10×10	1.0611	0.0233	0.0306	0.0226
15×15	0.7682	0.0141	0.0230	0.0141

IPLA in bi-attribute case. Set $K = 20$ (take the first 20 from 1000 samples, we do so because the problem size of (4.4) and (4.8) depends on the K whereas problem size of (3.16) under EPLA is independent of K), the true utility u^* is the same as in EPLA case. In this set of tests, the convexity/concavity of single-variate utility functions $u_N(\cdot, \hat{y})$ and $u_N(\hat{x}, \cdot)$ for all $\hat{x} \in X$ and $\hat{y} \in Y$ is not considered to facilitate comparison of the three models (maximin EPLA, maximin IPLA and single MILP using IPLA). because in problem (4.8), we have not incorporated the constraints (see our comments there). In Table 3, we compare the three models for the tractable reformulation of BUPRO-N: EPLA (3.16), IPLA (4.4) and the single MILP (4.8) using IPLA, for both Type-1 PLA and Type-2 PLA in terms of the optimal solution, the optimal value, error between BUPRO-N and utility maximization problem $\max_{\mathbf{z} \in Z} \sum_{k=1}^K p_k[u^*(\mathbf{f}(\mathbf{z}, \boldsymbol{\xi}^k))]$, and CPU time. We find that the optimal values ϑ_N converge to the true optimal value ϑ^* in all cases. We also find that for both types, the EPLA (3.16) where the inner problem is an LP is most efficient,

the single MILP (4.8) obtains the best approximate optimal values but takes longest CPU time. Note that although the three models are equivalent theoretically, the actual computational results differ slightly because of computational rounding errors. Figures 9-10 display the worst-case utility functions of IPLA maximin model (4.4) for Type-1 and Type-2 respectively. We can see that the worst-case utility function displays some “oscillations” although it converges to the true. The phenomenon disappears when we confine $u_N(\cdot, \hat{y})$ and $u_N(\hat{x}, \cdot)$ to convex and concave functions respectively.

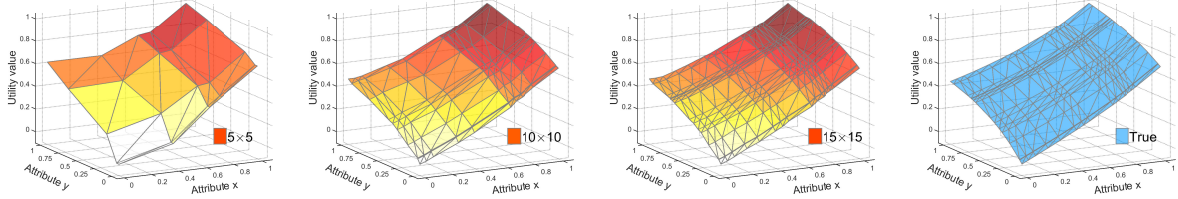


Figure 9: **Type-1 IPLA**: the convergence of the worst-case utility function solved by the Dfree method for IPLA model (4.4) without convex/concave constraints.

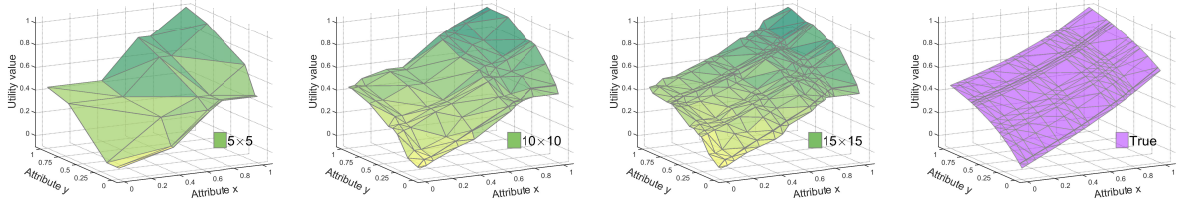


Figure 10: **Type-2 IPLA**: the convergence of the worst-case utility function solved by Dfree method for IPLA model (4.4) with (4.1e) being replaced by (4.6).

Table 3: **The bi-attribute case**: comparison of the results of BUPRO-N problem ($K=20$, $\vartheta^* = 0.3835$)

	Lotteries	Optimal solutions	Optimal values	Error	CPU time (s)
Type-1	5 × 5	[0.112, 0.037, 0, 0.439, 0.024, 0, 0.054, 0.335]	0.2835	0.1000	47.4
Maximin	10 × 10	[0, 0.599, 0, 0.316, 0.008, 0.037, 0.012, 0.027]	0.3479	0.0356	82.8
(EPLA)	15 × 15	[0, 1, 0, 0, 0, 0, 0, 0]	0.3754	0.0081	146.2
Type-1	5 × 5	[0.0996, 0.0313, 0.0297, 0.4525, 0, 0, 0.0469, 0.3400]	0.2824	0.1011	240.5
Maximin	10 × 10	[0, 0.9467, 0, 0, 0, 0.0476, 0, 0.0057]	0.3697	0.0138	916.0
(IPLA)	15 × 15	[0, 0.9902, 0, 0.0038, 0, 0.0060, 0, 0]	0.3748	0.0087	2442.2
Type-1	5 × 5	[0, 1, 0, 0, 0, 0, 0, 0]	0.3232	0.0603	1103.2
Single MILP	10 × 10	[0, 0.946, 0, 0, 0, 0.043, 0, 0.011]	0.3698	0.0137	4552.2
(IPLA)	15 × 15	[0, 1, 0, 0, 0, 0, 0, 0]	0.3754	0.0081	3421.1
Type-2	5 × 5	[0, 0.1542, 0.0117, 0.1210, 0.3554, 0.1679, 0, 0.1898]	0.3113	0.0722	43.7
Maximin	10 × 10	[0, 0.5301, 0, 0.1857, 0.2030, 0.0410, 0.0308, 0.0094]	0.3475	0.0360	56.4
(EPLA)	15 × 15	[0, 1, 0, 0, 0, 0, 0, 0]	0.3754	0.0081	98.2
Type-2	5 × 5	[0, 0.8875, 0.1125, 0, 0, 0, 0, 0]	0.3102	0.0733	213.6
Maximin	10 × 10	[0, 0.975, 0.025, 0, 0, 0, 0, 0]	0.3410	0.0425	828.2
(IPLA)	15 × 15	[0, 0.7129, 0.0986, 0, 0.1884, 0, 0, 0]	0.3474	0.0392	2126.9
Type-2	5 × 5	[0, 1, 0, 0, 0, 0, 0, 0]	0.3232	0.0603	952.0
Single MILP	10 × 10	[0, 0.9470, 0, 0, 0, 0.0467, 0, 0.0062]	0.3704	0.0131	1359.1
(IPLA)	15 × 15	[0, 1, 0, 0, 0, 0, 0, 0]	0.3754	0.0081	2680.9

IPLA in tri-attribute case. The sample is the same as in the bi-attribute case with $K = 20$. The true utility function is $u(x, y, z) = e^x - e^{-y} - e^{-z} - e^{-x-2y-z} : [0, 1]^3 \rightarrow [0, 1]$ and normalize it by setting $u^*(x, y, z) = (u(x, y, z) - u(0, 0, 0)) / (u(1, 1, 1) - u(0, 0, 0))$. We divide the eight projects into three groups in order of importance as the three attributes, that is, $f_1^k := \sum_{i=1}^3 w_i \xi_i^k$, $f_2^k := \sum_{i=4}^6 w_i \xi_i^k$, $f_3^k := \sum_{i=7}^8 w_i \xi_i^k$, and $\mathbf{w} \in Z := \{\mathbf{w} \in \mathbb{R}_+^8 : \sum_{i=1}^8 w_i = 1\}$. Table 4 indicates that the IPLA model (4.11) in tri-attribute case is effective and the optimal values ϑ_N of the TUPRO-N problem converge to the true optimal value ϑ^* as the number of lotteries increases.

(ii) **EPLA for the constrained optimization problems (6.2) and (6.3).** The second

Table 4: **The tri-attribute case:** computational results of TUPRO-N problem in ($K=20$, $\vartheta^* = 0.3193$)

	Lotteries	Optimal solutions	Optimal values	Error	CPU time (s)
IPLA	$3 \times 3 \times 3$	[0, 0, 1, 0, 0, 0, 0]	0.1994	0.1198	320.8
	$4 \times 4 \times 4$	[0.4992, 0.5008, 0, 0, 0, 0, 0]	0.2076	0.1117	944.1
	$5 \times 5 \times 5$	[0, 1, 0, 0, 0, 0, 0]	0.2498	0.0694	2083.7
	$6 \times 6 \times 6$	[0, 1, 0, 0, 0, 0, 0]	0.2774	0.0418	-

‘-’ implies runtime > 3600s.

part of numerical tests is concerned with problems (6.2) and (6.3). We set $g_1(z, \xi^k) := \sum_{i=3}^5 z_i \xi_i^k$ and $g_2(z, \xi^k) := \sum_{i=7}^8 z_i \xi_i^k$, which represent the effects of part of the projects on mental health and cancer commissioning areas. PHO expects this part of effects to reach at least level c . We consider two cases: (a) $c = 0.1$ and (b) $c = 0.3$.

Case (a). The optimal values of problem (6.2) and problem (6.3) coincide (see Table 1) because the optimal solution of the former falls into set (6.4), which is consistent with our theoretical analysis in Proposition 6.1. Case (b). We repeat the tests but with different observations. Recall that the optimal values of problems (6.1), (6.2) and (6.3) are denoted by ϑ^* , $\hat{\vartheta}$ and $\tilde{\vartheta}$, respectively.

Observation 1. For problem (6.3), we can see from Table 5 that $\tilde{\vartheta} < \vartheta^*$ and $\tilde{\vartheta}$ increases as M increases. This is consistent with our theoretical analysis. The increasing trend is underpinned by the fact that as M increases, \mathcal{U}_N becomes smaller and consequently both the objective function $\min_{u \in \mathcal{U}} \mathbb{E}_P[u(\mathbf{f}(z, \xi))]$ and the feasible set \tilde{Z} (see (6.4)) become larger.

Observation 2. For problem (6.2), we can see from Table 6 that $\vartheta^* < \hat{\vartheta}$ for the cases that 5×5 and 10×10 lotteries are used. Note that by theory, $\tilde{\vartheta} \leq \hat{\vartheta}$ and $\tilde{\vartheta} \leq \vartheta^*$. Moreover, when $\hat{z} \in \tilde{Z}$, we are guaranteed that $\tilde{\vartheta} = \hat{\vartheta} \leq \vartheta^*$. The observed trend reflects the fact that $\hat{\vartheta} > \vartheta^*$ may occur when $\hat{z} \notin \tilde{Z}$. Moreover, $\vartheta^* > \hat{\vartheta}$ when 15×15 lotteries are used since $\hat{z} \in \tilde{Z}$.

Observation 3. The optimal value $\hat{\vartheta}$ is decreasing from Table 6 as the number of questions increases. This phenomena is a bit difficult to explain. On one hand, when the size of \mathcal{U}_N decreases, $\hat{v}(z)$ increases and on the other hand the size of $\hat{Z} := \{z : \mathbb{E}_P[u(\mathbf{g}(z, \xi))] \geq c\}$ decreases. Note that $\hat{\vartheta} = \max_{z \in \hat{Z}} \hat{v}(z)$, it seems the reduction of the size of \hat{Z} has more effect than that of the increase of $\hat{v}(z)$ in this test.

We have not tested IPLA as our focus here is on the difference between model (6.2) and model (6.3) rather than different performances of EPLA and IPLA.

Table 5: Computational results of problem (6.3) ($K = 1000$, $c = 0.3$, $\vartheta^* = 0.3387$)

EPLA	Lotteries	Optimal solutions	$\tilde{\vartheta}$	Error	CPU time (s)
Type-1	5×5	[0, 0, 0, 1, 0, 0, 0, 0]	0.3122	0.0265	237.0
	10×10	[0, 0, 0, 0.955, 0, 0, 0.011, 0.034]	0.3321	0.0066	379.9
	15×15	[0, 0, 0, 1, 0, 0, 0, 0]	0.3349	0.0038	436.7
Type-2	5×5	[0, 0, 0, 1, 0, 0, 0, 0]	0.3122	0.0265	307.1
	10×10	[0, 0, 0, 0.959, 0, 0, 0, 0.041]	0.3323	0.0064	321.2
	15×15	[0, 0, 0, 1, 0, 0, 0, 0]	0.3349	0.0038	486.0
Mixed-type	5×5	[0, 0, 0, 1, 0, 0, 0, 0]	0.3122	0.0265	2476.2
	10×10	-	-	-	-
	15×15	-	-	-	-

‘-’ implies runtime > 3600s.

7.4 Perturbation analysis

This part of numerical tests is concerned with data perturbation including (i) elicitation data perturbation and (ii) sample average approximation (SAA) of the exogenous uncertainties. SAA

Table 6: Computational results of problem (6.2) ($K = 1000$, $c = 0.3$, $\vartheta^* = 0.3387$)

EPLA	Lotteries	Optimal solutions	$\hat{\vartheta}$	Error	CPU time (s)
Type-1	5×5	[0.118, 0.115, 0.178, 0.179, 0, 0.130, 0.112, 0.169]	0.3873	-0.0486	216.0
	10×10	[0, 0.111, 0, 0.883, 0, 0.006, 0, 0]	0.3413	-0.0026	255.5
	15×15	[0.007, 0.098, 0, 0.875, 0.020, 0, 0, 0]	0.3377	0.0010	363.4
Type-2	5×5	[0.176, 0.129, 0, 0.077, 0, 0.178, 0.084, 0.357]	0.4186	-0.0799	242.6
	10×10	[0.027, 0.082, 0, 0.891, 0, 0, 0, 0]	0.3384	0.0003	261.7
	15×15	[0, 0, 0, 1, 0, 0, 0, 0]	0.3349	0.0038	335.2
Mixed-type	5×5	[0.073, 0.131, 0.118, 0.022, 0.151, 0.194, 0.107, 0.205]	0.4095	-0.0708	2287.6
	10×10	-	-	-	-
	15×15	-	-	-	-

‘-’ implies runtime > 3600s.

is needed when the true probability distribution P in (2.2) is continuously distributed. In this case, Assumption 3.1 and the subsequent UPRO models may be viewed as sample average approximations. We skip the theoretical analysis about errors arising from SAA and refer interested readers to [28] in single-attribute case.

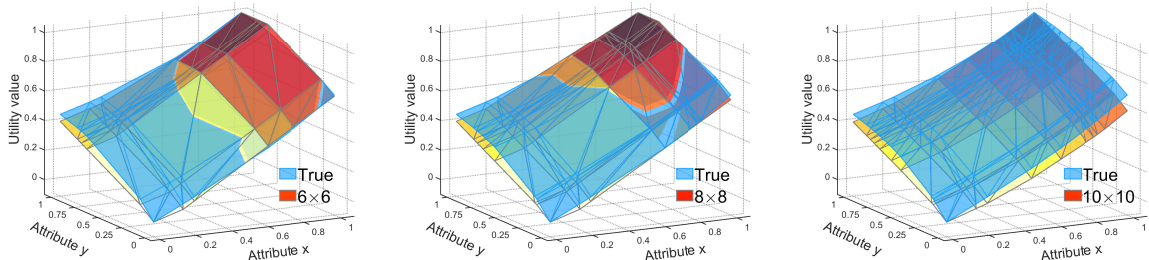
(i) Perturbation in the data in the ambiguity set. In this set of experiments, we will test the performance of the PLA scheme when the ambiguity sets \mathcal{U} and $\tilde{\mathcal{U}}$ are replaced by \mathcal{U}_N and $\tilde{\mathcal{U}}_N$ respectively. We begin by considering a situation where the underlying functions $\psi_l, l = 1, \dots, M$ in the ambiguity set are perturbed by the observation error of the random data in pairwise comparison questions, i.e.,

$$\tilde{\psi}_l(x, y) := \mathbb{1}_{[\hat{x}^l + \delta_1, 1] \times [\hat{y}^l + \delta_2, 1]}(x, y) - (1 - p^l) \mathbb{1}_{[0, 1] \times [0, 1] \setminus (1, 1)}(x, y) - \mathbb{1}_{(1, 1)}(x, y), l = 1, \dots, \hat{M},$$

where \hat{M} is the number of perturbed functions ψ_l . Notice that some lotteries are on the boundary of rectangle T which can only be perturbed inwards. Thus we assume that these lotteries are not perturbed for the convenience of discussion. Let $\mathcal{U}_N = \{u_N \in \mathcal{U}_N : \langle u_N, \psi_l \rangle \leq c_l, l = 1, \dots, M\}$ and

$$\tilde{\mathcal{U}}_N = \{u_N \in \mathcal{U}_N : \langle u_N, \tilde{\psi}_l \rangle \leq c_l, l = 1, \dots, M\}.$$

We can solve problem (3.16) with ψ_l being replaced by $\tilde{\psi}_l$ to obtain the optimal value and the corresponding worst-case utility function. Specifically, we assume $\delta_2 = 0$, which means we only consider the case that the first attribute is slightly perturbed but the second attribute is not. Figures 11-12 depict the convergence of the worst-case utility functions as the number of questions increases for fixed $\delta_1 = 0.1$ with Type-1 PLA and Type-2 PLA. Figures 13(a)-13(b) depict the changes of the optimal values as δ_1 varies from 0.01 to 0.1 with different M .

Figure 11: **Type-1 EPLA:** the worst-case utility function with $\delta_1 = 0.1$

(ii) SAA of exogenous uncertainty. In this set of experiments, we use sample data to approximate the true probability distribution P (of ξ), which is also known as SAA. We include this in the category of data perturbation in the sense that empirical distribution constructed

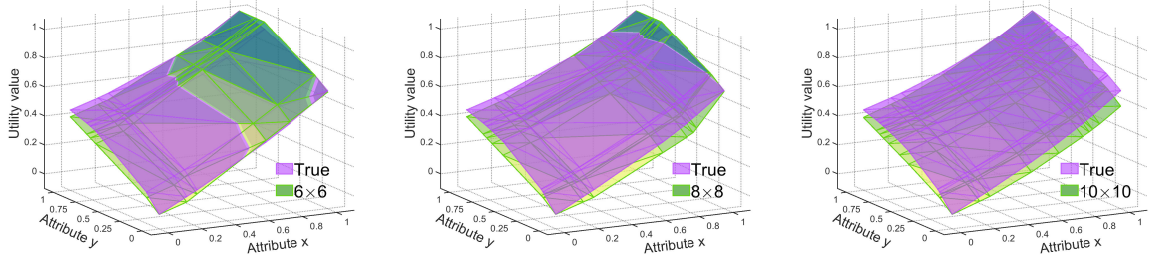


Figure 12: **Type-2 EPLA**: the worst-case utility function with $\delta_1 = 0.1$

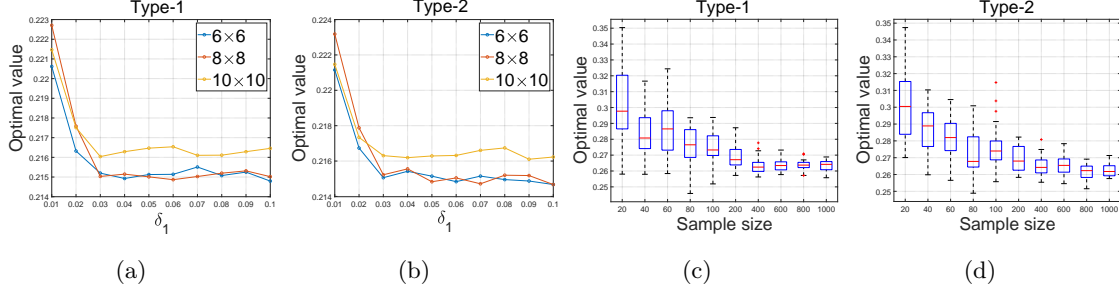


Figure 13: **EPLA**: the optimal values with $\delta_1 = 0.01$ and SAA problem as sample size increases

with sample data may be regarded as a perturbation of P . We investigate how the variation of sample size affects the optimal values and the optimal solutions. We solve problem (3.16) with different sample size K and run 20 simulations for each fixed sample size K . We plot a boxplot diagram to examine the convergence of the optimal values as K increases in Figures 13(c)-13(d). We can see that as the sample size reaches 400, the optimal values of the SAA problem are close to the true optimal value in both Type-1 PLA and Type-2 PLA.

7.5 Preference inconsistency

In Section 7.2, we consider pairwise comparisons to elicit the DM's preference. In practice, various errors may occur during the elicitation process such as measurement errors and DM's wrong responses, all of which may lead to preference inconsistency. In this part, we examine the effects of the inconsistencies on the worst-case utility functions and the optimal value in the following two types of inconsistency during the preference elicitation process.

(i) Limitation on the total quantity of errors. We consider the rhs of the inequality constraints in the definition of \mathcal{U}_N to be perturbed by positive constants γ_l , that is, $\langle u_N, \psi_l \rangle \leq c_l + \gamma_l, l = 1, \dots, M$. The perturbation is required for the feasibility of problem (3.16) to hold when noise corrupts the expected utility evaluation when a comparison is made. In other words, the perturbed inequalities accommodate potentially inconsistent responses. We restrict the total inconsistency by setting $\sum_{l=1}^M \gamma_l \leq \Gamma$, where Γ is the total error to be tolerated. Figures 14-15 depict the worst-case utility functions and the true utility function. Figures 16(a)-16(b) depict the optimal values with Γ varies from 0 to 1. As Γ increases, the optimal values decrease. From the figures, we find that our PLA approach works very well for this type of inconsistency.

(ii) Limitation on the number of erroneous responses. We consider the case that the DM makes mistakes occasionally, that is, the DM is mistaken at most ϵM of lottery comparisons.

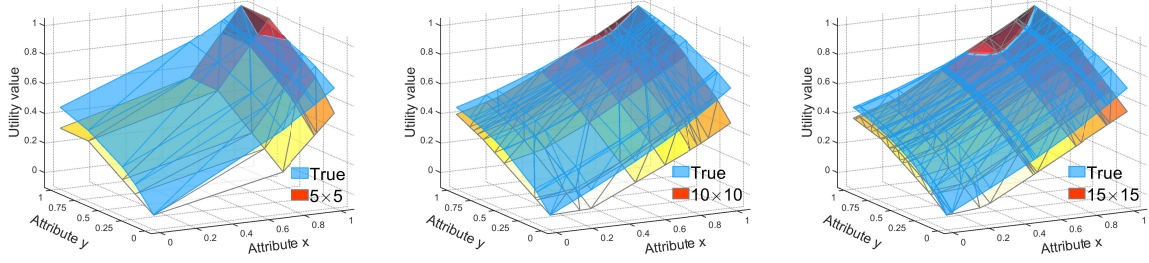


Figure 14: **Type-1 EPLA**: worst-case utility with $\Gamma = 0.5$

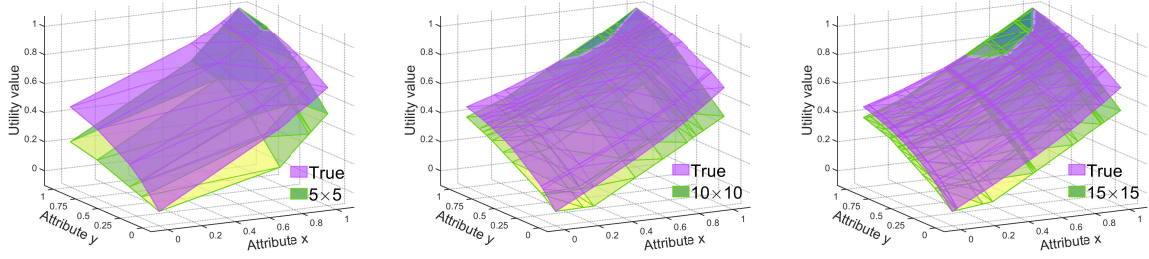


Figure 15: **Type-2 EPLA**: worst-case utility with $\Gamma = 0.5$

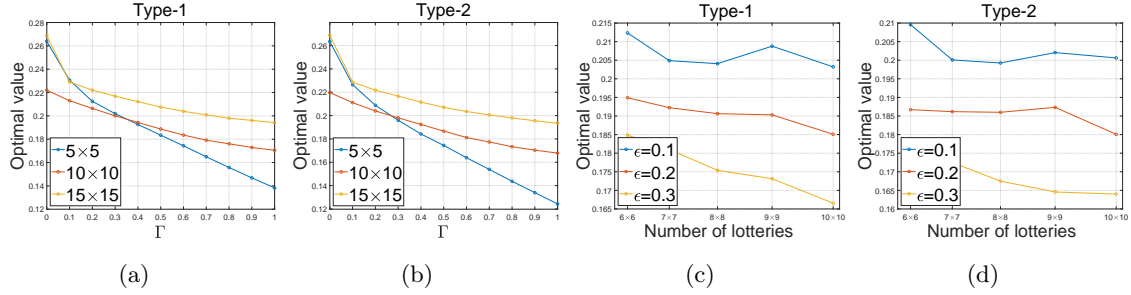


Figure 16: **EPLA**: the optimal values with total errors and erroneous responses

We introduce binary variable δ_l , which takes value 1 if the DM is mistaken about lottery l and 0 otherwise, and we add the constraint $\sum_{l=1}^M \delta_l \leq \epsilon M$ to limit the total number of mistakes. If the original comparison is $\mathbb{E}_{\mathbb{P}}[u(\mathbf{Z}_1^l(\omega))] \geq \mathbb{E}_{\mathbb{P}}[u(\mathbf{Z}_2^l(\omega))]$, then this condition is replaced by:

$$\delta_l \hat{M} + \mathbb{E}_{\mathbb{P}}[u(\mathbf{Z}_1^l(\omega))] \geq \mathbb{E}_{\mathbb{P}}[u(\mathbf{Z}_2^l(\omega))] \quad \text{and} \quad (1 - \delta_l) \hat{M} + \mathbb{E}_{\mathbb{P}}[u(\mathbf{Z}_2^l(\omega))] \geq \mathbb{E}_{\mathbb{P}}[u(\mathbf{Z}_1^l(\omega))],$$

where \hat{M} is a large constant (“Big \hat{M} ”). These constraints make the inner minimization problem become an MILP. Figures 17-18 depict the worst-case utility functions, and the gap between them and the true utility function for Type-1 PLA and Type-2 PLA. Figures 16(c)-16(d) depict the optimal values with $\epsilon = \{0.1, 0.2, 0.3\}$.

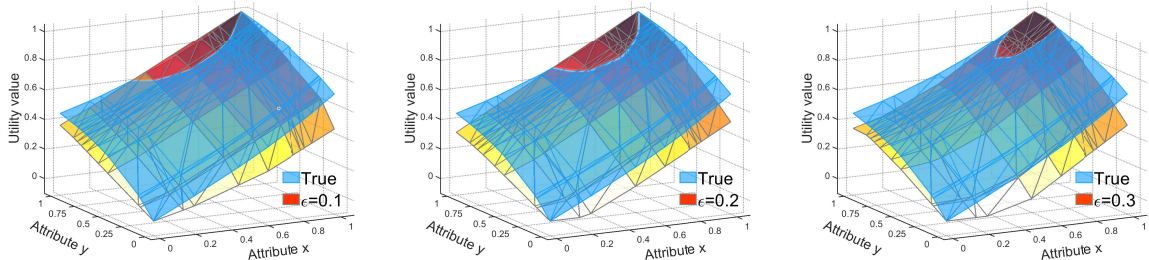


Figure 17: **Type-1 EPLA**: worst-case utility with 10×10 lotteries

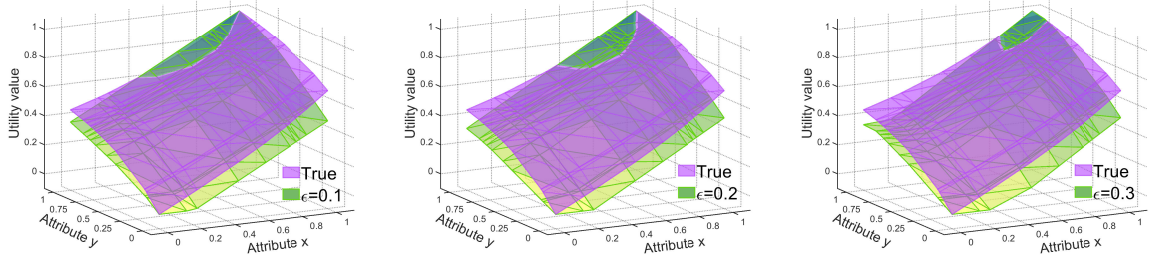


Figure 18: **Type-2 EPLA**: worst-case utility with 10×10 lotteries

8 Concluding remarks

In this paper, we propose EPLA and IPLA approaches to approximate the true unknown utility function in the multi-attribute UPRO models and demonstrate how the resulting approximate UPRO model can be solved. The EPLA approach works only for two-attribute case as it stands because it is complex to derive an explicit piecewise linear utility function when the utility function has three or more variables. The IPLA is not subject to the limitation of the dimension of the utility function but our numerical test results show that the IPLA-based approach takes considerably longer CPU time to solve as the numbers of preference elicitation questions and scenarios of exogenous random vector increase. This indicates that the formulation is potentially computationally unscalable. It remains an open question as to how to improve the computational efficiency of the IPLA approach. For instance, in the case when $m \geq 4$, in order to derive IPLA of the utility function, we need to develop proper triangulation of the hypercube $\times_{i=1}^m [a_i, b_i]$ into simplices in m -dimensional space. It will be interesting to explore such triangulation and to identify the simplex where the reward function locates efficiently, see Hughes and Anderson [34] and [16, 11] for further study. Design of questionnaires to elicit the DM's preference is another point for potential improvement since our strategy is fundamentally based on random utility split scheme in single-attribute PRO models [7]. It is worthwhile to explore some optimal design strategies such as in [56] because in practice, elicitation may be time consuming or costly. Finally, it will be interesting to explore whether the proposed approaches work more efficiently when the true utility function has some copula structure [1, 2]. We leave all these for future research.

References

- [1] A. E. ABBAS, *Multiattribute utility copulas*, Operations Research, 57 (2009), pp. 1367–1383.
- [2] A. E. ABBAS, *Utility copula functions matching all boundary assessments*, Operations Research, 61 (2013), pp. 359–371.
- [3] A. E. ABBAS AND R. A. HOWARD, *Attribute dominance utility*, Decision Analysis, 2 (2005), pp. 185–206.
- [4] M. AIROLDI, A. MORTON, J. SMITH, AND G. BEVAN, *Healthcare prioritisation at the local level: a socio-technical approach*, Working paper, University of Oxford, (2011).

- [5] F. J. ANDRÉ AND L. RIESGO, *A non-interactive elicitation method for non-linear multiattribute utility functions: Theory and application to agricultural economics*, European Journal of Operational Research, 181 (2007), pp. 793–807.
- [6] J. ANSARI, *On a version of a multivariate integration by parts formula for lebesgue integrals*, arXiv preprint arXiv:2203.06772, (2022).
- [7] B. ARMBRUSTER AND E. DELAGE, *Decision making under uncertainty when preference information is incomplete*, Management Science, 61 (2015), pp. 111–128.
- [8] R. B. ASH, B. ROBERT, C. A. DOLEANS-DADE, AND A. CATHERINE, *Probability and measure theory*, Academic press, 2000.
- [9] A. AZARON, K. BROWN, S. TARIM, AND M. MODARRES, *A multi-objective stochastic programming approach for supply chain design considering risk*, International Journal of Production Economics, 116 (2008), pp. 129–138.
- [10] D. BERTSIMAS AND A. O’HAIR, *Learning preferences under noise and loss aversion: An optimization approach*, Operations Research, 61 (2013), pp. 1190–1199.
- [11] M. N. BROADIE AND R. W. COTTLE, *A note on triangulating the 5-cube*, Discrete Mathematics, 52 (1984), pp. 39–49.
- [12] A. CHEN, J. KIM, S. LEE, AND Y. KIM, *Stochastic multi-objective models for network design problem*, Expert Systems with Applications, 37 (2010), pp. 1608–1619.
- [13] M.-J. CHIEN AND E. KUH, *Solving nonlinear resistive networks using piecewise-linear analysis and simplicial subdivision*, IEEE Transactions on Circuits and Systems, 24 (1977), pp. 305–317.
- [14] J. A. CLARKSON AND C. R. ADAMS, *On definitions of bounded variation for functions of two variables*, Transactions of the American Mathematical Society, 35 (1933), pp. 824–854.
- [15] R. T. CLEMEN AND T. REILLY, *Making Hard Decisions with Decision Tools*, Pacific Grove, Duxbury, 2013.
- [16] R. W. COTTLE, *Minimal triangulation of the 4-cube*, Discrete Mathematics, 40 (1982), pp. 25–29.
- [17] E. DELAGE, S. GUO, AND H. XU, *Shortfall risk models when information on loss function is incomplete*, Operations Research, (2022), <https://doi.org/10.1287/opre.2021.2212>.
- [18] I. G. DINO AND G. ÜÇOLUK, *Multiobjective design optimization of building space layout, energy, and daylighting performance*, Journal of Computing in Civil Engineering, 31 (2017), p. 04017025.
- [19] G. T. DUNCAN, *A matrix measure of multivariate local risk aversion*, Econometrica, 45 (1977), pp. 895–903.
- [20] C. D’AMBROSIO, A. LODI, AND S. MARTELLO, *Piecewise linear approximation of functions of two variables in milp models*, Operations Research Letters, 38 (2010), pp. 39–46.

- [21] D. FEENY, W. FURLONG, G. W. TORRANCE, C. H. GOLDSMITH, Z. ZHU, S. DEPAUW, M. DENTON, AND M. BOYLE, *Multiattribute and single-attribute utility functions for the health utilities index mark 3 system*, Medical Care, 40 (2002), pp. 113–128.
- [22] P. C. FISHBURN AND I. H. LAVALLE, *Multiattribute expected utility without the archimedean axiom*, Journal of Mathematical Psychology, 36 (1992), pp. 573–591.
- [23] J. FLIEGE AND R. WERNER, *Robust multiobjective optimization & applications in portfolio optimization*, European Journal of Operational Research, 234 (2014), pp. 422–433.
- [24] A. L. GIBBS AND F. E. SU, *On choosing and bounding probability metrics*, International Statistical Review, 70 (2002), pp. 419–435.
- [25] J. GONZÁLEZ-ORTEGA, V. RADOVIC, AND D. RÍOS INSUA, *Utility elicitation*, in Elicitation, Springer, 2018, pp. 241–264.
- [26] S. GRECO, J. FIGUEIRA, AND M. EHRGOTT, *Multiple Criteria Decision Analysis*, vol. 37, Springer, 2016.
- [27] S. GUO AND H. XU, *Robust spectral risk optimization when the subjective risk aversion is ambiguous: a moment-type approach*, Mathematical Programming, 194 (2022), pp. 305–340.
- [28] S. GUO, H. XU, AND S. ZHANG, *Utility preference robust optimization with moment-type information structure*, To appear in Operations Research, (2023).
- [29] W. B. HASKELL, L. FU, AND M. DESSOUKY, *Ambiguity in risk preferences in robust stochastic optimization*, European Journal of Operational Research, 254 (2016), pp. 214–225.
- [30] T. H. HILDEBRANDT, *Introduction to the Theory of Integration*, Pure and Applied Mathematics, Vol. XIII, Academic Press, New York-London, 1963.
- [31] J. HU, M. BANSAL, AND S. MEHROTRA, *Robust decision making using a general utility set*, European Journal of Operational Research, 269 (2018), pp. 699–714.
- [32] J. HU AND S. MEHROTRA, *Robust decision making over a set of random targets or risk-averse utilities with an application to portfolio optimization*, IIE Transactions, 47 (2015), pp. 358–372.
- [33] J. HU, D. ZHANG, H. XU, AND S. ZHANG, *Distributionally preference robust optimization in multi-attribute decision making*, arXiv preprint arXiv:2206.04491, (2022).
- [34] R. B. HUGHES AND M. R. ANDERSON, *Simplexity of the cube*, Discrete Mathematics, 158 (1996), pp. 99–150.
- [35] E. KARNI, *On multivariate risk aversion*, Econometrica, 47 (1979), pp. 1391–1401.
- [36] A. B. KEHA, I. R. DE FARIAS JR, AND G. L. NEMHAUSER, *Models for representing piecewise linear cost functions*, Operations Research Letters, 32 (2004), pp. 44–48.

- [37] J. LEE AND D. WILSON, *Polyhedral methods for piecewise-linear functions I: the lambda method*, Discrete Applied Mathematics, 108 (2001), pp. 269–285.
- [38] H. LEVY AND A. LEVY, *Arrow-pratt measures of risk aversion: The multivariate case*, International Economic Review, 32 (1991), pp. 891–898.
- [39] J. LIESIÖ AND E. VILKKUMAA, *Nonadditive multiattribute utility functions for portfolio decision analysis*, Operations Research, 69 (2021), pp. 1886–1908.
- [40] J. LIU, Z. CHEN, AND H. XU, *Multistage utility preference robust optimization*, arXiv preprint arXiv:2109.04789, (2021).
- [41] J. LOFBERG, *Yalmip: A toolbox for modeling and optimization in matlab*, in 2004 IEEE international conference on robotics and automation (IEEE Cat. No. 04CH37508), IEEE, 2004, pp. 284–289.
- [42] F. MACCHERONI, *Maxmin under risk*, Economic Theory, 19 (2002), pp. 823–831.
- [43] E. J. MCSHANE, *Integration*, Princeton University Press, Princeton, 1947.
- [44] C. A. MEYER AND C. A. FLOUDAS, *Convex envelopes for edge-concave functions*, Mathematical programming, 103 (2005), pp. 207–224.
- [45] R. MISENER AND C. FLOUDAS, *Piecewise-linear approximations of multidimensional functions*, Journal of Optimization Theory and Applications, 145 (2010), pp. 120–147.
- [46] J. M. MIYAMOTO AND P. WAKKER, *Multiattribute utility theory without expected utility foundations*, Operations Research, 44 (1996), pp. 313–326.
- [47] S. F. RICHARD, *Multivariate risk aversion, utility independence and separable utility functions*, Management Science, 22 (1975), pp. 12–21.
- [48] S. M. ROBINSON, *An application of error bounds for convex programming in a linear space*, SIAM Journal on Control, 13 (1975), pp. 271–273.
- [49] W. RÖMISCH, *Stability of stochastic programming problems*, Handbooks in operations research and management science, 10 (2003), pp. 483–554.
- [50] G. W. TORRANCE, M. H. BOYLE, AND S. P. HORWOOD, *Application of multi-attribute utility theory to measure social preferences for health states*, Operations Research, 30 (1982), pp. 1043–1069.
- [51] A. TSANAKAS AND E. DESLI, *Risk measures and theories of choice*, British Actuarial Journal, 9 (2003), pp. 959–991.
- [52] C. TSENG AND T. LU, *Minimax multiobjective optimization in structural design*, International Journal for Numerical Methods in Engineering, 30 (1990), pp. 1213–1228.
- [53] I. TSETLIN AND R. L. WINKLER, *On equivalent target-oriented formulations for multiattribute utility*, Decision Analysis, 3 (2006), pp. 94–99.

- [54] I. TSETLIN AND R. L. WINKLER, *Decision making with multiattribute performance targets: The impact of changes in performance and target distributions*, Operations Research, 55 (2007), pp. 226–233.
- [55] I. TSETLIN AND R. L. WINKLER, *Multiattribute utility satisfying a preference for combining good with bad*, Management Science, 55 (2009), pp. 1942–1952.
- [56] P. VAYANOS, Y. YE, D. MCELFRISH, J. DICKERSON, AND E. RICE, *Robust active preference elicitation*, arXiv preprint arXiv:2003.01899, (2020).
- [57] J. P. VIELMA, *Mixed integer linear programming formulation techniques*, SIAM Review, 57 (2015), pp. 3–57.
- [58] J. P. VIELMA, S. AHMED, AND G. NEMHAUSER, *Mixed-integer models for nonseparable piecewise-linear optimization: Unifying framework and extensions*, Operations Research, 58 (2010), pp. 303–315.
- [59] B. VON STENGEL, *Decomposition of multiattribute expected-utility functions*, Annals of Operations Research, 16 (1988), pp. 161–183.
- [60] W. WANG AND H. XU, *Preference robust distortion risk measure and its application*, Mathematical Finance, 33 (2023), pp. 389–434.
- [61] J. WU, W. B. HASKELL, W. HUANG, AND H. XU, *Preference robust optimization with quasi-concave choice functions for multi-attribute prospects*, arXiv preprint arXiv:2008.13309, (2020).
- [62] Q. WU AND H. XU, *Preference robust modified optimized certainty equivalent*, SIAM Journal on Optimization, 32 (2022), pp. 2662–2689.
- [63] W. YOUNG, *On multiple integration by parts and the second theorem of the mean*, Proceedings of the London Mathematical Society, 2 (1917), pp. 273–293.
- [64] A. ZAKARIAZADEH, S. JADID, AND P. SIANO, *Multi-objective scheduling of electric vehicles in smart distribution system*, Energy Conversion and Management, 79 (2014), pp. 43–53.
- [65] Y. ZHANG, H. XU, AND W. WANG, *Preference robust models in multivariate utility-based shortfall risk minimization*, Optimization Methods and Software, 37 (2022), pp. 712–752.

Appendix A Proofs

A.1 Proof of Proposition 3.1

Since ψ_l , $l = 1, \dots, M$, take constant values over $T_{i,j}$ for $i = 1, \dots, N_1 - 1$ and $j = 1, \dots, N_2 - 1$, there exist constants $c_{i,j}^l$ such that

$$\psi_l(x, y) := \sum_{i=1}^{N_1-1} \sum_{j=1}^{N_2-1} c_{i,j}^l \mathbb{1}_{T_{i,j}}(x, y).$$

Next, we verify that $u_N(x, y)$ satisfies the following inequalities:

$$\int_T u_N(x, y) d\psi_l(x, y) \leq c_l, l = 1, \dots, M.$$

By integration in parts (see, e.g., [63] and [6]),

$$\begin{aligned} & \int_T u_N(x, y) d\psi_l(x, y) \\ &= u_N(\underline{x}, \underline{y}) [\psi_l]_{\underline{x}, \underline{y}}^{\bar{x}, \bar{y}} + \int_T [\psi_l]_{\underline{x}, \underline{y}}^{\bar{x}, \bar{y}} du_N(x, y) + \int_X [\psi_l]_{\underline{x}, \underline{y}}^{\bar{x}, \bar{y}} du_N(x, \underline{y}) + \int_Y [\psi_l]_{\underline{x}, \underline{y}}^{\bar{x}, \bar{y}} du_N(\underline{x}, y). \end{aligned}$$

Since $u_N(\underline{x}, \underline{y}) = 0$, it suffices to calculate the rest three terms at the right hand side of the equation. Let $\hat{\psi}_l(x, y) := [\psi_l]_{\underline{x}, \underline{y}}^{\bar{x}, \bar{y}}$. Then by definition (see [63] and [6])

$$\begin{aligned} \hat{\psi}_l(x, y) &= \psi_l(\bar{x}, \bar{y}) - \psi_l(x, \bar{y}) - \psi_l(\bar{x}, y) + \psi_l(x, y) \\ &= \sum_{i=1}^{N_1-2} \sum_{j=1}^{N_2-2} c_{i,j}^l \mathbb{1}_{T_{i,j}}(x, y) - c_{N_1-1, N_2-1}^l \mathbb{1}_{T_{N_1-1, N_2-1}}(x, y). \end{aligned}$$

Likewise, we have

$$\begin{aligned} \psi_{1,l}(x) &:= [\psi_l]_{\underline{x}, \underline{y}}^{\bar{x}, \bar{y}} = \psi_l(\bar{x}, \bar{y}) - \psi_l(x, \bar{y}) - \psi_l(\bar{x}, y) + \psi_l(x, y) \\ &= \sum_{i=1}^{N_1-1} (c_{i,1}^l - c_{i, N_2-1}^l) \mathbb{1}_{X_i}(x) - c_{N_1-1, 1}^l \end{aligned}$$

and

$$\begin{aligned} \psi_{2,l}(y) &:= [\psi_l]_{\underline{x}, \underline{y}}^{\bar{x}, \bar{y}} = \psi_l(\bar{x}, \bar{y}) - \psi_l(\underline{x}, \bar{y}) - \psi_l(\bar{x}, y) + \psi_l(\underline{x}, y) \\ &= \sum_{j=1}^{N_2-1} (c_{1,j}^l - c_{N_1-1, j}^l) \mathbb{1}_{Y_j}(y) - c_{1, N_2-1}^l. \end{aligned}$$

Consequently, we have

$$\begin{aligned} & \int_T [\psi_l]_{\underline{x}, \underline{y}}^{\bar{x}, \bar{y}} du_N(x, y) = \int_T \hat{\psi}_l(x, y) du_N(x, y) \\ &= \sum_{i=1}^{N_1-1} \sum_{j=1}^{N_2-1} \int_{T_{i,j}} \left(\sum_{i=1}^{N_1-2} \sum_{j=1}^{N_2-2} c_{i,j}^l \mathbb{1}_{T_{i,j}}(x, y) - c_{N_1-1, N_2-1}^l \mathbb{1}_{T_{N_1-1, N_2-1}}(x, y) \right) du_N(x, y) \\ &= \sum_{i=1}^{N_1-2} \sum_{j=1}^{N_2-2} \int_{T_{i,j}} c_{i,j}^l du_N(x, y) - \int_{T_{N_1-1, N_2-1}} c_{N_1-1, N_2-1}^l du_N(x, y) \\ &= \sum_{i=1}^{N_1-2} \sum_{j=1}^{N_2-2} c_{i,j}^l (u_N(x_{i+1}, y_{j+1}) - u_N(x_i, y_{j+1}) - u_N(x_{i+1}, y_j) + u_N(x_i, y_j)) \\ &\quad + c_{N_1-1, N_2-1}^l (u_N(x_{N_1}, y_{N_2}) - u_N(x_{N_1-1}, y_{N_2-1}) - u_N(x_{N_1}, y_{N_2-1}) + u_N(x_{N_1-1}, y_{N_2})) \\ &= \sum_{i=1}^{N_1-1} \sum_{j=1}^{N_2-1} c_{i,j}^l (u(x_{i+1}, y_{j+1}) - u(x_i, y_{j+1}) - u(x_{i+1}, y_j) + u(x_i, y_j)) \\ &\quad + c_{N_1-1, N_2-1}^l (u(x_{N_1}, y_{N_2}) - u(x_{N_1-1}, y_{N_2-1}) - u(x_{N_1}, y_{N_2-1}) + u(x_{N_1-1}, y_{N_2})) \end{aligned}$$

$$= \int_{\underline{x}, \underline{y}}^{\bar{x}, \bar{y}} \psi_l(x, y) du(x, y), \quad (\text{A.1})$$

where the third equality follows from the definition of Lebesgue-Stieltjes integration given that u_N is non-decreasing and bounded (see [43, 8]). Likewise, we can show that

$$\int_X \psi_{1,l}(x) du_N(x, \underline{y}) = \int_X \psi_{1,l}(x) du(x, \underline{y}) \quad (\text{A.2})$$

and

$$\int_Y \psi_{2,l}(y) du_N(\underline{x}, y) = \int_Y \psi_{2,l}(y) du(\underline{x}, y). \quad (\text{A.3})$$

Combing (A.1)-(A.3), we obtain

$$\int_T u_N(x, y) d\psi_l(x, y) = \int_T u(x, y) d\psi_l(x, y) \leq c_l, l = 1, \dots, M. \quad (\text{A.4})$$

The proof is complete. \square

A.2 Proof of Proposition 3.2.

Since F is a continuous piecewise linear function with two pieces, then there are only two possibilities that F satisfies the conservative condition (3.5) or not. Without loss of generality, we assume the conservative condition fails. According to the discussions in [43, 8], F generates a LS (outer) measure μ_F^* defined as

$$\mu_F^*((\underline{a}, \bar{a}] \times (\underline{b}, \bar{b}]) = F(\bar{a}, \bar{b}) - F(\underline{a}, \bar{b}) - F(\bar{a}, \underline{b}) + F(\underline{a}, \underline{b}).$$

By the definition of the LS integration,

$$\int_{\underline{a}, \underline{b}}^{\bar{a}, \bar{b}} \psi(x, y) dF(x, y) = \int_{(\underline{a}, \bar{a}] \times (\underline{b}, \bar{b}]} \psi(x, y) d\mu_F^*.$$

Let I and II denote the triangle regions in $[\underline{a}, \bar{a}] \times [\underline{b}, \bar{b}]$ above (including) and below (including) AB respectively. Let $R = (a, a'] \times (b, b']$ be a subset of I or II . Then

$$F(a, b) + F(a', b') = 2F((a + a')/2, (b + b')/2) = F(a, b') + F(a', b),$$

because of the linearity of F over the R . This implies $\mu_F^*(R) = 0$. Now we turn to discuss the measure over the boundary of $I \cup II$ (denoted by $\partial(I \cup II) = ((\underline{a}, \bar{a}] \times \bar{b}) \cup (\bar{a} \times (\underline{b}, \bar{b}])$). For any small constant $\epsilon > 0$,

$$\mu_F^*((\underline{a}, \bar{a}] \times \bar{b}) \leq \mu_F^*((\underline{a}, \bar{a}] \times (\bar{b} - \epsilon, \bar{b}]) = F(\underline{a}, \bar{b} - \epsilon) - F(\underline{a}, \bar{b}) - F(\bar{a}, \bar{b} - \epsilon) + F(\bar{a}, \bar{b}).$$

By driving ϵ to zero, we obtain

$$\mu_F^*((\underline{a}, \bar{a}] \times \bar{b}) \leq \lim_{\epsilon \rightarrow 0} (F(\underline{a}, \bar{b} - \epsilon) - F(\underline{a}, \bar{b}) - F(\bar{a}, \bar{b} - \epsilon) + F(\bar{a}, \bar{b})) = 0,$$

which implies $\mu_F^*((a, \bar{a}] \times \bar{b}) = 0$. Likewise, we can also obtain $\mu_F^*(\bar{a} \times (b, \bar{b}]) = 0$ and hence $\mu_F^*(\partial(I \cup II)) = 0$. Let $\{a_i\}$ and $\{b_i\}$ be two sequences of monotonically increasing numbers such that $R_i := (a_i, a_{i+1}] \times (b_i, b_{i+1}] \subset \text{int } I$ and $\bigcup_i R_i = I$. By the property of outer measure,

$$\mu_F^*(\text{int } I) \leq \sum_i \mu_F^*(R_i) = 0.$$

This shows $\mu_F^*(\text{int } I) = 0$. Likewise, $\mu_F^*(\text{int } II) = 0$. Consequently, we have $\mu_F^*(I \cup II) = \mu_F^*(I \cap II)$. Next, let $t \in (a, \bar{a}]$ and consider the segment $L = (a, t] \times (b, y(t)] \cap (I \cap II)$, we have

$$\mu_F^*(L) = \frac{t - a}{\bar{a} - a} \mu_F^*(I \cap II),$$

where $y(t)$ is the linear function representing $I \cap II$ (AB).

$$\begin{aligned} \int_{[a, \bar{a}] \times [b, \bar{b}]} \psi(x, y) dF(x, y) &= \int_{I \cap II} \psi(x, y(x)) d\mu_F^* \\ &= \frac{\mu_F^*(I \cap II)}{\bar{a} - a} \lim_{t \rightarrow \bar{a}} \int_a^t \psi(x, y(x)) dx = \frac{\mu_F^*(I \cap II)}{\bar{a} - a} \int_a^{\bar{a}} \psi(x, y(x)) dx, \end{aligned}$$

where the third equality holds since $\psi(x, y(x))$ is Riemann integrable. \square

A.3 Proof of Proposition 4.2

By introducing dual variables, we can write down the Lagrange function of the inner minimization problem (4.3) w.r.t. \mathbf{u}

$$\begin{aligned} L(\mathbf{u}, \boldsymbol{\lambda}^1, \boldsymbol{\lambda}^2, \boldsymbol{\eta}^1, \boldsymbol{\eta}^2, \boldsymbol{\tau}, \sigma, \boldsymbol{\zeta}) &= \sum_{k=1}^K p_k \sum_{i=1}^{N_1} \sum_{j=1}^{N_2} \alpha_{i,j}^k u_{i,j} + \sum_{i=1}^{N_1-1} \sum_{j=1}^{N_2} \lambda_{i,j}^1 (u_{i,j} - u_{i+1,j}) + \sum_{i=1}^{N_1} \sum_{j=1}^{N_2-1} \lambda_{i,j}^2 (u_{i,j} - u_{i,j+1}) \\ &+ \sum_{i=1}^{N_1-1} \sum_{j=1}^{N_2} \eta_{i,j}^1 (u_{i+1,j} - u_{i,j} - L(x_{i+1} - x_i)) + \sum_{i=1}^{N_1} \sum_{j=1}^{N_2-1} \eta_{i,j}^2 (u_{i,j+1} - u_{i,j} - L(y_{j+1} - y_j)) \\ &+ \sum_{i=1}^{N_1-1} \sum_{j=1}^{N_2-1} \tau_{i,j} (u_{i,j} + u_{i+1,j+1} - u_{i,j+1} - u_{i+1,j}) + \sigma(1 - u_{N_1, N_2}) + \sum_{l=1}^M \zeta_l \sum_{i=1}^{N_1} \sum_{j=1}^{N_2} Q_{i,j}^l, \end{aligned}$$

where $\boldsymbol{\lambda}^1 \in \mathbb{R}_+^{(N_1-1) \times N_2}$, $\boldsymbol{\lambda}^2 \in \mathbb{R}_+^{N_1 \times (N_2-1)}$, $\boldsymbol{\eta}^1 \in \mathbb{R}_+^{(N_1-1) \times N_2}$, $\boldsymbol{\eta}^2 \in \mathbb{R}_+^{N_1 \times (N_2-1)}$, $\boldsymbol{\tau} \in \mathbb{R}_+^{(N_1-1) \times (N_2-1)}$, $\sigma \in \mathbb{R}$ and $\boldsymbol{\zeta} \in \mathbb{R}_+^M$. We can then derive the Lagrange dual formulation and merge it into the outer maximization problem to obtain (4.8). \square

A.4 Proof of Proposition 5.1.

Case (i). $\mathcal{G} = \mathcal{G}_K$. We have

$$\begin{aligned} \text{dl}_{\mathcal{G}_K}(u, u_N) &= \sup_{g \in \mathcal{G}_K} \left| \int_T g(x, y) du(x, y) - \int_T g(x, y) du_N(x, y) \right| \end{aligned}$$

$$\begin{aligned}
&\leq \sum_{i=1}^{N_1-1} \sum_{j=1}^{N_2-1} \sup_{g \in \mathcal{G}_K} \left| \int_{T_{i,j}} g(x, y) du(x, y) - \int_{T_{i,j}} g(x, y) du_N(x, y) \right| \\
&\leq \sum_{i=1}^{N_1-1} \sum_{j=1}^{N_2-1} \sup_{g \in \mathcal{G}_K} \left| \int_{T_{i,j}} g(x, y) du(x, y) - \int_{T_{i,j}} g(x_i, y_j) du(x, y) \right. \\
&\quad \left. + \int_{T_{i,j}} g(x_i, y_j) du(x, y) - \int_{T_{i,j}} g(x, y) du_N(x, y) \right| \\
&\leq \sum_{i=1}^{N_1-1} \sum_{j=1}^{N_2-1} \sup_{g \in \mathcal{G}_K} \left(\left| \int_{T_{i,j}} |g(x, y) - g(x_i, y_j)| du(x, y) \right| \right. \\
&\quad \left. + \left| \int_{T_{i,j}} |g(x_i, y_j) - g(x, y)| du_N(x, y) \right| \right) \\
&\leq (\beta_{N_1}^2 + \beta_{N_2}^2)^{1/2} \sum_{i=1}^{N_1-1} \sum_{j=1}^{N_2-1} \left(\left| \int_{T_{i,j}} du(x, y) \right| + \left| \int_{T_{i,j}} du_N(x, y) \right| \right) \\
&= 2(\beta_{N_1}^2 + \beta_{N_2}^2)^{1/2} |1 - u_N(\underline{x}, \bar{y}) - u_N(\underline{y}, \bar{x})| \leq 2(\beta_{N_1}^2 + \beta_{N_2}^2)^{1/2}, \tag{A.5}
\end{aligned}$$

where the last equality holds due to that u and u_N satisfy the conservative conditions, which implies that

$$\int_{T_{i,j}} du(x, y) = \int_{T_{i,j}} du_N(x, y) = u_{i+1,j+1} - u_{i+1,j} - u_{i,j+1} + u_{i,j} \leq 0.$$

Then

$$\sum_{i=1}^{N_1-1} \sum_{j=1}^{N_2-1} \left| \int_{T_{i,j}} du(x, y) \right| = \sum_{i=1}^{N_1-1} \sum_{j=1}^{N_2-1} \left| \int_{T_{i,j}} du_N(x, y) \right| = |1 - u(\underline{x}, \bar{y}) - u(\underline{y}, \bar{x})|.$$

Case (ii). $\mathcal{G} = \mathcal{G}_I$. We only consider Type 1 PLA. Similar arguments can be established for Type 2 PLA. Let $(x, y) \in T_{i,j}$. Consider the case that (x, y) lies below the main diagonal, i.e., $0 \leq \frac{y-y_j}{x-x_i} \leq \frac{y_{j+1}-y_j}{x_{i+1}-x_i}$. Thus

$$\begin{aligned}
&|u_N(x, y) - u(x, y)| \\
&= \left| \left(1 - \frac{x-x_i}{x_{i+1}-x_i}\right) u_{i,j} + \left(\frac{x-x_i}{x_{i+1}-x_i} - \frac{y-y_j}{y_{j+1}-y_j}\right) u_{i+1,j} + \frac{y-y_j}{y_{j+1}-y_j} u_{i+1,j+1} - u(x, y) \right| \\
&\leq \left| \left(1 - \frac{x-x_i}{x_{i+1}-x_i}\right) (u_{i,j} - u(x, y)) \right| + \left| \left(\frac{x-x_i}{x_{i+1}-x_i} - \frac{y-y_j}{y_{j+1}-y_j}\right) (u_{i+1,j} - u(x, y)) \right| \\
&\quad + \left| \frac{y-y_j}{y_{j+1}-y_j} (u_{i+1,j+1} - u(x, y)) \right|.
\end{aligned}$$

Since $u_{i,j} = u(x_i, y_j)$, by the Lipschitz continuity of u , we have

$$|u_{i,j} - u(x, y)| = |u(x_i, y_j) - u(x, y)| \leq L(\beta_{N_1} + \beta_{N_2}).$$

Likewise, we can obtain $|u_{i+1,j} - u(x, y)| \leq L(\beta_{N_1} + \beta_{N_2})$ and $|u_{i+1,j+1} - u(x, y)| \leq L(\beta_{N_1} + \beta_{N_2})$, which give rise to

$$|u_N(x, y) - u(x, y)| \leq L(\beta_{N_1} + \beta_{N_2}). \tag{A.6}$$

We can obtain the same inequality when $(x, y) \in [x_{i-1}, x_i] \times [y_{j-1}, y_j]$ and $\frac{y-y_j}{x-x_i} \geq \frac{y_{j+1}-y_j}{x_{i+1}-x_i}$. Summarizing the discussions above, we have

$$\begin{aligned} \text{dl}_{\mathcal{G}_I}(u, u_N) &= \sup_{g \in \mathcal{G}} \left| \int_{\underline{x}, \underline{y}}^{x, y} du(x, y) - \int_{\underline{x}, \underline{y}}^{x, y} du_N(x, y) \right| \\ &= \sup_{(x, y) \in T} |u(x, y) - u(\underline{x}, \underline{y}) - u(\underline{x}, y) - u_N(x, y) + u_N(\underline{x}, \underline{y}) + u_N(\underline{x}, y)| \\ &\leq 2L(\beta_{N_1} + \beta_{N_2}), \end{aligned}$$

which implies (5.7). The proof is complete. \square

A.5 Proof of Theorem 5.1.

Let $\hat{\alpha} < \alpha$ be a positive number. Under Slater's condition (5.3), there exists a function $u_N^0 \in \mathcal{U}_N$ and a positive number $N^0 = N_1^0 \times N_2^0$ such that

$$\langle u_N^0, \psi \rangle - \mathbf{C} + \hat{\alpha} \mathbb{B}^M \subset \mathbb{R}_-^M \quad (\text{A.7})$$

for $N \geq N^0$. The existence follows from Proposition 5.1 in that there exists u^0 satisfying (5.3), and by (A.6) we can construct a piecewise linear utility function u_N^0 of u^0 such that $u_N^0 \rightarrow u^0$ under $\|\cdot\|_\infty$ uniformly as $\beta_{N_i} \rightarrow 0$, $i = 1, 2$. By applying Lemma 5.1 to \mathcal{U} under Slater's condition (A.7), for any $\tilde{u} \in \mathcal{U}_N$,

$$\mathbb{D}_{\mathcal{G}}(\tilde{u}, \mathcal{U}_N) \leq \frac{\text{dl}_{\mathcal{G}}(\tilde{u}, u_N^0)}{\hat{\alpha}} \|(\langle \tilde{u}, \psi \rangle - \mathbf{C})_+\| \quad (\text{A.8})$$

for all $N \geq N^0$. Let $u \in \mathcal{U}$ and u_N be defined as in Proposition 3.1. Then

$$\begin{aligned} &\|\langle u_N, \psi \rangle - \langle u, \psi \rangle\|^2 \\ &= \sum_{l=1}^M \left| \int_T u_N(x, y) d\psi_l(x, y) - \int_T u(x, y) d\psi_l(x, y) \right|^2 \\ &\leq \sum_{l=1}^M \left| \int_T |u_N(x, y) - u(x, y)| d\psi_l(x, y) \right|^2 \\ &\leq L^2(\beta_{N_1} + \beta_{N_2})^2 \sum_{l=1}^M \left| \int_T d\psi_l(t) \right|^2. \end{aligned} \quad (\text{A.9})$$

By the triangle inequality for the pseudo-metric and (A.8), we have

$$\begin{aligned} \text{dl}_{\mathcal{G}}(u, \mathcal{U}_N) &\leq \text{dl}_{\mathcal{G}}(u, u_N) + \text{dl}_{\mathcal{G}}(u_N, \mathcal{U}_N) \\ &\leq \text{dl}_{\mathcal{G}}(u, u_N) + \frac{\text{dl}_{\mathcal{G}}(u_N, u_N^0)}{\hat{\alpha}} \|(\langle u_N, \psi \rangle - \mathbf{C})_+\| \\ &= \text{dl}_{\mathcal{G}}(u, u_N) + \frac{\text{dl}_{\mathcal{G}}(u_N, u_N^0)}{\hat{\alpha}} [\|(\langle u_N, \psi \rangle - \mathbf{C})_+\| - \|(\langle u, \psi \rangle - \mathbf{C})_+\|] \\ &\leq \text{dl}_{\mathcal{G}}(u, u_N) + \frac{\text{dl}_{\mathcal{G}}(u_N, u_N^0)}{\hat{\alpha}} \|\langle u_N, \psi \rangle - \langle u, \psi \rangle\| \\ &\leq \text{dl}_{\mathcal{G}}(u, u_N) + \frac{\text{dl}_{\mathcal{G}}(u_N, u_N^0)}{\hat{\alpha}} L(\beta_{N_1} + \beta_{N_2}) \left(\sum_{l=1}^M \left| \int_T d\psi_l(t) \right|^2 \right)^{1/2}, \end{aligned} \quad (\text{A.10})$$

where the equality holds due to $u \in \mathcal{U}$, i.e. $(\langle u, \psi \rangle - \mathbf{C})_+ = 0$ and the last inequality comes from (A.9). In what follows, we turn to estimate $\mathbf{dl}_{\mathcal{G}}(u, u_N)$ and $\mathbf{dl}_{\mathcal{G}}(u_N, u_N^0)$ when \mathcal{G} have specific form.

Case (i). If $\mathcal{G} = \mathcal{G}_K$, then $\mathbf{dl}_{\mathcal{G}_K}(u_N, u_N^0) \leq ((\bar{x} - \underline{x})^2 + (\bar{y} - \underline{y})^2)^{1/2}$ and $\mathbf{dl}_{\mathcal{G}_K}(u, u_N) \leq 2(\beta_{N_1}^2 + \beta_{N_2}^2)^{1/2}$ by Proposition 5.1 (i). Taking supremum w.r.t. u over \mathcal{U} on both sides of (A.10), we obtain

$$\mathbb{D}_{\mathcal{G}_K}(\mathcal{U}, \mathcal{U}_N) \leq 2(\beta_{N_1}^2 + \beta_{N_2}^2)^{1/2} + L(\beta_{N_1} + \beta_{N_2}) \frac{((\bar{x} - \underline{x})^2 + (\bar{y} - \underline{y})^2)^2}{\hat{\alpha}} \left(\sum_{l=1}^M \left| \int_T d\psi_l(t) \right| \right)^{1/2}$$

and hence (5.8) holds since $\mathbb{D}_{\mathcal{G}_K}(\mathcal{U}_N, \mathcal{U}) = 0$.

Case (ii). If $\mathcal{G} = \mathcal{G}_I$, then $\mathbf{dl}_{\mathcal{G}_I}(u_N, u_N^0) \leq 1$ and $\mathbf{dl}_{\mathcal{G}_I}(u, u_N) \leq 2L(\beta_{N_1} + \beta_{N_2})$ by Proposition 5.1 (ii). Following a similar analysis to Case (i), we obtain (5.9). \square

A.6 Proof of Corollary 5.1.

Since $\mathcal{U}_N \subset \mathcal{U}$ by definition, then $\mathbb{D}_{\mathcal{G}}(\mathcal{U}_N, \mathcal{U}) = 0$ for any \mathcal{G} . Thus, it suffices to estimate $\mathbb{D}_{\mathcal{G}}(\mathcal{U}, \mathcal{U}_N)$. For any $u \in \mathcal{U}$, it follows by Proposition 3.1 that we can construct u_N of Type-1 PLA or Type-2 PLA such that $u_N \in \mathcal{U}_N$. Consequently, in the case that $\mathcal{G} = \mathcal{G}_K$, we have

$$\mathbf{dl}_{\mathcal{G}_K}(u, \mathcal{U}_N) \leq \mathbf{dl}_{\mathcal{G}_K}(u, u_N) + \mathbf{dl}_{\mathcal{G}_K}(u_N, \mathcal{U}_N) = \mathbf{dl}_{\mathcal{G}_K}(u, u_N) \leq 2(\beta_{N_1}^2 + \beta_{N_2}^2)^{1/2},$$

where the last inequality follows from Proposition 5.1 (i). Hence

$$\mathbb{H}_{\mathcal{G}_K}(\mathcal{U}, \mathcal{U}_N) = \max\{0, \mathbb{D}_{\mathcal{G}_K}(\mathcal{U}, \mathcal{U}_N)\} = \sup_{u \in \mathcal{U}} \mathbf{dl}_{\mathcal{G}_K}(u, \mathcal{U}_N) \leq 2(\beta_{N_1}^2 + \beta_{N_2}^2)^{1/2}.$$

In the case that $\mathcal{G} = \mathcal{G}_I$, we have

$$\mathbf{dl}_{\mathcal{G}_I}(u, \mathcal{U}_N) \leq \mathbf{dl}_{\mathcal{G}_I}(u, u_N) \leq 2L(\beta_{N_1} + \beta_{N_2}),$$

where the last inequality follows from Proposition 5.1 (ii) and hence

$$\mathbb{H}_{\mathcal{G}_I}(\mathcal{U}, \mathcal{U}_N) = \max\{0, \mathbb{D}_{\mathcal{G}_I}(\mathcal{U}, \mathcal{U}_N)\} \leq 2L(\beta_{N_1} + \beta_{N_2}).$$

The proof is complete. \square

A.7 Proof of Theorem 5.2.

Part (i). It is well-known that

$$|\vartheta_N - \vartheta| \leq \max_{z \in Z} \left| \min_{u \in \mathcal{U}_N} \mathbb{E}_P[u(\mathbf{f}(z, \xi))] - \min_{u \in \mathcal{U}} \mathbb{E}_P[u(\mathbf{f}(z, \xi))] \right|.$$

Let δ be a small positive number. For any $z \in Z$, we can find a δ -optimal solution $u^z \in \mathcal{U}$ and $u_N^z \in \mathcal{U}_N$ such that

$$\mathbb{E}_P[u^z(\mathbf{f}(z, \xi))] \leq \min_{u \in \mathcal{U}} \mathbb{E}_P[u(\mathbf{f}(z, \xi))] + \delta, \quad \mathbb{E}_P[u_N^z(\mathbf{f}(z, \xi))] \geq \min_{u \in \mathcal{U}_N} \mathbb{E}_P[u(\mathbf{f}(z, \xi))].$$

Combing the above inequalities, we have

$$\begin{aligned} \min_{u \in \mathcal{U}_N} \mathbb{E}_P[u(\mathbf{f}(\mathbf{z}, \boldsymbol{\xi}))] - \min_{u \in \mathcal{U}} \mathbb{E}_P[u(\mathbf{f}(\mathbf{z}, \boldsymbol{\xi}))] &\leq \mathbb{E}_P[u_N^{\mathbf{z}}(\mathbf{f}(\mathbf{z}, \boldsymbol{\xi})) - u^{\mathbf{z}}(\mathbf{f}(\mathbf{z}, \boldsymbol{\xi}))] + \delta \\ &\leq \sup_{(x,y) \in T} |u_N^{\mathbf{z}}(x, y) - u^{\mathbf{z}}(x, y)| + \delta. \end{aligned} \quad (\text{A.11})$$

On the other hand, for any $u, v \in \mathcal{U}$

$$\begin{aligned} &\sup_{(x,y) \in T} |u(x, y) - v(x, y)| \\ &\leq \sup_{(x,y) \in T} (|u(x, y) - v(x, y) - u(x, \underline{y}) - u(\underline{x}, y) + v(x, \underline{y}) + v(\underline{x}, y)| \\ &\quad + |v(x, \underline{y}) + v(\underline{x}, y) - u(x, \underline{y}) - u(\underline{x}, y)|) \\ &= \sup_{(x,y) \in T} \left(\left| \int_{\underline{x}, \underline{y}}^{x, y} du(x, y) - \int_{\underline{x}, \underline{y}}^{x, y} dv(x, y) \right| + |v(x, \underline{y}) + v(\underline{x}, y) - u(x, \underline{y}) - u(\underline{x}, y)| \right) \\ &\leq \sup_{g \in \mathcal{G}_I} \left| \int_T g(x, y) du(x, y) - \int_T g(x, y) dv(t) \right| + \sup_{(x,y) \in T} |v(x, \underline{y}) + v(\underline{x}, y) - u(x, \underline{y}) - u(\underline{x}, y)|. \end{aligned}$$

Since $\mathcal{U}_N \subset \mathcal{U}$, by setting $u = u_N^{\mathbf{z}}$ and $v = u^{\mathbf{z}}$, we have

$$\begin{aligned} \sup_{(x,y) \in T} |u_N^{\mathbf{z}}(x, y) - u^{\mathbf{z}}(x, y)| &\leq \text{dl}_{\mathcal{G}_I}(u_N^{\mathbf{z}}, u^{\mathbf{z}}) + \sup_{(x,y) \in T} |u_N^{\mathbf{z}}(x, \underline{y}) - u^{\mathbf{z}}(x, \underline{y}) + u_N^{\mathbf{z}}(\underline{x}, y) - u^{\mathbf{z}}(\underline{x}, y)| \\ &\leq \mathbb{H}_{\mathcal{G}_I}(\mathcal{U}_N, \mathcal{U}) + L(\beta_{N_1} + \beta_{N_2}). \end{aligned} \quad (\text{A.12})$$

Combining (A.11)-(A.12), we obtain

$$\min_{u \in \mathcal{U}_N} \mathbb{E}_P[u(\mathbf{f}(\mathbf{z}, \boldsymbol{\xi}))] - \min_{u \in \mathcal{U}} \mathbb{E}_P[u(\mathbf{f}(\mathbf{z}, \boldsymbol{\xi}))] \leq \mathbb{H}_{\mathcal{G}_I}(\mathcal{U}_N, \mathcal{U}) + L(\beta_{N_1} + \beta_{N_2}) + \delta.$$

By exchanging the position of \mathcal{U} and \mathcal{U}_N , we can use the same argument to derive

$$\min_{u \in \mathcal{U}} \mathbb{E}_P[u(\mathbf{f}(\mathbf{z}, \boldsymbol{\xi}))] - \min_{u \in \mathcal{U}_N} \mathbb{E}_P[u(\mathbf{f}(\mathbf{z}, \boldsymbol{\xi}))] \leq \mathbb{H}_{\mathcal{G}_I}(\mathcal{U}, \mathcal{U}_N) + L(\beta_{N_1} + \beta_{N_2}) + \delta.$$

Since $\delta > 0$ can be arbitrarily small, we obtain

$$|\vartheta_N - \vartheta| \leq \max_{\mathbf{z} \in Z} \left| \min_{u \in \mathcal{U}} \mathbb{E}_P[u(\mathbf{f}(\mathbf{z}, \boldsymbol{\xi}))] - \min_{u \in \mathcal{U}_N} \mathbb{E}_P[u(\mathbf{f}(\mathbf{z}, \boldsymbol{\xi}))] \right| \leq \mathbb{H}_{\mathcal{G}_I}(\mathcal{U}, \mathcal{U}_N) + L(\beta_{N_1} + \beta_{N_2}) \quad (\text{A.13})$$

and hence (5.10) follows from (5.9).

Part(ii). Observe that $\Lambda(\cdot)$ is a non-decreasing function, thus its generalized inverse is well-defined. For any $\mathbf{z}_N^* \in Z_N^*$ and $\mathbf{z}^* \in Z^*$,

$$\begin{aligned} \Lambda(d(\mathbf{z}_N^*, \mathbf{z})) &\leq v(\mathbf{z}_N^*) - \vartheta^* = v(\mathbf{z}_N^*) - v(\mathbf{z}^*) \leq |v(\mathbf{z}_N^*) - v_N(\mathbf{z}_N^*)| + |v(\mathbf{z}_N^*) - v(\mathbf{z}^*)| \\ &\leq 2 \max_{\mathbf{z} \in Z} |v(\mathbf{z}) - v_N(\mathbf{z})|. \end{aligned}$$

Combining the inequality above with (5.10), we obtain

$$d(\mathbf{z}_N^*, \mathbf{z}^*) \leq \Lambda^{-1} \left(2 \max_{\mathbf{z} \in Z} |v(\mathbf{z}) - v_N(\mathbf{z})| \right) \leq \Lambda^{-1}(2\mathbb{H}_{\mathcal{G}_I}(\mathcal{U}_N, \mathcal{U}) + 2L(\beta_{N_1} + \beta_{N_2}))$$

and hence (5.11) follows. \square