

On Optimal Synchronization of Diffusively Coupled Heterogeneous Van der Pol Oscillators [★]

Tabea Trummel ^{*} Zonglin Liu ^{*} Olaf Stursberg ^{*}

^{*} *Control and System Theory, Dept. of Electrical Engineering and Computer Science, University of Kassel, Germany (e-mail: {t.trummel, z.liu, stursberg}@uni-kassel.de).*

Abstract: This paper proposes a novel method to achieve and preserve synchronization for a set of connected heterogeneous Van der Pol oscillators. Unlike the state-of-the-art synchronization methods, in which a large coupling gain is applied to couple any pair of connected oscillators, the proposed method first casts the whole synchronization process into two phases. The first one considers the period from the beginning to the first instant of synchronization, while the second phase covers the following time in which synchronization must be preserved. It is shown that a large coupling gain is adopted for the first phase, while the averaged coupling gain to preserve the synchronization in the second phase can be reduced significantly by using an offline optimized coupling law. Efficiency and performance of this method are confirmed by a set of numerical tests with different graphs and system dynamics.

Keywords: Synchronization, Networked systems, Optimal control, Limit cycles, Oscillations.

1. INTRODUCTION

The research on applying control and system theory to the study of biological and biochemical systems has attracted large interest in the last two decades. Among others, the investigation of nonlinear oscillatory networks which stem from oscillatory rhythms of humans or insects, such as the sleep-wake cycle, has become a relevant question in this domain, and leads to interesting questions also from a system-theoretic perspective. A typically relevant question is, which type of networked dynamic model with oscillatory behavior is relevant to describe and explain biological effects.

A popular model used often to describe the oscillations of single biological components is the *Van der Pol oscillator*, see Linkens (1979); Tegnitsap et al. (2021). (Of course, this type of oscillator has attracted much attention also for technical applications.) When using this model for considering sets of coupled biological components (as very common in biochemical systems), the aspect of synchronization of Van der Pol oscillators becomes relevant, see the overview by Wang (2022). Typically, for a set of (almost) identical biological components modeled by Van der Pol oscillators, the work by Rand and Holmes (1980); Banning (2011); Low et al. (2006) has shown how to achieve synchronization by taking into account the coupling topology represented by graphs. Later work considered that often coupled biological components are not identical, leading to research on synchronization of heterogeneous Van der Pol oscillators. A recent study of this problem by Lee and Shim (2018) has revealed, that

in order to achieve synchronization, a diffusive coupling law with large coupling gain (also called *strong coupling*) should be applied. It is shown that the large coupling gain can suppress the heterogeneity and thus achieve the synchronization. In succeeding work by Lee and Shim (2022), this concept of strong coupling is further elaborated on to synchronize also other types of heterogeneous oscillators, such as more general ones of *Liénard* type.

Strong coupling gains mean, however, in most cases for a given set of coupled oscillators that strong interaction require high consumption of energy or other resources (not only but also for biological systems). Especially if the synchronization must be maintained for longer periods of time, high consumption of resources makes it unrealistic so stay in this mode of operation. Thus, the work in Fardad et al. (2012) has proposed an optimal coupling law to reduce the peak value of the gains, but this strategy was only considered and formulated for the case of linear oscillators. The optimal gain in that work was determined by solving a semi-definite programming (SDP) problem involving linear matrix inequalities (LMI), while the optimized gain turned out to be a compromise of the synchronization error, the largest coupling gain, and the number of coupling edges. The work by Mosebach and Lunze (2015), which is also limited to linear oscillators, computed the optimal coupling gain for synchronization by using the technique of linear quadratic regulator. Note that the optimal gains obtained in that work are tailored to ensure a certain synchronization rate, while the principle can be well extended to reduce the coupling gains.

It is worth to emphasize that a considerable gap exists between linear oscillators and the considered type of Van der Pol oscillators. Typically, after synchronization the lin-

[★] Partial financial support by the German Research Foundation (DFG) through the Research Training Group "Biological Clocks on Multiple Time Scales" is gratefully acknowledged.

ear oscillators will keep being synchronized by deactivating the diffusive coupling law, while the synchronization of the latter type of oscillators will typically stop. This difference also motivates the necessity to reduce the coupling gains by preserving the synchronization for Van der Pol oscillators – but this aspect has rarely been studied before. According to the authors’ knowledge, the only related work is that by Lee and Shim (2022), who mentioned that it is unnecessary to constantly use a large coupling gain to preserve synchronization, but the work does not propose an effective method to reduce the gain.

Inspired by the work in Ramos (2006), where nonlinear oscillators are piecewise linearized in order to compute a limit cycle, the paper on hand proposes an effective method to reduce the coupling gains while preserving the synchronization of heterogeneous Van der Pol oscillators. The proposed method casts the whole synchronization process into two phases, in which a large and constant coupling gain is applied in the first phase to achieve the synchronization, while time-varying and edge-specific coupling gains with much smaller average values are applied to preserve the synchronization in the second phase.

In the next section, the scheme to synchronize all oscillators to a common limit cycle by using a large coupling gain is briefly reviewed. Section 3 describes how local Van der Pol oscillators are piecewise linearized along the common limit cycle, in order to determine the optimal coupling gains for preserving synchronization. This method is then tested for different settings in Sec. 4, together with a discussion on how to improve the method further to enhance system performance, and effects of the system topology are discussed. The work is concluded in Sec. 5 together with an outlook on possible future work.

2. PROBLEM DESCRIPTION

Consider a set $\mathcal{N} = \{1, \dots, n\}$ of heterogeneous Van der Pol oscillators, each of which has a local dynamics:

$$\begin{bmatrix} \dot{x}_{i,1}(t) \\ \dot{x}_{i,2}(t) \end{bmatrix} = \begin{bmatrix} x_{i,2}(t) \\ -x_{i,1}(t) + \mu_i(1 - x_{i,1}(t)^2)x_{i,2}(t) \end{bmatrix} \quad (1)$$

with time $t \in \mathbb{R}^{\geq 0}$ and a specific parameter $\mu_i > 0$ (leading to the notion of *heterogeneous oscillators*). It is well-known for these oscillators that for any given initial state $x_i(0) \neq 0$ of each oscillator $i \in \mathcal{N}$, the local state $x_i(t) = [x_{i,1}(t), x_{i,2}(t)]^\top$ converges to a limit cycle for $t \rightarrow \infty$, and the course of this limit cycle is determined by μ_i . Thus, for the considered group of heterogeneous Van der Pol oscillators with different μ_i , these will eventually converge to their own and specific limit cycle, thus the group does not show synchronization.

2.1 Diffusive Coupling Law

Now consider that the set of oscillators is coupled as represented by a directed and strongly connected graph $\mathcal{G} = (\mathcal{N}, \mathcal{E})$, in which \mathcal{N} denotes the set of nodes (vertices) and \mathcal{E} the set of directed edges. In literature, a common way to synchronize the heterogeneous oscillators is to couple the local dynamics by a so called *diffusive coupling law*, in which an external input signal $u_i(t) \in \mathbb{R}^2$ is applied to the local oscillator $i \in \mathcal{N}$ according to:

$$u_i(t) := k_c \sum_{j \in \mathcal{N}_i} (x_j(t) - x_i(t)). \quad (2)$$

The scalar $k_c \geq 0$ represents the coupling gain between two connected nodes. Let the set \mathcal{N}_i denote the indices of neighbored nodes of i in the sense that a directed edge $e_{ij} \in \mathcal{E}$ from $j \in \mathcal{N}_i$ to i exists. By using $f_i(x_i(t))$ as a short form of the right-hand side of (1), the local dynamics of any $i \in \mathcal{N}$ under the effect of the coupling law (2) is given by:

$$\dot{x}_i(t) = f_i(x_i(t)) + u_i(t). \quad (3)$$

By collecting all local states $x_i(t)$ in one global state vector $x(t) = [x_1^\top(t) \dots x_n^\top(t)]^\top$ and by using $f(x(t))$ to denote the collection of local dynamics $[f_1^\top(x_1(t)) \dots f_n^\top(x_n(t))]^\top$ of all oscillators, the overall coupled dynamics follows to:

$$\dot{x}(t) = f(x(t)) - k_c(\mathcal{L} \otimes I_2)x(t). \quad (4)$$

In here, \otimes denotes the Kronecker product of two matrices, I_2 denotes an 2×2 identity matrix, and \mathcal{L} is the Laplacian matrix of the graph \mathcal{G} (more details on Laplacian matrices of graphs are defined e.g. in Bullo (2019)).

2.2 Synchronization to Limit Cycles of the Blended Dynamics

Based on (4), it is shown in Lee and Shim (2018) and Lee and Shim (2022), that for any synchronization accuracy $\epsilon > 0$, there always exists a threshold κ of the coupling gain k_c , such that:

$$\limsup_{t \rightarrow \infty} \|x_i(t) - s(t)\| \leq \epsilon, \quad \forall i \in \mathcal{N} \quad (5)$$

applies for all $k_c \geq \kappa$. Here, $s(t) \in \mathbb{R}^2$ is the solution to the averaged dynamics of all oscillators (also called *the blended dynamics*):

$$\dot{s}(t) = \frac{1}{n} \sum_{i \in \mathcal{N}} f_i(s(t)), \quad s(0) = \frac{1}{n} \sum_{i \in \mathcal{N}} x_i(0). \quad (6)$$

It is further shown in the previously cited work, that the blended dynamics (6) also represents a Van der Pol oscillator (due to $\frac{1}{n} \sum_{i \in \mathcal{N}} \mu_i > 0$), i.e., a limit cycle also exists for $s(t)$. As a result, the local states $x_i(t)$ of all oscillators $i \in \mathcal{N}$ are ensured to be synchronized to the limit cycle of (6) with a desired accuracy ϵ , as long as not all initial states $x_i(0)$ are zero, see Fig. 1.

According to this result, the considered synchronization task for a set of heterogeneous Van der Pol oscillators can

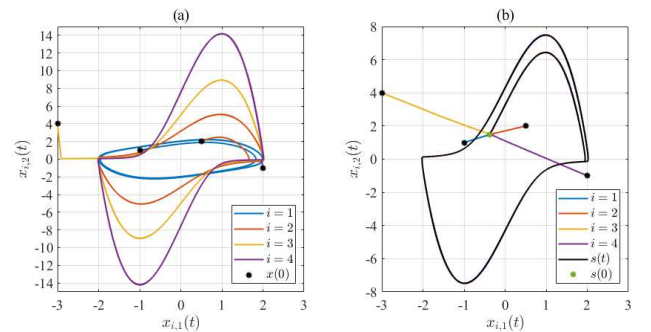


Fig. 1. (a) The limit cycle of a set of heterogeneous Van der Pol oscillators. (b) The set of oscillators synchronizes to the limit cycle of (6) by using the diffusive coupling law (2) with $k_c = 200$.

be achieved by adopting the diffusive coupling law (4) and using a coupling gain k_c that is large enough. However, a larger k_c also implies a stronger interaction between two connected oscillators by generating the external input $u_i(t)$ according to (2). If such an interaction also results in costs (e.g., if the local oscillators represent the dynamics of different cells, and the cell-to-cell interaction consumes a certain amount of nucleotides or energy), an unnecessarily strong interaction should thus be avoided over longer periods of time.

Furthermore, after the $x_i(t)$ are synchronized to the limit cycle of (6), the diffusive coupling law must be further applied in order to preserve synchronization. Otherwise, the local $x_i(t)$ will immediately start to converge back to their local limit cycles once (4) is deactivated (implying that $k_c = 0$). As the latter phase often represents a much longer time interval than the first one, the question arises of how to reduce the interaction between the oscillators, while preserving synchronization in the sense that an upper bound of the distances between $x_i(t)$ and $s(t)$ must not be exceeded.

With respect to this problem, a novel optimal diffusive coupling law is next proposed, which allows to adopt different coupling gains for different edges of the graph, as well as varying the gains over time. It will be shown that by using the considered scheme, the coupling gains of all edges can be reduced to a much lower level compared to the threshold κ for most of the time, while synchronization is preserved with an acceptably small deviation between the local states.

3. OPTIMAL COUPLING GAINS TO PRESERVE SYNCHRONIZATION

As mentioned before, for (5) and (6), it is known that by using a large enough gain k_c all oscillators $i \in \mathcal{N}$ can be synchronized from different initial states to the limit cycle of (6) with an accuracy of ϵ . The design of optimal coupling gains to preserve the synchronization begins from partitioning the limit cycle of (6): The period T of the limit cycle of (6), is divided into f intervals of lengths $\Delta t > 0$, i.e. $T = f \cdot \Delta t$. By selecting t_0 as starting time of a period, the sequence of sampling times $\phi_t := (t_0, t_1, \dots, t_{f-1})$ results with $t_l = t_0 + l \cdot \Delta t$ for all $l \in \{0, \dots, f-1\}$. For an arbitrary $s_0 \in \mathbb{R}^2$ on the limit cycle of (6), a state sequence $\phi_s := (s_0, s_1, \dots, s_{f-1})$ with $s_0 = s(t_0)$ is obtained and records the states on the limit cycle for t_l , $l \in \{0, \dots, f-1\}$. The local dynamics (1) is linearized for all $i \in \mathcal{N}$ along the state sequence ϕ_s . By linearizing the local dynamics of any $i \in \mathcal{N}$ at any state s_l in ϕ_s , the following linearized dynamics is obtained:

$$\dot{x}_i(t) = A_{i,l}x_i(t) + b_{i,l}, \quad (7)$$

with $A_{i,l} := \left[\frac{\partial f_i(x_i)}{\partial x_i} \right] \Big|_{x_i=s_l}$ and $b_{i,l} := f_i(s_l) - A_{i,l}s_l$.

The diffusive coupling law (2) is also extended to allow different edges $e_{ij} \in \mathcal{E}$ to use different coupling gains instead of using k_c for all edges. With $K_{ij}(t) = \text{diag}(k_{ij,1}(t), k_{ij,2}(t)) \in \mathbb{R}^{2 \times 2}$, the new diffusive coupling law is written as:

$$u_i(t) := \sum_{j \in \mathcal{N}_i} K_{ij}(t)(x_j(t) - x_i(t)). \quad (8)$$

Note that $K_{ij}(t)$ must be a diagonal matrix according to the rule of diffusive coupling, see Bullo (2019), since the value of the resulting $u_i(t)$ in each dimension can only depend on the difference $x_j(t) - x_i(t)$ for the associated oscillator. By using $K_{ij,l}$ to denote the value of $K_{ij}(t)$ in sampling time t_l , $l \in \{0, \dots, f-1\}$, and by assuming that $K_{ij}(t) := K_{ij,l}$ holds until t_{l+1} , the linearized dynamics of the i -th oscillator with the coupling law (8) takes the form:

$$\dot{x}_i(t) = A_{i,l}x_i(t) + b_{i,l} + \sum_{j \in \mathcal{N}_i} K_{ij,l}(x_j(t) - x_i(t)). \quad (9)$$

For the global vector $x(t)$ containing all local states, define the matrices: $A_l := \text{diag}([A_{1,l}, \dots, A_{n,l}])$, $b_l = [b_{1,l}, \dots, b_{n,l}]^\top$, and $L_{K,l}$ satisfying:

$$L_{K,l} = \begin{bmatrix} M_{11} & M_{12} & \dots & M_{1n} \\ M_{21} & M_{22} & \ddots & \vdots \\ \vdots & \ddots & \ddots & \vdots \\ M_{n1} & \dots & \ddots & M_{nn} \end{bmatrix} \quad (10)$$

with $M_{ii} := \sum_{j \in \mathcal{N}_i} K_{ij,l}$ for all $i \in \{1, \dots, n\}$, and $M_{ij} := -K_{ij,l}$ if $e_{ij} \in \mathcal{E}$ for all $i \neq j$, and $M_{ij} := 0_{2 \times 2}$ otherwise. The index K in $L_{K,l}$ is used to emphasize that the value of $L_{K,l}$ depends on the set of coupling gain matrices $\{K_{ij,l}\}$. The global dynamics over all oscillators is then:

$$\dot{x}(t) = (A_l - L_{K,l})x(t) + b_l. \quad (11)$$

The determination of optimal gain matrices $\{K_{ij,l}\}$ for any t_l , can be carried out based on (11). First of all, a value function $V(x(t)) : \mathbb{R}^{2n} \rightarrow \mathbb{R}$ is defined which records the overall synchronization error between any pair of oscillators (which are not necessarily connected since all oscillators are assumed to be synchronized to a common limit cycle). By use of a positive semi-definite matrix:

$$P = \begin{bmatrix} n-1 & -1 & \dots & -1 \\ -1 & n-1 & \ddots & \vdots \\ \vdots & \ddots & \ddots & -1 \\ -1 & \dots & -1 & n-1 \end{bmatrix} \otimes I_2 \quad (12)$$

the value function is selected to:

$$V(x(t)) := \sum_{i,j \in \mathcal{N}, i \neq j} \frac{1}{2} (x_j(t) - x_i(t))^2 = x^\top(t) P x(t). \quad (13)$$

In order to ensure that the overall synchronization error decreases along t_l , the derivative of $V(x(t))$ with respect to t should be smaller than zero in each t_l , i.e. the following inequality must hold according to (11) and (13):

$$\dot{V}(x(t)) = x(t)^\top ((A_l - L_{K,l})^\top P + P(A_l - L_{K,l}))x(t) + b_l^\top P x(t) + x(t)^\top P b_l < 0. \quad (14)$$

In case the synchronization error $x_j(t) - x_i(t)$ for all $i, j \in \mathcal{N}$, $i \neq j$ is small (since the considered optimized coupling law is applied to preserve the synchronization), the sum of the last two terms in (14) approximately equals to zero for all b_l obtained from linearization. As a result, the inequality:

$$x(t)^\top (A_l - L_{K,l})^\top P + P(A_l - L_{K,l})x(t) < 0 \quad (15)$$

is considered, which is an approximation to (14).

Now, regarding to the linearized dynamics (11) and the inequality (15), the following optimization problem is

proposed to determine the optimal gain matrices $\{K_{ij,l}\}$ in each sampling time t_l :

$$\{K_{ij,l}^*\} := \arg \min_{\alpha_l, \beta_l, K_{ij,l} \forall e_{ij} \in \mathcal{E}} \alpha_l + \omega \cdot \beta_l \quad (16a)$$

$$\text{s.t.: } (A_l - L_{K,l})^\top P + P(A_l - L_{K,l}) < \alpha_l \cdot I_{2n} \quad (16b)$$

$$K_{ij,l} - \beta_l \cdot I_2 < 0, \forall e_{ij} \in \mathcal{E} \quad (16c)$$

$$K_{ij,l} \geq 0_{2 \times 2}, \forall e_{ij} \in \mathcal{E} \quad (16d)$$

$$\beta_l \geq 0 \quad (16e)$$

where $\omega \geq 0$ is a weighting factor, I_2 and I_{2n} are identity matrices with corresponding dimension, while α_l and β_l are two new variables to be optimized. The constraint (16b) originates from the inequality (15), since the latter inequality is satisfied if $(A_l - L_{K,l})^\top P + P(A_l - L_{K,l})$ is a negative definite matrix (and thus the largest eigenvalue is smaller than zero due to the symmetric form). However, the local $x_i(t)$ is expected to follow a certain limit cycle in the phase of preserving synchronization. Thus, the global vector $x(t)$ in this phase only takes values close to the limit cycle (rather than from the whole space \mathbb{R}^{2n}). Requiring $(A_l - L_{K,l})^\top P + P(A_l - L_{K,l})$ to be a negative definite matrix would be too conservative, since this implies that (15) were satisfied for all $x(t) \in \mathbb{R}^{2n}$, thus leading to infeasibility of the optimization problem. Hence, a new variable α_l is defined in (16b) and minimized in (16a). Note that the variable α_l in (16b) represents an upper bound to the largest eigenvalue of $(A_l - L_{K,l})^\top P + P(A_l - L_{K,l})$ according to Boyd et al. (1994). Minimizing α_l consequently also implies to reduce the value of $\dot{V}(x(t))$ based on (14) and (15).

In addition to α_l , the variable $\beta_l \geq 0$ is also minimized in (16a), which establishes an upper bound for all coupling gains corresponding to the edges $e_{ij} \in \mathcal{E}$ according to (16c). The minimization of a weighted combination of α_l and β_l leads to coupling gain matrices $\{K_{ij,l}^*\}$ that represents the combined consideration of the synchronization performance and the coupling effort (in terms of the gains being applied). Clearly, a larger ω results in smaller gains and a larger synchronization error, and vice versa. This scheme provides the possibility to determine a compromise between the two objectives, instead of simply using a coupling gain that is large enough. Moreover, this scheme can be utilized to study how the graph topology and the gains required for preserving synchronization affect each other, e.g. to determine which edge (with associated gain) is most important to enhance the synchronization performance most significantly. Finally, the coupling gains must non-negative as formulated in (16d), as is common requirement for diffusive coupling according to Bullo (2019).

Remark 1. Note that the problem defined by (16a) - (16e) is not an LMI-constrained problem, since the matrix $K_{ij,l}$ has to follow a certain structure leading to bilinear matrix inequalities (BMI). For the numerical examples in the next section, the BMI-constrained problem is solved by using the solver PENBMI, see Kocvara et al. (2005). Nevertheless, as the constraint (16d) is the only hard constraint $K_{ij,l}$ (while the other constraints are relaxed by the slack variables α_l and β_l), feasible solutions always exist in this problem.

Now, by solving the problem (16a) - (16e) for each sampling time t_l , $l \in \{0, \dots, f-1\}$, a sequence of optimal

Algorithm 1 Two-phase synchronization method for heterogeneous Van der Pol oscillators

- 1: **Given:** Dynamics of the local Van der Pol oscillators (1) and the initial states $x_i(0)$ for all $i \in \mathcal{N}$, the graph $\mathcal{G} = (\mathcal{N}, \mathcal{E})$, the sampling interval Δt , and the weighting factor ω .
 - 2: **Offline:**
 - 3: Determine the blended dynamics (6) and the corresponding limit cycle;
 - 4: Record the period T of the limit cycle and divide it into f intervals using Δt ;
 - 5: Determine the state sequence ϕ_s at each sampling time along the limit cycle;
 - 6: Linearize the local dynamics in all states of ϕ_s , and determine the sequence ϕ_{K^*} in (17) by solving the problem (16a) - (16e).
 - 7: **Online:**
 - 8: **Phase one: Achieve synchronization**
 - 9: Adopt the diffusive coupling law (2) with a sufficiently large coupling gain k_c , until all local states $x_i(t)$ are synchronized to the limit cycle of (6) with specified tolerance $\|s(t_l) - x_i(t_l)\|_2 \leq \epsilon \forall t_l \in \phi_t$ and $\epsilon \in \mathbb{R}^{>0}$.
 - 10: **Phase two: Preserve synchronization**
 - 11: After the local states are synchronized and the state s_0 is reached for the first time by all $i \in \mathcal{N}$, switch the coupling law from (2) to (8).
 - 12: Sequentially apply the coupling gain matrices in ϕ_{K^*} , each for the duration Δt . After the last entry $\{K_{ij,f-1}^*\}$ of ϕ_{K^*} has been applied for Δt , switch the coupling gains to the first entry $\{K_{ij,0}^*\}$ of ϕ_{K^*} and repeat the procedure of phase two.
-

coupling gain matrices:

$$\phi_{K^*} := (\{K_{ij,0}^*\}, \{K_{ij,1}^*\}, \dots, \{K_{ij,f-1}^*\}) \quad (17)$$

over the period T of the limit cycle of (6) are obtained. This sequence of coupling gain matrices is then repeatedly applied over each period, in order to preserve the synchronization of all oscillators, see Algo. 1.

4. NUMERICAL EXAMPLES

To evaluate the performance of Algo. 1, a set of $n = 4$ heterogeneous Van der Pol oscillators with parameters $\mu_1 = 0.5$, $\mu_2 = 3$, $\mu_3 = 6$ and $\mu_4 = 10$ are considered. For the case without coupling, the limit cycles of the oscillators as illustrated in Fig. 1(a) occur.

In the first test, the oscillators are assumed to be connected according to a chain-shaped graph as shown in Fig. 3(a). In the offline part of Algo. 1, the limit cycle of the blended dynamics (6) (see Fig. 1(b)) is first determined and the whole period $T = 11.48$ is sampled into $f = 400$ intervals. The optimal coupling gain matrices $\{K_{ij,l}^*\}$ at each sampling time t_l , $l \in \{0, \dots, f-1\}$ are determined by solving the problem (16a) - (16e), see the edgewise illustration within one period in Fig. 2.

Clearly, compared to the coupling gain $k_c = 200$ to be used to achieve synchronization in the first phase of Algo. 1, the optimized gains in $\{K_{ij,l}^*\}$ are far below k_c for almost all edges and for the most time of a period, with an average gain of 90 over all edges (after averaging the gain of each edge over the period). For the online part of

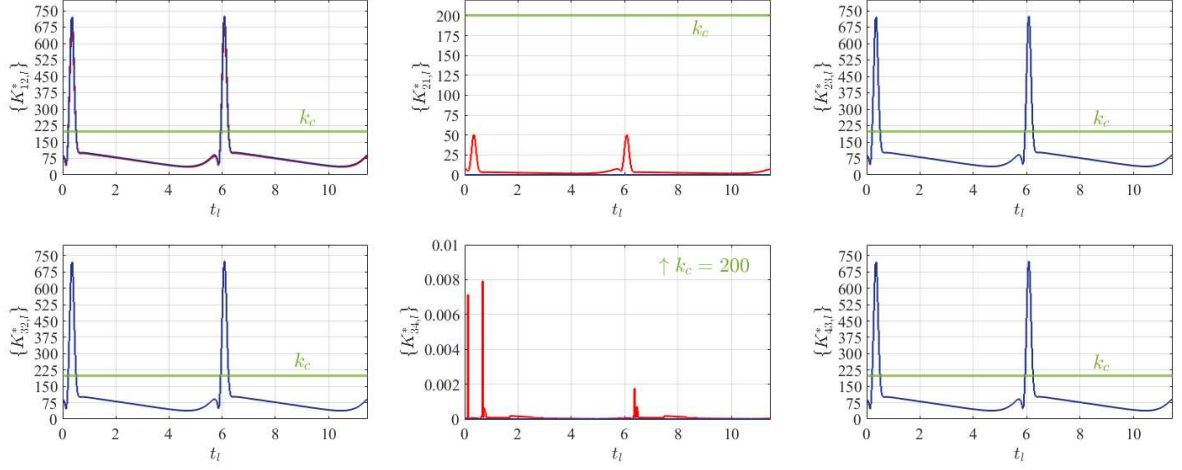


Fig. 2. Optimized coupling gains $\{K_{ij,l}^*\}$ for all 6 edges in the chain-shaped graph within one period $T = 11.48$. Note that **most of** the two entries of the diagonal matrix $K_{ij,l}^*$ are taking similar values for the whole period, leading to almost identical trajectories marked in red and blue.

Algo. 1, the oscillators are first synchronized by using the coupling law (2) with given k_c , and then they switch to the coupling law (8) with the optimized coupling gains when the selected state s_0 is reached. The resulting trajectory of each oscillator by sequentially applying the optimized coupling gains in ϕ_{K^*} for 20 periods, i.e., for a total time of $20 \cdot T = 229.6$, are shown Fig. 4.

Note that the local oscillators can be further synchronized (with acceptable deviation around the limit cycle of the blended dynamics) for the whole time, although much smaller coupling gains are used. Nevertheless, it can be observed, that the synchronization error accumulates by using the optimized coupling gains, and the maximal deviation is increasing over time (see the lower left part of the limit cycle). To address this problem, one can simply temporarily switch the coupling law back to (2) with a

large k_c , until they are re-synchronized. Afterwards, the optimal coupling gains can be further adapted, until a threshold of the maximal synchronization error is reached. This hybrid scheme, in general, only requires a large coupling gain be activated for a very short time, while smaller gains are used for the most of the time. An example of using this hybrid scheme for over 200 periods of time is shown in Fig. 5.

For the case that the period T is divided into much less intervals, e.g., $f = 100$, implying that each optimized coupling gain $\{K_{ij,l}^*\}$ must be hold constant four times longer than before, the trajectories of all oscillators obtained from using Algo. 1 are shown in Fig. 6. In general, a larger sampling time Δt can result in worse synchronization performance. A possible solution to this problem is to adapt the weighting factor ω according to Δt during the offline design phase.

For the same oscillators and same initial states, but for a full connection of the oscillators according to the graph in Fig. 1(b), the newly optimized coupling gains $\{K_{ij,l}^*\}$ can achieve a comparable synchronization performance as for

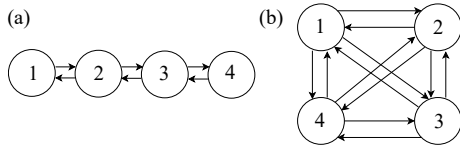


Fig. 3. Chain-shaped graph (a) and fully connected graph (b).

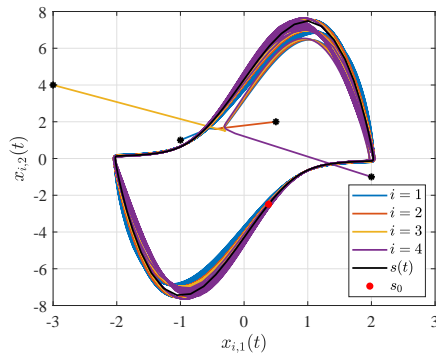


Fig. 4. Synchronization is achieved and preserved for 20 periods by using Algo. 1 (chain-shaped graph).

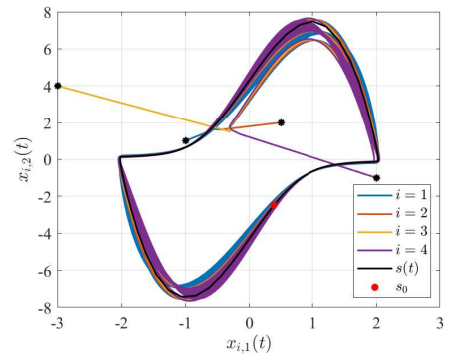


Fig. 5. By allowing the oscillators to temporarily switch back to the strong coupling gain in order to mitigate accumulated synchronization errors, the set of oscillators can preserve satisfiable synchronization even after 200 periods.

the chain-shaped graph, see in Fig. 7. The averaged gains for the new variant turn out to be smaller, however, see the comparison in Fig. 8. This result (which is confirmed by observations for other graph structures) documents the effect that the **bigger the neighbourhood \mathcal{N}_i of each oscillator in the graph is** the smaller is the required averaged coupling gain of each edge to preserve synchronization.

5. CONCLUSIONS

In this paper, an optimized diffusive coupling law to preserve the synchronization of a set of heterogeneous Van der

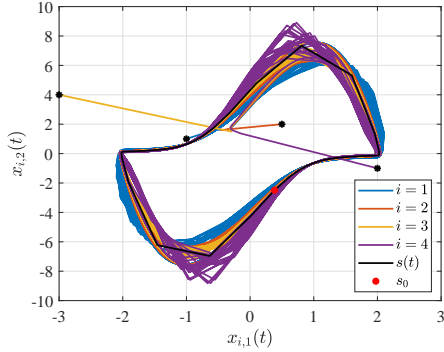


Fig. 6. Synchronization with $f = 100$ for 20 periods by using Algo. 1. A larger synchronization error than in Fig. 4 can be observed.

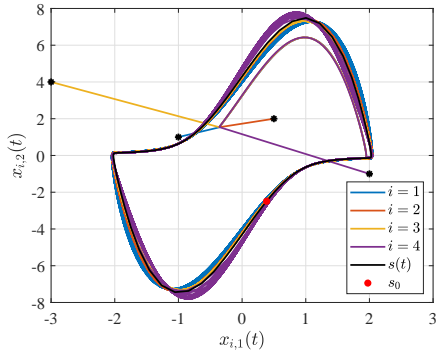


Fig. 7. Synchronization is achieved and preserved for 20 periods by using Algo. 1 (fully connected graph).

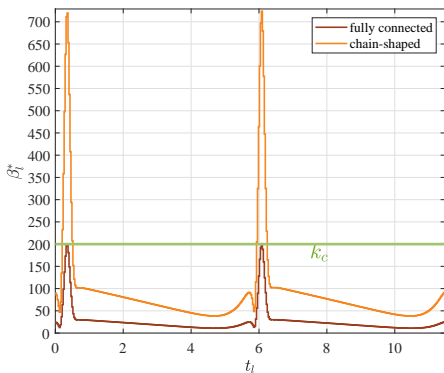


Fig. 8. The largest coupling gain over all edges for the chain-shaped graph, and the fully connected graph respectively, within one period.

Pol oscillators is proposed. Unlike the known approach of using a large and constant coupling gain between any pair of connected oscillators to preserve the synchronization, the new method determines a time-varying gain for each edge in order to find the best compromise between the maximal gain value and the synchronization error. Effectiveness of this method is also confirmed in different simulations with significantly different oscillator parameterizations and different coupling topologies. Future work aims at taking into account robustness of the optimized coupling laws for the case of uncertain components in the oscillator dynamics (which may also arise from identifying the oscillators from experimental data).

REFERENCES

- Banning, J.F. (2011). *Dynamics of a ring of almost-identical Van der Pol oscillators*. Ph.D. thesis, Sciences.
- Boyd, S., El Ghaoui, L., Feron, E., and Balakrishnan, V. (1994). *Linear matrix inequalities in system and control theory*. SIAM.
- Bullo, F. (2019). *Lectures on network systems*, volume 1. Kindle Direct Publishing Santa Barbara, CA.
- Fardad, M., Lin, F., and Jovanovic, M.R. (2012). On the optimal synchronization of oscillator networks via sparse interconnection graphs. In *IEEE American Control Conf.*, 4777–4782.
- Kocvara, M., Stingl, M., and GbR, P. (2005). PENBMI user's guide (version 2.0). *software manual, PENOPT GbR*, 31, 91338.
- Lee, J. and Shim, H. (2022). Design of heterogeneous multi-agent system for distributed computation. *Trends in Nonlinear and Adaptive Control*, 83–108.
- Lee, J.G. and Shim, H. (2018). Heterogeneous van der pol oscillators under strong coupling. In *IEEE Conf. on Decision and Control*, 3666–3673.
- Linkens, D. (1979). Theoretical analysis of beating and modulation phenomena in weakly inter-coupled Van der Pol oscillator systems for biological modelling. *Journal of theoretical biology*, 79(1), 31–54.
- Low, L.A., Reinhall, P.G., Storti, D.W., and Goldman, E.B. (2006). Coupled Van der Pol oscillators as a simplified model for generation of neural patterns for jellyfish locomotion. *Structural Control and Health Monitoring*, 13(1), 417–429.
- Mosebach, A. and Lunze, J. (2015). LQR design of synchronizing controllers for multi-agent systems. *at-Automatisierungstechnik*, 63(6), 403–412.
- Ramos, J. (2006). Piecewise-linearized methods for oscillators with limit cycles. *Chaos, Solitons and Fractals*, 27(5), 1229–1238.
- Rand, R. and Holmes, P. (1980). Bifurcation of periodic motions in two weakly coupled Van der Pol oscillators. *International Journal of Non-Linear Mechanics*, 15(4-5), 387–399.
- Tegnitsap, J.V.N., Tsefack, M.B.S., Ngouonkadi, E.B.M., and Fotsin, H.B. (2021). On the modeling of some triodes-based nonlinear oscillators with complex dynamics: case of the Van der Pol oscillator. *Physica Scripta*, 96(12), 125269.
- Wang, Z. (2022). Cell cycle progression and synchronization: An overview. *Cell-Cycle Synchronization*, 3–23.