

KPEval: Towards Fine-grained Semantic-based Evaluation of Keyphrase Extraction and Generation Systems

Di Wu, Da Yin, Kai-Wei Chang

University of California, Los Angeles

{diwu, da.yin, kwchang}@cs.ucla.edu

Abstract

Despite the significant advancements in keyphrase extraction and keyphrase generation methods, the predominant approach for evaluation only relies on exact matching with human references and disregards reference-free attributes. This scheme fails to recognize systems that generate keyphrases that are semantically equivalent to the references or keyphrases that have practical utility. To better understand the strengths and weaknesses of different keyphrase systems, we propose a comprehensive evaluation framework consisting of six critical dimensions: naturalness, faithfulness, saliency, coverage, diversity, and utility. For each dimension, we discuss the desiderata and design semantic-based metrics that align with the evaluation objectives. Rigorous meta-evaluation studies demonstrate that our evaluation strategy correlates better with human preferences compared to a range of previously used metrics. Using this framework, we re-evaluate 18 keyphrase systems and further discover that (1) the best model differs in different dimensions, with pre-trained language models achieving the best in most dimensions; (2) the utility in downstream tasks does not always correlate well with reference-based metrics; and (3) large language models exhibit a strong performance in reference-free evaluation.

1 Introduction

Building systems to automatically predict keyphrases of a document is a long lasting research problem in the Information Retrieval (IR) and the Natural Language Processing (NLP) communities (Witten et al., 1999; Hulth, 2003; Meng et al., 2017). With the availability of large annotated keyphrase datasets, pre-trained text representations, and deep learning-based methods, numerous keyphrase systems have been proposed, claiming significant performance improvements (Meng et al. (2017); Boudin (2018); Chan et al. (2019), *i.a.*).

However, their performance assessment is largely based on performing exact matching between stemmed predictions and human references. This approach is known to be insufficient, as it fails to credit synonyms and parent/child concepts that are spelled differently from the references (Zesch and Gurevych, 2009). Despite this, there has been limited progress in adopting better metrics. Our literature survey of 64 papers between 2017 and 2022 (appendix A) suggests that exact matching is still the primary evaluation method (used by 63/64 papers) and only 24/64 papers calculate other metrics to complement exact matching. In addition, these studies mainly focus on *reference-based* evaluation, while ignoring *reference-free* measures such as diversity (Wang et al., 2016; Bahuleyan and El Asri, 2020) or retrieval effectiveness (Boudin and Galina, 2021) which might be more relevant for real-world applications of keyphrase systems.

To address the drawbacks of exact matching, a few approaches have been proposed. One branch of solution uses n-gram matching (Kim et al., 2010), approximate matching (Zesch and Gurevych, 2009; Luo et al., 2021), or evaluating with name variations (Chan et al., 2019). By design, these methods still struggle to recognize synonyms of keyphrases. Another approach relies on the semantic representation for matching (Jarmasz and Barrière, 2004), including metrics based on pre-trained language models such as BertScore (Koto et al., 2022; Glazkova and Morozov, 2022). However, BertScore is a token-level matching score that may not adequately capture the semantics of individual keyphrases. In fact, we find that its correlation with human judgments is even weaker than exact matching.

To better understand the strengths of different keyphrase systems, in this paper, we propose a novel *fine-grained semantic-based* keyphrase evaluation framework that addresses the limitations of existing methods. This framework considers six dimensions: *naturalness*, *faithfulness*,

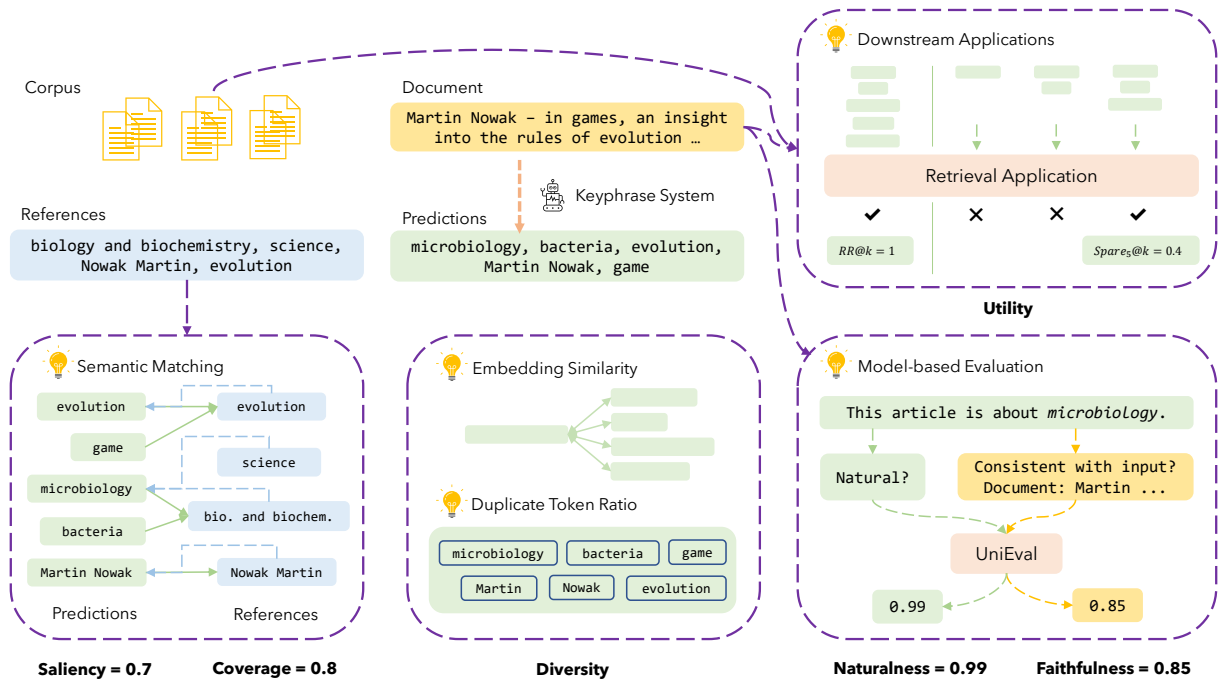


Figure 1: An illustration of the proposed framework. We consider six desired properties of keyphrase systems and design semantic-based metrics to faithfully evaluate them.

saliency, **coverage**, **diversity**, and **utility**. For each dimension, we operationalize its measurement with advanced semantic-based metrics. To build strong phrase representations for evaluation, we design a novel keyphrase-aware contrastive learning scheme.

Through comprehensive human studies in the reference-based evaluation setting, we find that (1) label variations are prevalent in keyphrase annotation and exact matching struggles to handle them, and that (2) the proposed semantic matching metric outperforms exact matching by more than 0.15 absolute points in Kendall’s Tau in terms of the correlation with human in evaluating saliency and coverage. More crucially, when used to match a phrase against a set of references, exact match has a much lower agreement with human compared to semantic matching, suggesting the latter’s superior explainability. We also confirm that our phrase embedding model significantly outperforms a range of publicly available models in assigning high similarity to synonym pairs and low similarity to unrelated phrases, which is crucial for evaluating keyphrases.

Using this framework, we benchmark 18 unsupervised, supervised, and black-box keyphrase extraction and generation systems on two datasets, KP20k (Meng et al., 2017) and KPTime (Gallina et al., 2019). Notably, we find that (1) different types of models excel in different dimensions, with

pre-trained models achieving the best in most dimensions; (2) the utility in downstream applications does not always agree with reference-based metrics; and (3) GPT-3.5 (Ouyang et al., 2022) exhibits near state-of-the-art performance in a range of reference-free metrics. We hope our study can provide a novel perspective for rethinking the goal, design, and evaluation of keyphrase systems. Our implementation is available upon request and will be released when the paper is formally published.

2 Preliminaries

In this section, we outline the keyphrase systems and datasets we will study in this paper and discuss their related work. We select 18 models from three main categories, as summarized in Table 5 in appendix. Note that our goal is to include strong systems of diverse types rather than exhaustively benchmarking all available systems.

2.1 Keyphrase Systems

Keyphrase extraction systems Traditionally, keyphrase extraction is done in an unsupervised manner where noun phrase candidates are ranked with heuristics (Hulth, 2003; Mihalcea and Tarau, 2004; Wan and Xiao, 2008; Bougouin et al., 2013; Boudin, 2018; Liang et al., 2021; Ding and Luo, 2021; Zhang et al., 2022). Other supervised methods use feature-based ranking (Witten et al., 1999),

sequence labeling (Zhang et al., 2016; Luan et al., 2017; Sahrawat et al., 2019), and task-specific objectives with pre-trained language models (Song et al., 2021, 2022). We evaluate five keyphrase extraction methods: [M1] TF-IDF (Jones, 1972), [M2] TextRank (Mihalcea and Tarau, 2004), [M3] MultipartiteRank (Boudin, 2018), [M4] Kea (Witten et al., 1999), and [M5] BERT+CRF (Sahrawat et al., 2019; Wu et al., 2022b).

Keyphrase generation systems The keyphrase generation task, introduced by Meng et al. (2017), requires a model to generate keyphrases that may not present in the input document. Models are usually trained using three types of supervised objectives: *One2One* – generating one keyphrase given a document (Meng et al., 2017); *One2Seq* – generating a sequence of keyphrases given a document (Yuan et al., 2020); or *One2Set* – generating a set of keyphrases given a document (Ye et al., 2021). Various approaches have been developed, including incorporating linguistic constraints (Zhao and Zhang, 2019), exploiting semi-supervised learning signals from titles (Ye and Wang, 2018), hierarchical modeling of phrases and words (Chen et al., 2020), incorporating reinforcement learning (Chan et al., 2019; Luo et al., 2021) or GANs (Swaminathan et al., 2020), unifying keyphrase extraction with generation (Chen et al., 2019; Ahmad et al., 2021), utilizing pre-trained language models (Chowdhury et al., 2022; Kulkarni et al., 2022; Gao et al., 2022; Wu et al., 2022b,c), and unsupervised keyphrase generation (Shen et al., 2022).

We select nine keyphrase generation methods to evaluate: [M6] CatSeq (Yuan et al., 2020), [M7] CatSeqTG+2RF1 (Chan et al., 2019), [M8] ExHiRD-h (Chen et al., 2020), [M9] Transformer (Ye et al., 2021), [M10] SetTrans (Ye et al., 2021), [M11] SciBERT-G (Wu et al., 2022b), [M12] BART-large (Wu et al., 2022b), [M13] KeyBART (Kulkarni et al., 2022), and [M14] SciBART-large fine-tuned on OAGKX (Wu et al., 2022b).

Large language models and APIs Recently, the emergent ability of pre-trained large language models for few-shot in-context learning has gained much attention (Brown et al., 2020). For keyphrase generation, we benchmark GPT-3.5, which is trained on instruction following with human preferences (Ouyang et al., 2022). We discuss our prompting strategy in detail in appendix section F. Inspired by Ribeiro et al. (2020), we also include

two keyphrase extraction APIs from Amazon and Microsoft. We denote them as: [M15] zero-shot prompting `text-davinci-003`, [M16] five-shot prompting `text-davinci-003`, [M17] the Amazon Comprehend API, and [M18] the Azure Cognitive Services API.

2.2 Evaluation Setup

Datasets We use two widely-used keyphrase datasets: KP20k (Meng et al., 2017) with over 500k computer science papers from online digital libraries and KPTimeS (Gallina et al., 2019) with over 250k news documents collected from New York Times. KP20k’s keyphrase annotations are obtained from the metadata of the papers, while KPTimeS’s keyphrases are assigned by expert editors. We report performance on KP20k’s 20k test set and on KPTimeS’ 10k in-distribution test set.

Implementation details We provide implementation details of the evaluated keyphrase systems in appendix F. We solicit the results from the original authors and carefully re-implement them if the original results are not available. To ensure a fair comparison, we only consider the top 10 predictions from M1-M4 and M17-M18.

3 A Fine-grained Evaluation Framework

This section defines the keyphrase evaluation problem and proposes a multi-dimensional evaluation framework. We then introduce the metrics to evaluate each of the dimensions, including (1) semantic-based matching for saliency and coverage, (2) lexical and semantic overlap for diversity, (3) retrieval-based evaluation for utility, and (4) model-based evaluation for naturalness and faithfulness.

3.1 Problem Formulation

The *keyphrase evaluation* problem for a single document can be formulated with a 4-element tuple $(\mathcal{X}, \mathcal{Y}, \mathcal{P}, \mathcal{C})$. \mathcal{X} is the input document. $\mathcal{Y} = \{y_1, \dots, y_n\}$ is a list of n reference phrases written by human. $\mathcal{P} = \{p_1, \dots, p_m\}$ is a list of m predictions made by a model \mathcal{M} on \mathcal{X} . To focus on semantic-based evaluation, we do not differentiate between keyphrases that appear in \mathcal{X} ("present keyphrases") and those that do not ("absent keyphrases"). As the definition of keyphrases is domain-dependent, we introduce \mathcal{C} , a set of corpus documents, to represent the domain.

A *keyphrase metric* is a function f whose value $f(\mathcal{X}, \mathcal{Y}, \mathcal{P}, \mathcal{C}) \in \mathbb{R}$ reflects a certain quality of \mathcal{M} .

f is a phrase-level metric if it is calculated as the average of metric values calculated on each $p_i \in \mathcal{P}$. f is reference-free if its calculation is independent of \mathcal{Y} , or reference-based otherwise. In practice, the final score for \mathcal{M} is often the averaged score over a set of testing documents.

3.2 How to define a good keyphrase system?

Deciding the evaluation goals is crucial for building evaluation systems. We argue that the following six unique properties should be considered when evaluating keyphrase extraction or generation systems:

1. **Naturalness**: p_i is a natural and grammatically correct phrase.
2. **Faithfulness**: all keyphrases in \mathcal{P} are covered in \mathcal{X} , i.e., free of hallucination.
3. **Saliency**: p_i carries salient information associated with \mathcal{X} . As the saliency varies with the domain, we use \mathcal{Y} as a proxy for the set of salient information associated with \mathcal{X} .
4. **Coverage**: how much salient information in \mathcal{X} is covered by \mathcal{P} .
5. **Diversity**: the degree to which \mathcal{P} contains diverse concepts with minimal repetition.
6. **Utility**: the extent to which \mathcal{P} facilitates downstream applications, such as retrieval.

Table 1 outlines the assumptions of these properties. Naturalness, faithfulness, and saliency are targeted at evaluating individual phrases, while coverage, diversity, and utility evaluate the entire set \mathcal{P} . Faithfulness and utility require \mathcal{X} , while saliency and coverage require \mathcal{Y} . To gauge the utility, \mathcal{C} is required for specifying the domain. Next, we discuss how we operationalize these dimensions.

3.3 Saliency and Coverage

Desiderata: *semantically similar phrases should be credited; matching should be at phrase level.*

Precision and recall with exact matching can capture saliency and coverage, while they struggle at dealing with semantic similarity. Conversely, BertScore (Zhang et al., 2020) calculated with concatenated predictions and references captures semantic similarity, but its token-wise matching with contextual representations built in one encoding pass prevents evaluating the semantic similarity among individual phrases. To enjoy the advantage of both, we introduce *phrase-level semantic-based matching* and define semantic precision ($SemP$), recall ($SemR$), and F1 ($SemF1$) as follows:

$$SemP(\mathcal{P}, \mathcal{Y}) = \frac{\sum_{p \in \mathcal{P}} \max_{y \in \mathcal{Y}} (\mathbb{1}(\text{sim}(p, y) > \alpha) \cdot \text{sim}(p, y))}{|\mathcal{P}|}$$

Property	single kp	input	reference	corpus
Naturalness	✓	✗	✗	✗
Faithfulness	✓	✓	✗	✗
Saliency	✓	✗	✓	✗
Coverage	✗	✗	✓	✗
Diversity	✗	✗	✗	✗
Utility	✗	✓	✗	✓

Table 1: Assumptions underlying the important properties of keyphrase systems: whether they operate on a single keyphrase (single kp) and whether they require input, reference, or the entire corpus to evaluate.

$$SemR(\mathcal{P}, \mathcal{Y}) = \frac{\sum_{y \in \mathcal{Y}} \max_{p \in \mathcal{P}} (\mathbb{1}(\text{sim}(p, y) > \alpha) \cdot \text{sim}(p, y))}{|\mathcal{Y}|}$$

$$SemF1(\mathcal{P}, \mathcal{Y}) = \frac{2 \cdot SemP(\mathcal{P}, \mathcal{Y}) \cdot SemR(\mathcal{P}, \mathcal{Y})}{SemP(\mathcal{P}, \mathcal{Y}) + SemR(\mathcal{P}, \mathcal{Y})}$$

where sim is a function defining the similarity between the representation of two phrases and α is a hyperparameter to filter out the noise in sim ¹. To quantify whether \mathcal{P} covers the overall semantics of \mathcal{Y} , we also introduce an overall semantic coverage index $SemCov$, defined as

$$SemCov(\mathcal{P}, \mathcal{Y}) = sim(\text{union}(\mathcal{P}), \text{union}(\mathcal{Y}))$$

where $union$ is a function that computes a representation for a set of phrases.

To define the metrics, the key ingredient is the sim function, which encodes two phrases and computes their similarity. While alternatives for the representation space exist, such as hyperbolic embedding (Song et al., 2022), we choose dense embedding and cosine similarity to take advantage of available models pre-trained with large corpus:

$$sim(p, q) = \text{cos_sim}(h_p, h_q) = \frac{h_p^T h_q}{\|h_p\| \cdot \|h_q\|},$$

$$\text{union}(\mathcal{P}) = \text{max_pooling}(h_{p_1}, \dots, h_{p_m}),$$

where h_p and h_q are the representations for phrase p and q obtained by average pooling the embedding model’s hidden state of the last layer. For $union$, we use max pooling to preserve the salient dimensions from each phrase. For the embedding model, we fine-tune a pre-trained sentence-level paraphrase model from Reimers and Gurevych

¹We use $\alpha = 0$ throughout the paper. α is included in the formulation to satisfy application-specific needs.

(2019)² using a keyphrase-aware contrastive learning objective based on SimCSE (Gao et al., 2021). Given a batch consisting of B phrases, the training loss \mathcal{L}_{simcse} is expressed as

$$\mathcal{L}_{simcse} = \frac{1}{B} \sum_{i=1}^B -\log \frac{e^{sim(h_i, h'_i)/\tau}}{\sum_{j=1}^B e^{sim(h_i, h'_j)/\tau}},$$

where h_i and h'_i are the representations of phrase i obtained using two separate forward passes. The goal of this contrastive fine-tuning stage is to discourage the clustering of unrelated phrases in the representation space while maintaining a high alignment between semantically similar phrases. We fine-tune the model on \mathcal{L}_{simcse} using 1.04 million keyphrases from the training set of KP20k (Meng et al., 2017), KPTime (Gallina et al., 2019), StackEx (Yuan et al., 2020), and OpenKP (Xiong et al., 2019). The detailed training setup and hyperparameters are presented in the appendix C.

3.4 Diversity

Desiderata: reward more semantically distinct concepts and penalize self-repetitions.

Generating unique concepts with minimal repetition is a desirable property of keyphrase systems. We modify one lexical and one semantic diversity metric used in Bahuleyan and El Asri (2020). For the lexical metric, we use *dup_token_ratio*, the percentage of duplicate tokens after stemming. For the semantic metric, we calculate *emb_sim*, the average of pairwise similarity, using the same phrase embedding model for saliency and coverage.

$$emb_sim(\mathcal{P}) = \frac{\sum_{i=1}^M \sum_{j=1}^M \mathbb{1}(i \neq j) sim(p_i, p_j)}{M(M-1)}$$

Different from Bahuleyan and El Asri (2020), diversity evaluation is reference-free in our approach. While penalizing self-repetitions, our metrics do not penalize generating excessive new concepts³.

3.5 Utility

Desiderata: reward predictions that enable effective and efficient retrieval of the document.

Information Retrieval (IR) is an important downstream application for keyphrases (Jones and Stavely, 1999; Song et al., 2006; Kim et al., 2013). To

²We download and fine-tune the model from <https://huggingface.co/sentence-transformers/all-mpnet-base-v2>.

³As a result, metrics such as the orthogonal regularization term used by CatSeqD (Yuan et al., 2020) are not suitable for our purposes, as the term naturally increases with $|\mathcal{P}|$.

directly evaluate whether \mathcal{M} can generate useful keyphrases for IR-related downstream tasks, we propose two metrics to measure (1) retrieval effectiveness and (2) retrieval efficiency of \mathcal{P} .

Different from the query expansion setup in Boudin and Gallina (2021), we use a setup similar to Wu et al. (2022a) where the keyphrases are used as queries to retrieve \mathcal{X} from \mathcal{C} . We measure the retrieval *effectiveness* using the Reciprocal Rank at k ($RR@k$), which is the reciprocal of \mathcal{X} 's rank if \mathcal{X} can be retrieved in top k documents using \mathcal{P} as the query and 0 otherwise. $RR@k$ rewards high retrieval effectiveness, but does not require important phrases to be ranked high in \mathcal{P} . As a result, a sub-optimal model may achieve high $RR@k$ inefficiently by generating a lot of moderately salient keyphrases. To detect this behavior, we introduce a novel *efficiency* metric $Spare_{base}@k$, defined as

$$Spare_{base}@k(\mathcal{X}, \mathcal{P}, \mathcal{C}) = 1 - \frac{\min(base, j)}{base},$$

where j is the minimum index such that querying with $\{p_1, \dots, p_j\}$ allows \mathcal{X} to be retrieved in top k documents. *base* is the maximum number of phrases to consider. Intuitively, \mathcal{P} with a high *Spare* is able to retrieve \mathcal{X} with fewer top-ranked phrases, thus having a higher retrieval efficiency.

We compute the scores by averaging results obtained from three retrieval systems: (1) BM25 (Robertson and Walker, 1994), (2) a single-document encoder for dense similarity search⁴, and (3) re-ranking (2)'s results using a cross-encoder⁵.

3.6 Naturalness and Faithfulness

Desiderata: ill-formed phrases and hallucinations should be penalized.

With the advance of neural methods that may produce more non-natural phrases or factual hallucinations, it is increasingly crucial to measure the naturalness and faithfulness of the predictions. To evaluate these two dimensions, we introduce a novel formulation that leverages metric models that are pre-trained to align with human preferences. Specifically, we use UniEval (Zhong et al., 2022) that evaluates in a boolean QA fashion: the score is the probability of the model generating "Yes" given a prompt normalized by the probability of the model generating either "Yes" or "No".

⁴We use <https://huggingface.co/sentence-transformers/all-mpnet-base-v2>

⁵We use <https://huggingface.co/cross-encoder/ms-marco-MiniLM-L-6-v2>

The model we use is pre-trained on a range of tasks including natural language inference, question answering, and linguistically related tasks, and then fine-tuned on evaluating the coherence, consistency, fluency, and relevance of summaries (Zhong et al., 2022)⁶. We leverage its expertise in fluency and consistency to evaluate naturalness and faithfulness of keyphrases. We convert the evaluation tasks into sentence-level inputs to better align with the model’s knowledge. We use the following prompt for assessing the naturalness of p_i :

```
question: Is this a natural utterance?
</s> utterance: This is an article
about p_i.
```

To evaluate the faithfulness of p_i with respect to the input \mathcal{X} , we use the following prompt:

```
question: Is this claim consistent with
the document? </s> summary: the
concept p_i is mentioned or
described in the document. </s>
document: X
```

In summary, our framework evaluates six key properties of keyphrase systems, offering fine-grained semantic evaluation with high interpretability. Next, we present human studies supporting our evaluation strategies and discuss empirical results from re-evaluating keyphrase systems.

4 Label variation challenges keyphrase evaluation: an annotation study

We conduct a human study that simulates an annotation setup to investigate three questions: (1) Is the definition of "keyphrases" agreed by annotators? (2) How much does keyphrase annotations vary? (3) How does this affect keyphrase evaluation?

We select the first 50 test documents from KP20k and KPTimeS. Each document’s labels are combined with keyphrases predicted by four systems: M5 (BERT+CRF), M6 (CatSeq), M10 (SetTrans), and M13/M14 (in-domain BART with task-adaptive pre-training). Then, three annotators are presented with the title, body, and these seed phrases re-ordered alphabetically. They are then asked to write keyphrases that capture the most salient information. We explicitly clarify that they may select from the given phrases or write new ones. We use Amazon Mechanical Turk for this study and appendix G presents further details.

⁶We use the model hosted at <https://huggingface.co/MingZhong/unieval-sum>.

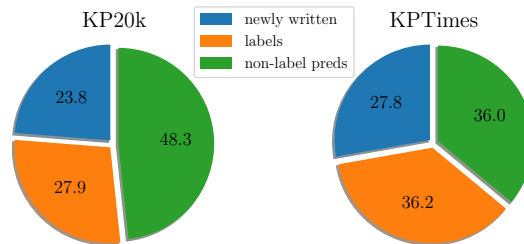


Figure 2: Distribution of the sources of keyphrases written by the annotators.

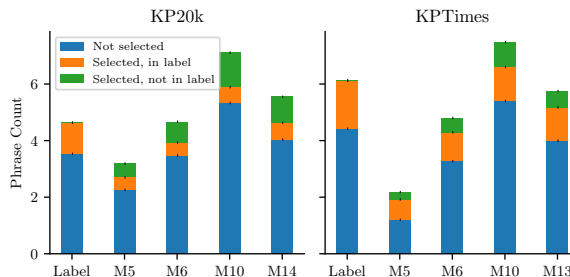


Figure 3: Annotators’ implicit selection preferences of keyphrase sources.

Humans reach agreement on their inherent definition of keyphrases. On average, two annotators agree on the same phrase in 30% keyphrases written for KP20k and 39% for KPTimeS. On the unigram-level, the agreement rises to 64% for KP20k and 62% for KPTimeS. In addition, the annotators exhibit a decent pairwise Kendall’s Tau (0.47 for KP20k and 0.56 for KPTimeS) and Spearman Correlation (0.52 for KP20k and 0.59 for KPTimeS) for ranking the five sources by selection counts. These results support the feasibility of evaluating keyphrase systems through human studies.

Humans use varying lexical forms to express the same key information. Figure 2 and 3 suggest that humans do not unanimously implicitly prefer selecting phrases coming from the original labels. The preference is implicit because the sources are transparent to the annotators. For the supervised models (M6, M10, and M13/14), annotators also select a number of phrases from the predictions that do not match with any label. The average character-level edit distance between these selected phrases and the closest phrase in label keyphrases is 11.0 for KP20k and 7.0 for KPTimeS, much smaller than the metric for phrases that are not selected (17.5 for KP20k and 14.6 for KPTimeS). This result implies that humans agree on similar high-level concepts but often use slightly different phrasings.

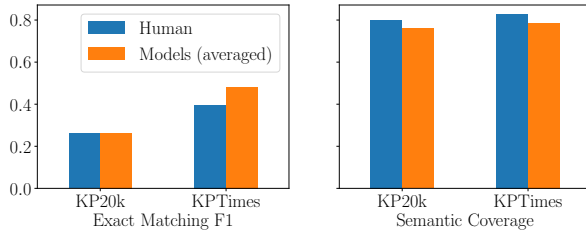


Figure 4: Humans score poorly for exact matching F1 while ourperforms models in semantic coverage.

This variation necessitates using metrics beyond exact matching. Figure 4 presents the scores of the human annotations and the models’ outputs calculated with the references provided by the dataset. We observe that F1@M based on exact matching fails to credit human-written keyphrases when they are not identical to the references, whereas semantic coverage suggests that the annotations have a high semantic overlap with the reference. This result further motivates the need for fine-grained and semantic-based evaluation.

5 Matching with label variation: a meta-evaluation study

After confirming the label variation in keyphrase annotations, we conduct a rigorous meta-evaluation study of reference-based evaluation strategies for saliency and coverage. Specifically, we compare the precision, recall, and F1 scores of reference-based metrics against the human-labeled counterparts. In addition, we compare exact matching, substring matching, BertScore precision, and semantic matching with different embeddings for matching a phrase to a set of reference phrases.

5.1 Experiment setup

We conduct a reference-based human evaluation of five representative models (M3, M6, M10, M13/M14, and M16) on KP20k and KPTimes. We select the first 50 documents from each dataset and ask three annotators to rate the semantic similarity between each predicted phrase and the closest phrase in the references, as well as between each reference phrase and its closest predicted phrase. The experiments are conducted on Amazon Mechanical Turk. Details about the protocol and pricing are provided in appendix H.

We aggregate human annotations to **compute document-level precision, recall, and F1 scores**, and **semantic similarity decisions** for matching a single phrase to a set of phrases. We collect 1500

Document Title: an integration of online and pseudo online information for cursive word recognition

Reference Keyphrases: online ; cursive ; word recognition ; offline ; handwriting ; classifier combination

Predictions (M16): online cursive word recognition ; pseudo online information ; stroke order independent ; classification decisions ; single engine ; offline representation

Human:

$$P = (0.83 + 0.25 + 0.17 + 0.42 + 0 + 0.33)/6 = 0.33$$

$$R = (0.83 + 0.92 + 0.83 + 0.58 + 0.33 + 0.42)/6 = 0.65$$

$$F1 = 2 \times 0.33 \times 0.65 / (0.33 + 0.65) = 0.44$$

Exact Matching: $P = 0.00, R = 0.00, F1 = 0.00$

Substring Matching: $P = 0.50, R = 0.67, F1 = 0.57$

BertScore: $P = 0.87, R = 0.91, F1 = 0.89$

Semantic Matching:

$$P = (0.58 + 0.37 + 0.25 + 0.44 + 0.08 + 0.63)/6 = 0.39$$

$$R = (0.39 + 0.56 + 0.58 + 0.63 + 0.38 + 0.44)/6 = 0.50$$

$$F1 = 2 \times 0.39 \times 0.50 / (0.39 + 0.50) = 0.44$$

$$SemCov = 0.82$$

Figure 5: An example case. For human scores, we take the average among three annotators and normalize the scores to a [0,1] range. Semantic matching makes similar decisions compared to human evaluation.

document-level annotations with 13401 phrase-level decisions. The interval Krippendorff’s alpha is 0.735 for KP20k and 0.788 for KPTimes for matching predictions to sets of references, and 0.750 for KP20k and 0.741 for KPTimes for matching reference phrases to sets of predictions.

5.2 Phrase-level semantic-based matching aligns well with human preference

Use the document-level annotations, we evaluate seven reference-based metrics: Exact Matching, Substring Matching, R-precision (Zesch and Gurevych, 2009), Rouge-L (Lin, 2004), BertScore (Zhang et al., 2020), BertScore (Yuan et al., 2021), and the proposed Semantic Matching. Substring Matching is implemented as concluding a match between two phrases if any one is the substring of the other. Note that we apply Porter Stemmer (Porter, 1980) before calculating Exact Matching, Substring Matching, and R-precision.

We use input-level bootstrap resampling with 1000 samples to calculate the 95% confidence interval of Kendall’s Tau for KP20k, following Deutsch et al. (2021), and report the results in Figure 6. Note that the corresponding metric’s precision, recall, and F1 are used to calculate the correlation in the Precision, Recall, and F1 subplots, except for R-precision. Surprisingly, we find that exact matching outperforms Rouge-L, BertScore, and BertScore, making it a strong baseline. The proposed semantic matching achieves state-of-the-art correlation with human in Precision and F1. Similar patterns are

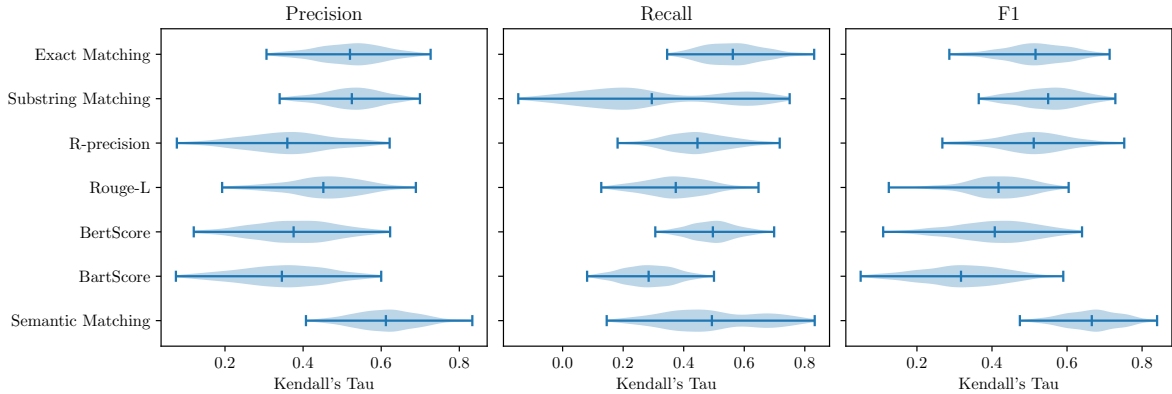


Figure 6: A comparison between the 95% confidence intervals for the Kendall Tau between human and automatic metrics on KP20k. Exact Matching achieves the best correlation for Recall, and the proposed Semantic Matching is the best for precision and F1. We use input-level bootstrap resampling following Deutsch et al. (2021).

	KP20k			KPTimes		
	r	ρ	τ	r	ρ	τ
Exact Matching	0.705	0.689	0.590	0.768	0.792	0.684
Substring Matching	0.749	0.735	0.629	0.787	0.788	0.681
BertScore Precision	0.562	0.597	0.436	0.694	0.729	0.553
Semantic Matching	0.898	0.884	0.735	0.926	0.925	0.794

Table 2: Correlation between phrase-level decision of humans and various matching strategies. Semantic matching leads other strategies by a large margin.

	KP20k	KPTimes	KP20k-NV		
	τ	τ	Alignment	Uniformity	Δ
Phrase-BERT	0.631	0.755	0.78	0.54	0.24
SpanBERT	0.562	0.653	0.71	0.54	0.17
Unsup. SimCSE	0.677	0.762	0.62	0.23	0.39
Sup. SimCSE	0.669	0.780	0.72	0.41	0.31
SBERT	0.705	0.780	0.63	0.11	0.52
Ours	0.735	0.794	0.58	0.02	0.56

Table 3: A comparison between different phrase embedding models. Our model achieves that best matching correlation with human, and it embedding space has the best ability to distinguish unrelated phrases.

observed on KPTimes (appendix D).

Next, we use the single matching decisions to compare between different matching strategies. Table 2 presents the pearson correlation (r), spearman correlation (ρ), and Kendall’s Tau (τ). Interestingly, we find that exact matching’s high correlation with human in the aggregated score setting may be *for a wrong reason*: phrase-level correlations suggest that the exact matching significantly underperforms semantic matching, with a difference of 10 absolute points in Kendall’s Tau and more than 15 absolute points in Pearson correlation and Spearman correlation. BertScore precision achieves the lowest correlation in this setting, suggesting that it’s not suitable for judging keyphrases.

Figure 5 presents a qualitative analysis. Although a number of predictions are semantically related to the references, exact matching gives a score 0. On the other hand, substring matching and BertScore are overly permissive. The proposed semantic matching’s output is closest to human evaluation and has a reasonable breakdown at the phrase level. *SemCov* gives a reasonable estimation of the overall semantic coverage of the prediction.

5.3 Benchmarking embeddings for matching

Next, we investigate the embedding choice for semantic matching. Using the same set of single-phrase matching decisions, we compare PhraseBERT (Wang et al., 2021), SpanBERT (Joshi et al., 2020), SimCSE (Gao et al., 2021), sentence BERT (SBERT) (Reimers and Gurevych, 2019), and our phrase embedding model. In addition, using the augmented KP20k test set in Chan et al. (2019) where keyphrases are linked to their name variations (KP20k-NV), we compute the alignment-like and uniformity-like properties of the embedding spaces (Wang and Isola, 2020). For alignment, we report the average cosine similarity between all name variation pairs. For uniformity, we calculate the metric with 50000 random keyphrase pairs.

Table 3 reports the results for comparing phrase embeddings. Our model achieves the highest correlation with human when used for semantic matching. Its embedding also has the best ability to distinguish unrelated phrases, as shown by the highest difference between alignment and uniformity. The alignment results also sheds light on the semantics of our similarity score: name variation pairs are assigned a score of 0.58 on average.

Group	#KP	Sal.	Cov.	Sal.+Cov.	Cov.	Nat. ↑	Faith. ↑	Diversity		Utility	
		<i>SemP</i> ↑	<i>SemR</i> ↑	<i>SemF1</i> ↑	<i>SemCov</i> ↑			<i>dup</i> ↓	<i>emb_sim</i> ↓	<i>RR@5</i> ↑	<i>Spare₅@5</i> ↑
KP20k											
Human	5.3	-	-	-	-	0.884	0.788	0.073	0.133	0.698	0.500
KPE	8.7	0.471	0.514	0.469	0.773	0.790	0.821	0.303	0.201	0.828	0.431
KPG-NN	7.3	0.572	0.577	0.562	0.817	0.894	0.832	0.307	0.240	0.851	0.578
KPG-PLM	6.2	0.584	0.605	0.582	0.828	0.891	0.837	0.139	0.167	0.864	0.572
GPT-3.5	8.0	0.464	0.605	0.514	0.825	0.876	0.860	0.115	0.112	0.982	0.609
API	10.0	0.306	0.430	0.345	0.789	0.868	0.769	0.317	0.086	0.760	0.603
KPTimes											
Human	5.0	-	-	-	-	0.882	0.757	0.069	0.203	0.515	0.420
KPE	8.5	0.488	0.540	0.490	0.751	0.796	0.763	0.192	0.258	0.725	0.396
KPG-NN	6.5	0.708	0.741	0.713	0.862	0.871	0.723	0.171	0.240	0.541	0.457
KPG-PLM	5.2	0.771	0.777	0.762	0.879	0.875	0.757	0.073	0.205	0.626	0.479
GPT-3.5	10.4	0.466	0.632	0.525	0.817	0.902	0.792	0.063	0.163	0.850	0.589
API	10.0	0.285	0.386	0.324	0.772	0.858	0.736	0.216	0.168	0.528	0.231

Table 4: Result for all dimensions for human references and five model groups. While reference-based metrics prefer pre-trained language models, GPT-3.5 is highly preferred in reference-free evaluations. "#KP"=Number of keyphrases, "Sal."=Saliency, "Cov."=Coverage, "Nat."=Naturalness, "Faith."=Faithfulness, *dup*=*dup_token_ratio*. We use ↑ for the higher the better and ↓ for the reverse. The best entry in each column is boldfaced.

6 Fine-grained re-evaluation of keyphrase extraction and generation systems

Using the proposed framework, we conduct a thorough re-evaluation of 18 keyphrase systems, grouped into keyphrase extraction (KPE, M1-M5), keyphrase generation with neural networks trained from scratch (KPG-NN, M6-M10), keyphrase generation with pre-trained language models (KPG-PLM, M11-M14), prompting GPT-3.5 (M15-M16), and calling keyphrase extraction APIs (M17-M18). Table 4 presents the metric results on all dimensions. We also evaluate human-written keyphrase labels with reference-free metrics. The per-model performance is recorded in appendix E.

6.1 Reference-based evaluation

From Table 4, we first observe that the performance underestimation problem of exact matching is alleviated by semantic matching, with the best model achieving around 0.6 *SemF1* on KP20k and 0.8 on KPTimes. The difference between KPE and KPG models is also clearly distinguished compared to BertScore reported in Koto et al. (2022) and Glazkova and Morozov (2022). For all the reference-based metrics, we observe that the KPG-PLM family is consistently the best. However, comparing the best performing models in both families (Table 7), we find that they achieve the same level of coverage, while KPG-PLM models are better at generating phrases with higher saliency.

For GPT-3.5, we observe that it achieves a competitive coverage in both 0-shot and 5-shot setting. The zero-shot setting achieves a low saliency as the model is not shown any demonstrations. With five examples, the saliency significantly increases. For the Amazon and Azure APIs, we find that they cannot outperform zero-shot prompting GPT-3.5 in the reference-based setting (appendix E).

6.2 Reference-free evaluation

Naturalness We find that models trained on the sequence generation objective have the highest naturalness. By contrast, KPE models overall exhibit poor naturalness. Pre-trained language models such as BERT and BART do not significant outperform models trained from scratch on KP20k or KPTimes. Notably, GPT-3.5 exhibits the best performance on KPTimes while performs worse than KPG-NN models on KP20k, suggesting that the model is more prone to generating unnatural phrases in the specialized science domain.

Faithfulness In terms of faithfulness, GPT-3.5 leads the other models by a large margin. We hypothesize that the GPT-3.5 model has obtained a strong ability of extracting the concepts from the input with minimal paraphrasing. Surprisingly, KPE models outperform KPG-PLM/NN on KPTimes, but not on KP20k. One explanation is that KPE models' prediction may group words that do not belong to the same phrase, which may likely be deemed unfaithful in the scientific domain.

In addition, human references do not obtain a high score, which can be caused by humans writing more abstract absent keyphrases. This suggests that the metric model can be further improved for judging the faithfulness of concepts absent from the input. We also note that UniEval may inherently prefer similar pre-trained language models like GPT-3.5 and is not suitable as a single gold standard (Deutsch et al., 2022).

Diversity For diversity, we find that *dup_token_ratio* and *embed_sim* do not always agree. While the former prefers humans and GPT-3.5, the latter prefers GPT-3.5 and keyphrase APIs. In addition, KPG-PLM models have much higher diversity compared to KPG-NN and KPE models. After a manual inspection, we find that the major reason is that KPE-PLM models generate much less duplications compared to KPG-NN even if greedy decoding is used for both. In addition, some KPE models use ranking heuristics that rank similar phrases together, causing a high duplication. From this perspective, methods that explicitly model topical diversity (such as M3) has a great advantage.

Utility The last two columns of Table 4 show the performance of the keyphrase predictions for downstream document retrieval. For both datasets, we use the training and the testing corpus as C and report the scores for $k = 5$. It is notable that the **utility evaluation does not agree with reference-based evaluation**, i.e., scoring high against human references does not guarantee good downstream performance. For both retrieval effectiveness (RR) and efficiency ($Spare$), we observe that GPT-3.5 leads the other types of models by a large margin, indicating its an outstanding ability to pick useful keyphrases and rank them properly. Human-written keyphrases have the lowest RR , possibly due to the low number of keyphrases per example. This issue is mitigated with $Spare_5$, which always focuses on the top five keyphrases.

6.3 Discussion

In the previous two subsections, we have benchmarked a range of keyphrase systems using the proposed framework. What insights can these results provide for NLP practitioners?

No one-winning-for-all model. Think about what you need. As shown earlier, different models have different assumptions and capabilities.

Therefore, we define fine-grained goals and select proper tools for evaluating them. If a "human-like behavior" as defined by a large dataset is desired, then KPG-PLM models are the best choice. However, if the goal is to have a system that can generate natural, faithful, and diverse keyphrases for humans and robust to inputs from multiple domains, then prompting GPT-3.5 with a few examples should be preferred. If the keyphrases are merely used for IR tasks and inference cost is a concern, then a keyphrase extraction model such as M3 or M18 would be the best choice (Table 8 and 9).

Do not overtrust human references. Our results suggest that judging the models based on their similarity to human references is insufficient for evaluating keyphrase systems. Particularly, we have shown that human references themselves are suboptimal in terms of diversity and utility.

Nuances in model selection. In general, model selection decisions are affected by both the metric and the benchmarking dataset. Our framework produces different model ranking than previous work such as Ye et al. (2021) and Wu et al. (2022b). We thus warn that even for the same dimension, different metrics (e.g., F1 calculated by different matching strategies) have different connotations and one should not assumption a metric's ranking be identical to another. In addition, different model rankings can be concluded for highly specialized domains (such as KP20k) compared to general domains (such as KPTime).

7 Related work

This section introduces previous advances in the evaluation of keyphrase systems.

Reference-free evaluation Early keyphrase systems adopt human evaluation to avoid the need for references (Barker and Cornacchia, 2000; Matsuo and Ishizuka, 2004). Another branch of work evaluates keyphrases by their utility in downstream applications such as retrieval (Bracewell et al., 2005; Boudin and Gallina, 2021) or summarization (Litvak and Last, 2008). Other reference-free metrics include diversity (Bahuleyan and El Asri, 2020) and descriptive statistics such as the number of keyphrase generated and their average lengths.

Reference-based evaluation Traditionally, keyphrase extraction and keyphrase generation systems are evaluated with precision, recall,

and F1 based on exact-match computed with human-specified references (Mihalcea and Tarau, 2004; Meng et al., 2017; Yuan et al., 2020). The metric uniformly penalizes unmatched predictions even though many of them are synonyms and child/parent concepts of some phrase in the reference. Later works attempt to solve the by relaxing the matching scheme. (Zesch and Gurevych, 2009) propose to use R-precision with approximate matching, which tolerates predictions that are substrings of some reference and vice versa. Kim et al. (2010) propose to use summarization metrics such as BLEU (Papineni et al., 2002) and Rouge (Lin, 2004) that use n-gram matching. Chan et al. (2019) use outside knowledge sources to resolve name variations before evaluation. Luo et al. (2021) propose a heuristic fine-grained score that combines token-level matching, edit distance, and duplication penalty. Koto et al. (2022) and Glazkova and Morozov (2022) apply the semantic-based token-level matching score BertScore (Zhang et al., 2020) in their evaluation. In addition, a number of previous work apply ranking-based metrics such as Mean Reciprocal Rank (MRR), mean Averaged Precision (mAP), and Normalized Discounted Cumulative Gain (NDCG) (Florescu and Caragea, 2017; Boudin, 2018; Kim et al., 2021). These metrics can better evaluate the ranking strategy in ranking-based keyphrase extraction systems.

Meta-evaluation There has been only limited studies conducted on evaluating automatic keyphrase metrics against human preferences. Kim et al. (2010) compared between BLEU, NIST, METEOR, Rouge, and R-precision, and concluded that R-precision has the highest Spearman correlation with human judgments. Bougouin et al. (2016) annotated a meta-evaluation corpus with 400 documents in French, evaluating 3 keyphrase models in terms of "appropriateness" and "silence", corresponding to "precision" and "1 - recall" in a broader sense. In Section 5, we present a modern meta-evaluation study of reference-based metrics, matching strategies, and phrase embeddings used for keyphrase evaluation.

8 Conclusion

In this paper, we propose a fine-grained semantic-based evaluation framework for keyphrase extraction and generation systems. The framework addresses the limitations of existing methods and fo-

cuses on six critical dimensions: naturalness, faithfulness, saliency, coverage, diversity, and utility. For each dimension, we design advanced semantic-based metrics that align with the evaluation objectives. Our rigorous empirical studies demonstrate that our evaluation strategy correlates better with human preferences compared to a range of previously used metrics. We benchmark 18 keyphrase systems using our framework and find that there is no single model performing the best for all dimensions. We also find that the utility in downstream applications does not always agree with reference-based metrics, and that GPT-3.5 exhibits near state-of-the-art performance in reference-free evaluation. We hope that our work provides a novel perspective for developing methods and metrics for keyphrase extraction and keyphrase generation.

Acknowledgments

The research is partly supported by Taboola and an Amazon AWS credit award. We thank the Taboola team for helpful discussions on the challenges of keyphrase evaluation in real applications. We thank Wasi Ahmad, Yizuo Chen, as well as the members of the UCLA-NLP group for providing their valuable feedback. We also thank Jingnong Qu, Xiaoxian Shen and Xuer Li for their help on expert annotations for a meta-evaluation pilot study.

References

- Wasi Ahmad, Xiao Bai, Soomin Lee, and Kai-Wei Chang. 2021. [Select, extract and generate: Neural keyphrase generation with layer-wise coverage attention](#). In *Proceedings of the 59th Annual Meeting of the Association for Computational Linguistics and the 11th International Joint Conference on Natural Language Processing (Volume 1: Long Papers)*, pages 1389–1404, Online. Association for Computational Linguistics.
- Hareesh Bahuleyan and Layla El Asri. 2020. [Diverse keyphrase generation with neural unlikelihood training](#). In *Proceedings of the 28th International Conference on Computational Linguistics*, pages 5271–5287, Barcelona, Spain (Online). International Committee on Computational Linguistics.
- Ken Barker and Nadia Cornacchia. 2000. Using noun phrase heads to extract document keyphrases. In *Advances in Artificial Intelligence: 13th Biennial Conference of the Canadian Society for Computational Studies of Intelligence, AI 2000 Montréal, Québec, Canada, May 14–17, 2000 Proceedings 13*, pages 40–52. Springer.

- Kamil Bennani-Smires, Claudiu Musat, Andreea Hossmann, Michael Baeriswyl, and Martin Jaggi. 2018. [Simple unsupervised keyphrase extraction using sentence embeddings](#). In *Proceedings of the 22nd Conference on Computational Natural Language Learning*, pages 221–229, Brussels, Belgium. Association for Computational Linguistics.
- Florian Boudin. 2018. [Unsupervised keyphrase extraction with multipartite graphs](#). In *Proceedings of the 2018 Conference of the North American Chapter of the Association for Computational Linguistics: Human Language Technologies, Volume 2 (Short Papers)*, pages 667–672, New Orleans, Louisiana. Association for Computational Linguistics.
- Florian Boudin and Ygor Gallina. 2021. [Redefining absent keyphrases and their effect on retrieval effectiveness](#). In *Proceedings of the 2021 Conference of the North American Chapter of the Association for Computational Linguistics: Human Language Technologies*, pages 4185–4193, Online. Association for Computational Linguistics.
- Adrien Bougouin, Sabine Barreaux, Laurent Romary, Florian Boudin, and Béatrice Daille. 2016. Termith-eval: a french standard-based resource for keyphrase extraction evaluation. In *LREC-Language Resources and Evaluation Conference*.
- Adrien Bougouin, Florian Boudin, and Béatrice Daille. 2013. [TopicRank: Graph-based topic ranking for keyphrase extraction](#). In *Proceedings of the Sixth International Joint Conference on Natural Language Processing*, pages 543–551, Nagoya, Japan. Asian Federation of Natural Language Processing.
- D. Bracewell, F. Ren, and S. Kuriowa. 2005. Multilingual single document keyword extraction for information retrieval. *2005 International Conference on Natural Language Processing and Knowledge Engineering*, pages 517–522.
- Tom B. Brown, Benjamin Mann, Nick Ryder, Melanie Subbiah, Jared Kaplan, Prafulla Dhariwal, Arvind Neelakantan, Pranav Shyam, Girish Sastry, Amanda Askell, Sandhini Agarwal, Ariel Herbert-Voss, Gretchen Krueger, Tom Henighan, Rewon Child, Aditya Ramesh, Daniel M. Ziegler, Jeffrey Wu, Clemens Winter, Christopher Hesse, Mark Chen, Eric Sigler, Mateusz Litwin, Scott Gray, Benjamin Chess, Jack Clark, Christopher Berner, Sam McCandlish, Alec Radford, Ilya Sutskever, and Dario Amodei. 2020. [Language models are few-shot learners](#).
- Hou Pong Chan, Wang Chen, Lu Wang, and Irwin King. 2019. [Neural keyphrase generation via reinforcement learning with adaptive rewards](#). In *Proceedings of the 57th Annual Meeting of the Association for Computational Linguistics*, pages 2163–2174, Florence, Italy. Association for Computational Linguistics.
- Wang Chen, Hou Pong Chan, Piji Li, Lidong Bing, and Irwin King. 2019. [An integrated approach for keyphrase generation via exploring the power of retrieval and extraction](#). In *Proceedings of the 2019 Conference of the North American Chapter of the Association for Computational Linguistics: Human Language Technologies, Volume 1 (Long and Short Papers)*, pages 2846–2856, Minneapolis, Minnesota. Association for Computational Linguistics.
- Wang Chen, Hou Pong Chan, Piji Li, and Irwin King. 2020. [Exclusive hierarchical decoding for deep keyphrase generation](#). In *Proceedings of the 58th Annual Meeting of the Association for Computational Linguistics*, pages 1095–1105, Online. Association for Computational Linguistics.
- Md Faisal Mahub Chowdhury, Gaetano Rossiello, Michael Glass, Nandana Mihindukulasooriya, and Alfio Gliozzo. 2022. [Applying a generic sequence-to-sequence model for simple and effective keyphrase generation](#).
- Daniel Deutsch, Rotem Dror, and Dan Roth. 2021. [A statistical analysis of summarization evaluation metrics using resampling methods](#). *Transactions of the Association for Computational Linguistics*, 9:1132–1146.
- Daniel Deutsch, Rotem Dror, and Dan Roth. 2022. [On the limitations of reference-free evaluations of generated text](#). In *Proceedings of the 2022 Conference on Empirical Methods in Natural Language Processing*, pages 10960–10977, Abu Dhabi, United Arab Emirates. Association for Computational Linguistics.
- Haoran Ding and Xiao Luo. 2021. [AttentionRank: Unsupervised keyphrase extraction using self and cross attentions](#). In *Proceedings of the 2021 Conference on Empirical Methods in Natural Language Processing*, pages 1919–1928, Online and Punta Cana, Dominican Republic. Association for Computational Linguistics.
- Corina Florescu and Cornelia Caragea. 2017. [Position-Rank: An unsupervised approach to keyphrase extraction from scholarly documents](#). In *Proceedings of the 55th Annual Meeting of the Association for Computational Linguistics (Volume 1: Long Papers)*, pages 1105–1115, Vancouver, Canada. Association for Computational Linguistics.
- Ygor Gallina, Florian Boudin, and Beatrice Daille. 2019. [KPTimes: A large-scale dataset for keyphrase generation on news documents](#). In *Proceedings of the 12th International Conference on Natural Language Generation*, pages 130–135, Tokyo, Japan. Association for Computational Linguistics.
- Tianyu Gao, Xingcheng Yao, and Danqi Chen. 2021. [SimCSE: Simple contrastive learning of sentence embeddings](#). In *Proceedings of the 2021 Conference on Empirical Methods in Natural Language Processing*, pages 6894–6910, Online and Punta Cana, Dominican Republic. Association for Computational Linguistics.

- Yifan Gao, Qingyu Yin, Zheng Li, Rui Meng, Tong Zhao, Bing Yin, Irwin King, and Michael Lyu. 2022. [Retrieval-augmented multilingual keyphrase generation with retriever-generator iterative training](#). In *Findings of the Association for Computational Linguistics: NAACL 2022*, pages 1233–1246, Seattle, United States. Association for Computational Linguistics.
- Anna Glazkova and Dmitry Morozov. 2022. Applying transformer-based text summarization for keyphrase generation. *arXiv preprint arXiv:2209.03791*.
- Anette Hulth. 2003. [Improved automatic keyword extraction given more linguistic knowledge](#). In *Proceedings of the 2003 Conference on Empirical Methods in Natural Language Processing*, pages 216–223.
- Mario Jarmasz and Caroline Barrière. 2004. [Keyphrase extraction: Enhancing list](#). In *Proceedings of the 2nd Conference on Computational Linguistics in the North-East (CLiNE 2004)*.
- Karen Sparck Jones. 1972. [A statistical interpretation of term specificity and its application in retrieval](#). *Journal of Documentation*, 28(1):11–21.
- Steve Jones and Mark S. Staveley. 1999. [Phrasier: A system for interactive document retrieval using keyphrases](#). In *Proceedings of the 22nd Annual International ACM SIGIR Conference on Research and Development in Information Retrieval, SIGIR '99*, page 160–167, New York, NY, USA. Association for Computing Machinery.
- Mandar Joshi, Danqi Chen, Yinhan Liu, Daniel S. Weld, Luke Zettlemoyer, and Omer Levy. 2020. [SpanBERT: Improving pre-training by representing and predicting spans](#). *Transactions of the Association for Computational Linguistics*, 8:64–77.
- Jihyuk Kim, Myeongho Jeong, Seungtaek Choi, and Seung-won Hwang. 2021. [Structure-augmented keyphrase generation](#). In *Proceedings of the 2021 Conference on Empirical Methods in Natural Language Processing*, pages 2657–2667, Online and Punta Cana, Dominican Republic. Association for Computational Linguistics.
- Su Nam Kim, Timothy Baldwin, and Min-Yen Kan. 2010. [Evaluating n-gram based evaluation metrics for automatic keyphrase extraction](#). In *Proceedings of the 23rd International Conference on Computational Linguistics (Coling 2010)*, pages 572–580, Beijing, China. Coling 2010 Organizing Committee.
- Youngsam Kim, Munhyong Kim, Andrew Cattle, Julia Otmakhova, Suzi Park, and Hyopil Shin. 2013. [Applying graph-based keyword extraction to document retrieval](#). In *Proceedings of the Sixth International Joint Conference on Natural Language Processing*, pages 864–868, Nagoya, Japan. Asian Federation of Natural Language Processing.
- Fajri Koto, Timothy Baldwin, and Jey Han Lau. 2022. [LipKey: A large-scale news dataset for absent keyphrases generation and abstractive summarization](#). In *Proceedings of the 29th International Conference on Computational Linguistics*, pages 3427–3437, Gyeongju, Republic of Korea. International Committee on Computational Linguistics.
- Mayank Kulkarni, Debanjan Mahata, Ravneet Arora, and Rajarshi Bhowmik. 2022. [Learning rich representation of keyphrases from text](#). In *Findings of the Association for Computational Linguistics: NAACL 2022*, pages 891–906, Seattle, United States. Association for Computational Linguistics.
- Xinnian Liang, Shuangzhi Wu, Mu Li, and Zhoujun Li. 2021. [Unsupervised keyphrase extraction by jointly modeling local and global context](#). In *Proceedings of the 2021 Conference on Empirical Methods in Natural Language Processing*, pages 155–164, Online and Punta Cana, Dominican Republic. Association for Computational Linguistics.
- Chin-Yew Lin. 2004. [ROUGE: A package for automatic evaluation of summaries](#). In *Text Summarization Branches Out*, pages 74–81, Barcelona, Spain. Association for Computational Linguistics.
- Marina Litvak and Mark Last. 2008. [Graph-based keyword extraction for single-document summarization](#). In *Coling 2008: Proceedings of the workshop Multi-source Multilingual Information Extraction and Summarization*, pages 17–24, Manchester, UK. Coling 2008 Organizing Committee.
- Yi Luan, Mari Ostendorf, and Hannaneh Hajishirzi. 2017. [Scientific information extraction with semi-supervised neural tagging](#). In *Proceedings of the 2017 Conference on Empirical Methods in Natural Language Processing*, pages 2641–2651, Copenhagen, Denmark. Association for Computational Linguistics.
- Yichao Luo, Yige Xu, Jiacheng Ye, Xipeng Qiu, and Qi Zhang. 2021. [Keyphrase generation with fine-grained evaluation-guided reinforcement learning](#). In *Findings of the Association for Computational Linguistics: EMNLP 2021*, pages 497–507, Punta Cana, Dominican Republic. Association for Computational Linguistics.
- Yutaka Matsuo and Mitsuru Ishizuka. 2004. Keyword extraction from a single document using word co-occurrence statistical information. *International Journal on Artificial Intelligence Tools*, 13(01):157–169.
- Rui Meng, Sanqiang Zhao, Shuguang Han, Daqing He, Peter Brusilovsky, and Yu Chi. 2017. [Deep keyphrase generation](#). In *Proceedings of the 55th Annual Meeting of the Association for Computational Linguistics (Volume 1: Long Papers)*, pages 582–592, Vancouver, Canada. Association for Computational Linguistics.

- Rada Mihalcea and Paul Tarau. 2004. [TextRank: Bringing order into text](#). In *Proceedings of the 2004 Conference on Empirical Methods in Natural Language Processing*, pages 404–411, Barcelona, Spain. Association for Computational Linguistics.
- Long Ouyang, Jeff Wu, Xu Jiang, Diogo Almeida, Carroll L Wainwright, Pamela Mishkin, Chong Zhang, Sandhini Agarwal, Katarina Slama, Alex Ray, et al. 2022. Training language models to follow instructions with human feedback. *arXiv preprint arXiv:2203.02155*.
- Kishore Papineni, Salim Roukos, Todd Ward, and Wei-Jing Zhu. 2002. [Bleu: a method for automatic evaluation of machine translation](#). In *Proceedings of the 40th Annual Meeting of the Association for Computational Linguistics*, pages 311–318, Philadelphia, Pennsylvania, USA. Association for Computational Linguistics.
- Martin F. Porter. 1980. [An algorithm for suffix stripping](#). *Program*, 40:211–218.
- Nils Reimers and Iryna Gurevych. 2019. [Sentence-BERT: Sentence embeddings using Siamese BERT-networks](#). In *Proceedings of the 2019 Conference on Empirical Methods in Natural Language Processing and the 9th International Joint Conference on Natural Language Processing (EMNLP-IJCNLP)*, pages 3982–3992, Hong Kong, China. Association for Computational Linguistics.
- Marco Tulio Ribeiro, Tongshuang Wu, Carlos Guestrin, and Sameer Singh. 2020. [Beyond accuracy: Behavioral testing of NLP models with CheckList](#). In *Proceedings of the 58th Annual Meeting of the Association for Computational Linguistics*, pages 4902–4912, Online. Association for Computational Linguistics.
- S. E. Robertson and S. Walker. 1994. [Some simple effective approximations to the 2-poisson model for probabilistic weighted retrieval](#). In *SIGIR '94*, pages 232–241, London. Springer London.
- Dhruva Sahrawat, Debanjan Mahata, Mayank Kulkarni, Haimin Zhang, Rakesh Gosangi, Amanda Stent, Agniv Sharma, Yaman Kumar, Rajiv Ratn Shah, and Roger Zimmermann. 2019. [Keyphrase extraction from scholarly articles as sequence labeling using contextualized embeddings](#).
- Xianjie Shen, Yinghan Wang, Rui Meng, and Jingbo Shang. 2022. [Unsupervised deep keyphrase generation](#). *Proceedings of the AAAI Conference on Artificial Intelligence*, 36(10):11303–11311.
- Min Song, Il Yeol Song, Robert B. Allen, and Zoran Obradovic. 2006. [Keyphrase extraction-based query expansion in digital libraries](#). In *Proceedings of the 6th ACM/IEEE-CS Joint Conference on Digital Libraries*, JCDL '06, page 202–209, New York, NY, USA. Association for Computing Machinery.
- Mingyang Song, Yi Feng, and Liping Jing. 2022. [Hyperbolic relevance matching for neural keyphrase extraction](#). In *Proceedings of the 2022 Conference of the North American Chapter of the Association for Computational Linguistics: Human Language Technologies*, pages 5710–5720, Seattle, United States. Association for Computational Linguistics.
- Mingyang Song, Liping Jing, and Lin Xiao. 2021. [Importance Estimation from Multiple Perspectives for Keyphrase Extraction](#). In *Proceedings of the 2021 Conference on Empirical Methods in Natural Language Processing*, pages 2726–2736, Online and Punta Cana, Dominican Republic. Association for Computational Linguistics.
- Avinash Swaminathan, Haimin Zhang, Debanjan Mahata, Rakesh Gosangi, Rajiv Ratn Shah, and Amanda Stent. 2020. [A preliminary exploration of GANs for keyphrase generation](#). In *Proceedings of the 2020 Conference on Empirical Methods in Natural Language Processing (EMNLP)*, pages 8021–8030, Online. Association for Computational Linguistics.
- Xiaojun Wan and Jianguo Xiao. 2008. [Single document keyphrase extraction using neighborhood knowledge](#). In *Proceedings of the 23rd National Conference on Artificial Intelligence - Volume 2, AAAI'08*, page 855–860. AAAI Press.
- Shufan Wang, Laure Thompson, and Mohit Iyyer. 2021. [Phrase-BERT: Improved phrase embeddings from BERT with an application to corpus exploration](#). In *Proceedings of the 2021 Conference on Empirical Methods in Natural Language Processing*, pages 10837–10851, Online and Punta Cana, Dominican Republic. Association for Computational Linguistics.
- Tongzhou Wang and Phillip Isola. 2020. Understanding contrastive representation learning through alignment and uniformity on the hypersphere. In *International Conference on Machine Learning*, pages 9929–9939. PMLR.
- Yunli Wang, Yong Jin, Xiaodan Zhu, and Cyril Goutte. 2016. [Extracting discriminative keyphrases with learned semantic hierarchies](#). In *Proceedings of COLING 2016, the 26th International Conference on Computational Linguistics: Technical Papers*, pages 932–942, Osaka, Japan. The COLING 2016 Organizing Committee.
- Ian H Witten, Gordon W Paynter, Eibe Frank, Carl Gutwin, and Craig G Nevill-Manning. 1999. [Kea: Practical automatic keyphrase extraction](#). In *Proceedings of the fourth ACM conference on Digital libraries*, pages 254–255.
- Di Wu, Wasi Ahmad, Sunipa Dev, and Kai-Wei Chang. 2022a. [Representation learning for resource-constrained keyphrase generation](#). In *Findings of the Association for Computational Linguistics: EMNLP 2022*, pages 700–716, Abu Dhabi, United Arab Emirates. Association for Computational Linguistics.

- Di Wu, Wasi Uddin Ahmad, and Kai-Wei Chang. 2022b. [Pre-trained language models for keyphrase generation: A thorough empirical study](#).
- Huanqin Wu, Baijiaxin Ma, Wei Liu, Tao Chen, and Dan Nie. 2022c. [Fast and constrained absent keyphrase generation by prompt-based learning](#). In *Proceedings of the AAAI Conference on Artificial Intelligence*, volume 36, pages 11495–11503.
- Lee Xiong, Chuan Hu, Chenyan Xiong, Daniel Campos, and Arnold Overwijk. 2019. [Open domain web keyphrase extraction beyond language modeling](#). In *Proceedings of the 2019 Conference on Empirical Methods in Natural Language Processing and the 9th International Joint Conference on Natural Language Processing (EMNLP-IJCNLP)*, pages 5175–5184, Hong Kong, China. Association for Computational Linguistics.
- Hai Ye and Lu Wang. 2018. [Semi-supervised learning for neural keyphrase generation](#). In *Proceedings of the 2018 Conference on Empirical Methods in Natural Language Processing*, pages 4142–4153, Brussels, Belgium. Association for Computational Linguistics.
- Jiacheng Ye, Tao Gui, Yichao Luo, Yige Xu, and Qi Zhang. 2021. [One2Set: Generating diverse keyphrases as a set](#). In *Proceedings of the 59th Annual Meeting of the Association for Computational Linguistics and the 11th International Joint Conference on Natural Language Processing (Volume 1: Long Papers)*, pages 4598–4608, Online. Association for Computational Linguistics.
- Weizhe Yuan, Graham Neubig, and Pengfei Liu. 2021. [BartScore: Evaluating generated text as text generation](#). In *Advances in Neural Information Processing Systems*, volume 34, pages 27263–27277. Curran Associates, Inc.
- Xingdi Yuan, Tong Wang, Rui Meng, Khushboo Thaker, Peter Brusilovsky, Daqing He, and Adam Trischler. 2020. [One size does not fit all: Generating and evaluating variable number of keyphrases](#). In *Proceedings of the 58th Annual Meeting of the Association for Computational Linguistics*, pages 7961–7975, Online. Association for Computational Linguistics.
- Torsten Zesch and Iryna Gurevych. 2009. [Approximate matching for evaluating keyphrase extraction](#). In *Proceedings of the International Conference RANLP-2009*, pages 484–489, Borovets, Bulgaria. Association for Computational Linguistics.
- Linhan Zhang, Qian Chen, Wen Wang, Chong Deng, ShiLiang Zhang, Bing Li, Wei Wang, and Xin Cao. 2022. [MDERank: A masked document embedding rank approach for unsupervised keyphrase extraction](#). In *Findings of the Association for Computational Linguistics: ACL 2022*, pages 396–409, Dublin, Ireland. Association for Computational Linguistics.
- Qi Zhang, Yang Wang, Yeyun Gong, and Xuanjing Huang. 2016. [Keyphrase extraction using deep recurrent neural networks on Twitter](#). In *Proceedings of the 2016 Conference on Empirical Methods in Natural Language Processing*, pages 836–845, Austin, Texas. Association for Computational Linguistics.
- Tianyi Zhang, Varsha Kishore, Felix Wu, Kilian Q Weinberger, and Yoav Artzi. 2020. [BertScore: Evaluating text generation with bert](#). In *International Conference on Learning Representations*.
- Jing Zhao and Yuxiang Zhang. 2019. [Incorporating linguistic constraints into keyphrase generation](#). In *Proceedings of the 57th Annual Meeting of the Association for Computational Linguistics*, pages 5224–5233, Florence, Italy. Association for Computational Linguistics.
- Ming Zhong, Yang Liu, Da Yin, Yuning Mao, Yizhu Jiao, Pengfei Liu, Chenguang Zhu, Heng Ji, and Jiawei Han. 2022. [Towards a unified multi-dimensional evaluator for text generation](#). In *Proceedings of the 2022 Conference on Empirical Methods in Natural Language Processing*, pages 2023–2038, Abu Dhabi, United Arab Emirates. Association for Computational Linguistics.

Supplementary Material: Appendices

A A survey of evaluation methods used in recent keyphrase papers

We survey 64 papers published from 2017 to 2022 in major conferences for natural language processing (e.g., *ACL and EMNLP), artificial intelligence (e.g., AAAI), and information retrieval (e.g., SIGIR). 31 papers design new keyphrase generation methods, 28 introduce new keyphrase extraction methods, and 5 conduct empirical studies.

We manually check each paper’s experiment sections and note down whether the reported evaluation metrics fall into any of the six major categories: (1) precision, recall, and F1 based on exact-matching; (2) diversity metrics, such as duplication ratio; (3) ranking-based metrics such as mAP, α -NDCG, and MRR; (4) approximate versions of exact match and n-gram matching; (5) retrieval-based utility metrics; (6) human evaluation.

The survey results are presented in Table 7. The majority of papers report exact matching precision, recall, and F1. Only one thirds of all papers consider alternative evaluation metrics. Human evaluation is only conducted in one paper surveyed (Bennani-Smires et al., 2018). Overall, the survey suggests that exact matching is still the major method for assessing the performance of newly proposed keyphrase systems, and there has been limited progress in designing and adopting better metrics despite the suboptimal grading scheme.

B Detailed information of the considered keyphrase systems

We summarize the properties of all the considered keyphrase systems in Table 5. We benchmark 7 keyphrase extraction models and 11 keyphrase generation models. Among the keyphrase generation models, 5 models are trained from scratch, 4 models are fine-tuned from pre-trained language models, and 2 are prompting GPT-3.5 either zero-shot or with with examples.

C Phrase Embedding Training Setup

We collect all the keyphrases from the training datasets of KP20k (Meng et al., 2017), KPTime (Gallina et al., 2019), StackEx (Yuan et al., 2020), and OpenKP (Xiong et al., 2019). These datasets cover the domain of news, science, online forum,

and web documents. After lower casing and deduplication, 1,037,309 phrases are left.

Our training implementation is based on the [sentence-transformers](#) library. The model is initialized from [sentence-transformers/all-mpnet-base-v2](#). We use the AdamW optimizer with maximum sequence length 12, batch size 512, and learning rate $1e-6$, and fine-tune the model for 1 epoch. Training is done on a single Nvidia GeForce RTX 2080 Ti and roughly takes 30 minutes.

D KPTime meta-evaluation results

We present the meta-evaluation results on KPTime in Figure 8. Overall, we observe a similar pattern compared to the results on KP20k.

E All evaluation results

We present all the evaluation results for each system on KP20k and KPTime in Table 6, Table 7, Table 8, and Table 9. Table 6 contains the scores human study in section 5, and Table 7, 8, and 9 contain the results on automatic metrics for the six dimensions. We group the results by reference-free and reference-based metrics.

F Implementation details of the benchmarked keyphrase systems

We obtain the output from the original author for the following systems: M7 and M8 for KP20k; M5, M11, M12, and M14 for both KP20k and KPTime.

For the other unsupervised and supervised methods, we obtain the results on our own. For M1, M2, M3, and M4, we obtain the results using the [pke](#) library. For M6, M7, M8, M9, and M10, we use the original authors’ implementations. For M13, we use the [DeepKPG](#) toolkit.

For the commercial APIs from Amazon (M17) and Azure (M18), we implement the API call following the instructions. We referred to [this page](#) for M17 and [this page](#) for M18. We obtained the results on 3/5/2023 for M17 and 3/11/2023 for M18.

For GPT-3.5, we use the instruction-tuned `text-davinci-003` model. We always start the prompt with the following task definition:

```
Keyphrases are the phrases that
summarize the most important and
salient information in a document.
Given a document’s title and body,
generate the keyphrases.
```

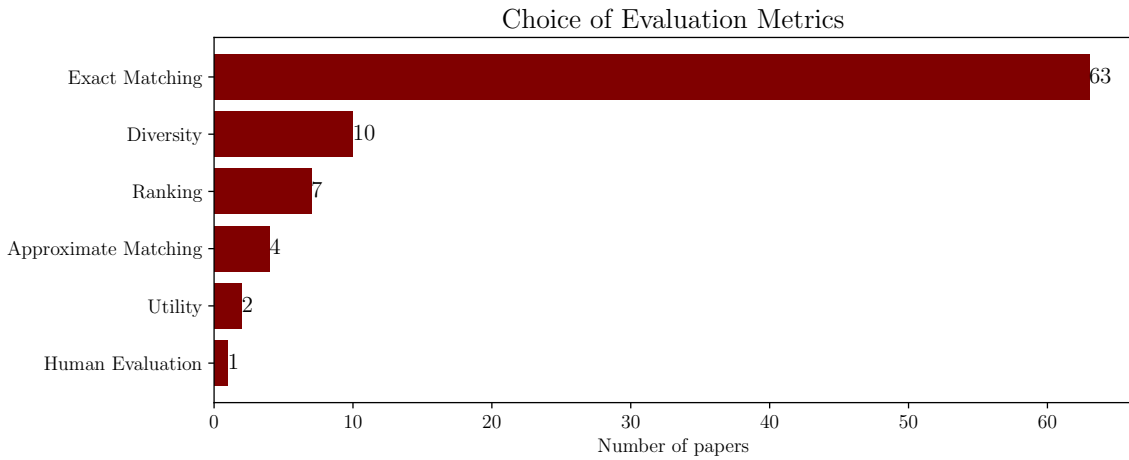



Figure 7: Distribution of the choice of evaluation metrics for keyphrase system papers in top NLP and IR conferences from 2017 to 2022. We survey 64 papers in total.

ID	Model Name	Reference	Task	Supervised?	Other Properties
M1	TF-IDF	Jones (1972)	KPE	No	statistical KPE
M2	TextRank	Mihalcea and Tarau (2004)	KPE	No	graph-based KPE
M3	MultipartiteRank	Boudin (2018)	KPE	No	graph-based KPE
M4	Kea	Witten et al. (1999)	KPE	Yes	feature-based KPE
M5	BERT+CRF	Wu et al. (2022b)	KPE	Yes	PLM
M6	CatSeq	Yuan et al. (2020)	KPG	Yes	One2Seq
M7	CatSeqTG+2RF1	Chan et al. (2019)	KPG	Yes	RL, One2Seq
M8	ExHiRD-h	Chen et al. (2020)	KPG	Yes	One2Seq
M9	Transformer	Ye et al. (2021)	KPG	Yes	One2Seq
M10	SetTrans	Ye et al. (2021)	KPG	Yes	One2Set
M11	SciBERT-G	Wu et al. (2022b)	KPG	Yes	PLM, One2Seq
M12	BART-large	Wu et al. (2022b)	KPG	Yes	PLM, One2Seq
M13	KeyBART	Kulkarni et al. (2022)	KPG	Yes	PLM+TAPT, One2Seq
M14	SciBART-large+OAGKX	Wu et al. (2022b)	KPG	Yes	PLM+TAPT, One2Seq
M15	text-davinci-003 (0-shot)	-	KPG	No	PLM
M16	text-davinci-003 (5-shot)	-	KPG	Yes (few-shot)	in-context learning, PLM
M17	Amazon Comprehend	-	KPE	No	blackbox KPE
M18	Azure Cognitive Services	-	KPE	No	blackbox KPE

Table 5: Descriptions of the studied models. "KPE" = "Keyphrase Extraction". "KPG" = "Keyphrase Generation". "PLM" = "Pre-trained Language Model". "TAPT" = "Task-adaptive Pre-training".

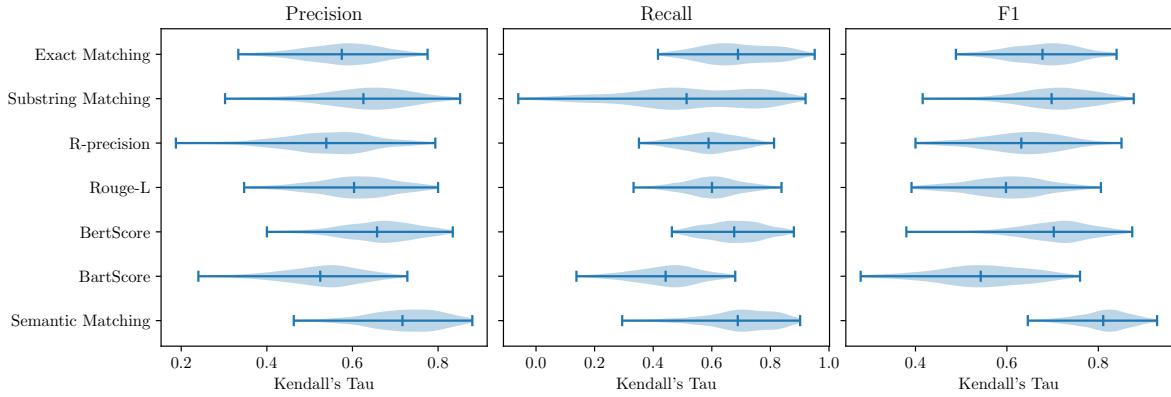


Figure 8: A comparison between the 95% confidence intervals for the Kendall Tau between human and automatic metrics on KPTimes. We use input-level bootstrap resampling following Deutsch et al. (2021).

In the zero-shot setting, we then specify the document title and body in two separate lines, and start a new line with

Keyphrases (separated by comma) :

to finish the prompt. In the 5-shot setting, we randomly sample 5 examples from the train set for each test document, and add their title, body, and keyphrases in the same format to the prompt before the document tested.

For all the systems, we truncate the body to 512 tokens. We apply a credit on newly registered accounts for M17 and M18. For GPT-3.5, we spent around \$1500 to obtain all the results.

G Details for the label variation study

For this task, we only recruit "MTurk Master" annotators from US or UK with more than 100 HITs approved and more than 97% approval rate. We present an annotation interface in Figure 9. To determine the payment for each HIT, we first find several NLP researcher volunteers to perform a trial run and use their time as an estimate. Through this study, we determine that about 5 minutes per document is required to finish the task. Therefore, in the final version, crowd-source annotators are asked to annotate five document per HIT, which is labeled as \$5.0. In total, we spent around \$375 for this experiment.

H Details for the meta-evaluation study

For this task, we add a qualification stage: workers are required to take a test on whether they understand the definition of keyphrases and whether they are able to follow the instructions on determining semantic similarity. For the qualification study,

we recruit senior annotators from US or UK with more than 5000 HITs approved and more than 96% approval rate. 150 annotators attempted the qualification test, among which 46 qualified annotators work for the evaluation study.

We present an example in the instructions in Figure 10 and the annotation interface in Figure 11. Note that for this task, we make the concept of "keyphrases" transparent to the annotators because their main job is to evaluate semantic similarity. We also provide a number of example pairs to train the annotators on evaluating semantic similarity with partial credits. To determine the payment for each HIT, we first find several NLP researcher volunteers to perform a trial run and use their time as an estimate. Through this study, we determine that about 2 minutes per model is required to finish the task. Therefore, in the final version, crowd-source annotators are asked to annotate all the model outputs for a single document per HIT, which is labeled as \$3.0. In total, we spent around \$1200 for this experiment.

ID	Model	KP20k				KPTimes			
		Sal. \uparrow	Cov. \uparrow	Sal.+Cov. \uparrow	Avg. Rank \downarrow	Sal. \uparrow	Cov. \uparrow	Sal.+Cov. \uparrow	Avg. Rank \downarrow
M3	MultipartiteRank	0.447	0.434	0.436	3.98	0.512	0.492	0.494	4.48
M6	CatSeq	0.601	0.518	0.550	2.80	0.735	0.700	0.709	2.50
M10	SetTrans	0.575	0.589	0.571	2.46	0.666	0.804	0.722	2.24
M13	KeyBART	-	-	-	-	0.741	0.796	0.759	2.00
M14	SciBART-large+OAGKX	0.568	0.590	0.570	2.54	-	-	-	-
M16	text-davinci-003 (5-shot)	0.493	0.601	0.535	3.22	0.565	0.638	0.593	3.78

Table 6: Human evaluation results. For M3, we only use its top 5 predictions for consistency with other systems.

ID	Model	KP20k				KPTimes			
		Sal. \uparrow	Cov. \uparrow	Sal.+Cov. \uparrow	Cov. \uparrow	Sal. \uparrow	Cov. \uparrow	Sal.+Cov. \uparrow	Cov. \uparrow
		<i>SemP</i> \uparrow	<i>SemR</i> \uparrow	<i>SemF1</i> \uparrow	<i>SemCov</i> \uparrow	<i>SemP</i> \uparrow	<i>SemR</i> \uparrow	<i>SemF1</i> \uparrow	<i>SemCov</i> \uparrow
M1	TF-IDF	0.431	0.524	0.463	0.814	0.403	0.557	0.461	0.802
M2	TextRank	0.432	0.518	0.460	0.813	0.457	0.532	0.483	0.800
M3	MultipartiteRank	0.364	0.548	0.429	0.814	0.410	0.575	0.472	0.806
M4	Kea	0.452	0.533	0.479	0.816	0.427	0.575	0.484	0.806
M5	BERT+CRF	0.675	0.447	0.515	0.606	0.741	0.459	0.550	0.542
M6	CatSeq	0.596	0.531	0.548	0.791	0.723	0.714	0.708	0.856
M7	CatSeqTG+2RF1	0.550	0.579	0.553	0.824	n/a	n/a	n/a	n/a
M8	ExHiRD-h	0.587	0.559	0.562	0.814	0.725	0.713	0.709	0.858
M9	Transformer	0.558	0.593	0.562	0.823	0.720	0.736	0.717	0.864
M10	SetTrans	0.570	0.623	0.583	0.835	0.662	0.801	0.716	0.871
M11	SciBERT-G	0.587	0.590	0.577	0.823	0.784	0.737	0.749	0.868
M12	BART-large	0.567	0.607	0.574	0.828	0.768	0.796	0.770	0.885
M13	KeyBART	0.580	0.599	0.577	0.824	0.751	0.807	0.766	0.885
M14	SciBART-large+OAGKX	0.601	0.623	0.601	0.835	0.782	0.766	0.763	0.879
M15	text-davinci-003 (0-shot)	0.433	0.616	0.498	0.826	0.383	0.620	0.467	0.809
M16	text-davinci-003 (5-shot)	0.495	0.594	0.529	0.824	0.549	0.643	0.582	0.824
M17	Amazon Comprehend	0.224	0.324	0.259	0.765	0.258	0.347	0.292	0.761
M18	Azure Cognitive Services	0.387	0.536	0.440	0.813	0.312	0.425	0.355	0.782

Table 7: Reference-based evaluation results. The best result is underlined and the top three results are boldfaced.

ID	Model	#KP	Naturalness \uparrow	Faithfulness \uparrow	Diversity		Utility	
					<i>dup_token_ratio</i> \downarrow	<i>emb_sim</i> \downarrow	<i>RR@5</i> \uparrow	<i>Spare₅@5</i> \uparrow
M0	Human References	5.3	0.884	0.788	0.073	0.133	0.698	0.500
M1	TF-IDF	10.0	0.717	0.811	0.396	0.161	0.848	0.393
M2	TextRank	10.0	0.843	0.809	0.391	0.180	0.877	0.416
M3	MultipartiteRank	10.0	0.843	0.796	0.148	0.092	0.922	0.472
M4	Kea	10.0	0.717	0.823	0.445	0.175	0.861	0.388
M5	BERT+CRF	3.6	0.832	0.868	0.137	0.399	0.633	0.487
M6	CatSeq	7.2	0.884	0.849	0.370	0.310	0.809	0.571
M7	CatSeqTF+2RF1	7.9	0.910	0.809	0.355	0.251	0.795	0.613
M8	ExHiRD-h	5.5	0.895	0.834	0.214	0.195	0.880	0.576
M9	Transformer	8.2	0.882	0.831	0.289	0.239	0.863	0.587
M10	SetTrans	7.7	0.897	0.839	0.308	0.203	0.909	0.541
M11	SciBERT-G	6.1	0.888	0.838	0.152	0.177	0.848	0.579
M12	BART-large	6.6	0.891	0.834	0.144	0.168	0.872	0.568
M13	KeyBART	6.0	0.892	0.835	0.130	0.163	0.864	0.568
M14	SciBART-large+OAGKX	6.1	0.892	0.840	0.129	0.158	0.871	0.571
M15	text-davinci-003 (0-shot)	9.5	0.877	0.853	0.143	0.110	0.979	0.599
M16	text-davinci-003 (5-shot)	6.5	0.874	0.866	0.087	0.114	0.985	0.620
M17	Amazon Comprehend	10.0	0.880	0.697	0.436	0.103	0.565	0.254
M18	Azure Cognitive Services	10.0	0.855	0.841	0.198	0.068	0.955	0.552

Table 8: Reference-free evaluation results on KPTimes for all the benchmarked models. The best result is underlined and the top three results are boldfaced.

ID	Model	#KP	Naturalness \uparrow	Faithfulness \uparrow	Diversity		Utility	
					<i>dup_token_ratio</i> \downarrow	<i>emb_sim</i> \downarrow	<i>RR@5</i> \uparrow	<i>Spare₅@5</i> \uparrow
M0	Human References	5.0	0.882	0.757	0.069	0.203	0.515	0.420
M1	TF-IDF	10.0	0.756	0.743	0.175	0.163	0.798	0.406
M2	TextRank	10.0	0.803	0.739	0.371	0.246	0.745	0.347
M3	MultipartiteRank	10.0	0.827	0.749	0.123	0.150	0.837	0.437
M4	Kea	10.0	0.756	0.769	0.219	0.175	0.843	0.420
M5	BERT+CRF	2.3	0.838	<u>0.816</u>	0.072	0.556	0.402	0.372
M6	CatSeq	5.9	0.877	0.734	0.191	0.257	0.524	0.469
M7	CatSeqTG+2RF1	n/a	n/a	n/a	n/a	n/a	n/a	n/a
M8	ExHiRD-h	5.8	0.868	0.733	0.149	0.238	0.535	0.474
M9	Transformer	5.7	0.865	0.716	0.133	0.231	0.522	0.474
M10	SetTrans	8.4	0.873	0.710	0.210	0.232	0.584	0.410
M11	SciBERT-G	4.5	0.879	0.761	0.064	0.208	0.594	0.473
M12	BART-large	5.4	0.873	0.755	0.074	0.203	0.641	0.482
M13	KeyBART	5.9	0.872	0.749	0.086	0.206	0.639	0.480
M14	SciBART-large+OAGKX	4.8	0.876	0.763	0.069	0.203	0.628	0.482
M15	text-davinci-003 (0-shot)	14.1	0.896	0.785	0.082	0.137	0.871	0.597
M16	text-davinci-003 (5-shot)	6.7	<u>0.907</u>	0.799	<u>0.044</u>	0.188	0.829	0.582
M17	Amazon Comprehend	10.0	0.902	0.668	0.291	0.203	0.492	0.123
M18	Azure Cognitive Services	10.0	0.814	0.803	0.140	<u>0.133</u>	0.564	0.338

Table 9: Reference-free evaluation results on KPTimes for all the benchmarked models. The best result is underlined and the top three results are boldfaced.

Title: high radix montgomery modular exponentiation on reconfigurable hardware .

Abstract: it is widely recognized that security issues will play a crucial role in the majority of future computer and communication systems . central tools for achieving system security are cryptographic algorithms . this contribution proposes arithmetic architectures which are optimized for modern field programmable gate arrays (fpgas) . the proposed architectures perform modular exponentiation with very long integers . this operation is at the heart of many practical public key algorithms such as rsa and discrete logarithm schemes . we combine a high radix montgomery modular multiplication algorithm with a new systolic array design . the designs are flexible , allowing any choice of operand and modulus . the new architecture also allows the use of high radices . unlike previous approaches , we systematically implement and compare several variants of our new architecture for different bit lengths . we provide absolute area and timing measures for each architecture . the results allow conclusions about the feasibility and time space trade offs of our architecture for implementation on commercially available fpgas . we found that 1,024 bit rsa decryption can be done in 3.1 ms with our fastest architecture .

Candidates: cryptography, discrete logarithm, exponentiation, field programmable gate arrays, fpga, gate arrays, hardware implementation, high radix, high radix modular multiplication, modular arithmetic, modular exponentiation, montgomery, montgomery modular multiplication, montgomery multiplication, public key cryptography, reconfigurable hardware, rsa, systolic array

Keyphrases (multiple keyphrases, separated by a comma):

Figure 9: An example of the annotation interface for the keyphrase annotation study in Section 4.

What do you need to do?

First, you will be given a list of reference phrases and a list of phrases to evaluate. We will also give a document from which these phrases are extracted. This document is only used to give you some context.

Title: security personalization for internet and web services .

First few sentences: the growth of the internet has been accompanied by the growth of internet services (e.g. , e commerce , e health) . this proliferation of services and the increasing attacks on them by malicious individuals have highlighted the need for service security .

References: security ; personalization ; web services ; internet services ; security policy ; negotiation

Phrases to Evaluate: security personalization ; security model ; security policy ; policy of securing ; model being

For each phrase in "**Phrases to Evaluate**", find a best-match (i.e., most similar) keyphrase from "**References**". Then, on a scale from 1 (not similar at all) to 5 (identical), tell us the semantic similarity between the two. Separate each entry with a comma:

Scores: 4, 3, 5, 4, 1

Explanation: we explain 5 phrases one-by-one. (1) "security personalization" matches best to either "security" or "personalization" and is pretty similar to them, so we assign a score 4. (2) "security model" may be matched best to "security", and they have a moderate semantic similarity, so we assign a score 3. (3) "security policy" exactly matches to the same phrase in the input, so we give a score 5. (4) "policy of securing" matches best to "security policy" and they have a considerable similarity, so we give a score 4. (5) "model being" is not similar at all with any phrase in the reference, so we give a score 1.

Figure 10: An example of the annotation instructions for the keyphrase evaluation study in Section 6.

Document title: a variant of parallel plane sweep algorithm for multicore systems .

First few sentences: parallel algorithms used in very large scale integration physical design bring significant challenges for their efficient and effective design and implementation . the rectangle intersection problem is a subset of the plane sweep problem , a topic of computational geometry and a component in design rule checking , parasitic resistance capacitance extraction , and mask processing flows . a variant of a plane sweep algorithm that is embarrassingly parallel and therefore easily scalable on multicore machines and clusters , while exceeding the best known parallel plane sweep algorithms on real world tests , is presented in this letter .

For each phrase in "**Phrases to Evaluate**", find a best-match (i.e., most similar) keyphrase from "**References**". Then, on a scale from 1 (not similar at all) to 5 (identical), tell us the semantic similarity between the two. **You should give 1 only sparingly, i.e., when there are really nothing in the reference that semantically relates to the phrase evaluated.** Separate each entry with a comma:

References: plane sweep, multicore, physical design, rectangle intersection, computational geometry

Phrases to Evaluate: parallel plane sweep, multicore systems, rectangle intersection, computational geometry, design rule checking, parallel algorithms

(Hint: you should write 6 scores below.)

Scores:

Figure 11: An example of the annotation interface for the keyphrase evaluation study in Section 6.