

Tracking the validity of the quasi-static and sub-horizon approximations in modified gravity

J. Bayron Orjuela-Quintana,^{*,1} Savvas Nesseris,^{‡,2}

¹Departamento de Física, Universidad del Valle, Ciudad Universitaria Meléndez, 760032, Cali, Colombia

²Instituto de Física Teórica UAM-CSIC, Universidad Autónoma de Madrid, Cantoblanco, 28049 Madrid, Spain

E-mail: ★john.orjuela@correounivalle.edu.co, †savvas.nesseris@csic.es

Abstract. Within the framework of modified gravity, the quasi-static and sub-horizon approximations are widely used in analyses aiming to identify departures from the concordance model at late-times. In general, it is assumed that time derivatives are subdominant with respect to spatial derivatives given that the relevant physical modes are those well inside the Hubble radius. In practice, the perturbation equations under these approximations are reduced to a tractable algebraic system in terms of the gravitational potentials and the perturbations of involved matter fields. Here, in the framework of $f(R)$ theories, we revisit standard results when these approximations are invoked using a new parameterization scheme that allows us to track the relevance of each time-derivative term in the perturbation equations. This new approach unveils correction terms which are neglected in the standard procedure. We assess the relevance of these differences by comparing results from both approaches against full numerical solutions for two well-known toy-models: the designer $f(R)$ model and the Hu-Sawicki model. We find that: *i*) the sub-horizon approximation can be safely applied to linear perturbation equations for scales $0.06 h/\text{Mpc} \lesssim k \lesssim 0.2 h/\text{Mpc}$, *ii*) in this “safety region”, the quasi-static approximation provides a very accurate description of the late-time cosmological dynamics even when dark energy significantly contribute to the cosmic budget, and *iii*) our new methodology performs better than the standard procedure, even for several orders of magnitude in some cases. Although, the impact of this major improvement on the linear observables is minimal for the studied cases, this does not represent an invalidation for our approach. Instead, our findings indicate that the perturbation expressions derived under these approximations in more general modified gravity theories, such as Horndeski, should be also revisited.

¹Corresponding author.

Contents

1	Introduction	1
2	Theoretical Framework	3
2.1	General Setup	3
2.2	Background and Perturbations	3
3	$f(R)$ Theories	4
3.1	Quasi-Static and Sub-Horizon Approximations: Standard Approach	6
4	Tracking the Validity of the QSA and the SHA	7
5	Specific $f(R)$ Models	10
5.1	f DES Model	10
5.2	Hu-Sawicki Model	10
6	Numerical Solution of the Evolution Equations	12
6.1	Full Numerical Solution	12
6.2	Comparing Results	13
6.2.1	Gravitational Potentials	14
6.2.2	Dark Energy Perturbations	15
6.2.3	Other Scales	17
7	Impact on Cosmological Observables	18
7.1	The Viscosity parameter	18
7.2	Linear Power Spectra	19
8	Conclusions	20
A	Linear Field Equations in $f(R)$	21
B	Dark Energy Perturbations in $f(R)$	22
C	Linear Field Equations in the New Parameterization	22

1 Introduction

The current theoretical paradigm, namely the cosmological constant Λ and cold dark matter (CDM) model – Λ CDM [1], has started to be challenged by several observations [2–4]. The well-known H_0 tension is now approximately 5σ [5–9], while the S_8 tension is about $2–3\sigma$ [10–20]. Recently, the inconsistency between the amplitude of the Cosmic Microwave Background (CMB) dipole and the Quasars dipole has exceeded 5σ , setting serious concerns on the cosmological principle [21–24]. These discrepancies and others (see Refs. [25–27]) motivate a further examination of the viability of Λ CDM as the standard cosmological model [28–30] and the exploration of models violating the cosmological principle [31–39].

Generally, the main alternatives to the Λ CDM model imply either the existence of a fluid with negative pressure known as Dark Energy (DE) [40, 41], or covariant modifications to the geometric sector describing gravity, the so-called Modified Gravity (MG) theories [42, 43]. With respect to MG theories, a large portion in the plethora of candidate models are rule out by observations from, for example, gravitational waves [44, 45], and very precise extra-galactic tests [46–48]. However, there remains some alternatives. Among the still cosmologically viable MG theories, one of the most representative are the so-called $f(R)$ theories [49]. In principle, these theories could be distinguished from the standard cosmological model by their influence in the inhomogeneous Universe since, in general, they introduce modifications in several observables, e.g., the growth rate [50]. However, no $f(R)$ model is particularly favored by current growth data [51, 52].

It is fair to say that the distinction between DE and MG is rather academic in a sense, as both scenarios can be treated on equal footing under the Effective Fluid Approach (EFA) [53].¹ Within the EFA, all the modifications to gravity are encompassed in terms of the equation of state w_{DE} , the sound speed $c_{s,\text{DE}}^2$, and the anisotropic stress π_{DE} of an effective DE fluid. As shown in Refs. [58–60], the application of the Quasi-Static Approximation (QSA) and the Sub-Horizon Approximation (SHA) allows to get analytical expressions for the effective DE perturbations in very general MG theories. One of the advantage of this approach is that these expressions can be easily introduced in Boltzmann solvers, such as CLASS [61], facilitating the computation of cosmological observables, e.g., the linear matter power spectrum or the CMB angular power spectrum. These approximations also enable us to directly discriminate departures from General Relativity (GR), which could be encoded in, for instance, the effective Newton’s constant G_{eff} and the effective lensing parameter Q_{eff} . Albeit they have been extensively used in the literature [62–71], some works claim that the QSA, in particular, can be too aggressive and that relevant dynamical information could be omitted after their application [72, 73]. Therefore, the validity regime of these approximations is a highly relevant issue to be addressed in order to compare theoretical results with upcoming astrophysical observations.

Bearing in mind the above discussion, we propose to analyze the validity regime in time and scale of the QSA-SHA for modified gravity theories. We start our research program by revisiting well-known expressions obtained for the effective DE perturbations in $f(R)$ theories. In order to do so, we put forward a new parameterization scheme that allows us to track the relevance of each derivative term in the perturbation equations. In general, we find some correction terms which improve over the standard description of the effective DE perturbations by several orders of magnitude in some cases.

This paper is organized as follows: in Sec. 2, we present the theoretical framework of linear cosmological perturbations for the late-time Universe around a Friedmann-Lemaître-Robertson-Walker (FLRW) metric. In Sec. 3, the EFA is applied to $f(R)$ theories, and the standard QSA-SHA procedure is used to obtain well-known expressions for the gravitational potentials and the effective DE perturbations. Then, in Sec. 4, we introduce the new parameterization of the QSA-SHA and write down the dynamics in terms of these parameters. Since these parameters depend on the cosmological model, we introduce some specific $f(R)$ models in Sec. 5. Then, in Sec. 6, we compare the results obtained via the new parameterization, the standard QSA-SHA procedure, and the full numerical solution when no approximations are used. Since some differences between the standard approach and the new parameterization

¹The Effective Field Theory is another approach which allows to model dark energy and modified gravity in a common framework [54–57].

are found, we investigate the impact of these differences on some cosmological observables in 7. We give a summary and our conclusions in Sec. 8.

2 Theoretical Framework

2.1 General Setup

In GR, gravitational interactions are characterized by the Einstein-Hilbert action

$$S_{\text{EH}} = \int d^4x \sqrt{-g} \left[\frac{1}{2\kappa} R + \mathcal{L} \right], \quad (2.1)$$

where² $\kappa \equiv 8\pi G_N$, G_N is the Newton's constant, g is the determinant of the metric $g_{\mu\nu}$, R is the Ricci scalar, and \mathcal{L} is a Lagrangian for all matter fields. On cosmological scales, the Universe is approximately homogeneous and isotropic [5]. Hence, its geometry can be described by the flat perturbed FLRW metric that in the Newtonian gauge reads

$$ds^2 = -\{1 + 2\Psi(\mathbf{x}, t)\}dt^2 + a(t)^2\{1 + 2\Phi(\mathbf{x}, t)\}\delta_{ij}dx^i dx^j, \quad (2.2)$$

where a is the scale factor, and Ψ and Φ are the gravitational potentials which depend on both the spatial coordinates \mathbf{x} and the cosmic time t . The dynamics is encoded in the Einstein field equations

$$G^\mu{}_\nu = \kappa T^\mu{}_\nu, \quad T^\mu{}_\nu = (\rho + P)u^\mu u_\nu + P\delta^\mu{}_\nu, \quad (2.3)$$

where $G^\mu{}_\nu$ is the Einstein tensor, $T^\mu{}_\nu$ is the energy-momentum tensor which is given in terms of the density ρ , the pressure P , and the velocity four-vector $u^\mu = (1 - \Psi, \frac{v^i}{a})$, with³ $v^i = a(t)\dot{x}^i$. The components of the energy-momentum tensor are given by

$$T^0_0 = -(\bar{\rho} + \delta\rho), \quad T^0_i = a(t)(\bar{\rho} + \bar{P})ik_i v, \quad T^i_j = (\bar{P} + \delta P)\delta^i_j + \Sigma^i_j, \quad (2.4)$$

where $\bar{\rho}$ and \bar{P} are the background density and pressure, $\delta\rho$ and δP are their respective perturbations, v defined from $v_i \equiv ik_i v$ is the velocity perturbation, k_i is the wave-vector in Fourier space, and Σ^i_j is the anisotropic stress tensor.

2.2 Background and Perturbations

Since we are interested in the late-time cosmological dynamics, we assume that the cosmic fluid is solely composed by pressure-less matter and a dark energy component with equation of state⁴ $\bar{P}_{\text{DE}} \equiv w_{\text{DE}}\bar{\rho}_{\text{DE}}$, where w_{DE} depends on time in general. This model is known as w CDM, and Λ CDM can be viewed as the particular case when $w_{\text{DE}} = -1$. For the background metric in Eq. (2.2), the unperturbed Einstein field equations (2.3) give rise to the Friedmann equations

$$H^2 = \frac{\kappa}{3}(\bar{\rho}_m + \bar{\rho}_{\text{DE}}), \quad \dot{H} = -\frac{\kappa}{2}[\bar{\rho}_m + \bar{\rho}_{\text{DE}}(1 + w_{\text{DE}})], \quad (2.5)$$

where $H \equiv \dot{a}/a$ is the Hubble parameter. The linearized Einstein equations read

$$\frac{k^2}{a^2}\Phi + 3H\left(\dot{\Phi} - H\Psi\right) = \frac{\kappa}{2}(\bar{\rho}_m\delta_m + \bar{\rho}_{\text{DE}}\delta_{\text{DE}}), \quad (2.6)$$

²We have set the speed of light to $c = 1$.

³An over-dot denotes a derivative with respect to t .

⁴The subscripts m and DE means that the respective quantity is associated to matter or dark energy.

$$k^2 (\dot{\Phi} - H\Psi) = -\frac{\kappa}{2}a [\bar{\rho}_m \theta_m + \bar{\rho}_{\text{DE}}(1 + w_{\text{DE}})\theta_{\text{DE}}], \quad (2.7)$$

$$\ddot{\Phi} + H(3\dot{\Phi} - \dot{\Psi}) - (2\dot{H} + 3H^2)\Psi + \frac{k^2}{3a^2}(\Phi + \Psi) = -\frac{\kappa}{2}\delta P_{\text{DE}}, \quad (2.8)$$

$$-\frac{k^2}{a^2}(\Phi + \Psi) = \frac{3\kappa}{2}\bar{\rho}_{\text{DE}}(1 + w_{\text{DE}})\sigma_{\text{DE}}, \quad (2.9)$$

corresponding to the “time-time”, longitudinal “time-space”, trace “space-space”, and longitudinal trace-less “space-space” parts of the gravitational field equations (2.3), respectively. In the later equations we have defined the following quantities: the perturbation over-density or density contrast $\delta \equiv \delta\rho/\bar{\rho}$, the velocity divergence $\theta \equiv ik^i v_i = -k^2 v$, and the scalar anisotropic stress $(\bar{\rho} + \bar{P})\sigma \equiv -(\hat{k}_i \hat{k}_j - \frac{1}{3}\delta_{ij})\Sigma^{ij}$, where $k^2 \equiv k_i k^i$ and $\hat{k}_i \equiv k_i/k$. We have assumed that matter is also pressure-less at first-order ($\delta P_m = 0$) and that it has no anisotropic stress ($\sigma_m = 0$).

The conservation of the energy-momentum tensor, namely $\nabla_\mu T^\mu_\nu = 0$, impose the following zero-order continuity equations for matter and DE

$$\dot{\bar{\rho}}_m + 3H\bar{\rho}_m = 0, \quad \dot{\bar{\rho}}_{\text{DE}} + 3H(1 + w_{\text{DE}})\bar{\rho}_{\text{DE}} = 0. \quad (2.10)$$

At linear order we have:

$$\delta'_m = -3\Phi' - \frac{V_m}{a^2 H}, \quad (2.11)$$

$$V'_m = -\frac{V_m}{a} + \frac{k^2}{a^2 H}\Psi, \quad (2.12)$$

$$\delta'_{\text{DE}} = -3(1 + w_{\text{DE}})\Phi' - \frac{V_{\text{DE}}}{a^2 H} - \frac{3}{a}(c_{s,\text{DE}}^2 - w_{\text{DE}})\delta_{\text{DE}}, \quad (2.13)$$

$$V'_{\text{DE}} = -(1 - 3w_{\text{DE}})\frac{V_{\text{DE}}}{a} + \frac{k^2}{a^2 H}c_{s,\text{DE}}^2\delta_{\text{DE}} + (1 + w_{\text{DE}})\frac{k^2}{a^2 H}\Psi - \frac{2}{3}\frac{k^2}{a^2 H}\pi_{\text{DE}}, \quad (2.14)$$

where we have defined the scalar velocity $V \equiv (1 + w)\theta$, the sound speed $c_s^2 \equiv \frac{\delta P}{\delta \rho}$, and the anisotropic stress parameter $\pi \equiv \frac{3}{2}(1 + w)\sigma$.⁵

In brief, to know the evolution of the large scale structure inhomogeneities of the Universe requires to solve the coupled set of differential equations given by the Einstein equations and the continuity equations, both at background and at linear order. As we will see in the next section, this task can be highly simplified for $f(R)$ theories under some well-motivated assumptions, namely the quasi-static and the sub-horizon approximations.

3 $f(R)$ Theories

In $f(R)$ models, covariant modifications of GR are performed by replacing R in the Einstein-Hilbert action in Eq. (2.1) by a general function $f(R)$ such that

$$S = \int d^4x \sqrt{-g} \left[\frac{1}{2\kappa} f(R) + \mathcal{L} \right]. \quad (3.1)$$

Upon varying this action with respect to the metric $g^{\mu\nu}$, the Einstein equations in Eq. (2.3) are replaced by

$$FG_{\mu\nu} - \frac{1}{2}(f - FR)g_{\mu\nu} + (g_{\mu\nu}\square - \nabla_\mu \nabla_\nu)F = \kappa T_{\mu\nu}, \quad (3.2)$$

⁵A prime denotes a derivative with respect to the scale factor.

where⁶ $F \equiv f_R$. Yet, it is possible to recast Eq. (3.2) to look as the usual Einstein field equations (2.3) using the effective fluid approach. Under this framework, all the modifications to gravity are encoded in a generalized DE fluid which, in the case of $f(R)$ theories, is characterized by the following energy-momentum tensor

$$\kappa T_{\mu\nu}^{(\text{DE})} = (1 - F) G_{\mu\nu} + \frac{1}{2} (f - FR) g_{\mu\nu} - (g_{\mu\nu} \square - \nabla_\mu \nabla_\nu) F. \quad (3.3)$$

Hence, the Friedmann equations are given by Eqs. (2.5) replacing the DE density and pressure by

$$\kappa \bar{\rho}_{\text{DE}} = -\frac{f}{2} + 3H^2 (1 + F) + 3F\dot{H} - 3H\dot{F}, \quad (3.4)$$

$$\kappa \bar{P}_{\text{DE}} = \frac{f}{2} - 3H^2 (1 + F) - \dot{H} (2 + F) + 2H\dot{F} + \ddot{F}. \quad (3.5)$$

On the other hand, linear perturbation equations in Eqs. (2.6)-(2.9) are modified as

$$0 = -\kappa \bar{\rho}_m \delta_m + A_1 \dot{\Phi} + A_2 \dot{\Psi} + \left(A_3 + A_4 \frac{k^2}{a^2} \right) \Phi + \left(A_5 + A_6 \frac{k^2}{a^2} \right) \Psi, \quad (3.6)$$

$$0 = -\frac{a\kappa \bar{\rho}_m V_m}{k^2} + C_1 \dot{\Phi} + C_2 \dot{\Psi} + C_3 \Phi + C_4 \Psi, \quad (3.7)$$

$$0 = B_1 \ddot{\Phi} + B_2 \ddot{\Psi} + B_3 \dot{\Phi} + B_4 \dot{\Psi} + B_5 \Phi + B_6 \Psi, \quad (3.8)$$

$$0 = D_1 \ddot{\Phi} + D_2 \ddot{\Psi} + D_3 \dot{\Phi} + D_4 \dot{\Psi} + \left(D_4 + D_5 \frac{k^2}{a^2} \right) \Phi + \left(D_6 + D_7 \frac{k^2}{a^2} \right) \Psi. \quad (3.9)$$

The last equation is obtained from the relation

$$0 = F_R(\Phi + \Psi) + F\delta R, \quad (3.10)$$

where δR is the perturbation of the Ricci scalar which in the metric (2.2) reads

$$\delta R = 6\ddot{\Phi} + 24H\dot{\Phi} - 6H\dot{\Psi} + 4\frac{k^2}{a^2}\Phi + \left(2\frac{k^2}{a^2} - 12\dot{H} + 24H^2 \right) \Psi. \quad (3.11)$$

The coefficients A_i , C_i , B_i , and D_i can be found in Appendix A. In the EFA, we can assign to the $f(R)$ theory an effective DE perturbation variable for density, pressure, velocity, and anisotropic stress respectively. They are obtained from the energy tensor in Eq. (3.3) as

$$\kappa \delta \rho_{\text{DE}} = W_1 \dot{\Phi} + W_2 \dot{\Psi} + \left(W_3 + W_4 \frac{k^2}{a^2} \right) \Phi + \left(W_5 + W_6 \frac{k^2}{a^2} \right) \Psi, \quad (3.12)$$

$$\kappa \delta P_{\text{DE}} = Y_1 \ddot{\Phi} + Y_2 \ddot{\Psi} + Y_3 \dot{\Phi} + Y_4 \dot{\Psi} + \left(Y_5 + Y_6 \frac{k^2}{a^2} \right) \Phi + \left(Y_7 + Y_8 \frac{k^2}{a^2} \right) \Psi, \quad (3.13)$$

$$\frac{a\kappa \bar{\rho}_{\text{DE}}}{k^2} V_{\text{DE}} = Z_1 \dot{\Phi} + Z_2 \dot{\Psi} + Z_3 \Phi + Z_4 \Psi, \quad (3.14)$$

$$\kappa \bar{\rho}_{\text{DE}} \pi_{\text{DE}} = -\frac{k^2}{a^2} (\Phi + \Psi), \quad (3.15)$$

where the coefficients W_i , Y_i , and Z_i can be found in Appendix B.

⁶Derivatives with respect to R are denoted using a sub-index, e.g., $\frac{df}{dR} \equiv f_R$.

3.1 Quasi-Static and Sub-Horizon Approximations: Standard Approach

The dynamics of DE and matter inhomogeneities in $f(R)$ models can be unveiled if the evolution of the gravitational potentials is known. However, this implies to solve Eqs. (3.6)-(3.9) coupled to the matter perturbations equations in Eqs. (2.11) and (2.12), which in general is a difficult task. As explained in Sec. 1, the application of the Quasi-Static Approximation (QSA) and the Sub-Horizon Approximation (SHA) can greatly simplify the related equations. In the following, we describe the standard steps to apply these approximations to the perturbation equations. We disregard time-derivatives of the potentials and consider that relevant modes for the cosmological dynamics are those well-inside the Hubble radius, i.e., $k \gg aH$. This allows us to neglect terms of the form $H \times \text{perturbation}$ in favor of terms of the form $k^2 \times \text{perturbation}$. As an example, applying these approximations to the perturbation of the Ricci scalar in Eq. (3.11) gives

$$\begin{aligned}\delta R &= 6\ddot{\Phi} + 24H\dot{\Phi} - 6H\dot{\Psi} + 4\frac{k^2}{a^2}\Phi + \left(2\frac{k^2}{a^2} - 12\dot{H} + 24H^2\right)\Psi \\ &\stackrel{\text{QSA}}{\approx} 4\frac{k^2}{a^2}\Phi + \left(2\frac{k^2}{a^2} - 12\dot{H} + 24H^2\right)\Psi \\ &\stackrel{\text{SHA}}{\approx} 4\frac{k^2}{a^2}\Phi + 2\frac{k^2}{a^2}\Psi.\end{aligned}$$

Using the QSA-SHA in the linear equations (3.6) and (3.9), we get two algebraic equations for the two potentials, namely

$$0 = -\kappa\bar{\rho}_m\delta_m + A_4\frac{k^2}{a^2}\Phi + A_6\frac{k^2}{a^2}\Psi, \quad (3.16)$$

$$0 = \left(D_4 + D_5\frac{k^2}{a^2}\right)\Phi + \left(D_6 + D_7\frac{k^2}{a^2}\right)\Psi, \quad (3.17)$$

from which we can solve directly for Φ and Ψ in terms of δ_m . The solution is

$$\frac{k^2}{a^2}\Phi = -\frac{\left(D_6 + D_7\frac{k^2}{a^2}\right)\kappa\bar{\rho}_m\delta_m}{(A_6D_5 - A_4D_7)\frac{k^2}{a^2} + (A_6D_4 - A_4D_6)}, \quad (3.18)$$

$$\frac{k^2}{a^2}\Psi = \frac{\left(D_4 + D_5\frac{k^2}{a^2}\right)\kappa\bar{\rho}_m\delta_m}{(A_6D_5 - A_4D_7)\frac{k^2}{a^2} + (A_6D_4 - A_4D_6)}. \quad (3.19)$$

Note that in Eq. (3.17), we do not neglect $D_4\Phi$ and $D_6\Psi$. The reason is that these terms are associated to the mass of the scalaron m_φ , which can be greater than H for some $f(R)$ models [62]. Replacing the coefficients (see Appendix A) in the last relations we get

$$\frac{k^2}{a^2}\Phi = \frac{F - 12F_R(\dot{H} + 2H^2) + 2\frac{k^2}{a^2}F_R}{2F^2 - 12FF_R(\dot{H} + 2H^2) + 6\frac{k^2}{a^2}FF_R}\kappa\bar{\rho}_m\delta_m, \quad (3.20)$$

$$\frac{k^2}{a^2}\Psi = -\frac{F + 4\frac{k^2}{a^2}F_R}{2F^2 - 12FF_R(\dot{H} + 2H^2) + 6\frac{k^2}{a^2}FF_R}\kappa\bar{\rho}_m\delta_m. \quad (3.21)$$

However, when neglecting H and its derivatives, we get the following well-known expressions

$$\frac{k^2}{a^2}\Phi = \frac{F + 2\frac{k^2}{a^2}F_R}{2F^2 + 6\frac{k^2}{a^2}FF_R}\kappa\bar{\rho}_m\delta_m, \quad \frac{k^2}{a^2}\Psi = -\frac{F + 4\frac{k^2}{a^2}F_R}{2F^2 + 6\frac{k^2}{a^2}FF_R}\kappa\bar{\rho}_m\delta_m. \quad (3.22)$$

Applying the same procedure to the DE perturbations in Eqs. (3.12)-(3.15) we get

$$\delta_{\text{DE}} = \frac{(1-F)F + (2-3F)\frac{k^2}{a^2}F_R}{F(F + 3\frac{k^2}{a^2}F_R)} \frac{\bar{\rho}_m}{\bar{\rho}_{\text{DE}}} \delta_m, \quad (3.23)$$

$$\frac{\delta P_{\text{DE}}}{\bar{\rho}_{\text{DE}}} = \frac{1}{3F} \frac{2\frac{k^4}{a^4}F_R + 15\frac{k^2}{a^2}F_R\ddot{F} + 3F\ddot{F}}{3\frac{k^2}{a^2}F_R + F} \frac{\bar{\rho}_m}{\bar{\rho}_{\text{DE}}} \delta_m, \quad (3.24)$$

$$V_{\text{DE}} = \frac{a\dot{F}F + 6\frac{k^2}{a^2}F_R}{2F3\frac{k^2}{a^2}F_R + F} \frac{\bar{\rho}_m}{\bar{\rho}_{\text{DE}}} \delta_m. \quad (3.25)$$

$$\pi_{\text{DE}} = \frac{\frac{k^2}{a^2}F_R}{F^2 + 3\frac{k^2}{a^2}F_R} \frac{\bar{\rho}_m}{\bar{\rho}_{\text{DE}}} \delta_m, \quad (3.26)$$

which are the usual results found in the literature [53, 58–60]. We will refer to the steps performed to obtain the last expressions as the “standard QSA-SHA procedure”, while the relations for the perturbations, namely Eqs. (3.22)-(3.26), will be called as the “standard QSA-SHA results”.

We want to emphasize on one of the key steps in obtaining the above expressions. After replacing the coefficients in Appendices A and B, we also neglected H and its derivatives by assuming that these terms are subdominant under the SHA. Nonetheless, noting that $\dot{F} = F_R\dot{R}$ and $R = 6(\dot{H} + 2H^2)$, if we drop terms of the form $H \times \text{perturbation}$, we should naively conclude that $\dot{F}\delta_m \approx 0$, and thus the pressure perturbation and the scalar velocity would take the following form

$$\frac{\delta P_{\text{DE}}}{\bar{\rho}_{\text{DE}}} \approx \frac{1}{3F} \frac{2\frac{k^2}{a^2}F_R}{3\frac{k^2}{a^2}F_R + F} \frac{\bar{\rho}_m}{\bar{\rho}_{\text{DE}}} \delta_m, \quad V_{\text{DE}} \approx 0. \quad (3.27)$$

As shown in several works (see Ref. [58] for example), V_{DE} is small at late times but certainly not zero. Indeed, as we will see in the following section, these last expressions correspond to the zero-order solution in our new parameterization of the QSA-SHA.

4 Tracking the Validity of the QSA and the SHA

Following the discussion in the last section, there are two main assumptions behind the QSA and the SHA: the potentials do not depend on time and $k \gg aH$. These allowed us to eliminate the time derivatives of the potentials and drop some terms of the form $H \times \text{perturbation}$ in the effective DE perturbations. Then, in order to know the regime where these approximations can be safely applied, we need to track the relevance of each time-derivative term in the perturbation equations. We do so by introducing the dimension-less parameters:

$$\varepsilon \equiv \frac{aH}{k}, \quad \delta \equiv \frac{\dot{\varepsilon}}{\varepsilon H}, \quad \xi \equiv \frac{\ddot{\varepsilon}}{\varepsilon H^2}, \quad \chi \equiv \frac{\ddot{\varepsilon}}{\varepsilon H^3}, \quad (4.1)$$

and

$$\varepsilon_\Phi \equiv \frac{\dot{\Phi}}{\Phi H}, \quad \varepsilon_\Psi \equiv \frac{\dot{\Psi}}{\Psi H}, \quad \chi_\Phi \equiv \frac{\dot{\varepsilon}_\Phi}{\varepsilon_\Phi H}, \quad \chi_\Psi \equiv \frac{\dot{\varepsilon}_\Psi}{\varepsilon_\Psi H}. \quad (4.2)$$

Hence, $k \gg aH$ is translated to $\varepsilon \ll 1$, and $\dot{\Phi} \sim \dot{\Psi} \approx 0$ is translated to $\varepsilon_\Phi \sim \varepsilon_\Psi \ll 1$. We refer to the parameters in Eqs. (4.1) and (4.2) as “SHA parameters” and “QSA parameters”, respectively.⁷

We want to comment on some previous considerations before implementing the parameterization into the equations in Sec. 3 describing $f(R)$ theories. First of all, in order to track all the terms proportional to H or its derivatives, we replace time derivatives of F in favor of H , i.e.,

$$\dot{F} = 6F_R(\ddot{H} + 4H\dot{H}), \quad \ddot{F} = 6F_R(\ddot{\ddot{H}} + 4H\ddot{\ddot{H}} + 4\dot{H}^2) + 36F_{RR}(\ddot{H} + 4H\dot{H})^2. \quad (4.3)$$

In addition, apart of the parameter ε , all the other SHA parameters are not necessarily small. For example, during matter domination we have $H = H_0\sqrt{\Omega_{m0}}a^{-3/2}$ and

$$\delta = -1/2, \quad \xi = 1, \quad \chi = -7/2, \quad (\text{in matter domination}) \quad (4.4)$$

where Ω_{m0} is the matter density parameter today, and H_0 is the Hubble constant.

Re-writing Eqs. (3.6) and (3.9) using the new parameters, we obtain the following two “algebraic” equations to solve for Φ and Ψ

$$0 = -\kappa\bar{\rho}_m\delta_m + \mathcal{A}_1\frac{k^2}{a^2}\Phi + \mathcal{A}_2\frac{k^2\varepsilon^2}{a^2}\Phi + \mathcal{A}_3\frac{k^4\varepsilon^4}{a^4}\Phi + \mathcal{A}_4\frac{k^2}{a^2}\Psi + \mathcal{A}_5\frac{k^2\varepsilon^2}{a^2}\Psi + \mathcal{A}_6\frac{k^4\varepsilon^4}{a^4}\Psi, \quad (4.5)$$

$$0 = \left(\mathcal{D}_1 + \mathcal{D}_2\frac{k^2}{a^2}\right)\Phi + \mathcal{D}_3\frac{k^2\varepsilon^2}{a^2}\Phi + \left(\mathcal{D}_4 + \mathcal{D}_5\frac{k^2}{a^2}\right)\Psi + \mathcal{D}_6\frac{k^2\varepsilon^2}{a^2}\Psi, \quad (4.6)$$

where the coefficients \mathcal{A}_i and \mathcal{D}_i are found in Appendix C. Note that we wrote the above equations factorizing in terms of ε to facilitate the measurement of the relevance of each term. Now, solving for Φ and Ψ , expanding in powers of ε up to second-order, replacing the coefficients \mathcal{A}_i and \mathcal{D}_i , and considering only linear terms in the QSA parameters we get

$$\frac{k^2}{a^2}\Phi = \frac{F + 2\frac{k^2}{a^2}F_R}{2F^2 + 6\frac{k^2}{a^2}FF_R}\kappa\bar{\rho}_m\delta_m + \frac{3\kappa\bar{\rho}_m\delta_m\varepsilon^2}{4F\left(F + 3\frac{k^2}{a^2}F_R\right)^2}\left\{F^2(2 + \varepsilon_\Phi + \varepsilon_\Psi)\right. \quad (4.7)$$

$$\left. + 2\frac{k^2}{a^2}FF_R[\delta(1 + \varepsilon_\Phi) + 4(2 + \varepsilon_\Psi) + 5\varepsilon_\Phi] + 4\frac{k^4}{a^4}F_R^2[\delta(3 + \varepsilon_\Phi) + 4(2 + \varepsilon_\Psi) + 4\varepsilon_\Phi]\right\},$$

$$\frac{k^2}{a^2}\Psi = -\frac{F + 4\frac{k^2}{a^2}F_R}{2F^2 + 6\frac{k^2}{a^2}FF_R}\kappa\bar{\rho}_m\delta_m + \frac{3\kappa\bar{\rho}_m\delta_m\varepsilon^2}{4F\left(F + 3\frac{k^2}{a^2}F_R\right)^2}\left\{F^2(2 + \varepsilon_\Phi + \varepsilon_\Psi)\right. \quad (4.8)$$

$$\left. - 2\frac{k^2}{a^2}FF_R[\delta(3 + \varepsilon_\Phi) - 3(2 + \varepsilon_\Psi)] - 4\frac{k^4}{a^4}F_R^2[\delta(6 + \varepsilon_\Phi) - 2(2 + \varepsilon_\Psi) + \varepsilon_\Phi]\right\}.$$

We recognize the standard expressions for the potentials [see Eq. (3.22)] in the first term on the right-hand side of the last expressions. Hence, we can identify the standard results for the potentials as the solution for the *deepest* modes in the Hubble radius or, equivalently, the smallest scales where $\varepsilon \sim 0$.

Indeed, equations (4.5) and (4.6) are not “algebraic” equations for Φ and Ψ , since the QSA parameters ε_Φ and ε_Ψ depends on the dynamics of the potentials. Therefore, Eqs. (4.7) and (4.8) are coupled differential equations for Φ and Ψ . However, note that the QSA

⁷We would like to mention that the QSA parameters are inspired by the slow-roll approximation used in the background analysis of inflationary models.

parameters are always coupled to SHA parameters, and thus terms of the form $\varepsilon_\Phi \times \varepsilon^2$ are third-order terms in the new QSA-SHA expansion. We will consider only second-order terms, and thus we neglect the QSA parameters, i.e., we will assume that $\varepsilon_\Phi = \varepsilon_\Psi = 0$. As we will see, these approximations, zero-order in QSA parameters and second-order in SHA parameters, are sufficiently accurate when compare against full numerical results for large modes. Under this assumptions, the expressions for the potentials are reduced to

$$\frac{k^2}{a^2}\Phi = \frac{F + 2\frac{k^2}{a^2}F_R}{2F^2 + 6\frac{k^2}{a^2}FF_R}\kappa\bar{\rho}_m\delta_m \quad (4.9)$$

$$+ \frac{3\kappa\bar{\rho}_m\delta_m\varepsilon^2}{2F\left(F + 3\frac{k^2}{a^2}F_R\right)^2}\left\{F^2 + \frac{k^2}{a^2}(\delta + 8)FF_R + 2\frac{k^4}{a^4}(3\delta + 8)F_R^2\right\},$$

$$\frac{k^2}{a^2}\Psi = -\frac{F + 4\frac{k^2}{a^2}F_R}{2F^2 + 6\frac{k^2}{a^2}FF_R}\kappa\bar{\rho}_m\delta_m \quad (4.10)$$

$$+ \frac{3\kappa\bar{\rho}_m\delta_m\varepsilon^2}{2F\left(F + 3\frac{k^2}{a^2}F_R\right)^2}\left\{F^2 - \frac{k^2}{a^2}(3\delta - 6)FF_R - 2\frac{k^4}{a^4}(6\delta - 4)F_R^2\right\}.$$

Now, applying the new parameterization to the DE perturbations quantities in Eqs. (3.12)-(3.15), and then inserting these potentials we get:

$$\delta_{\text{DE}} = \frac{(1-F)F + \frac{k^2}{a^2}(2-3F)F_R}{F(F + 3\frac{k^2}{a^2}F_R)}\frac{\bar{\rho}_m}{\bar{\rho}_{\text{DE}}}\delta_m \quad (4.11)$$

$$- \frac{3\frac{k^2}{a^2}F_R\varepsilon^2}{F\left(F + 3\frac{k^2}{a^2}F_R\right)^2}\left\{(\delta + 1)F + 2\frac{k^2}{a^2}(3\delta + 2)F_R\right\}\frac{\bar{\rho}_m}{\bar{\rho}_{\text{DE}}}\delta_m,$$

$$\frac{\delta P_{\text{DE}}}{\bar{\rho}_{\text{DE}}} = \frac{1}{3F}\frac{2\frac{k^2}{a^2}F_R}{3\frac{k^2}{a^2}F_R + F}\frac{\bar{\rho}_m}{\bar{\rho}_{\text{DE}}}\delta_m + \frac{3\frac{\bar{\rho}_m}{\bar{\rho}_{\text{DE}}}\delta_m\varepsilon^2}{F\left(F + 3\frac{k^2}{a^2}F_R\right)^2}\left\{F^2(F-1)(1+2\delta)\right. \quad (4.12)$$

$$\left. + \frac{k^2}{a^2}(5F - 10\delta + 13F\delta - 5)FF_R + \frac{k^4}{a^4}(6F - 6\delta + 21F\delta - 4)F_R^2\right\},$$

$$V_{\text{DE}} = \frac{a}{F\left(F + 3\frac{k^2}{a^2}F_R\right)}\left\{F(F-1) + \frac{k^2}{a^2}(3F-4)F_R\right\}\frac{\bar{\rho}_m}{\bar{\rho}_{\text{DE}}}\delta_m\frac{k}{a}\varepsilon, \quad (4.13)$$

$$\pi_{\text{DE}} = \frac{\frac{k^2}{a^2}F_R}{F^2 + 3\frac{k^2}{a^2}FF_R}\frac{\bar{\rho}_m}{\bar{\rho}_{\text{DE}}}\delta_m + \frac{3F_R\frac{\bar{\rho}_m}{\bar{\rho}_{\text{DE}}}\delta_m\frac{k^2}{a^2}\varepsilon^2}{F\left(F + 3\frac{k^2}{a^2}F_R\right)^2}\left\{F(1+2\delta) + \frac{k^2}{a^2}F_R(4+9\delta)\right\}. \quad (4.14)$$

From the last expressions, we can unravel similarities and differences between the standard QSA-SHA results in Eqs. (3.22)-(3.26) and our expressions in Eqs. (4.9)-(4.14). For instance, we see that the standard δ_{DE} in Eq. (3.23) corresponds to the zero-order contribution in Eq. (4.11). In the new parameterization, δP_{DE} has contributions to second-order in ε , while V_{DE} is predominantly a first-order quantity in the ε -expansion. Now, bearing in mind that

$$\dot{F} = 6\frac{k^3}{a^3}(\delta + \xi - 2)F_R\varepsilon^3, \quad (4.15)$$

$$\ddot{F} = 6\frac{k^4}{a^4}(\delta^2 - 8\delta + \chi + 6)F_R\varepsilon^4 + 36\frac{k^6}{a^6}(\delta + \xi - 2)F_{RR}\varepsilon^6, \quad (4.16)$$

we note that, in the new parameterization, the standard δP_{DE} in Eq. (3.24) corresponds to a zero-order quantity plus fourth and sixth-order corrections, while the standard V_{DE} in Eq. (3.25) is entirely a third-order quantity.

Equations (4.9)-(4.14) are the main results of our paper. They explicitly show that potentially relevant terms have been neglected in the effective DE perturbations when the QSA and the SHA are applied in the standard way. They also point out that similar expressions obtained for other MG theories, such as Horndeski theories, neglected terms which could potentially modify their predictions. Now, in order to determine the relevance of the correction terms uncovered by our new QSA-SHA procedure, we have to know the evolution of the SHA parameters which depend on H and its derivatives, i.e., they depend on the specific cosmological model. In the following section we will study the behavior of these parameters in the context of two well-known $f(R)$ models: the designer model [74, 75] and the Hu-Sawicki model [76].

5 Specific $f(R)$ Models

5.1 $f\text{DES}$ Model

As shown in Refs. [77, 78], $f(R)$ models admit solutions which can be “designed” to reproduce any desirable expansion history. In particular, it is possible to find an $f(R)$ model matching the ΛCDM background but having deviations at the perturbative level. The Lagrangian of this designer model, $f\text{DES}$ hereafter, reads [74]

$$f(R) = R - 2\Lambda + \alpha H_0^2 \left(\frac{\Lambda}{R - 3\Lambda} \right)^{c_0} {}_2F_1 \left(c_0, \frac{3}{2} + c_0, \frac{13}{6} + 2c_0, \frac{\Lambda}{R - 3\Lambda} \right), \quad (5.1)$$

where $c_0 \equiv (\sqrt{73} - 7)/12$, α is a dimensionless constant, and ${}_2F_1$ denotes the hypergeometric function. Since the background is the same as in ΛCDM , from Eqs. (3.4) and (3.5) we have

$$H^2 = H_0^2 (\Omega_{m0} a^{-3} + \Omega_{\Lambda 0}), \quad \bar{\rho}_{\text{DE}} = -\bar{P}_{\text{DE}} = 3H_0^2 \Omega_{\Lambda 0}, \quad (5.2)$$

where $\Omega_{\Lambda 0}$ is the DE density parameter today. The parameter α can be estimated following the prescription that viable $f(R)$ models require

$$f_{R0} \equiv F(a=1) - 1 \ll 1. \quad (5.3)$$

A typical value is $f_{R0} \sim -10^{-4}$ (see, for instance, Ref. [50]) which translates to $\alpha \approx 0.00107$.

5.2 Hu-Sawicki Model

The Hu-Sawicki (HS) model is a well-known model constructed in such a way that observational tests, such as solar system tests, can be surpassed. Its Lagrangian is given by [76]

$$f(R) = R - m^2 \frac{c_1 (R/m^2)^n}{1 + c_2 (R/m^2)^n}, \quad (5.4)$$

where m , c_1 , c_2 , and n are dimensionless constants. Through algebraic manipulation, it is possible to re-write the last function as [79]

$$f(R) = R - \frac{2\Lambda}{1 + \left(\frac{b\Lambda}{R}\right)^n}, \quad \Lambda = \frac{m^2 c_1}{2c_2}, \quad b = \frac{2c_2^{1-1/n}}{c_1}. \quad (5.5)$$

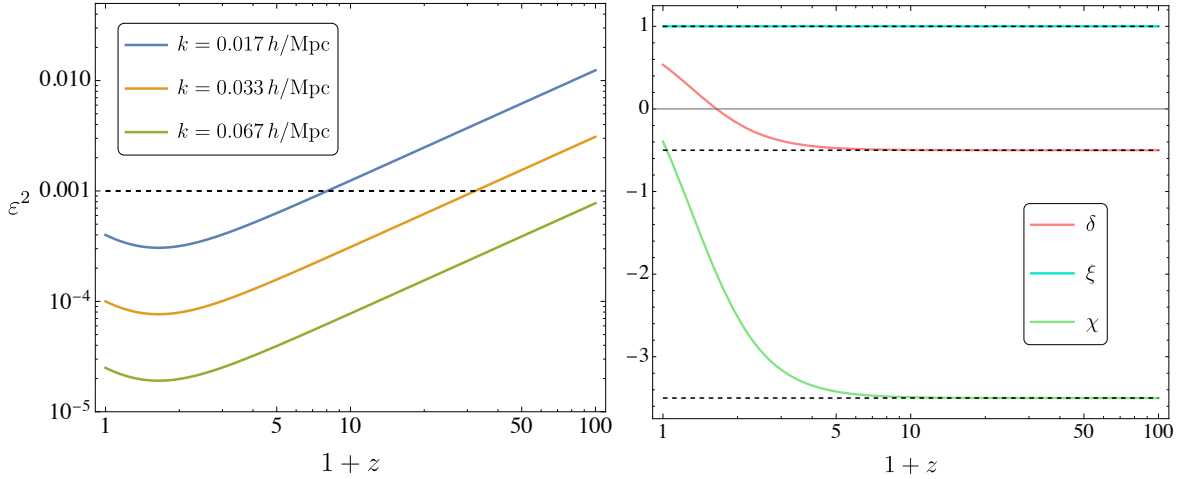


Figure 1. Left: Evolution of the ε parameter in the HS model for three values of k . We can see that $\varepsilon^2 \lesssim 10^{-3}$ during the whole matter dominated epoch until present days for scales $k \gtrsim 0.06 h/\text{Mpc}$. Right: Evolution of the SHA parameters δ , ξ , and χ in the HS model. Note that they behave as constants during the matter dominated epoch as expected from Eqs. (4.4) (see the dashed black lines), with a raising at late-times when the contribution of DE becomes more relevant.

Therefore, the background evolution in the HS model can be similar to ΛCDM depending on b and n . Usually n takes on positive integer values. Here, we choose $n = 1$. Assuming $f_{R0} = -10^{-4}$, we estimate $b \approx 0.000989557$.

In order to characterize the background evolution of the HS model, in general we would have to solve the Friedmann equations (2.5) and the continuity equations (2.10). However, we can evade this issue by using the following analytical approximation to the Hubble parameter [79]

$$H_{\text{HS}}(a)^2 = H_{\Lambda}(a)^2 + b \delta H_1(a)^2 + \mathcal{O}(b^2), \quad (5.6)$$

where the function $\delta H_1(a)$ is given in the Appendix of Ref. [79] and H_{Λ} is the Hubble parameter for the ΛCDM model. Overall, Eq. (5.6) is accurate to better than $\sim 10^{-5}\%$, for our choice of the parameter b .

Having the functional forms of H , Eqs. (5.2) and (5.6) for the $f\text{DES}$ and HS models respectively, we can follow the evolution of the SHA parameters defined in Eq. (4.1). However, as noted in Eqs. (5.2) and (5.6), the HS can be regarded as a small deviation from the ΛCDM model for b small enough. We verified that indeed the evolution of the SHA parameters in both models are essentially indistinguishable for the values of α and b we chose. Then, to keep our presentation simple, in Fig. 1 we only plot the evolution of the SHA parameters for the HS model using as time variable the redshift z , which is related to the scale factor through the relation $a = 1/(1+z)$. In the left-panel of this figure, we see that ε^2 can be safely considered as “small” (i.e., $\varepsilon^2 \lesssim 10^{-3}$) for modes⁸ $k \gtrsim 0.06 h/\text{Mpc}$. In the right panel we see that at earlier times the other SHA parameters behave as expected during the matter dominated epoch [see Eq. (4.4)] and grow when DE plays a more relevant role in the cosmic budget. Therefore, we say that the “safety region” where the SHA can be applied corresponds to the scales $0.067 h/\text{Mpc} \lesssim k \lesssim 0.2 h/\text{Mpc}$. The upper bound of this window scale comes

⁸In completely theoretical studies, k is typically given in units of H_0 . Therefore, $k \approx 0.067 h/\text{Mpc}$ corresponds to $k \approx 200 H_0$.

from the fact that this is roughly the scale above which nonlinearities at present days cannot be ignored in the concordance model⁹ [80]. This scale is also close to the maximum comoving wave number associated with the galaxy power spectrum measured by the Sloan Digital Sky Survey (SDSS) without entering the non-linear regime [70, 81].

We would like to point out that the f DES model and the HS model have a background evolution either identical or similar to that of Λ CDM, and that $f(R)$ models with different background evolution could yield to different results, in principle. Nonetheless, as clarified in Ref. [82], $f(R)$ models with expansion histories similar to that of Λ CDM are cosmologically viable, while more generic models have in general to meet a number of requirements, making the model-building process more contrived [83].

6 Numerical Solution of the Evolution Equations

In this section we numerically solve the equations for matter perturbations in Eqs. (2.11) and (2.12) assuming that Φ and Ψ are given by: *i*) the standard QSA and SHA expressions in Eqs. (3.22), and *ii*) the new parameterized expressions in Eqs. (4.9) and (4.10). Then, we use these solutions to find the evolution of the DE perturbations given by the standard procedure in Eqs. (3.23) and (3.25), and the second-order SHA expressions in Eqs. (4.11)-(4.13). We compare these results against full numerical solutions where no approximations are assumed. This will allow us to assess the relevance of the $O(\varepsilon^2)$ correction terms to the standard results.

6.1 Full Numerical Solution

It is desirable to solve the full set of linear equations in Eqs. (3.6)-(3.9) complemented with the continuity equations in Eqs. (2.11) and (2.12). However, this set of equations is highly unstable, and typical numerical methods do not yield to reliable results. In Ref. [50], this problem was solved by rendering the perturbation equations in a more treatable numerical way which we describe in the following.

Multiplying the “Time-Space” equation (3.7) by $-3H$ and using the “Time-Time” equation (3.6) we get the following Poisson-like equation

$$\frac{k^2}{a^2}(\Phi - \Psi)F = \kappa\bar{\rho}_m\Delta_m - 3\dot{F}\dot{\Phi} - 3F\dot{H}\Phi + (3H\dot{F} - 3F\dot{H})\Psi, \quad (6.1)$$

where we have defined the matter comoving density perturbation

$$\Delta_m = \delta_m + \frac{3aH\dot{V}_m}{k^2}. \quad (6.2)$$

Now, we define the variables

$$\Phi_+ = \frac{1}{2}(\Phi - \Psi), \quad \zeta = -F(\Phi + \Psi). \quad (6.3)$$

⁹The scale of nonlinearities k_{NL} is defined as the scale for which the “dimensionless” linear matter spectrum is equal to 1. In the case of Λ CDM, it is given by $k_{\text{NL}} \approx 0.25 h/\text{Mpc}$ today [80].

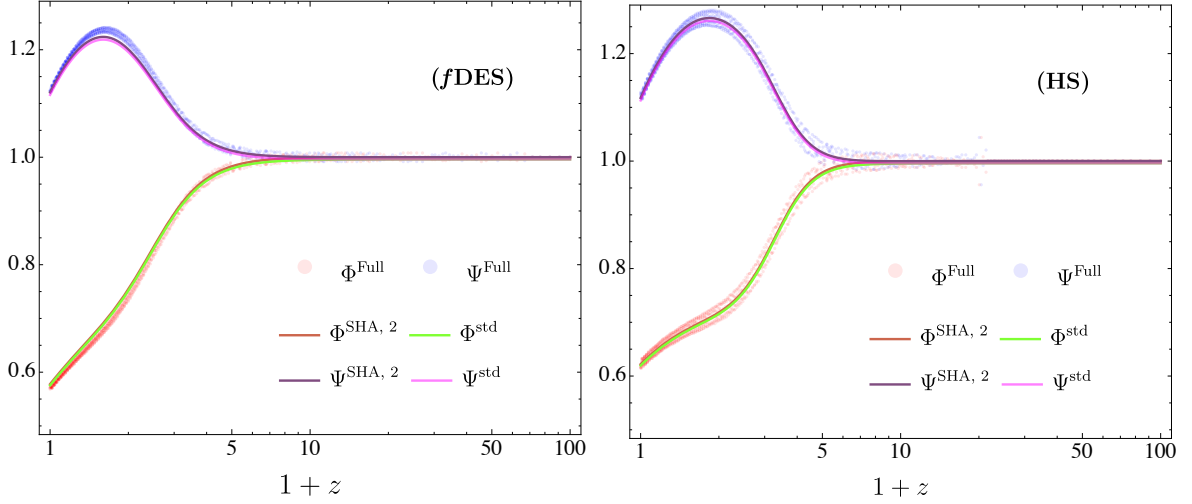


Figure 2. Comparison of the potentials Φ and Ψ obtained from the full numerical solution (Full), from the standard QSA-SHA procedure (std), and from our new approach (SHA, 2). Left panel corresponds to the results for the f DES model, while the right panel corresponds to the results for the HS model. For the plots we used $k = 0.1 h/\text{Mpc}$.

The evolution equations for these new variables can be obtained from the “Time-Space” equation (3.7) and the Poisson-like equation (6.1). We get

$$\Phi'_{+} = -\frac{a\kappa\bar{\rho}_m V_m}{2FHk^2} - \left(1 + \frac{F'}{2F}\right) \Phi_{+} - \frac{3F'}{4F^2} \zeta, \quad (6.4)$$

$$\zeta' = -\frac{2\kappa\bar{\rho}_m \Delta_m}{3H^2} \frac{F}{F'} + \left(1 + \frac{F'}{F} - 2\frac{F}{F'} \frac{H'}{H}\right) \zeta + 2F\Phi'_{+} + 2F \left(1 + \frac{2}{3} \frac{k^2}{a^2 H^2} \frac{F^2}{F'}\right) \Phi_{+}, \quad (6.5)$$

where a quote ' means derivative with respect to the number of e -folds, which is related to the time-derivative by $dN \equiv H dt$. These equations are complemented with the equations for V_m and δ_m in Eqs. (2.12) and (2.11), having in mind that the relation between scale factor-derivatives and e -folds-derivatives is $da \equiv adN$. We assume that there are no deviations from GR at early times, then the initial conditions are

$$\Phi_{+,i} = 1, \quad \zeta_i = 0, \quad V_{m,i} = -\frac{2}{3} \frac{k^2}{a_i H_i} \Phi_{+,i}, \quad \Delta_{m,i} = \frac{2k^2}{3a_i^2 H_i^2} \Phi_{+,i}, \quad (6.6)$$

where the expressions for $V_{m,i}$ and $\Delta_{m,i}$ correspond to the simplification of the “Time-Space” equation (3.7) and the Poisson equation (6.1) in matter dominance, i.e., taking $H^2 = H_0^2 \Omega_{m0} a^{-3}$, and assuming that early modifications to GR are negligible. For H_i , we choose $a_i = 10^{-3}$ ($z \approx 1000$) ensuring initial conditions well within the matter epoch, right after decoupling.

6.2 Comparing Results

In this section, we compare the full numerical solutions, which are obtained using the approach described in the last section, the standard QSA-SHA results (see Sec. 3), and the results from our new parameterization described in Sec. 4, for the two models considered, namely, the f DES model and the HS model.

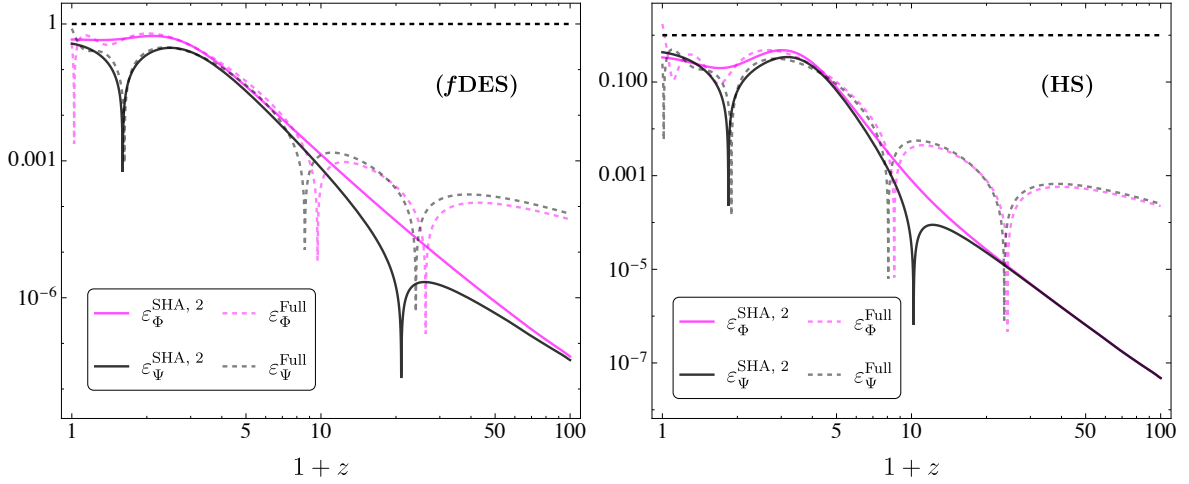


Figure 3. Evolution of the QSA parameters ε_Φ and ε_Ψ defined in Eqs. (4.2). For both models (f DES on the left panel and HS on the right panel), these parameters are small during the matter dominated epoch and significantly increase around the matter-DE transition. However, they are always suppressed by ε^2 and thus third-order terms, ($\varepsilon_\Phi \times \varepsilon^2$) for example, are negligible.

6.2.1 Gravitational Potentials

In order to solve the evolution equations for δ_m and V_m in Eqs. (2.11) and (2.12), we replace the analytic expressions for the potentials Φ and Ψ from either the standard procedure in Eqs. (3.22) or our new expressions in Eqs. (4.9) and (4.10), using the initial conditions [84]:

$$\delta_{m,i} = \delta_i a_i \left(1 + 3 \frac{a_i^2 H^2(a_i)}{k^2} \right), \quad V_{m,i} = -\delta_i H_0 \Omega_{m0} a_i^{1/2}. \quad (6.7)$$

where the overall factor δ_i is set to unity. Then, knowing δ_m it is possible to track the evolution of the potentials and, consequently, of the DE perturbations.

As it can be seen in Fig. 2, the full solutions for the potentials for the two models undergo very rapid oscillations with small amplitudes, i.e., they remain well-behaved. This oscillatory behavior was also pointed out in Refs. [50, 85], where it was attributed to the evolution of δR , this being a generic feature of $f(R)$ models. In both plots, left-panel for the f DES model and right panel for the HS model, we can see that the standard QSA-SHA procedure and our new approach give accurate approximations to the full numerical solutions. On these scales, $k = 0.1 h/\text{Mpc}$, $\varepsilon^2 \ll 1$ and thus the second-order correction terms to the standard QSA-SHA are not compelling.

From the results for the potentials, it is possible to compute the QSA parameters ε_Φ and ε_Ψ in order to determine the time and scale validity regimes of the QSA; as we did for the SHA in Sec. 5. As depicted in Fig. 3, these parameters are very small ($\ll 10^{-3}$) during the whole matter dominated epoch, with a significant increasing at later times. However, as mentioned before, these parameters are always coupled to ε^2 in the expression for the potentials in Eqs. (4.7) and (4.8). Therefore, they are subdominant in comparison with purely ε^2 terms. We then conclude that in the case of $f(R)$ models under consideration, the assumption that the contributions of the time-derivatives of the potentials to the cosmological dynamics are negligible can be safely applied for the scales when the SHA is also applicable.

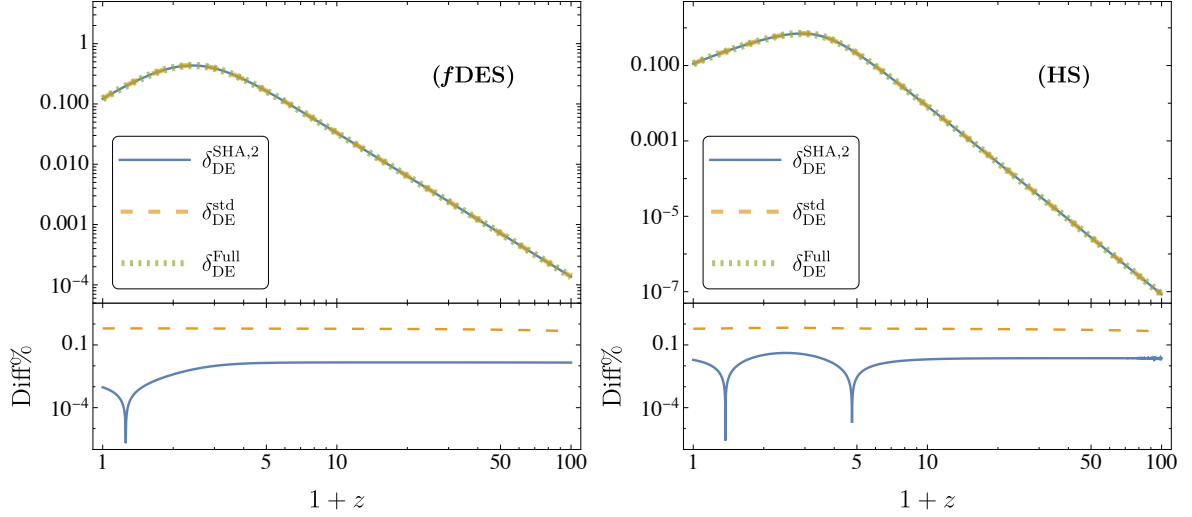


Figure 4. Comparison of the DE contrast δ_{DE} obtained from full numerical solution, the standard QSA-SHA approach, and our new parameterization. For both models (f DES on the left panel and HS on the right panel), both descriptions are accurate at sub-percent level. However, it is noteworthy that our approach improve over the standard result by around two orders of magnitude.

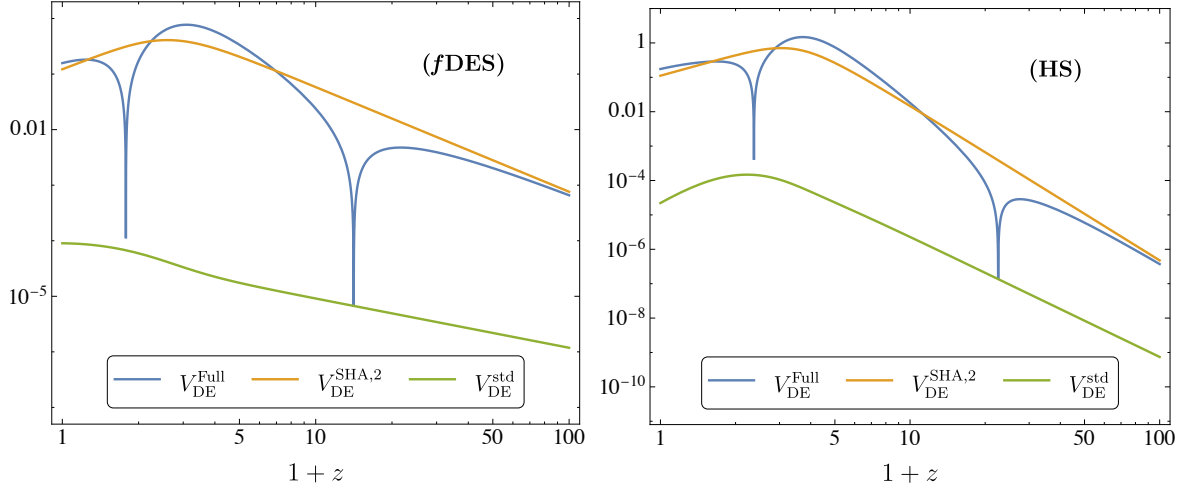


Figure 5. Comparison of the DE scalar velocity obtained from full numerical solution, the standard QSA-SHA procedure, and our new parameterization. For both models (f DES on the left panel and HS on the right panel), we see that our expressions show overall agreement with the full V_{DE} , while the standard result is far smaller. This is due to $V_{\text{DE}}^{\text{std}}$ is a third-order expression in the new SHA parameterization.

6.2.2 Dark Energy Perturbations

From the results for the potentials, it is possible to compute the full DE perturbations using Eqs. (3.12)-(3.15). As shown in Fig. 4, the contribution from correction terms to the standard QSA-SHA results are hardly noticeable in the evolution of δ_{DE} . Nonetheless, from the corresponding subplots, we can distinguish that some differences arise. In general, we define the percentage difference of an approximated quantity X_{Approx} (whether it is obtained

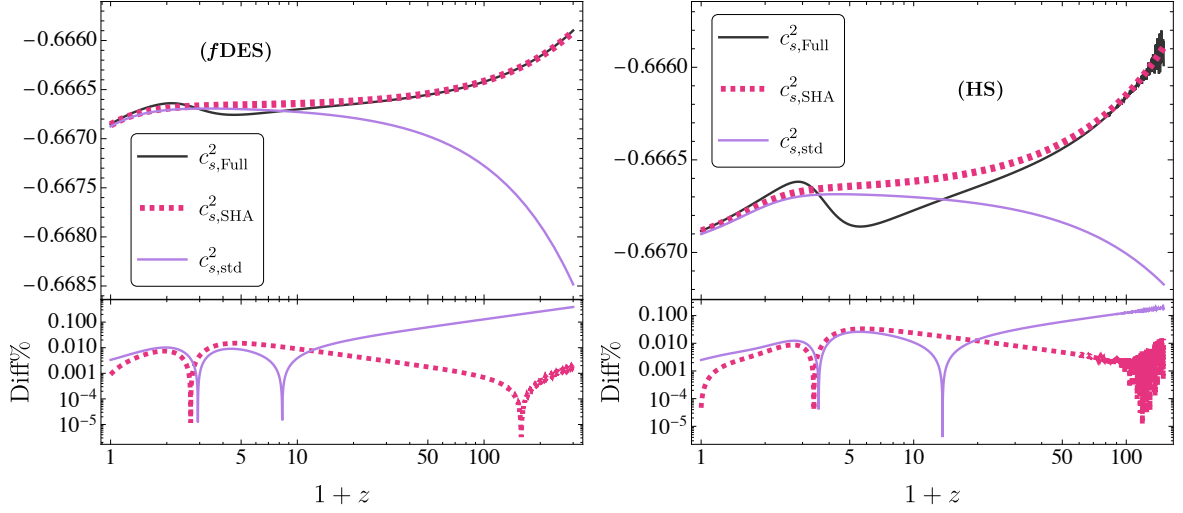


Figure 6. Comparison of the DE sound speed obtained from full numerical solution, the standard QSA-SHA approach, and our new parameterization. For both models (*fDES* on the left panel and *HS* on the right panel), we see that both approaches give accurate results, however, our new scheme performs better at earlier times since the standard approach fails in accounting the decaying behavior of $c_{s,\text{DE}}^2$ from matter dominance. This difference is due to the existence of second-order terms neglected in $\delta P_{\text{DE}}^{\text{std}}$, which only considers fourth and sixth-order corrections in the new SHA parameterization.

from the standard approach or our new approach) with respect to the corresponding full numerical solution X_{Full} as

$$\text{Diff}\% = \left| \frac{X_{\text{Full}} - X_{\text{Approx}}}{X_{\text{Full}}} \right| \times 100. \quad (6.8)$$

It is noteworthy from the subplots in Fig. 4 that the simple extensions from our approach to the standard QSA-SHA results improve the accuracy in the description for δ_{DE} by around two orders of magnitude. On the other side, as expected from the discussion in Sec. 3, there are significant differences between the DE scalar velocity given by the standard approach in Eq. (3.25) and our result at first-order in SHA parameters in Eq. (4.13). In Fig. 5, we note that V_{DE} given by the standard QSA-SHA procedure is far smaller than the full V_{DE} , while our second-order expression shows overall agreement for both models. It is possible to track the origin of this disagreement. Note that our expression for V_{DE} is a first-order expression in the ε -expansion, however, if we use our parameterization in the standard V_{DE} given in Eq. (3.25) we get

$$V_{\text{DE}}^{\text{std}} = \frac{3aF_R}{F} \frac{F + 6\frac{k^2}{a^2}F_R}{F + 3\frac{k^2}{a^2}F_R} (\delta + \xi - 2) \kappa \bar{\rho}_m \delta_m \frac{k^3}{a^3} \varepsilon^3, \quad (6.9)$$

which clearly is a third-order expression in the new SHA parameterization. We verified that a similar problem arises in the case of the pressure perturbation, since the standard results for δP_{DE} considers fourth and sixth-order corrections when \ddot{F} is written in terms of ε [see Eqs. (3.24) and (4.16)], while our expression considers second-order corrections [see Eq. (4.12)]. The impact of this difference can be seen in the evolution of the sound speed $c_{s,\text{DE}}^2 \equiv \delta P_{\text{DE}} / \delta \rho_{\text{DE}}$. In Fig. 6, we can see that both methodologies provide accurate results for $c_{s,\text{DE}}^2$. However, note that the standard approach fails in accounting the general trend

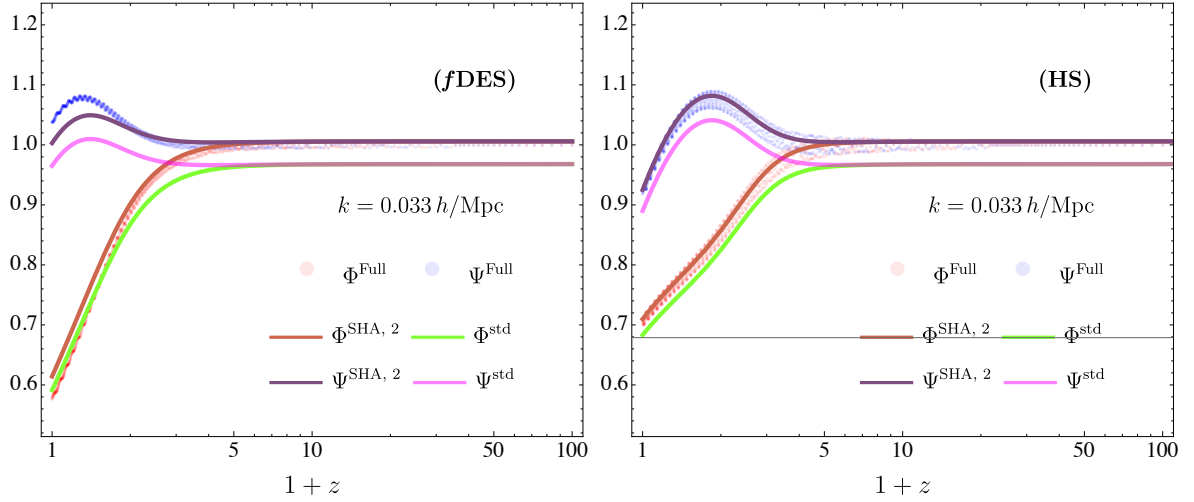


Figure 7. Comparison of the potentials for the f DES model (left panel) and the HS model (right panel) considering a value for k which is out of the “safety region”, i.e., $k < 0.06 h/\text{Mpc}$. We see that the standard procedure provides less accurate results in contrast with the results from our approach, which is fairly acceptable for the HS model. However, in the case of the f DES model, results are not as accurate as in Fig. 2.

of the DE sound speed to decay from matter domination to present days. Instead, our new scheme shows perfect agreement with this behavior, and thus performs better at early times, as it can be seen in the subplots of Fig. 6. To end this subsection, we would like to mention that in $f(R)$ theories, usually the sound speed is negative but the effective sound speed that also takes into account the DE anisotropic stress is always positive [86].

6.2.3 Other Scales

In order to test the “safety region” where the QSA and the SHA are applicable, namely $k \gtrsim 0.06 h/\text{Mpc}$, we compare the potentials obtained from the full solution considering $k = 0.033 h/\text{Mpc}$, and their corresponding results from the standard QSA-SHA procedure and our new approach. In the right panel Fig. 7, we see that in the case of the HS model, our zero-order expansion in QSA parameters and second-order expansion in SHA parameters expressions still provides fairly accurate descriptions of the potentials, while the potentials obtained from the standard procedure have an offset diminishing the accuracy of these expressions. This offset in the standard QSA-SHA expressions is also present in the f DES model, as it can be seen in the left panel of Fig. 7. Nonetheless, our new expressions also show deviations from the full solutions in this case. This indicates that both methods are not as accurate for $k = 0.033 h/\text{Mpc}$ (which is out of the safety region) as they are for $k = 0.1 h/\text{Mpc}$ (which is in the safety region), as can be seen in Fig. 2, and that the QSA parameters cannot be neglected anymore. As a final remark, we would like to mention that the “safety region” for the applicability of the QSA and the SHA, namely $0.06 h/\text{Mpc} \lesssim k \lesssim 0.2 h/\text{Mpc}$, is rather an estimation and not a general statement. The effectiveness of these approximations depends on the specific cosmological model and in this work we only studied models whose background are similar or equal to ΛCDM . However, we recall that $f(R)$ models with a very different background evolution in comparison to ΛCDM are tightly constrained by several tests [50, 82, 83].

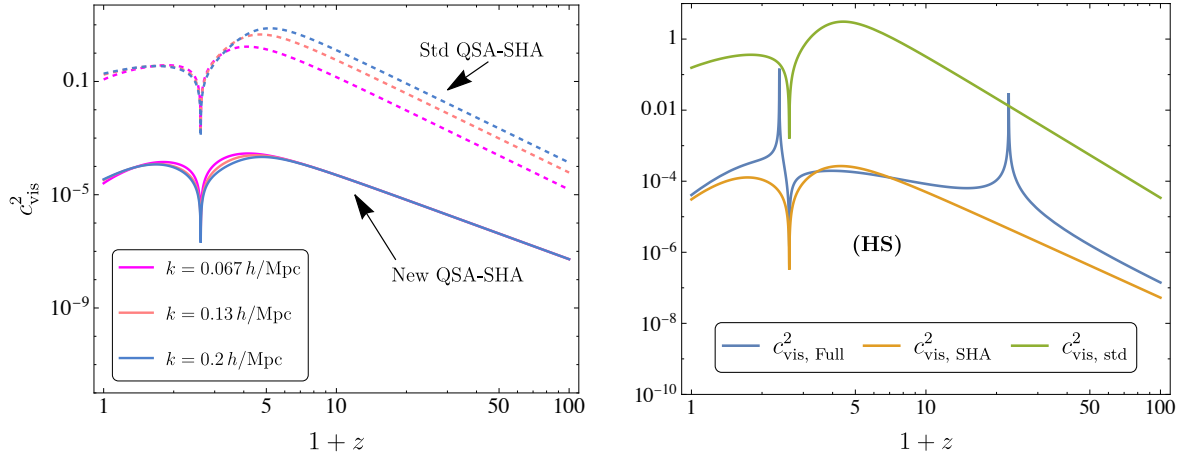


Figure 8. c_{vis}^2 for the HS model. Left: Comparison between c_{vis}^2 computed from the standard approach and our new approach for three values of k . We see that the standard approach predicts a large viscosity parameter, while our method predicts a small one. Right: Comparison of c_{vis}^2 obtained from the standard approach, our new approach, and the full solution considering $k = 0.1 h/\text{Mpc}$. We see that the evolution obtained using our new SHA parameterization (mustard line) agrees in overall with the full numerical solution (blue line), while the result obtained from the standard QSA-SHA procedure (green line) gives a large over-estimation of this parameter.

7 Impact on Cosmological Observables

As we saw in the last section, some relevant terms are neglected in the DE perturbations when the standard QSA-SHA procedure is applied. So that, drastic modifications are taken into account for some quantities in our approach, e.g., the scalar velocity V_{DE} is raised by roughly three orders of magnitude (see Fig. 5), while some other quantities get minor corrections, such as the sound speed (see Fig. 6). Therefore, it is of great interest to assess the influence of these changes on cosmological observables or parameters used in forecasts. In particular, we will analyze the impact of DE perturbations on: *i*) the viscosity parameter which can be important in weak lensing experiments [87], and *ii*) the matter power spectrum and the CMB angular power spectrum using the EFCLASS branch [58] of the Boltzmann solver CLASS [61].

7.1 The Viscosity parameter

In the ΛCDM model, it is well known that the potentials are related by $\Phi = -\Psi$. As it can be seen in Eq. (3.10), this is not the case in $f(R)$, since this difference can be related to the anisotropic stress as shown in Eq. (3.15). Therefore, a detection of a non-zero anisotropic stress could favored MG theories over single-scalar field models which in general predicts a vanished π_{DE} [86, 88, 89]. The effect of the anisotropic stress can be modelled by introducing a viscosity parameter that appears in the right hand-side of an effective DE anisotropic stress Boltzmann equation of the form [90]:

$$\dot{\sigma} + 3H \frac{c_a^2}{w} \sigma = \frac{8}{3} \frac{c_{\text{vis}}^2}{(1+w)^2} \frac{V_{\text{DE}}}{a}, \quad (7.1)$$

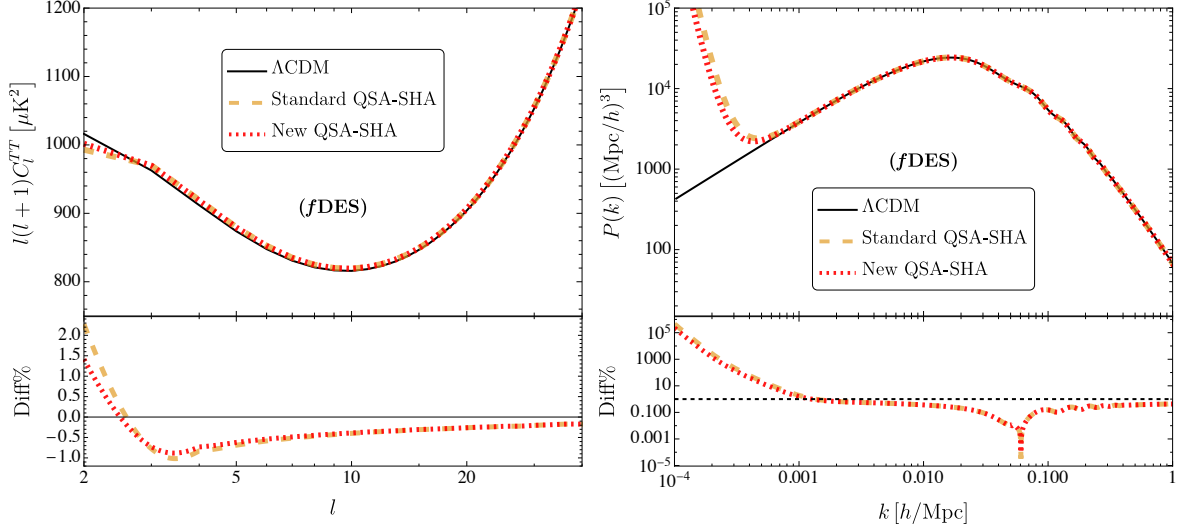


Figure 9. TT CMB power spectrum for low- l multipoles (left) and matter power spectrum (right) in the f DES and Λ CDM models. We see that the results from both approximation schemes are practically indistinguishable for $l \gtrsim 5$ in the case of the CMB spectrum and for $k \gtrsim 0.001 h/\text{Mpc}$ in the case of $P(k)$. For lower multipoles, we see some minor differences, while for smaller values of k both methods give divergent results, mainly due to that the SHA is not applicable.

where $c_a^2 = w - \frac{\dot{w}}{3H(1+w)} = w - \frac{aw'}{3(1+w)}$ is the adiabatic sound speed. This can be inverted to solve for the viscosity parameter

$$c_{\text{vis}}^2 = \frac{aH(1+w_{\text{DE}})}{4wV_{\text{DE}}} \left[3c_{a,\text{DE}}^2(1+w_{\text{DE}})\pi_{\text{DE}} + w(a\pi'_{\text{DE}} - 3w\pi_{\text{DE}}) \right], \quad (7.2)$$

which is a function of the scale factor [58, 87, 90]. From the last equation, it is clear that a large modification to V_{DE} could strongly impact the evolution of the viscosity parameter. In the left panel of Fig. 8, we compute c_{vis}^2 in the HS model considering three values of k in the safety region, namely $0.067 h/\text{Mpc}$, $0.13 h/\text{Mpc}$, and $0.2 h/\text{Mpc}$. We can see that the viscosity parameter computed using the standard procedure reaches values greater than 1 for $z \sim 10$, in contrast, this parameter computed using our new approach remains small. In the right panel, we verify that, for $k = 0.1 h/\text{Mpc}$, the parameter c_{vis}^2 computed using our new parameterization is in overall agreement with respect to the full solution, while the computation using the standard approach over-estimates this parameter by several orders of magnitude. In Ref. [87], it was found that a small viscosity, around $c_{\text{vis}}^2 \sim 10^{-4}$ for the w CDM model, could be detected by Euclid when weak lensing and galaxy clustering data are combined. Although in Ref. [87], the viscosity parameter was taken as a constant, which is not realistic in a general dark energy scenario as was pointed out in Ref. [58], if we take this constant value as a representative value of the smallness of c_{vis}^2 , we see that our new parameterization indeed agrees with it.

7.2 Linear Power Spectra

In Fig. 9 we plot the low- l multipoles of the CMB angular power spectrum (left), and the linear matter power spectrum (right) for the f DES model using the standard QSA-SHA procedure and our new approach. We plot the Λ CDM Planck best-fit 2018 standard result

in both cases for comparison. In the case of the CMB power spectrum, we see that the f DES model do not apart significantly from the Λ CDM prediction, and only at the lowest multipoles ($l < 5$) both approximation scheme differ. However, this difference is not representative (less than 1%). For the matter power spectrum, we note that the standard approach and the new approach predictions for $P(k)$ are completely degenerate for modes $k \gtrsim 0.001 h/\text{Mpc}$. For smaller modes, or equivalently for larger scales, both schemes yield to divergent results. This divergent behavior is common in theories where the QSA-SHA are assumed (see e.g. Ref. [60] where a similar divergency was found in the context of Scalar-Vector-Tensor theories [91, 92]). As mentioned in previous sections, we do not expect the QSA and the SHA hold for modes smaller than $k < 0.067 h/\text{Mpc}$. Moreover, note that in the region $k \lesssim k_{\text{eq}}$, where k_{eq} is the mode entering the horizon at the radiation-matter equilibrium, radiation is not negligible anymore. Therefore, the expansion history cannot be described using the Hubble parameter in Eq. (2.5) and the perturbations do not follow equations similar to Eqs. (2.6)-(2.9).

Notice that although our new QSA-SHA scheme provide more accurate descriptions of the DE perturbations than the standard approach, this improvement is not reflected in the linear spectra in Fig. 9. We realized that V_{DE} is a dimensionful quantity, and thus it has to be compared with quantities with the same dimensions. In the case of the linear observables, they are mainly affected by the comoving density perturbation defined as

$$\Delta_{\text{DE}} \equiv \delta_{\text{DE}} + \frac{3aH}{k^2} V_{\text{DE}}, \quad (7.3)$$

which is a gauge invariant quantity. For sub-horizon modes, the term HV_{DE}/k^2 is completely negligible and $\Delta_{\text{DE}} \approx \delta_{\text{DE}}$. Since the standard approach indeed provides fairly accurate results for the potentials Φ and Ψ , and for the density contrast δ_{DE} , it is no a surprise that the improvement on these quantities do not represent a major modification on the linear observables in the scales where these approximations are valid.

8 Conclusions

In this work, we have revisited the quasi-static and sub-horizon approximations when applied to $f(R)$ theories. We do so by proposing a parameterization using slow-rolling functions (like in inflation) which allowed us to track the relevance of time-derivatives of the gravitational potentials and the scale k in contrast to the expansion rate H [see Eqs. (4.1) and (4.2)]. In the effective fluid approach to $f(R)$, we showed that the standard QSA-SHA results found in the literature [Eqs. (3.22)-(3.26)] correspond to the 0 order expansion in our new scheme. In particular, we showed that second-order corrections can improve the description of the dark energy perturbations by several orders of magnitude in most cases, e.g., δ_{DE} (see Fig. 4), and turned out to be significant for some DE effective fluid quantities. In particular, we found large differences in the DE scalar velocity V_{DE} (see Fig. 5) and a minor correction in the sound speed $c_{s,\text{DE}}^2$ which increases the accuracy of the approximations during the matter dominated epoch (see Fig. 6). The accuracy of our expressions [Eqs. (4.9)-(4.14)], and the standard QSA-SHA results, were assessed by comparing with results obtained from a full numerical solution of the linear perturbation equations. We found general agreement between the results from our new expressions and the full numerical solution where no approximations are assumed.

We estimated a “safety region” where the QSA and the SHA can be applied. We found that the QSA and the second-order expansion in the SHA yield very accurate results from matter domination ($z \lesssim 100$) to the present ($z = 0$) whenever $k \gtrsim 0.067 h/\text{Mpc}$. We also

showed for a particular value out of this region the loss of accuracy of these approximations (see Fig. 7). This can also be seen in the matter power spectrum depicted in the right panel of Fig. 9, where we can see that the curves diverge for k small. We would like to stress that a similar divergent behavior was found in Ref. [60]. However, note that previous works on Horndeski theories [59], and Scalar-Vector-Tensor theories [60], where these approximations were used, all of them agree, in their corresponding limits, with the standard expressions in $f(R)$. In the case of the lowest multipoles of the CMB power spectrum, and in general for the matter power spectrum, the improvement in the accuracy from our expressions do not imply a corresponding improvement in these linear observables. This was expected since the QSA-SHA indeed provide accurate descriptions of the potentials Φ and Ψ , and the density contrast δ_{DE} . In the particular case of the scalar velocity V_{DE} , the large difference between the standard prediction and our new prediction is not relevant for these observables, since the term V_{DE}/k^2 is completely sub-dominant for sub-horizon scales.

We want to stress that the main goal of this work was to provide a transparent framework to track the relevance of each term in the perturbation equations, in order to clarify the application of the QSA-SHA when applied to modified gravity theories. To conclude, clearly our results warrant performing a more in-depth analysis of the validity of the QSA and the SHA approximations in more generalized MG theories, e.g., of the Horndeski type, however we leave this for future work.

Acknowledgements

Several codes with the main results presented here can be found in the GitHub repository <https://github.com/BayronO/QSA-SHA-for-Modified-Gravity> of BOQ. The authors are grateful to Rubén Arjona, Wilmar Cardona, and César Valenzuela-Toledo for useful discussions. BOQ would like to express his gratitude to the Instituto de Física Teórica UAM-CSIC, in Universidad Autónoma de Madrid, for the hospitality and kind support during early stages of this work. BOQ is also supported by Patrimonio Autónomo - Fondo Nacional de Financiamiento para la Ciencia, la Tecnología y la Innovación Francisco José de Caldas (MINCIENCIAS - COLOMBIA) Grant No. 110685269447 RC-80740-465- 2020, projects 69723 and 69553. SN acknowledges support from the research project PID2021-123012NB-C43, and the Spanish Research Agency (Agencia Estatal de Investigación) via the Grant IFT Centro de Excelencia Severo Ochoa No CEX2020-001007-S, funded by MCIN/AEI/10.13039/501100011033.

A Linear Field Equations in $f(R)$

Here we present the expressions for the coefficients in Eqs. (3.6)-(3.9):

$$A_1 = 3\dot{F} + 3FH, \quad A_2 = -3FH, \quad A_3 = 3F\dot{H} + 3FH^2 - 3H\dot{F}, \quad (\text{A.1})$$

$$A_4 = F, \quad A_5 = 3F\dot{H} - 3FH^2 - 9H\dot{F}, \quad A_6 = -F.$$

$$C_1 = -F, \quad C_2 = F, \quad C_3 = \dot{F} - FH, \quad C_4 = 2\dot{F} + FH. \quad (\text{A.2})$$

$$B_1 = 3F, \quad B_2 = -3F, \quad B_3 = 12FH, \quad B_4 = -12FH - 9\dot{F}, \quad (\text{A.3})$$

$$B_5 = 3F\dot{H} + 9FH^2 - 6H\dot{F} - 3\ddot{F}, \quad B_6 = -9F\dot{H} - 9FH^2 - 18H\dot{F} - 9\ddot{F}.$$

$$\begin{aligned}
D_1 &= 3, & D_2 &= 12H, & D_3 &= -3H, & D_4 &= \frac{F}{2F_R}, \\
D_5 &= 2, & D_6 &= \frac{F}{2F_R} - 6\dot{H} - 12H^2, & D_7 &= 1.
\end{aligned} \tag{A.4}$$

B Dark Energy Perturbations in $f(R)$

Here we present the expressions for the coefficients in Eqs. (3.12)-(3.14):

$$\begin{aligned}
W_1 &= 6H - 3FH - 3\dot{F}, & W_2 &= 3FH, & W_3 &= -3F\dot{H} - 3FH^2 + 3H\dot{F}, \\
W_4 &= 2 - F, & W_5 &= 3H^2F - 6H^2 - 3F\dot{H} + 9H\dot{F}, & W_6 &= F,
\end{aligned} \tag{B.1}$$

$$\begin{aligned}
Y_1 &= F - 2, & Y_2 &= -F, & Y_3 &= 4FH - 6H, & Y_4 &= 2H - 4FH - 3\dot{F}, \\
Y_5 &= 3FH^2 + F\dot{H} - 2H\dot{F} - \ddot{F}, & Y_6 &= -\frac{2}{3}, \\
Y_7 &= 6H^2 - 3FH^2 + 4\dot{H} - 3F\dot{H} - 6H\dot{F} - 3\ddot{F}, & Y_8 &= -\frac{2}{3},
\end{aligned} \tag{B.2}$$

$$Z_1 = F - 2, \quad Z_2 = -F, \quad Z_3 = FH - \dot{F}, \quad Z_4 = 2H - FH - 2\dot{F}. \tag{B.3}$$

C Linear Field Equations in the New Parameterization

Here we present the expressions for the coefficients in Eqs. (4.5)-(4.6):

$$\begin{aligned}
\mathcal{A}_1 &= -\mathcal{A}_4 = F, & \mathcal{A}_2 &= 3F(\delta + \varepsilon_\Phi), & \mathcal{A}_3 &= 18F_R(\varepsilon_\Phi - 1)(\delta + \xi - 2), \\
\mathcal{A}_5 &= 3F(\delta - \varepsilon_\Psi - 2), & \mathcal{A}_6 &= -54F_R(\delta + \xi - 2),
\end{aligned} \tag{C.1}$$

$$\begin{aligned}
\mathcal{D}_1 &= \mathcal{D}_4 = \frac{F}{2F_R}, & \mathcal{D}_2 &= 2, & \mathcal{D}_3 &= 3\varepsilon_\Phi(3 + \delta + \varepsilon_\Phi + \chi_\Phi), \\
\mathcal{D}_5 &= 1, & \mathcal{D}_6 &= -3(2 + 2\delta + \varepsilon_\Psi).
\end{aligned} \tag{C.2}$$

References

- [1] P. J. E. Peebles, *Cosmology's Century: An Inside History of Our Modern Understanding of the Universe*. Princeton University Press, 2020.
- [2] E. Di Valentino et al., *Snowmass2021 - Letter of interest cosmology intertwined II: The hubble constant tension*, *Astropart. Phys.* **131** (2021) 102605, [[arXiv:2008.11284](#)], [[doi:10.1016/j.astropartphys.2021.102605](#)].
- [3] E. Di Valentino et al., *Cosmology Intertwined III: $f\sigma_8$ and S_8* , *Astropart. Phys.* **131** (2021) 102604, [[arXiv:2008.11285](#)], [[doi:10.1016/j.astropartphys.2021.102604](#)].
- [4] E. Abdalla et al., *Cosmology intertwined: A review of the particle physics, astrophysics, and cosmology associated with the cosmological tensions and anomalies*, *JHEAp* **34** (2022) 49–211, [[arXiv:2203.06142](#)], [[doi:10.1016/j.jheap.2022.04.002](#)].

- [5] **Planck** Collaboration, N. Aghanim et al., *Planck 2018 results. VI. Cosmological parameters*, *Astron. Astrophys.* **641** (2020) A6, [[arXiv:1807.06209](#)], [[doi:10.1051/0004-6361/201833910](#)]. [Erratum: *Astron. Astrophys.* 652, C4 (2021)].
- [6] A. G. Riess, S. Casertano, W. Yuan, L. M. Macri, and D. Scolnic, *Large Magellanic Cloud Cepheid Standards Provide a 1% Foundation for the Determination of the Hubble Constant and Stronger Evidence for Physics beyond Λ CDM*, *Astrophys. J.* **876** (2019), no. 1 85, [[arXiv:1903.07603](#)], [[doi:10.3847/1538-4357/ab1422](#)].
- [7] A. G. Riess et al., *A Comprehensive Measurement of the Local Value of the Hubble Constant with $1 \text{ km s}^{-1} \text{ Mpc}^{-1}$ Uncertainty from the Hubble Space Telescope and the SH0ES Team*, *Astrophys. J. Lett.* **934** (2022), no. 1 L7, [[arXiv:2112.04510](#)], [[doi:10.3847/2041-8213/ac5c5b](#)].
- [8] K. C. Wong et al., *H0LiCOW – XIII. A 2.4 per cent measurement of H_0 from lensed quasars: 5.3 σ tension between early- and late-Universe probes*, *Mon. Not. Roy. Astron. Soc.* **498** (2020), no. 1 1420–1439, [[arXiv:1907.04869](#)], [[doi:10.1093/mnras/stz3094](#)].
- [9] W. L. Freedman, *Measurements of the Hubble Constant: Tensions in Perspective*, *Astrophys. J.* **919** (2021), no. 1 16, [[arXiv:2106.15656](#)], [[doi:10.3847/1538-4357/ac0e95](#)].
- [10] **BOSS** Collaboration, S. Alam et al., *The clustering of galaxies in the completed SDSS-III Baryon Oscillation Spectroscopic Survey: cosmological analysis of the DR12 galaxy sample*, *Mon. Not. Roy. Astron. Soc.* **470** (2017), no. 3 2617–2652, [[arXiv:1607.03155](#)], [[doi:10.1093/mnras/stx721](#)].
- [11] C. Heymans et al., *KiDS-1000 Cosmology: Multi-probe weak gravitational lensing and spectroscopic galaxy clustering constraints*, *Astron. Astrophys.* **646** (2021) A140, [[arXiv:2007.15632](#)], [[doi:10.1051/0004-6361/202039063](#)].
- [12] **KiDS, Euclid** Collaboration, A. Loureiro et al., *KiDS and Euclid: Cosmological implications of a pseudo angular power spectrum analysis of KiDS-1000 cosmic shear tomography*, *Astron. Astrophys.* **665** (2022) A56, [[arXiv:2110.06947](#)], [[doi:10.1051/0004-6361/202142481](#)].
- [13] **DES, SPT** Collaboration, C. Chang et al., *Joint analysis of Dark Energy Survey Year 3 data and CMB lensing from SPT and Planck. II. Cross-correlation measurements and cosmological constraints*, *Phys. Rev. D* **107** (2023), no. 2 023530, [[arXiv:2203.12440](#)], [[doi:10.1103/PhysRevD.107.023530](#)].
- [14] E. Macaulay, I. K. Wehus, and H. K. Eriksen, *Lower Growth Rate from Recent Redshift Space Distortion Measurements than Expected from Planck*, *Phys. Rev. Lett.* **111** (2013), no. 16 161301, [[arXiv:1303.6583](#)], [[doi:10.1103/PhysRevLett.111.161301](#)].
- [15] R. A. Battye, T. Charnock, and A. Moss, *Tension between the power spectrum of density perturbations measured on large and small scales*, *Phys. Rev. D* **91** (2015), no. 10 103508, [[arXiv:1409.2769](#)], [[doi:10.1103/PhysRevD.91.103508](#)].
- [16] M. Ata et al., *The clustering of the SDSS-IV extended Baryon Oscillation Spectroscopic Survey DR14 quasar sample: first measurement of baryon acoustic oscillations between redshift 0.8 and 2.2*, *Mon. Not. Roy. Astron. Soc.* **473** (2018), no. 4 4773–4794, [[arXiv:1705.06373](#)], [[doi:10.1093/mnras/stx2630](#)].
- [17] O. H. E. Philcox and M. M. Ivanov, *BOSS DR12 full-shape cosmology: Λ CDM constraints from the large-scale galaxy power spectrum and bispectrum monopole*, *Phys. Rev. D* **105** (2022), no. 4 043517, [[arXiv:2112.04515](#)], [[doi:10.1103/PhysRevD.105.043517](#)].
- [18] Y. Kobayashi, T. Nishimichi, M. Takada, and H. Miyatake, *Full-shape cosmology analysis of the SDSS-III BOSS galaxy power spectrum using an emulator-based halo model: A 5% determination of σ_8* , *Phys. Rev. D* **105** (2022), no. 8 083517, [[arXiv:2110.06969](#)], [[doi:10.1103/PhysRevD.105.083517](#)].
- [19] L. Huang, Z. Huang, H. Zhou, and Z. Li, *The S_8 tension in light of updated redshift-space*

- distortion data and PAge approximation*, *Sci. China Phys. Mech. Astron.* **65** (2022), no. 3 239512, [[arXiv:2110.08498](#)], [[doi:10.1007/s11433-021-1838-1](#)].
- [20] A. Blanchard and S. Ilić, *Closing up the cluster tension?*, *Astron. Astrophys.* **656** (2021) A75, [[arXiv:2104.00756](#)], [[doi:10.1051/0004-6361/202140974](#)].
 - [21] N. J. Secrest, S. von Hausegger, M. Rameez, R. Mohayaee, S. Sarkar, and J. Colin, *A Test of the Cosmological Principle with Quasars*, *Astrophys. J. Lett.* **908** (2021), no. 2 L51, [[arXiv:2009.14826](#)], [[doi:10.3847/2041-8213/abdd40](#)].
 - [22] C. Dalang and C. Bonvin, *On the kinematic cosmic dipole tension*, *Mon. Not. Roy. Astron. Soc.* **512** (2022), no. 3 3895–3905, [[arXiv:2111.03616](#)], [[doi:10.1093/mnras/stac726](#)].
 - [23] N. J. Secrest, S. von Hausegger, M. Rameez, R. Mohayaee, and S. Sarkar, *A Challenge to the Standard Cosmological Model*, *Astrophys. J. Lett.* **937** (2022), no. 2 L31, [[arXiv:2206.05624](#)], [[doi:10.3847/2041-8213/ac88c0](#)].
 - [24] L. Dam, G. F. Lewis, and B. J. Brewer, *Testing the Cosmological Principle with CatWISE Quasars: A Bayesian Analysis of the Number-Count Dipole*, [arXiv:2212.07733](#).
 - [25] B. D. Fields, *The primordial lithium problem*, *Ann. Rev. Nucl. Part. Sci.* **61** (2011) 47–68, [[arXiv:1203.3551](#)], [[doi:10.1146/annurev-nucl-102010-130445](#)].
 - [26] R. H. Cyburt, B. D. Fields, K. A. Olive, and T.-H. Yeh, *Big Bang Nucleosynthesis: 2015*, *Rev. Mod. Phys.* **88** (2016) 015004, [[arXiv:1505.01076](#)], [[doi:10.1103/RevModPhys.88.015004](#)].
 - [27] C. Pitrou, A. Coc, J.-P. Uzan, and E. Vangioni, *A new tension in the cosmological model from primordial deuterium?*, *Mon. Not. Roy. Astron. Soc.* **502** (2021), no. 2 2474–2481, [[arXiv:2011.11320](#)], [[doi:10.1093/mnras/stab135](#)].
 - [28] L. Perivolaropoulos and F. Skara, *Challenges for Λ CDM: An update*, *New Astron. Rev.* **95** (2022) 101659, [[arXiv:2105.05208](#)], [[doi:10.1016/j.newar.2022.101659](#)].
 - [29] **Euclid** Collaboration, S. Nesseris et al., *Euclid: Forecast constraints on consistency tests of the Λ CDM model*, *Astron. Astrophys.* **660** (2022) A67, [[arXiv:2110.11421](#)], [[doi:10.1051/0004-6361/202142503](#)].
 - [30] **Euclid** Collaboration, D. Camarena et al., *Euclid: Testing the Copernican principle with next-generation surveys*, [arXiv:2207.09995](#), [doi:10.1051/0004-6361/202244557](#).
 - [31] L. Perivolaropoulos, *Large Scale Cosmological Anomalies and Inhomogeneous Dark Energy*, *Galaxies* **2** (2014) 22–61, [[arXiv:1401.5044](#)], [[doi:10.3390/galaxies2010022](#)].
 - [32] J. Garcia-Bellido and T. Haugboelle, *Confronting Lemaitre-Tolman-Bondi models with Observational Cosmology*, *JCAP* **04** (2008) 003, [[arXiv:0802.1523](#)], [[doi:10.1088/1475-7516/2008/04/003](#)].
 - [33] J. Garcia-Bellido and T. Haugboelle, *Looking the void in the eyes - the kSZ effect in LTB models*, *JCAP* **09** (2008) 016, [[arXiv:0807.1326](#)], [[doi:10.1088/1475-7516/2008/09/016](#)].
 - [34] M. Redlich, K. Bolejko, S. Meyer, G. F. Lewis, and M. Bartelmann, *Probing spatial homogeneity with LTB models: a detailed discussion*, *Astron. Astrophys.* **570** (2014) A63, [[arXiv:1408.1872](#)], [[doi:10.1051/0004-6361/201424553](#)].
 - [35] J. B. Orjuela-Quintana, M. Alvarez, C. A. Valenzuela-Toledo, and Y. Rodriguez, *Anisotropic Einstein Yang-Mills Higgs Dark Energy*, *JCAP* **10** (2020) 019, [[arXiv:2006.14016](#)], [[doi:10.1088/1475-7516/2020/10/019](#)].
 - [36] A. Guarnizo, J. B. Orjuela-Quintana, and C. A. Valenzuela-Toledo, *Dynamical analysis of cosmological models with non-Abelian gauge vector fields*, *Phys. Rev. D* **102** (2020), no. 8 083507, [[arXiv:2007.12964](#)], [[doi:10.1103/PhysRevD.102.083507](#)].

- [37] J. Mota-Manzano, J. Bayron Orjuela-Quintana, T. S. Pereira, and C. A. Valenzuela-Toledo, *Anisotropic solid dark energy*, *Phys. Dark Univ.* **32** (2021) 100806, [[arXiv:2012.09946](#)], [[doi:10.1016/j.dark.2021.100806](#)].
- [38] J. B. Orjuela-Quintana and C. A. Valenzuela-Toledo, *Anisotropic k-essence*, *Phys. Dark Univ.* **33** (2021) 100857, [[arXiv:2106.06432](#)], [[doi:10.1016/j.dark.2021.100857](#)].
- [39] J. P. Beltrán Almeida, J. Mota-Manzano, J. Noreña, T. S. Pereira, and C. A. Valenzuela-Toledo, *Structure formation in an anisotropic universe: Eulerian perturbation theory*, *JCAP* **02** (2022), no. 02 018, [[arXiv:2111.06756](#)], [[doi:10.1088/1475-7516/2022/02/018](#)].
- [40] E. J. Copeland, M. Sami, and S. Tsujikawa, *Dynamics of dark energy*, *Int. J. Mod. Phys. D* **15** (2006) 1753–1936, [[arXiv:hep-th/0603057](#)], [[doi:10.1142/S021827180600942X](#)].
- [41] L. Amendola and S. Tsujikawa, *Dark Energy: Theory and Observations*. Cambridge University Press, 1, 2015.
- [42] T. Clifton, P. G. Ferreira, A. Padilla, and C. Skordis, *Modified Gravity and Cosmology*, *Phys. Rept.* **513** (2012) 1–189, [[arXiv:1106.2476](#)], [[doi:10.1016/j.physrep.2012.01.001](#)].
- [43] **CANTATA** Collaboration, E. N. Saridakis et al., *Modified Gravity and Cosmology: An Update by the CANTATA Network*, [arXiv:2105.12582](#).
- [44] **LIGO Scientific, Virgo** Collaboration, B. P. Abbott et al., *GW170814: A Three-Detector Observation of Gravitational Waves from a Binary Black Hole Coalescence*, *Phys. Rev. Lett.* **119** (2017), no. 14 141101, [[arXiv:1709.09660](#)], [[doi:10.1103/PhysRevLett.119.141101](#)].
- [45] J. M. Ezquiaga and M. Zumalacárregui, *Dark Energy After GW170817: Dead Ends and the Road Ahead*, *Phys. Rev. Lett.* **119** (2017), no. 25 251304, [[arXiv:1710.05901](#)], [[doi:10.1103/PhysRevLett.119.251304](#)].
- [46] **Planck** Collaboration, P. A. R. Ade et al., *Planck 2015 results. XIV. Dark energy and modified gravity*, *Astron. Astrophys.* **594** (2016) A14, [[arXiv:1502.01590](#)], [[doi:10.1051/0004-6361/201525814](#)].
- [47] **LIGO Scientific, Virgo** Collaboration, B. P. Abbott et al., *Tests of general relativity with GW150914*, *Phys. Rev. Lett.* **116** (2016), no. 22 221101, [[arXiv:1602.03841](#)], [[doi:10.1103/PhysRevLett.116.221101](#)]. [Erratum: *Phys.Rev.Lett.* 121, 129902 (2018)].
- [48] T. E. Collett, L. J. Oldham, R. J. Smith, M. W. Auger, K. B. Westfall, D. Bacon, R. C. Nichol, K. L. Masters, K. Koyama, and R. van den Bosch, *A precise extragalactic test of General Relativity*, *Science* **360** (2018) 1342, [[arXiv:1806.08300](#)], [[doi:10.1126/science.aao2469](#)].
- [49] A. De Felice and S. Tsujikawa, *f(R) theories*, *Living Rev. Rel.* **13** (2010) 3, [[arXiv:1002.4928](#)], [[doi:10.12942/lrr-2010-3](#)].
- [50] L. Pogosian and A. Silvestri, *The pattern of growth in viable f(R) cosmologies*, *Phys. Rev. D* **77** (2008) 023503, [[arXiv:0709.0296](#)], [[doi:10.1103/PhysRevD.77.023503](#)]. [Erratum: *Phys.Rev.D* 81, 049901 (2010)].
- [51] J. Pérez-Romero and S. Nesseris, *Cosmological constraints and comparison of viable f(R) models*, *Phys. Rev. D* **97** (2018), no. 2 023525, [[arXiv:1710.05634](#)], [[doi:10.1103/PhysRevD.97.023525](#)].
- [52] C. Álvarez Luna, S. Basilakos, and S. Nesseris, *Cosmological constraints on γ -gravity models*, *Phys. Rev. D* **98** (2018), no. 2 023516, [[arXiv:1805.02926](#)], [[doi:10.1103/PhysRevD.98.023516](#)].
- [53] S. Nesseris, *The Effective Fluid approach for Modified Gravity and its applications*, *Universe* **9** (2023) 2022, [[arXiv:2212.12768](#)], [[doi:10.3390/universe9010013](#)].
- [54] G. Gubitosi, F. Piazza, and F. Vernizzi, *The Effective Field Theory of Dark Energy*, *JCAP* **02** (2013) 032, [[arXiv:1210.0201](#)], [[doi:10.1088/1475-7516/2013/02/032](#)].

- [55] J. K. Bloomfield, E. E. Flanagan, M. Park, and S. Watson, *Dark energy or modified gravity? An effective field theory approach*, *JCAP* **08** (2013) 010, [[arXiv:1211.7054](#)], [[doi:10.1088/1475-7516/2013/08/010](#)].
- [56] B. Hu, M. Raveri, N. Frusciante, and A. Silvestri, *Effective Field Theory of Cosmic Acceleration: an implementation in CAMB*, *Phys. Rev. D* **89** (2014), no. 10 103530, [[arXiv:1312.5742](#)], [[doi:10.1103/PhysRevD.89.103530](#)].
- [57] N. Frusciante and L. Perenon, *Effective field theory of dark energy: A review*, *Phys. Rept.* **857** (2020) 1–63, [[arXiv:1907.03150](#)], [[doi:10.1016/j.physrep.2020.02.004](#)].
- [58] R. Arjona, W. Cardona, and S. Nesseris, *Unraveling the effective fluid approach for $f(R)$ models in the subhorizon approximation*, *Phys. Rev. D* **99** (2019), no. 4 043516, [[arXiv:1811.02469](#)], [[doi:10.1103/PhysRevD.99.043516](#)].
- [59] R. Arjona, W. Cardona, and S. Nesseris, *Designing Horndeski and the effective fluid approach*, *Phys. Rev. D* **100** (2019), no. 6 063526, [[arXiv:1904.06294](#)], [[doi:10.1103/PhysRevD.100.063526](#)].
- [60] W. Cardona, J. B. Orjuela-Quintana, and C. A. Valenzuela-Toledo, *An effective fluid description of scalar-vector-tensor theories under the sub-horizon and quasi-static approximations*, *JCAP* **08** (2022), no. 08 059, [[arXiv:2206.02895](#)], [[doi:10.1088/1475-7516/2022/08/059](#)].
- [61] D. Blas, J. Lesgourgues, and T. Tram, *The Cosmic Linear Anisotropy Solving System (CLASS) II: Approximation schemes*, *JCAP* **1107** (2011) 034, [[arXiv:1104.2933](#)], [[doi:10.1088/1475-7516/2011/07/034](#)].
- [62] S. Tsujikawa, *Matter density perturbations and effective gravitational constant in modified gravity models of dark energy*, *Phys. Rev. D* **76** (2007) 023514, [[arXiv:0705.1032](#)], [[doi:10.1103/PhysRevD.76.023514](#)].
- [63] J. Noller, F. von Braun-Bates, and P. G. Ferreira, *Relativistic scalar fields and the quasistatic approximation in theories of modified gravity*, *Phys. Rev. D* **89** (2014), no. 2 023521, [[arXiv:1310.3266](#)], [[doi:10.1103/PhysRevD.89.023521](#)].
- [64] A. Silvestri, L. Pogosian, and R. V. Buniy, *Practical approach to cosmological perturbations in modified gravity*, *Phys. Rev. D* **87** (2013), no. 10 104015, [[arXiv:1302.1193](#)], [[doi:10.1103/PhysRevD.87.104015](#)].
- [65] S. Bose, W. A. Hellwing, and B. Li, *Testing the quasi-static approximation in $f(R)$ gravity simulations*, *JCAP* **02** (2015) 034, [[arXiv:1411.6128](#)], [[doi:10.1088/1475-7516/2015/02/034](#)].
- [66] E. Bellini and I. Sawicki, *Maximal freedom at minimum cost: linear large-scale structure in general modifications of gravity*, *JCAP* **07** (2014) 050, [[arXiv:1404.3713](#)], [[doi:10.1088/1475-7516/2014/07/050](#)].
- [67] J. Gleyzes, D. Langlois, and F. Vernizzi, *A unifying description of dark energy*, *Int. J. Mod. Phys. D* **23** (2015), no. 13 1443010, [[arXiv:1411.3712](#)], [[doi:10.1142/S021827181443010X](#)].
- [68] I. Sawicki and E. Bellini, *Limits of quasistatic approximation in modified-gravity cosmologies*, *Phys. Rev. D* **92** (2015), no. 8 084061, [[arXiv:1503.06831](#)], [[doi:10.1103/PhysRevD.92.084061](#)].
- [69] L. Pogosian and A. Silvestri, *What can cosmology tell us about gravity? Constraining Horndeski gravity with Σ and μ* , *Phys. Rev. D* **94** (2016), no. 10 104014, [[arXiv:1606.05339](#)], [[doi:10.1103/PhysRevD.94.104014](#)].
- [70] A. De Felice, L. Heisenberg, R. Kase, S. Mukohyama, S. Tsujikawa, and Y.-l. Zhang, *Effective gravitational couplings for cosmological perturbations in generalized Proca theories*, *Phys. Rev. D* **94** (2016), no. 4 044024, [[arXiv:1605.05066](#)], [[doi:10.1103/PhysRevD.94.044024](#)].
- [71] F. Pace, R. Battye, E. Bellini, L. Lombriser, F. Vernizzi, and B. Bolliet, *Comparison of different approaches to the quasi-static approximation in Horndeski models*, *JCAP* **06** (2021) 017, [[arXiv:2011.05713](#)], [[doi:10.1088/1475-7516/2021/06/017](#)].

- [72] A. de la Cruz-Dombriz, A. Dobado, and A. L. Maroto, *On the evolution of density perturbations in $f(R)$ theories of gravity*, *Phys. Rev. D* **77** (2008) 123515, [[arXiv:0802.2999](#)], [[doi:10.1103/PhysRevD.77.123515](#)].
- [73] C. Llinares and D. F. Mota, *Cosmological simulations of screened modified gravity out of the static approximation: effects on matter distribution*, *Phys. Rev. D* **89** (2014), no. 8 084023, [[arXiv:1312.6016](#)], [[doi:10.1103/PhysRevD.89.084023](#)].
- [74] T. Multamaki and I. Vilja, *Cosmological expansion and the uniqueness of gravitational action*, *Phys. Rev. D* **73** (2006) 024018, [[arXiv:astro-ph/0506692](#)], [[doi:10.1103/PhysRevD.73.024018](#)].
- [75] A. de la Cruz-Dombriz and A. Dobado, *A $f(R)$ gravity without cosmological constant*, *Phys. Rev. D* **74** (2006) 087501, [[arXiv:gr-qc/0607118](#)], [[doi:10.1103/PhysRevD.74.087501](#)].
- [76] W. Hu and I. Sawicki, *A Parameterized Post-Friedmann Framework for Modified Gravity*, *Phys. Rev. D* **76** (2007) 104043, [[arXiv:0708.1190](#)], [[doi:10.1103/PhysRevD.76.104043](#)].
- [77] S. Capozziello, V. F. Cardone, and A. Troisi, *Reconciling dark energy models with $f(R)$ theories*, *Phys. Rev. D* **71** (2005) 043503, [[arXiv:astro-ph/0501426](#)], [[doi:10.1103/PhysRevD.71.043503](#)].
- [78] S. Nojiri and S. D. Odintsov, *Modified $f(R)$ gravity consistent with realistic cosmology: From matter dominated epoch to dark energy universe*, *Phys. Rev. D* **74** (2006) 086005, [[arXiv:hep-th/0608008](#)], [[doi:10.1103/PhysRevD.74.086005](#)].
- [79] S. Basilakos, S. Nesseris, and L. Perivolaropoulos, *Observational constraints on viable $f(R)$ parametrizations with geometrical and dynamical probes*, *Phys. Rev. D* **87** (2013), no. 12 123529, [[arXiv:1302.6051](#)], [[doi:10.1103/PhysRevD.87.123529](#)].
- [80] S. Dodelson and F. Schmidt, *Modern Cosmology*. Elsevier Science, 2020.
- [81] SDSS Collaboration, M. Tegmark et al., *The 3-D power spectrum of galaxies from the SDSS*, *Astrophys. J.* **606** (2004) 702–740, [[arXiv:astro-ph/0310725](#)], [[doi:10.1086/382125](#)].
- [82] L. Amendola, R. Gannouji, D. Polarski, and S. Tsujikawa, *Conditions for the cosmological viability of $f(R)$ dark energy models*, *Phys. Rev. D* **75** (2007) 083504, [[arXiv:gr-qc/0612180](#)], [[doi:10.1103/PhysRevD.75.083504](#)].
- [83] R. A. Battye, B. Bolliet, and F. Pace, *Do cosmological data rule out $f(R)$ with $w \neq -1$?*, *Phys. Rev. D* **97** (2018), no. 10 104070, [[arXiv:1712.05976](#)], [[doi:10.1103/PhysRevD.97.104070](#)].
- [84] D. Sapone and M. Kunz, *Fingerprinting Dark Energy*, *Phys. Rev. D* **80** (2009) 083519, [[arXiv:0909.0007](#)], [[doi:10.1103/PhysRevD.80.083519](#)].
- [85] A. A. Starobinsky, *Disappearing cosmological constant in $f(R)$ gravity*, *JETP Lett.* **86** (2007) 157–163, [[arXiv:0706.2041](#)], [[doi:10.1134/S0021364007150027](#)].
- [86] W. Cardona, L. Hollenstein, and M. Kunz, *The traces of anisotropic dark energy in light of Planck*, *JCAP* **07** (2014) 032, [[arXiv:1402.5993](#)], [[doi:10.1088/1475-7516/2014/07/032](#)].
- [87] D. Sapone, E. Majerotto, M. Kunz, and B. Garilli, *Can dark energy viscosity be detected with the Euclid survey?*, *Phys. Rev. D* **88** (2013) 043503, [[arXiv:1305.1942](#)], [[doi:10.1103/PhysRevD.88.043503](#)].
- [88] M. Kunz, *The phenomenological approach to modeling the dark energy*, *Comptes Rendus Physique* **13** (2012) 539–565, [[arXiv:1204.5482](#)], [[doi:10.1016/j.crhy.2012.04.007](#)].
- [89] I. D. Saltas and M. Kunz, *Anisotropic stress and stability in modified gravity models*, *Phys. Rev. D* **83** (2011) 064042, [[arXiv:1012.3171](#)], [[doi:10.1103/PhysRevD.83.064042](#)].
- [90] W. Hu, *Structure formation with generalized dark matter*, *Astrophys. J.* **506** (1998) 485–494, [[arXiv:astro-ph/9801234](#)], [[doi:10.1086/306274](#)].
- [91] L. Heisenberg, *Scalar-Vector-Tensor Gravity Theories*, *JCAP* **10** (2018) 054, [[arXiv:1801.01523](#)], [[doi:10.1088/1475-7516/2018/10/054](#)].

- [92] L. Heisenberg, R. Kase, and S. Tsujikawa, *Cosmology in scalar-vector-tensor theories*, *Phys. Rev. D* **98** (2018), no. 2 024038, [[arXiv:1805.01066](#)], [[doi:10.1103/PhysRevD.98.024038](#)].