

# Non-Gaussianity in rapid-turn multi-field inflation

Oksana Iarygina<sup>1,2</sup>, M.C. David Marsh<sup>2</sup>, Gustavo Salinas<sup>2\*</sup>

<sup>1</sup>*Nordita, KTH Royal Institute of Technology and Stockholm University,*

*Hannes Alfvéns väg 12, SE-106 91 Stockholm, Sweden*

<sup>2</sup> *The Oskar Klein Centre, Department of Physics,*

*Stockholm University, Stockholm 106 91, Sweden*

(Dated: March 27, 2023)

We show that theories of inflation with multiple, rapidly turning fields can generate large amounts of non-Gaussianity. We consider a general theory with two fields, an arbitrary field-space metric, and a potential that supports sustained, rapidly turning field trajectories. Our analysis accounts for non-zero field cross-correlation and does not fix the power spectra of curvature and isocurvature perturbations to be equal at horizon crossing. Using the  $\delta N$  formalism, we derive a novel, analytical formula for bispectrum generated from multi-field mixing on super-horizon scales. Rapid-turn inflation can produce a bispectrum with several potentially large contributions that are not necessarily of the local shape. We exemplify the applicability of our formula with a fully explicit model and show that the new contributions indeed can generate a large amplitude of local non-Gaussianity,  $f_{\text{NL}}^{\text{loc}} \sim \mathcal{O}(1)$ . These results will be important when interpreting the outcomes of future observations.

---

\* Email addresses: oksana.iarygina@su.se; david.marsh@fysik.su.se; gustavo.salinas@fysik.su.se

## CONTENTS

1. Introduction	2
2. Background Dynamics	5
3. Analysis of Perturbations	8
3.1. Review of $\delta N$ Formalism	8
3.2. Two-point functions	10
3.3. Bispectrum of curvature perturbations	13
3.4. Non-Gaussianity via power spectrum at horizon crossing	16
3.5. Comparison with SRST approximation	18
3.6. Non-Gaussianity via power spectrum at the end of inflation	19
4. Example	22
5. Summary and discussion	27
Acknowledgments	29
A. Full expressions for the bispectrum	29
References	30

## 1. INTRODUCTION

Primordial non-Gaussianity is a powerful tool to discriminate between models of inflation by probing the dynamics and field content of the very early Universe. Single-field models of inflation most strongly couple momenta of similar wavelengths and result in bispectra that are highly suppressed in the ‘squeezed limit’ where one long-wavelength-mode couple to two short-wavelength-modes. By contrast, multiple-field models of inflation and reheating can lead to couplings between different wavelengths and substantial signals in the squeezed limit of the bispectrum. Conventionally, this distinction can be quantified through the amplitude,  $f_{\text{NL}}^{\text{loc}}$ , of the local shape function of the bispectrum. The parameter  $f_{\text{NL}}^{\text{loc}}$  is of particular interest as upcoming observations of the Cosmic Microwave Background (CMB) and the Large Scale Structure (LSS) aim to be sensitive to  $f_{\text{NL}}^{\text{loc}} \sim \mathcal{O}(1)$  [1, 2]. A detection of local non-Gaussianity with an amplitude of  $\mathcal{O}(1)$  would rule out all attractor models of single-field inflation [3, 4].

What would a hypothetical detection of  $f_{\text{NL}}^{\text{loc}} \sim \mathcal{O}(1)$  tell us about multiple-field inflation? Despite much progress on this question over the past two decades, the full answer remains elusive and a topic of active research. Several techniques have been used to calculate non-Gaussianities in multifield inflation, including the in-in formalism that captures the quantum effects of interactions around horizon crossing, and the  $\delta N$ -formalism that captures non-Gaussianities generated from non-linear, classical evolution after horizon crossing. More recently, interesting developments of the “cosmological bootstrap” program and the “cosmological flow” framework provide another model-independent way to compute bispectrum using a perturbative approach, see recent works [5–7] and references therein.

It is well established that large amplitudes of local non-Gaussianity can be generated through non-linear evolution close to the end of inflation or after it in spectator models, e.g. the curvaton model [8–11], hybrid and multi-brid inflation [12–16], modulated and tachyonic (p)reheating scenarios [17–23]. Generating substantial levels of non-Gaussianity *during* a phase of multiple-field inflation is more challenging, as has been established in the simplest multi-field models and using general arguments [24–36], in studies of ultraviolet-motivated frameworks [37–40] as well as using a statistical approach with random potentials [41–44]. However, most studies to date have been limited to the slow-roll, slow-turn (SRST) approximation. In this approximation, elucidating analytical results [45–47] have been obtained for the amplitude  $f_{\text{NL}}^{\text{loc}}$  using the  $\delta N$  and transfer function [48, 49] formalisms: in terms of the tensor-to-scalar ratio  $r$  and the isocurvature-to-curvature transfer function  $T_{\mathcal{RS}}$ , large amplitude of non-Gaussianities during SRST multiple field inflation can only be generated from the contribution

$$f_{\text{NL}}^{\text{loc}} \supset \frac{5}{6} \sqrt{\frac{r}{8}} \left( \frac{T_{\mathcal{RS}}}{\sqrt{1 + T_{\mathcal{RS}}^2}} \right)^3 \partial_{\perp*} \ln T_{\mathcal{RS}},$$

where  $\partial_{\perp*}$  denotes a field-space derivative perpendicular to the direction of motion at horizon crossing (cf. [44] for similar expressions)<sup>1</sup>. Since  $r$  is observationally constrained to be small and the cubed factor involving  $T_{\mathcal{RS}}$  can never be large, it follows that generating  $f_{\text{NL}}^{\text{loc}} \sim \mathcal{O}(1)$  requires an exponential sensitivity of the transfer function to the precise trajectory at horizon crossing. Such a strong sensitivity is rare even in models with random potentials, hundreds of light fields, and appreciable amounts of isocurvature-to-curvature transfer [44]<sup>2</sup>. This suggests that generating large  $f_{\text{NL}}^{\text{loc}}$  in SRST multifield models requires some fine-tuning that can be difficult to realise.

<sup>1</sup> Throughout this paper we use natural units in which the reduced Planck mass is set to unity.

<sup>2</sup> An example of sensitivity to initial conditions is a field trajectory that is rolling along a ridge in the potential, see, for instance, [50].

However, over the past few years, it has increasingly been appreciated that multifield inflation need not rely on the slow-turn approximation. Indeed, in negatively curved field spaces, slow-turn trajectories can become unstable and transition into rapidly turning inflationary solutions [51–54]. Moreover, for certain field-space geometries, rapid-turn solutions can be realised without fine-tuning the inflationary potential [55–59] (which may be particularly interesting in the light of recent conjectures on the properties of effective potentials coming from ultraviolet completions [60] with recent developments [61–66]). Non-Gaussianities arising at horizon crossing have been studied in detail in multi-field models with negatively curved field spaces [67–70] and shown to peak near flattened triangle configurations with small contributions to  $f_{\text{NL}}^{\text{loc}}$ <sup>3</sup>. However, rapid-turn trajectories can lead to efficient conversion of isocurvature perturbations into adiabatic modes, thereby providing a source of non-Gaussianity during inflation captured by the  $\delta N$  formalism.

In this paper we use the  $\delta N$  formalism to derive semi-analytical formula for non-Gaussianity in two-field models of inflation with sustained rapid-turns. We identify new model-independent contributions to the non-Gaussianity parameter of the form

$$f_{\text{NL}}^{\text{loc}} \supset \frac{\eta_{\perp*}}{\sqrt{2\epsilon_*}} I_4 + \tilde{M}_{\perp\perp*} I_5 + \tilde{M}_{\perp\parallel*} I_6,$$

where  $\eta_{\perp*}/\sqrt{2\epsilon_*}$  is the turn rate of field trajectory,  $\tilde{M}_{ab*}$  is a parameter that encodes the background mass matrix and  $I_i = I_i(T_{\mathcal{RS}}, \mathcal{C}_{\mathcal{RS}}, P_S/P_{\mathcal{R}})$  are time-dependent coefficients that depend on the transfer function  $T_{\mathcal{RS}}$ , cross-correlation power spectrum  $\mathcal{C}_{\mathcal{RS}}$  and ratio of isocurvature to curvature power spectra  $P_S/P_{\mathcal{R}}$ . We demonstrate that these new terms do not depend on initial conditions and give significant contribution to the non-Gaussianity when the field trajectory is rapidly turning. It follows  $f_{\text{NL}}^{\text{loc}} \sim O(1)$  can be generated in rapid-turn models of inflation.

The structure of the paper is as follows. In Section 2 we introduce background equations of motion as well as other background parameters relevant for further layout of the paper. In Section 3 we review the  $\delta N$  formalism and apply it to compute two-point and three-point correlation functions in models of rapid-turn multi-field inflation. We discuss the general resulting formula for  $f_{\text{NL}}$ , its non-locality and scale-dependence. In order to provide further analysis, we express the non-Gaussianity parameter via power spectrum at horizon crossing as well as at the end of inflation. Assuming scale-invariant power spectrum at horizon crossing, we compare our result with the one obtained before in the literature in SRST approximation. We further illustrate our findings with an example in Section 4. We conclude in Section 5.

---

<sup>3</sup> See also a recent review on non-Gaussianity in multi-field inflation with curved field space [71].

## 2. BACKGROUND DYNAMICS

We investigate general two-field inflation models that are minimally coupled to gravity, described by the action of the form

$$S = \int d^4x \sqrt{-g} \left[ \frac{M_{\text{pl}}^2}{2} R - \frac{1}{2} g^{\mu\nu} G_{ab}(\phi) \partial_\mu \phi^a \partial_\nu \phi^b - V(\phi^a) \right], \quad (1)$$

where  $g_{\mu\nu}$  is the spacetime metric,  $R$  is the Ricci scalar constructed from spacetime quantities,  $G_{ab}(\phi)$  is the field-space metric, and  $V(\phi^a)$  is the multi-field potential. We use standard conventions, with Latin indices denoting scalar fields and Greek indices representing spacetime coordinates.

Before discussing the different regimes of multi-field inflation, it is important to define certain quantities. An important parameter that controls the successful duration of inflation and encodes the deviation from the de Sitter expansion during inflation is the first slow-roll parameter, defined as

$$\epsilon = -\frac{H'}{H} = \frac{1}{2} G_{ab} \phi'^a \phi'^b, \quad (2)$$

where  $(') = d/dN = H^{-1}d/dt$  denotes a derivative with respect to the number of e-folds  $N$  given by  $dN = Hdt$ , with  $H$  being the Hubble parameter. The requirement  $\epsilon \ll 1$  ensures a nearly exponential expansion during inflation. In order to have a prolonged quasi-de Sitter stage of inflation,  $\epsilon$  needs to be small for a sufficient number of Hubble times. This happens when the second slow-roll parameter, defined as

$$\eta_H \equiv -\frac{\epsilon'}{2\epsilon}, \quad (3)$$

is much smaller than one. Both conditions  $\epsilon \ll 1, |\eta_H| \ll 1$  define the *slow-roll approximation*.

The *covariant acceleration* of the field vector is given by

$$\eta^a = D_N \phi'^a, \quad (4)$$

where the covariant derivative on the field manifold with respect to the number of e-folds is defined as  $D_N \stackrel{\text{def}}{=} \phi'^a \nabla_a$ , with  $\nabla_a$  being the covariant derivative in field space. The covariant derivative  $D_N$  acts on an arbitrary field-space vector  $A^a = A^a(\phi)$  as

$$D_N A^a \stackrel{\text{def}}{=} \partial_N \phi^b \nabla_b A^a = \partial_N A^a + \Gamma_{bc}^a \phi'^b A^c \quad (5)$$

where  $\Gamma_{bc}^a$  are the Christoffel symbols computed using  $G_{ab}$ .

To better understand the dynamics and perturbations in multi-field inflation it is useful to define unit vectors that are tangent and normal to the field trajectory. In the two-field case, these vectors, denoted by  $e_{\parallel}^a$  and  $e_{\perp}^a$  respectively, can be defined as follows [72–74]

$$e_{\parallel}^a \equiv \frac{\phi'^a}{\sqrt{G_{bc}\phi'^b\phi'^c}}, \quad e_{\perp}^a \equiv s(N) \left( G_{bc} D_N e_{\parallel}^b D_N e_{\parallel}^c \right)^{-1/2} D_N e_{\parallel}^a, \quad (6)$$

where  $s(N) = \pm 1$  and is introduced to avoid unphysical discontinuities<sup>4</sup>. We refer to this orthonormal basis as the *kinematical basis*. The covariant acceleration  $\eta^a$  can be expanded in this basis as

$$\eta^a = \eta_{\parallel} e_{\parallel}^a + \eta_{\perp} e_{\perp}^a. \quad (7)$$

Note that the parallel component of the covariant acceleration is related to the slow-roll parameter  $\eta_H$  as  $\eta_{\parallel} = -\sqrt{2\epsilon}\eta_H$ . The definitions in equations (6) and (7) imply that rate of change of the tangent basis vector is given by  $D_N e_{\parallel}^a = \eta_{\perp} e_{\perp}^a / \sqrt{2\epsilon}$  [45]. Therefore, we refer to  $\eta_{\perp} / \sqrt{2\epsilon}$  as the *turn rate* parameter<sup>5</sup>. It shows how quickly the field trajectory is changing direction along the field manifold and parameterizes the deviation of inflationary trajectory from a geodesic. Along a geodesic,  $D_N e_{\parallel}^a = 0$  and the turn rate is zero by definition. We also define the *speed up rate* as the combination  $\eta_{\parallel} / \sqrt{2\epsilon}$ , since it measures the logarithmic rate of change of the field speed  $\eta_{\parallel} / \sqrt{2\epsilon} = (\log \epsilon)'$ . Given the definitions in equation (6) the turn rate is always positive (when non-zero), but the speed up rate can be either positive or negative depending on whether the field speed is increasing or decreasing. In terms of speed up rate, the slow-roll approximation can be written as

$$\epsilon \ll 1, \quad \left| \frac{\eta_{\parallel}}{\sqrt{2\epsilon}} \right| \ll 1. \quad (8)$$

The *slow-roll slow-turn* (SRST) approximation, which has been assumed in the majority of works on multi-field inflation, is defined as [45]

$$\epsilon \ll 1, \quad \left| \frac{\eta_{\parallel}}{\sqrt{2\epsilon}} \right| \ll 1, \quad \frac{\eta_{\perp}}{\sqrt{2\epsilon}} \ll 1, \quad (9)$$

and is valid when the deviation of the inflationary trajectory from a geodesic is small. On the contrary, when deviation is large, one may define the *slow-roll rapid-turn* (SRRT) approximation

$$\epsilon \ll 1, \quad \left| \frac{\eta_{\parallel}}{\sqrt{2\epsilon}} \right| \ll 1, \quad \frac{\eta_{\perp}}{\sqrt{2\epsilon}} \gg 1. \quad (10)$$

<sup>4</sup> In the two-field case the normal vector can be conveniently defined as  $N_a \equiv \sqrt{\det G} \epsilon_{ab} e_{\parallel}^b$ , where  $\epsilon_{ab}$  is the two-dimensional Levi-Civita symbol with  $\epsilon_{11} = 1$ .

<sup>5</sup> It is worth noting that our definition of the turn rate parameter is related to the other commonly used definition of the turn rate  $\Omega \equiv -e_{\perp a} D_t e_{\parallel}^a$  as  $\Omega = -H\eta_{\perp} / \sqrt{2\epsilon}$ .

A sustained rapid-turn regime requires the additional condition

$$\frac{\eta'_{\perp}}{\eta_{\perp}} \ll 1. \quad (11)$$

In this paper we only consider sustained rapid-turn inflation models, for which both equations (10) and (11) are satisfied.

The background equation of motion for scalar fields derived from the action in Eq. (1) can be written in terms of the covariant acceleration  $\eta^a$  and the first slow-roll parameter  $\epsilon$  as

$$\frac{\eta^a}{(3-\epsilon)} + \phi'^a + \nabla^a \ln V = 0. \quad (12)$$

Using this equation and the definition of  $\epsilon$  in Eq. (2), we find the relation

$$\nabla_a \epsilon = -\tilde{M}_{ab} \phi'^b, \quad (13)$$

where we have defined the ‘*modified mass matrix*’ as

$$\tilde{M}_{ab} \stackrel{\text{def}}{=} \frac{1}{1 + \frac{\eta_{\parallel} \sqrt{2\epsilon}}{(3-\epsilon)^2}} \left( M_{ab} + \frac{\nabla_a \eta_b}{(3-\epsilon)} \right), \quad (14)$$

with  $M_{ab} = \nabla_a \nabla_b \ln V$  being the background mass matrix. It is worth noting that because of additional contribution coming from the covariant acceleration, the modified mass matrix  $\tilde{M}_{ab}$  is not symmetric. For the forthcoming computations, it is convenient to express here the relation between  $\tilde{M}^{ab}$  and  $\eta^a$ . To obtain this relation, we act with  $D_N$  on the background equations of motion (12) to find

$$\eta^a = -\sqrt{2\epsilon} e_{\parallel}^b \tilde{M}_b{}^a. \quad (15)$$

Therefore, projecting  $\eta^a$  onto the kinematical basis vectors, we get

$$\tilde{M}_{\parallel\parallel} = -\frac{\eta_{\parallel}}{\sqrt{2\epsilon}}, \quad \tilde{M}_{\parallel\perp} = -\frac{\eta_{\perp}}{\sqrt{2\epsilon}}. \quad (16)$$

The components of  $\nabla_a \epsilon$  can also be related to the covariant acceleration and to the modified mass matrix. From (13) and (16) we obtain

$$(\nabla \epsilon)_{\parallel} = \eta_{\parallel}, \quad (\nabla \epsilon)_{\perp} = -\sqrt{2\epsilon} \tilde{M}_{\perp\parallel}. \quad (17)$$

Note that, in general,  $\tilde{M}_{\perp\parallel} \neq \tilde{M}_{\parallel\perp}$ .

### 3. ANALYSIS OF PERTURBATIONS

In this section, we express the curvature and isocurvature perturbations at the end of inflation in terms of these same quantities at horizon crossing using the  $\delta N$  formalism [75–77]. This is then used to determine an analytical expression for the non-Gaussianity parameter  $f_{\text{NL}}$ . In Section 3.1, we briefly review the  $\delta N$  formalism and use it in Section 3.2 to obtain the power spectra of both curvature and isocurvature perturbations as well as the cross-correlation between the two as a function of the two-point correlation functions of field perturbations at horizon crossing. In Section 3.3, we perform a computation of the non-Gaussianity parameter  $f_{\text{NL}}$ <sup>6</sup> in the case of large turn-rate,  $\eta_{\perp}/\sqrt{2\epsilon} \gg 1$ , and with non-zero cross-correlation at horizon crossing,  $\mathcal{C}_{\mathcal{RS}^*} \neq 0$ . The resulting analytical formula for  $f_{\text{NL}}$  is the main result of this paper. We express it in terms of horizon-crossing quantities in Section 3.4, and in terms of quantities evaluated at the end of inflation in Section 3.6. In Section 3.5, we compare our result with the expression in the slow-roll slow-turn approximation.

#### 3.1. Review of $\delta N$ Formalism

The  $\delta N$  formalism is a powerful tool that allows for the calculation of curvature perturbations from inflation on super-horizon scales while avoiding the full machinery of higher-order perturbation theory. This approach is both simple and physically intuitive, making it an attractive option for understanding the dynamics of the Universe during inflation.

The curvature perturbation may be defined as a scalar perturbation to the spatial metric for a given foliation of spacetime. The spatial metric  $g_{ij}$  can be written as [78–80]

$$g_{ij} = a^2(t)\gamma_{ij} e^{2\psi(t, \mathbf{x})} = \tilde{a}^2(t, \mathbf{x})\gamma_{ij} , \quad (18)$$

where  $a(t)$  is the scale factor,  $\gamma_{ij}$  is a matrix with unit determinant,  $\psi(t, \mathbf{x})$  is a perturbation and  $\tilde{a}(t, \mathbf{x})$  is the local scale factor that describes the expansion of the Universe including perturbations at each point in spacetime. The curvature perturbation on uniform density hypersurfaces,  $\zeta(t, \mathbf{x})$ , is defined on the time-slicing where the spacial hypersurfaces have uniform density, i.e.  $\psi_{\text{UD}}(t, \mathbf{x}) \equiv \zeta(t, \mathbf{x})$ . The local scale factor on the uniform density slice is then  $\tilde{a}(t, \mathbf{x}) = a(t)e^{\zeta(t, \mathbf{x})}$ . Flat hypersurfaces are defined on flat time-slices with  $\psi_{\text{flat}}(t, \mathbf{x}) = 0$ .

The basis of the  $\delta N$  formalism is the counting of the number of e-folds during inflation in different local patches of the Universe [76]. This is done by considering the number of e-folds

---

<sup>6</sup> From now on we drop the superscript ‘local’ and refer to the non-Gaussianity parameter as  $f_{\text{NL}}$ .



between an initial flat hypersurface  $\Sigma_*$  and a final uniform density hypersurface  $\Sigma$ . The difference in the number of e-folds between different local patches of the Universe then gives the curvature perturbation on the final hypersurface.

The flat slice  $\Sigma_*$  is defined at time  $t_*$ , which refers to the time when all the relevant modes have exited the horizon, i.e. time of horizon crossing. The amount of expansion (given in number of e-folds) from a point in  $\Sigma_*$  to another point in the uniform energy density slice  $\Sigma$  is then given by

$$N(t, \mathbf{x}) = \ln \left( \frac{\tilde{a}(t, \mathbf{x})}{a(t_*)} \right) , \quad (19)$$

with  $t$  being the time coordinate at the final slice. The  $\delta N$  formalism then relates the amount of expansion from a point in  $\Sigma_*$  to a point in  $\Sigma$  to the curvature perturbation  $\zeta(t, \mathbf{x})$  at the final slice  $\Sigma$  as [75]

$$\zeta(t, \mathbf{x}) = \delta N = N(t, \mathbf{x}) - N_0(t) , \quad (20)$$

where  $N_0(t) = \ln[a(t)/a(t_*)]$  is the unperturbed number of e-folds, i.e., the amount of expansion from  $\Sigma_*$  to a flat hypersurface  $\Sigma'$  that is tangent to  $\Sigma$  at the point  $(t, \mathbf{x})$ .

The number of e-folds  $N(t, \mathbf{x})$  is in general a function of the values of the field and field velocities at the initial slice  $\Sigma_*$ . Here, we assume that given a point in the uniform density slice  $\Sigma$ , there corresponds a unique point  $(t_*, \mathbf{x}_*)$  in  $\Sigma_*$  along the world-line of the cosmological fluid. Therefore, in general  $\delta N \equiv \delta N(\phi^a(t_*, \mathbf{x}_*), \dot{\phi}^a(t_*, \mathbf{x}_*); t)$ . Under certain assumptions, the field velocities can be expressed as functions of the values of the fields only. This is the case, for example, if the field trajectory follows a slow-roll attractor [75]. Another case of interest in which this happens is for rapid-turn attractors [58]. In those instances, the number of e-folds becomes a function in field space, instead of in phase space, and one has  $\delta N \equiv N(\phi^a(t_*, \mathbf{x}_*); t)$ . One can then expand it as series on the initial field perturbations at time  $t_*$  as

$$\delta N = N_a \delta \phi_*^a + \frac{1}{2} N_{ab} \delta \phi_*^a \delta \phi_*^b + \dots \quad (21)$$

with  $N_a = \nabla_a N|_*$ ,  $N_{ab} = \nabla_a \nabla_b N|_*$ , where the covariant derivatives are computed with respect to the field values at horizon exit, and  $\delta \phi^a(t_*, \mathbf{x}_*) \equiv \delta \phi_*^a$ . In the next section we use the  $\delta N$  formalism to compute two-point functions.

### 3.2. Two-point functions

We can now use the  $\delta N$  formalism to find the the curvature and isocurvature power spectra and their correlated cross spectrum, defined in Fourier space as

$$\begin{aligned}\langle \mathcal{R}_{\vec{k}_1} \mathcal{R}_{\vec{k}_2} \rangle &= (2\pi)^3 \delta^{(3)}(\vec{k}_1 + \vec{k}_2) P_{\mathcal{R}}(k_1) \\ \langle \mathcal{R}_{\vec{k}_1} \mathcal{S}_{\vec{k}_2} \rangle &= (2\pi)^3 \delta^{(3)}(\vec{k}_1 + \vec{k}_2) C_{\mathcal{RS}}(k_1) \\ \langle \mathcal{S}_{\vec{k}_1} \mathcal{S}_{\vec{k}_2} \rangle &= (2\pi)^3 \delta^{(3)}(\vec{k}_1 + \vec{k}_2) P_{\mathcal{S}}(k_1) ,\end{aligned}\tag{22}$$

with  $\mathcal{R}$  and  $\mathcal{S}$  denoting the comoving curvature perturbation and the isocurvature perturbation, respectively. These are related to the field perturbations in the kinematical basis as [49]

$$\mathcal{R} = \frac{\delta\phi_{\parallel}}{\sqrt{2\epsilon}} , \quad \mathcal{S} = \frac{\delta\phi_{\perp}}{\sqrt{2\epsilon}} .\tag{23}$$

At superhorizon scales,  $k \ll aH$ , the comoving curvature perturbation coincides with the curvature at uniform-density slices [81], i.e.,  $\mathcal{R} \xrightarrow{k \ll aH} \zeta$ , so we can use Eqs. (20) and (21) obtaining

$$\langle \mathcal{R}_{\vec{k}_1} \mathcal{R}_{\vec{k}_2} \rangle = \langle \zeta_{\vec{k}_1} \zeta_{\vec{k}_2} \rangle = N_a N_b \langle \delta\phi_{* \vec{k}_1}^a \delta\phi_{* \vec{k}_2}^b \rangle\tag{24}$$

to lowest order in the field perturbations. The power spectrum of field perturbations  $P_{\phi}^{*ab}$  at horizon crossing is defined as

$$\langle \delta\phi_{* \vec{k}_1}^a \delta\phi_{* \vec{k}_2}^b \rangle = (2\pi)^3 \delta^{(3)}(\vec{k}_1 + \vec{k}_2) P_{\phi}^{*ab}(k_1) ,\tag{25}$$

which can be plugged into Eq. (24) along with the definition of the curvature power spectrum in Eq. (22) to give

$$P_{\mathcal{R}}(k) = N_a N_b P_{\phi}^{*ab}(k) .\tag{26}$$

We can relate the power spectra defined in Eq. (22) to the power spectrum of field perturbations using the relations in Eq. (23) to obtain

$$\begin{aligned}\langle \mathcal{R}_{\vec{k}_1} \mathcal{R}_{\vec{k}_2} \rangle &= \frac{1}{2\epsilon} \langle \delta\phi_{\parallel \vec{k}_1} \delta\phi_{\parallel \vec{k}_2} \rangle \Rightarrow P_{\mathcal{R}*} = \frac{P_{\phi}^{*\parallel\parallel}}{2\epsilon_*} \\ \langle \mathcal{R}_{\vec{k}_1} \mathcal{S}_{\vec{k}_2} \rangle &= \frac{1}{2\epsilon} \langle \delta\phi_{\parallel \vec{k}_1} \delta\phi_{\perp \vec{k}_2} \rangle \Rightarrow C_{\mathcal{RS}*} = \frac{P_{\phi}^{*\parallel\perp}}{2\epsilon_*} \\ \langle \mathcal{S}_{\vec{k}_1} \mathcal{S}_{\vec{k}_2} \rangle &= \frac{1}{2\epsilon} \langle \delta\phi_{\perp \vec{k}_1} \delta\phi_{\perp \vec{k}_2} \rangle \Rightarrow P_{\mathcal{S}*} = \frac{P_{\phi}^{*\perp\perp}}{2\epsilon_*}\end{aligned}\tag{27}$$

where  $P_{\mathcal{R}*}$ ,  $C_{\mathcal{RS}*}$  and  $P_{\mathcal{S}*}$  are the power spectra and cross-correlation at the time of horizon crossing  $t_*$  and the projections of the power spectrum of field perturbations along the kinematical basis

vectors are given by  $P_\phi^{*|||} = e_{||a}e_{||b}P_\phi^{*ab}$ ,  $P_\phi^{*||\perp} = e_{||a}e_{\perp b}P_\phi^{*ab}$  and  $P_\phi^{*\perp\perp} = e_{\perp a}e_{\perp b}P_\phi^{*ab}$ . Ultimately, we are interested in the curvature and isocurvature power spectra and cross-correlations at the end of inflation. These can be expressed in terms of the power spectra at horizon crossing and the so-called transfer functions, defined as [48, 49]

$$\begin{pmatrix} \mathcal{R} \\ \mathcal{S} \end{pmatrix} = \begin{pmatrix} 1 & T_{\mathcal{RS}} \\ 0 & T_{\mathcal{SS}} \end{pmatrix} \begin{pmatrix} \mathcal{R}_* \\ \mathcal{S}_* \end{pmatrix} \quad (28)$$

with  $T_{\mathcal{RS}}$  describing the effect of isocurvature perturbations feeding curvature perturbations and  $T_{\mathcal{SS}}$  accounting for the decay/growth of isocurvature perturbations during the superhorizon evolution of the Universe. Note that Eq. (28) reflects the fact that, on superhorizon scales, curvature perturbations are conserved in the absence of isocurvature perturbations and that curvature perturbations cannot feed isocurvature perturbations. The two-point functions of perturbations at the end of inflation are then given by

$$\begin{aligned} \langle \mathcal{R}_{\vec{k}_1} \mathcal{R}_{\vec{k}_2} \rangle &= \langle \mathcal{R}_{*\vec{k}_1} \mathcal{R}_{*\vec{k}_2} \rangle + 2T_{\mathcal{RS}} \langle \mathcal{R}_{*\vec{k}_1} \mathcal{S}_{*\vec{k}_2} \rangle + T_{\mathcal{RS}}^2 \langle \mathcal{S}_{*\vec{k}_1} \mathcal{S}_{*\vec{k}_2} \rangle \\ \langle \mathcal{R}_{\vec{k}_1} \mathcal{S}_{\vec{k}_2} \rangle &= T_{\mathcal{SS}} \langle \mathcal{R}_{*\vec{k}_1} \mathcal{S}_{*\vec{k}_2} \rangle + T_{\mathcal{RS}} T_{\mathcal{SS}} \langle \mathcal{S}_{*\vec{k}_1} \mathcal{S}_{*\vec{k}_2} \rangle \\ \langle \mathcal{S}_{\vec{k}_1} \mathcal{S}_{\vec{k}_2} \rangle &= T_{\mathcal{SS}}^2 \langle \mathcal{S}_{*\vec{k}_1} \mathcal{S}_{*\vec{k}_2} \rangle \end{aligned} \quad (29)$$

which implies that the curvature power spectra can be expressed as

$$\begin{aligned} P_{\mathcal{R}} &= P_{\mathcal{R}*} + 2T_{\mathcal{RS}}C_{\mathcal{RS}*} + T_{\mathcal{RS}}^2 P_{\mathcal{S}*} \\ C_{\mathcal{RS}} &= T_{\mathcal{SS}}C_{\mathcal{RS}*} + T_{\mathcal{RS}}T_{\mathcal{SS}}P_{\mathcal{S}*} \\ P_{\mathcal{S}} &= T_{\mathcal{SS}}^2 P_{\mathcal{S}*} . \end{aligned} \quad (30)$$

The curvature power spectrum given in Eq. (30) can then be expressed in terms of the power spectra of field perturbations using the result in Eq. (27), which gives

$$P_{\mathcal{R}} = \frac{1}{2\epsilon_*} (P_\phi^{*|||} + 2T_{\mathcal{RS}}P_\phi^{*||\perp} + T_{\mathcal{RS}}^2 P_\phi^{*\perp\perp}) . \quad (31)$$

At the same time, Eq. (26) can be used to obtain

$$P_{\mathcal{R}} = N_{||}^2 P_\phi^{*|||} + 2N_{||}N_{\perp}P_\phi^{*||\perp} + N_{\perp}^2 P_\phi^{*\perp\perp} \quad (32)$$

where the components of the gradient of  $N$  are defined by the relation

$$N_a = N_{||}e_{||a} + N_{\perp}e_{\perp a} . \quad (33)$$

Comparing Eqs. (31) and (32) term by term, we get

$$N_{||} = \frac{1}{\sqrt{2\epsilon_*}} , \quad N_{\perp} = \frac{T_{\mathcal{RS}}}{\sqrt{2\epsilon_*}} . \quad (34)$$

It is convenient to define a unit vector  $e_{Na}$  along the direction of  $N_a$ ,

$$e_{Na} \stackrel{\text{def}}{=} \cos \Delta_N e_{\parallel a} + \sin \Delta_N e_{\perp a} , \quad (35)$$

where  $\Delta_N$  is *the correlation angle*, which is defined [46] by the relation

$$\tan \Delta_N = T_{RS} . \quad (36)$$

These definitions allow one to express the gradient of the number of e-folds as

$$N_a = \sqrt{\frac{1 + T_{RS}^2}{2\epsilon_*}} e_{Na} = \frac{e_{Na}}{\sqrt{2\epsilon_*} \cos \Delta_N} . \quad (37)$$

Using Eq. (37), the covariant second derivatives of  $N(t, \mathbf{x})$  can be written as

$$N_{ab} = \nabla_a N_b|_* = \frac{\nabla_a e_{Nb}|_*}{2\sqrt{2\epsilon_*} \cos \Delta_N} + \frac{N_a}{2} \left( -\frac{1}{2\epsilon_*} \nabla_b \epsilon + \sin \Delta_N \cos \Delta_N \nabla_b T_{RS} \right) \Big|_* . \quad (38)$$

It is worth noting that in a computation of non-Gaussianity using the  $\delta N$  formalism in the SRST approximation the first term in (38) projects out and does not contribute to the non-Gaussianity parameter. The reason is that it arises from the combination  $N_a N_b N^{ab}$  and appears in the form  $e_{Na} e_{Nb} \nabla^a e_N^b$  that gives zero as a product of two orthogonal vectors. However, when the cross-correlation spectrum is non-zero, it provides an additional contribution to the non-Gaussianity. We will show this in detail in the next section.

From the definition (35) one can compute the gradient of the normal unit vector

$$\nabla_a e_{Nb} = \cos \Delta_N (\cos^2 \Delta_N \nabla_a T_{RS} + \theta_a) (e_{\perp b} - T_{RS} e_{\parallel b}) , \quad (39)$$

where in the last step we defined the vector  $\theta^a$  as  $\nabla_a e_{\parallel b} \stackrel{\text{def}}{=} \theta_a e_{\perp b}$ , which in turn implies  $\nabla_a e_{\perp b} = -\theta_a e_{\parallel b}$ . One may find that  $\theta_a$  is given by

$$\theta^a = \frac{\eta_{\perp}}{(3 - \epsilon)^2} \tilde{M}^a{}_c e_{\parallel}^c - \left( \frac{1}{\sqrt{2\epsilon}} + \frac{\eta_{\parallel}}{(3 - \epsilon)^2} \right) \tilde{M}^a{}_c e_{\perp}^c . \quad (40)$$

Let us project now  $\theta^a$  into tangent and normal directions. Using (13),(16) and (17) we find

$$\theta_{\parallel} = \frac{\eta_{\perp}}{2\epsilon}, \quad \theta_{\perp} = \frac{\eta_{\perp}}{(3 - \epsilon)^2} \tilde{M}_{\perp\parallel} - \left( \frac{1}{\sqrt{2\epsilon}} + \frac{\eta_{\parallel}}{(3 - \epsilon)^2} \right) \tilde{M}_{\perp\perp} . \quad (41)$$

Having established the relations above, we can now proceed with the computation of the three-point functions.

### 3.3. Bispectrum of curvature perturbations

In this section, we turn our attention to the calculation of the three-point functions of curvature perturbations. The bispectrum of the curvature perturbation  $\zeta$  is defined via the three-point function

$$\langle \zeta_{\vec{k}_1} \zeta_{\vec{k}_2} \zeta_{\vec{k}_3} \rangle = (2\pi)^3 \delta^{(3)}(\vec{k}_1 + \vec{k}_2 + \vec{k}_3) B_\zeta(k_1, k_2, k_3) . \quad (42)$$

The curvature perturbation and its deviation from Gaussianity on superhorizon scales can be written as a local function of position, i.e. locally in real space, in the form

$$\zeta(x) = \zeta_g(x) - \frac{3}{5} f_{\text{NL}}^{\text{loc}} (\zeta_g(x)^2 - \langle \zeta_g^2(x) \rangle) , \quad (43)$$

where *the non-Gaussianity parameter*  $f_{\text{NL}}^{\text{loc}}$  is a constant parameter that encodes the deviation from Gaussianity and  $\zeta_g(x)$  being Gaussian. In this case the bispectrum is called ‘*local*’ as it appears to be of the ‘*local form*’

$$B_\zeta^{\text{loc}}(k_1, k_2, k_3) = \frac{6}{5} f_{\text{NL}}^{\text{loc}} \left( P_{\mathcal{R}}(k_1) P_{\mathcal{R}}(k_2) + (\vec{k} \text{ cyclic perms}) \right) , \quad (44)$$

where  $(\vec{k} \text{ cyclic perms})$  represent terms with the momenta  $\vec{k}_i$  permuted cyclically. In the case of scale-invariant power spectra the bispectrum further reduces to the ‘*local shape*’

$$B_\zeta^{\text{loc}}(k_1, k_2, k_3) \propto f_{\text{NL}}^{\text{loc}} \left( \frac{1}{k_1^3 k_2^3} + (\vec{k} \text{ cyclic perms}) \right) . \quad (45)$$

More general forms of curvature perturbation,  $\zeta$ , can also give rise the bispectrum of the local form (44). In general, however, the bispectrum can be defined as the sum over all shapes

$$B_\zeta(k_1, k_2, k_3) \propto \sum_{\text{type}} f_{\text{NL}}^{\text{type}} S_{\text{type}}(k_1, k_2, k_3) , \quad (46)$$

with  $S_{\text{type}}(k_1, k_2, k_3)$  called *the shape function*. The shape function sets the size of non-Gaussianity as a function of the triangle formed by the three-momenta  $(\vec{k}_1, \vec{k}_2, \vec{k}_3)$  and encodes information about specific dynamics that produces non-Gaussianity [82].

In this work we quantify the amount of non-Gaussianity by the parameter

$$- \frac{6}{5} f_{\text{NL}} \stackrel{\text{def}}{=} \frac{B_\zeta(k_1, k_2, k_3)}{P_{\mathcal{R}}(k_1) P_{\mathcal{R}}(k_2) + (\vec{k} \text{ cyclic perms})} \quad (47)$$

and drop the superscript ‘loc’ from now on to highlight that the parameter  $f_{\text{NL}}$  generally depends on details of the shape function and acquires a scale dependence. A scale dependence happens due to the non-linear evolution of initially Gaussian fluctuations after horizon crossing and/or

when Gaussian fields constituting the system have different scale dependence [83]. When the non-Gaussianity is generated by local interactions on superhorizon scales, i.e. the bispectrum has a local form of Eq. (44),  $f_{\text{NL}}$  from Eq. (47) reduces to  $f_{\text{NL}}^{\text{loc}}$  that is just a number.

To lowest order in the expansion on field perturbations, the three-point functions of curvature perturbations are given by

$$\left\langle \mathcal{R}_{\vec{k}_1} \mathcal{R}_{\vec{k}_2} \mathcal{R}_{\vec{k}_3} \right\rangle^{(3)} = \left\langle \zeta_{\vec{k}_1} \zeta_{\vec{k}_2} \zeta_{\vec{k}_3} \right\rangle^{(3)} = N_a N_b N_c \left\langle \delta\phi_{*\vec{k}_1}^a \delta\phi_{*\vec{k}_2}^b \delta\phi_{*\vec{k}_3}^c \right\rangle, \quad (48)$$

where we used the  $\delta N$  formalism expression given in Eq. (21) to lowest order in the expansion. The three-point function  $\left\langle \delta\phi_{*\vec{k}_1}^a \delta\phi_{*\vec{k}_2}^b \delta\phi_{*\vec{k}_3}^c \right\rangle$  accounts for non-Gaussianities generated around horizon crossing, when some of the relevant modes were still evolving inside the horizon. In this work, we focus on the non-linear evolution of field perturbations on superhorizon scales and how it can lead to new types of non-Gaussianity in rapid-turn models. For that, we make use of the  $\delta N$  Formalism, which only captures the non-linear classical evolution well after horizon crossing. The contribution from (48), on the other hand, depends on the quantities  $\left\langle \delta\phi_{*\vec{k}_1}^a \delta\phi_{*\vec{k}_2}^b \delta\phi_{*\vec{k}_3}^c \right\rangle$ , which are determined by the subhorizon evolution of perturbations. Hence, the computation of the non-Gaussianity arising from the contribution described in Eq. (48) is beyond the scope of this study. We will, however, get back to discussing the contribution from this term later in Sec. 4.

The next-to-leading order term is given by

$$\left\langle \mathcal{R}_{\vec{k}_1} \mathcal{R}_{\vec{k}_2} \mathcal{R}_{\vec{k}_3} \right\rangle^{(4)} = \frac{1}{2} N_a N_b N_{cd} \left\langle \delta\phi_{*\vec{k}_1}^a \delta\phi_{*\vec{k}_2}^b \left( \delta\phi_{*}^c * \delta\phi_{*}^d \right)_{\vec{k}_3} \right\rangle + (\vec{k} \text{ cyclic perms}), \quad (49)$$

where  $*$  denotes a convolution, i.e.,

$$\left( \delta\phi_{*}^c * \delta\phi_{*}^d \right)_{\vec{k}_3} = \int \frac{d^3 k}{(2\pi)^3} \delta\phi_{*\vec{k}}^c \delta\phi_{*\vec{k}_3 - \vec{k}}^d. \quad (50)$$

Considering that field perturbations are approximately Gaussian at horizon crossing, we can use Wick's theorem to obtain

$$\left\langle \delta\phi_{*\vec{k}_1}^a \delta\phi_{*\vec{k}_2}^b \left( \delta\phi_{*}^c * \delta\phi_{*}^d \right)_{\vec{k}_3} \right\rangle = (2\pi)^3 \delta^{(3)}(\vec{k}_1 + \vec{k}_2 + \vec{k}_3) N_a N_b N_{cd} \left[ P_{\phi}^{*ac}(k_1) P_{\phi}^{*bd}(k_2) + (\vec{k} \text{ cyclic perms}) \right], \quad (51)$$

which gives a bispectrum of the local form

$$B_{\zeta}^{(4)}(k_1, k_2, k_3) = N_a N_b N_{cd} \left[ P_{\phi}^{*ac}(k_1) P_{\phi}^{*bd}(k_2) + (\vec{k} \text{ cyclic perms}) \right]. \quad (52)$$

Taking  $B_{\zeta}(k_1, k_2, k_3) \approx B_{\zeta}^{(3)}(k_1, k_2, k_3) + B_{\zeta}^{(4)}(k_1, k_2, k_3)$ , with  $B_{\zeta}^{(3)}(k_1, k_2, k_3)$  defined by Eq. (42), but with the three-point function replaced by the lowest order contribution in Eq. (48). We then

use Eq. (26) to get

$$-\frac{6}{5}f_{\text{NL}} \approx -\frac{6}{5}f_{\text{NL}}^{(3)} - \frac{6}{5}f_{\text{NL}}^{(4)} \quad (53)$$

with

$$-\frac{6}{5}f_{\text{NL}}^{(4)} = \frac{N_a N_b N_{cd} \left[ P_\phi^{*ac}(k_1) P_\phi^{*bd}(k_2) + (\vec{k} \text{ cyclic perms}) \right]}{N_e N_f N_g N_h \left[ P_\phi^{*ef}(k_1) P_\phi^{*gh}(k_2) + (\vec{k} \text{ cyclic perms}) \right]} \stackrel{\text{def}}{=} \frac{N_a N_b N_{cd} K^{abcd}(k_1, k_2, k_3)}{N_e N_f N_g N_h K^{efgh}(k_1, k_2, k_3)}, \quad (54)$$

where we defined

$$K^{abcd}(k_1, k_2, k_3) = P_\phi^{*ac}(k_1) P_\phi^{*bd}(k_2) + (\vec{k} \text{ cyclic perms}), \quad (55)$$

and  $f_{\text{NL}}^{(3)}$  is given by Eq. (47), but with  $B_\zeta^{(3)}(k_1, k_2, k_3)$  instead of  $B_\zeta(k_1, k_2, k_3)$ .

Note that the quantity  $K^{abcd}(k_1, k_2, k_3)$  defined in Eq. (55) only depends on the two-point functions of field perturbations at the time of horizon crossing  $t_*$ . We can consider these quantities as initial conditions to the subsequent evolution with all modes outside of the horizon. These quantities can be calculated numerically by tracking the evolution of modes inside the horizon and during horizon exit, and in some cases it is possible to determine  $K^{abcd}(k_1, k_2, k_3)$  analytically. The clearest example of that is for the case of two light non-interacting fields. In that case,  $P_\phi^{*ab}(k) = P_\phi^*(k) G^{ab}$  with the two-point function of massless scalar fields  $P_\phi^*(k) = H_*^2/2k^3$  and one gets

$$K^{abcd}(k_1, k_2, k_3) = G^{ac} G^{bd} \left( P_\phi^*(k_1) P_\phi^*(k_2) + (\vec{k} \text{ cyclic perms}) \right) \Rightarrow -\frac{6}{5}f_{\text{NL}}^{(4)} = \frac{N_a N_b N^{ab}}{(N_c N^c)^2}, \quad (56)$$

which is an expression for the parameter  $f_{\text{NL}}$  that is widely used in the literature.

The expression in Eq. (54), however, being more general, can account for cases in which the fields have arbitrary masses and non-trivial interactions during horizon crossing, which is not captured by the simple expression in Eq. (56). Indeed, it follows the non-Gaussianity parameter in Eq. (54) is in general depends on the shape of the triangle  $(\vec{k}_1, \vec{k}_2, \vec{k}_3)$  and acquires a scale dependence. We will discuss some of these aspects in the following sections.

More intuitively, the quantity  $K^{abcd}(k_1, k_2, k_3)$  can be written in the kinematical basis. Using the relations in Eq. (27), one may find

$$\begin{aligned} K^{\parallel\parallel\parallel\parallel}(k_1, k_2, k_3) &= (2\epsilon_*)^2 \left( P_{\mathcal{R}*}(k_1) P_{\mathcal{R}*}(k_2) + (\vec{k} \text{ cyclic perms}) \right), \\ K^{\parallel\parallel\parallel\perp}(k_1, k_2, k_3) &= (2\epsilon_*)^2 \left( P_{\mathcal{R}*}(k_1) C_{\mathcal{RS}*}(k_2) + (\vec{k} \text{ cyclic perms}) \right), \end{aligned} \quad (57)$$

and so on.

### 3.4. Non-Gaussianity via power spectrum at horizon crossing

The non-Gaussianity parameter in its general form, as presented in (54), is somewhat implicit. To gain further insight into the new contributions, let us analyze it in detail. Our goal is to express Eq. (54) in terms of background quantities, correlators at horizon crossing and transfer functions in order to obtain an analytical understanding of this equation and non-Gaussianity generation in rapid-turn attractor models.

If the expression for the number of e-folds  $N(\phi^a)$  is known in terms of background quantities, one may explicitly insert the known expressions for  $N_a$  and  $N_{ab}$  into (54) and find the value of  $f_{\text{NL}}^{(4)}$ . In the absence of such explicit expression, it is convenient to use the equations relating  $N_a$  and  $N_{ab}$  to the transfer function  $T_{\mathcal{RS}}$  obtained in Eqs. (33) and (38), respectively. These can be used, along with Eqs. (39) and (40) to find an expression for the non-Gaussianity parameter in Eq. (54). We find the result to be rather cumbersome and full expressions are shown in Appendix A, Eq. (A1). Here we show it in the schematic form

$$\begin{aligned}
N_a N_b N_{cd} K^{abcd}(k_1, k_2, k_3) = & a_1 \mathcal{P}_{\mathcal{R}_*}(k_1) \mathcal{P}_{\mathcal{R}_*}(k_2) + a_2 \mathcal{P}_{\mathcal{S}_*}(k_1) \mathcal{P}_{\mathcal{S}_*}(k_2) + a_3 \mathcal{C}_{\mathcal{RS}_*}(k_1) \mathcal{C}_{\mathcal{RS}_*}(k_2) \\
& + a_4 \mathcal{P}_{\mathcal{R}_*}(k_1) \mathcal{P}_{\mathcal{S}_*}(k_2) + a_5 \mathcal{P}_{\mathcal{S}_*}(k_1) \mathcal{P}_{\mathcal{R}_*}(k_2) + a_6 \mathcal{C}_{\mathcal{RS}_*}(k_1) \mathcal{P}_{\mathcal{R}_*}(k_2) \\
& + a_7 \mathcal{P}_{\mathcal{R}_*}(k_1) \mathcal{C}_{\mathcal{RS}_*}(k_2) + a_8 \mathcal{C}_{\mathcal{RS}_*}(k_1) \mathcal{P}_{\mathcal{S}_*}(k_2) + a_9 \mathcal{P}_{\mathcal{S}_*}(k_1) \mathcal{C}_{\mathcal{RS}_*}(k_2) \\
& + (\vec{k} \text{ cyclic perms}),
\end{aligned} \tag{58}$$

where coefficients  $a_i$  are functions of background quantities and  $T_{\mathcal{RS}}$ . Similarly, one can compute the denominator of (54) to obtain

$$\begin{aligned}
N_e N_f N_g N_h K^{efgh}(k_1, k_2, k_3) = \\
(P_{\mathcal{R}_*}(k_1) + 2T_{\mathcal{RS}} \mathcal{C}_{\mathcal{RS}_*}(k_1) + T_{\mathcal{RS}}^2 \mathcal{P}_{\mathcal{S}_*}(k_1)) (P_{\mathcal{R}_*}(k_2) + 2T_{\mathcal{RS}} \mathcal{C}_{\mathcal{RS}_*}(k_2) + T_{\mathcal{RS}}^2 \mathcal{P}_{\mathcal{S}_*}(k_2)) \\
+ (\vec{k} \text{ cyclic perms}).
\end{aligned} \tag{59}$$

The result above can also be obtained using the denominator of the form (47) with  $P_{\mathcal{R}}$  expressed via power spectrum at horizon crossing using (30). Clearly, Eq. (59) can be written in the same form as (58) but with some other coefficients  $b_i$  instead of  $a_i$ , that however have explicit dependence only on the transfer function  $T_{\mathcal{RS}}$ . After dividing numerator by denominator we see that, in general, the resulting  $f_{\text{NL}}$  is scale dependent.

To make further progress in analysis, we assume a scale-invariant power spectrum of perturbations at horizon crossing. This allows us to set  $P_{\mathcal{R}_*}(k) = P_{\mathcal{R}_*}$ ,  $\mathcal{P}_{\mathcal{S}_*}(k) = \mathcal{P}_{\mathcal{S}_*}$ ,  $\mathcal{C}_{\mathcal{RS}_*}(k) = \mathcal{C}_{\mathcal{RS}_*}$ , however keeping all power spectra to be distinct from each other, i.e.  $P_{\mathcal{R}_*} \neq \mathcal{P}_{\mathcal{S}_*} \neq \mathcal{C}_{\mathcal{RS}_*}$ . Note that



$k_*$  dependence remains present via the horizon crossing time  $t_*$  and the relation  $k_* = a(t_*)H(t_*)$ . It is worth pointing out that in the derivation of commonly used  $\delta N$  formula (56) it is implicitly assumed that the horizon crossing time of wavenumbers  $k_1, k_2, k_3$  is identified with a single time  $t_*$ . This corresponds to a near-equilateral momentum regime with  $k_1 \approx k_2 \approx k_3$ . A mild hierarchy between the scales  $|\log k_1/k_3| \sim \mathcal{O}(1)$  was considered in [83, 84], which is sometimes referred as the mild squeezing regime. In this case the scale dependence of  $f_{\text{NL}}$  was shown to be first order in slow-roll [83]. In order to account for a highly squeezed momentum configuration  $k_1 \ll k_2 \approx k_3$  one needs to take into account very different horizon exit times  $t_1 \ll t_2 \approx t_3$ . In [85] this was discussed in detail and  $\delta N$  expressions were extended in order to allow for multiple horizon crossing times. It was found that for some models there is a correction at a level of 20% in the highly squeezed limit compared to expressions in the mildly squeezed limit. As a first step, in our computation we adopt the assumption of single horizon crossing time  $t_*$  and leave extensive investigation of scale and shape dependence for forthcoming work.

It is convenient to introduce parameters that encode relative magnitudes of power spectra. Let us define the ratios of isocurvature to curvature perturbations  $\alpha_*$  and the cross-correlation ratio  $\beta_*$  at horizon crossing as

$$\alpha_* \equiv \frac{\mathcal{P}_{\mathcal{S}_*}}{\mathcal{P}_{\mathcal{R}_*}}, \quad \beta_* \equiv \frac{\mathcal{C}_{\mathcal{RS}_*}}{\sqrt{\mathcal{P}_{\mathcal{R}_*}\mathcal{P}_{\mathcal{S}_*}}}. \quad (60)$$

where the cross-correlation ratio is defined similarly as in [86]. Now, after dividing (A1) by (59) with a scale-invariant assumption for power spectra and expressing it in terms of  $\alpha_*$  and  $\beta_*$  via (60), we obtain the following result

$$\begin{aligned} -\frac{6}{5}f_{\text{NL}}^{(4)} = & \frac{\sqrt{2\epsilon_*}}{(1 + 2\beta_*\sqrt{\alpha_*}T_{\mathcal{RS}} + \alpha_*T_{\mathcal{RS}}^2)^2} \left[ -\frac{(\nabla\epsilon)_{\parallel*}}{2\epsilon_*}(1 + \beta_*\sqrt{\alpha_*}T_{\mathcal{RS}})(1 + 2\beta_*\sqrt{\alpha_*}T_{\mathcal{RS}} + \alpha_*T_{\mathcal{RS}}^2) + \right. \\ & (\nabla T_{\mathcal{RS}})_{\parallel*}(\beta_*\sqrt{\alpha_*} + \alpha_*T_{\mathcal{RS}})(1 + \beta_*\sqrt{\alpha_*}T_{\mathcal{RS}}) - \frac{(\nabla\epsilon)_{\perp*}}{2\epsilon_*}(\beta_*\sqrt{\alpha_*} + \alpha_*T_{\mathcal{RS}})(1 + 2\beta_*\sqrt{\alpha_*}T_{\mathcal{RS}} + \alpha_*T_{\mathcal{RS}}^2) + \\ & (\nabla T_{\mathcal{RS}})_{\perp*}(\beta_*\sqrt{\alpha_*} + \alpha_*T_{\mathcal{RS}})^2 - \\ & \left. (-\beta_*\sqrt{\alpha_*} + T_{\mathcal{RS}}(1 - \alpha_* + \beta_*\sqrt{\alpha_*}T_{\mathcal{RS}}))(\theta_{\parallel*}(1 + \beta_*\sqrt{\alpha_*}T_{\mathcal{RS}}) + \theta_{\perp*}(\beta_*\sqrt{\alpha_*} + \alpha_*T_{\mathcal{RS}})) \right]. \quad (61) \end{aligned}$$

To make the final formula more intuitive, let us separate the power spectrum quantities from background ones and combine terms that are proportional to the turn-rate, speed up rate and components of background mass matrix. In order to do that, we use (17) and (41) and obtain the

final expression for  $f_{\text{NL}}$  in the form

$$-\frac{6}{5}f_{\text{NL}}^{(4)} = \sqrt{2\epsilon_*}(\nabla T_{\mathcal{RS}})_{\parallel*}I_{1*} + \sqrt{2\epsilon_*}(\nabla T_{\mathcal{RS}})_{\perp*}I_{2*} - \frac{\eta_{\parallel*}}{\sqrt{2\epsilon_*}}I_{3*} - \frac{\eta_{\perp*}}{\sqrt{2\epsilon_*}}I_{4*} \\ + \left( \tilde{M}_{\perp\perp*} + \frac{\sqrt{2\epsilon_*}}{(3-\epsilon_*)^2} \left( \eta_{\parallel*}\tilde{M}_{\perp\perp*} - \eta_{\perp*}\tilde{M}_{\perp\parallel*} \right) \right) I_{5*} + \tilde{M}_{\perp\parallel*}I_{6*}. \quad (62)$$

Please, note that the formula is exact and does not rely on the slow-roll approximation. The coefficients  $I_i$  depend on time through  $T_{\mathcal{RS}}$  and are given by

$$I_{1*} = \frac{(\beta_*\sqrt{\alpha_*} + \alpha_*T_{\mathcal{RS}})(1 + \beta_*\sqrt{\alpha_*}T_{\mathcal{RS}})}{(1 + 2\beta_*\sqrt{\alpha_*}T_{\mathcal{RS}} + \alpha_*T_{\mathcal{RS}}^2)^2}, \\ I_{2*} = \frac{(\beta_*\sqrt{\alpha_*} + \alpha_*T_{\mathcal{RS}})^2}{(1 + 2\beta_*\sqrt{\alpha_*}T_{\mathcal{RS}} + \alpha_*T_{\mathcal{RS}}^2)^2}, \\ I_{3*} = \frac{(1 + \beta_*\sqrt{\alpha_*}T_{\mathcal{RS}})}{(1 + 2\beta_*\sqrt{\alpha_*}T_{\mathcal{RS}} + \alpha_*T_{\mathcal{RS}}^2)}, \\ I_{4*} = \frac{(1 + \beta_*\sqrt{\alpha_*}T_{\mathcal{RS}})(-\beta_*\sqrt{\alpha_*} + T_{\mathcal{RS}}(1 - \alpha_* + \beta_*\sqrt{\alpha_*}T_{\mathcal{RS}}))}{(1 + 2\beta_*\sqrt{\alpha_*}T_{\mathcal{RS}} + \alpha_*T_{\mathcal{RS}}^2)^2}, \\ I_{5*} = \frac{(\beta_*\sqrt{\alpha_*} + \alpha_*T_{\mathcal{RS}})(-\beta_*\sqrt{\alpha_*} + T_{\mathcal{RS}}(1 - \alpha_* + \beta_*\sqrt{\alpha_*}T_{\mathcal{RS}}))}{(1 + 2\beta_*\sqrt{\alpha_*}T_{\mathcal{RS}} + \alpha_*T_{\mathcal{RS}}^2)^2}, \\ I_{6*} = \frac{(\beta_*\sqrt{\alpha_*} + \alpha_*T_{\mathcal{RS}})}{(1 + 2\beta_*\sqrt{\alpha_*}T_{\mathcal{RS}} + \alpha_*T_{\mathcal{RS}}^2)}. \quad (63)$$

On Figure 1 we show the dependence of coefficients  $I_i$  on  $\alpha_*$  and  $\beta_*$  for different values of the transfer function  $T_{\mathcal{RS}}$ .

### 3.5. Comparison with SRST approximation

Let us now compare our result of the non-Gaussianity parameter with the one obtained in SRST approximation in [46]. In order to do that, we set  $\mathcal{C}_{\mathcal{RS}*} = 0$ ,  $\mathcal{P}_{\mathcal{R}*} = \mathcal{P}_{\mathcal{S}*}$  as in [46]. This implies  $\alpha_* = 1$  and  $\beta_* = 0$ , which we insert into the expression (61) in order to get

$$-\frac{6}{5}f_{\text{NL}}^{(\text{SRST})} = \sqrt{2\epsilon_*} \left[ \cos \Delta_N^2 \left( -\frac{(\nabla\epsilon)_{\parallel*}}{2\epsilon_*} + \sin \Delta_N \cos \Delta_N (\nabla T_{\mathcal{RS}})_{\parallel*} \right) \right. \\ \left. + \sin \Delta_N \cos \Delta_N \left( -\frac{(\nabla\epsilon)_{\perp*}}{2\epsilon_*} + \sin \Delta_N \cos \Delta_N (\nabla T_{\mathcal{RS}})_{\perp*} \right) \right], \quad (64)$$

where we used the definition of the correlation angle (36) and re-expressed transfer functions in terms of  $\Delta_N$ . We see that this result is exactly of the same form as the one obtained in [46]. An implicit difference is, however, contained in the term  $(\nabla\epsilon)_{\perp*}/\sqrt{2\epsilon_*} = -\tilde{M}_{\perp\parallel*}$ . In the case of the SRST approximation, one has  $\tilde{M}_{\perp\parallel*} = M_{\perp\parallel*} = M_{\parallel\perp*} \approx -\eta_{\perp*}/\sqrt{2\epsilon_*} \ll 1$ , making this contribution negligible if one looks for  $\mathcal{O}(1)$  non-Gaussianity. On the other hand, for rapid-turn models, the matrix component  $\tilde{M}_{\perp\parallel*}$  can be significant and potentially generate large non-Gaussianity. As pointed

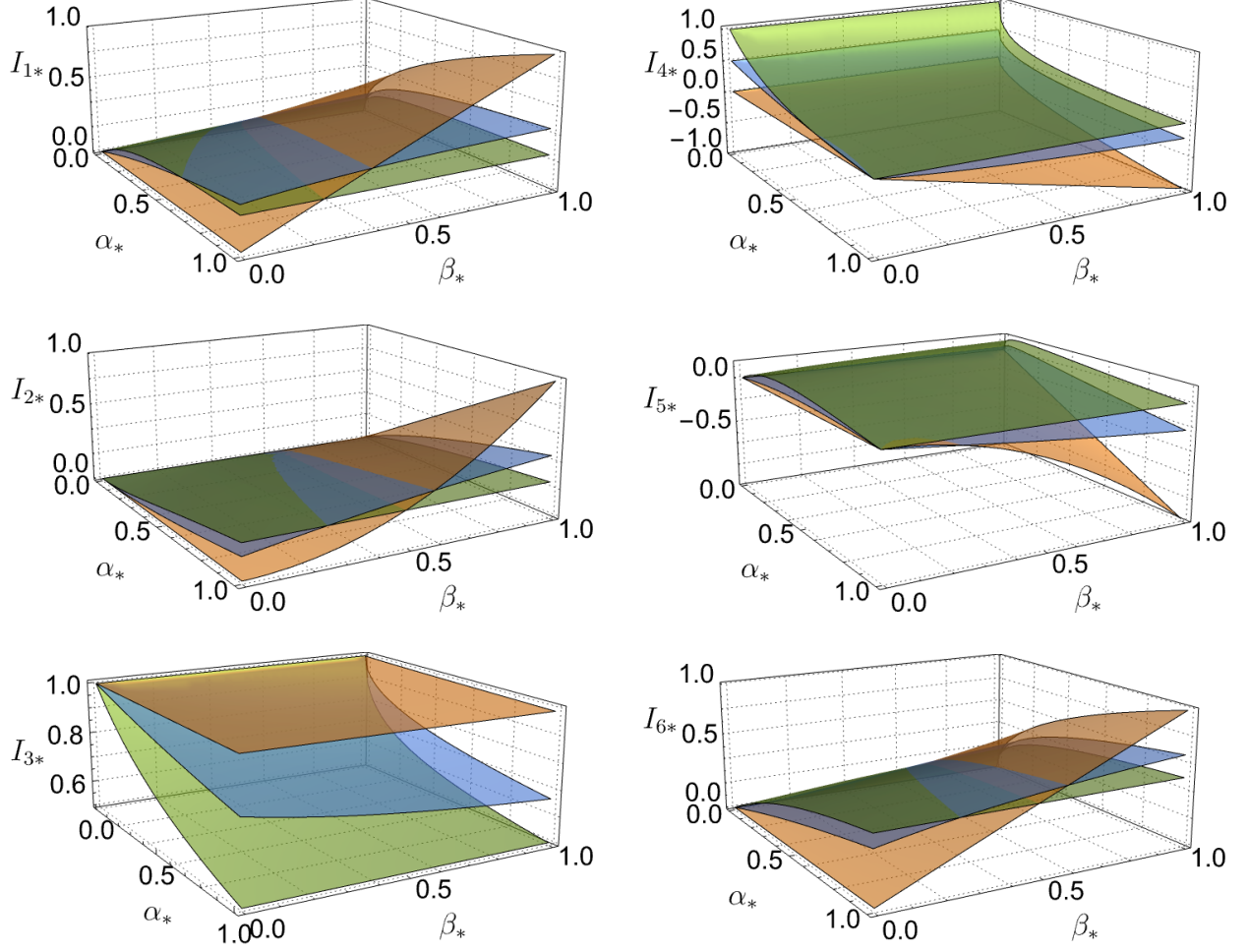


FIG. 1: 3D plots for the coefficients  $I_{i*}$  at horizon crossing and their dependence on  $\alpha_* = P_{S*}/P_{\mathcal{R}*}$  and  $\beta_* = C_{\mathcal{R}S*}/\sqrt{P_{\mathcal{R}*}P_{S*}}$  for  $T_{\mathcal{R}S} = 0.01, 0.5, 1$  (brown, blue and green surfaces respectively).

out in [46], the term containing  $(\nabla T_{\mathcal{R}S})_{\perp*}$  can also lead to large non-Gaussianities, in particular when the sourcing of curvature perturbations from isocurvature perturbations is highly sensitive to initial conditions of the inflationary trajectory. This term can be expressed via background quantities and transfer functions in some analytically solvable models as was shown in [46].

### 3.6. Non-Gaussianity via power spectrum at the end of inflation

In this section we will follow the same steps as in Section 3.4 in order to obtain the non-Gaussianity parameter via the power spectra evaluated at the end of inflation. Specifically, we express the power spectra at horizon crossing via the power spectra at the end of inflation using (30) and, together with  $N_a$  and  $N_{ab}$  from Eqs. (33) and (38), insert into the general formula (54).

The resulting numerator is of the form

$$N_a N_b N_{cd} K^{abcd}(k_1, k_2, k_3) = \quad (65)$$

$$c_1 P_{\mathcal{R}}(k_1) P_{\mathcal{R}}(k_2) + c_2 C_{\mathcal{RS}}(k_1) C_{\mathcal{RS}}(k_2) + c_3 P_{\mathcal{R}}(k_1) C_{\mathcal{RS}}(k_2) + c_4 C_{\mathcal{RS}}(k_1) P_{\mathcal{R}}(k_2) + (\vec{k} \text{ cyclic perms}),$$

where coefficients  $c_i$  are functions of background quantities,  $T_{\mathcal{RS}}$  and  $T_{\mathcal{SS}}$ . One can see that in (65) there is no explicit dependence on  $P_{\mathcal{S}}(k)$ , however the presence of isocurvature perturbations is implicitly encoded via  $T_{\mathcal{SS}}$  as we will see below. The denominator at the end of inflation is given by the definition (47) as the permutation

$$N_e N_f N_g N_h K^{efgh}(k_1, k_2, k_3) = P_{\mathcal{R}}(k_1) P_{\mathcal{R}}(k_2) + (\vec{k} \text{ cyclic perms}). \quad (66)$$

Therefore, taking the ratio of (65) to (66), we find that an overall structure of the non-Gaussianity parameter is of the form

$$-\frac{6}{5} f_{\text{NL}}^{(4)}(k_1, k_2, k_3) = \sum_{IJ} f_{\text{NL}}^{IJ} \frac{\tilde{\mathcal{P}}^I(k_1) \tilde{\mathcal{P}}^J(k_2) + (\vec{k} \text{ cyclic perms})}{P_{\mathcal{R}}(k_1) P_{\mathcal{R}}(k_2) + (\vec{k} \text{ cyclic perms})}, \quad (67)$$

with  $I, J = \mathcal{R}, \mathcal{C}$  and  $\tilde{\mathcal{P}}^{\mathcal{R}}(k) = P_{\mathcal{R}}(k)$ ,  $\tilde{\mathcal{P}}^{\mathcal{C}}(k) = C_{\mathcal{RS}}(k)$ . From the full expression given in equation (A2) in Appendix, we find the components  $f_{\text{NL}}^{IJ}$  explicitly as

$$f_{\text{NL}}^{\mathcal{RR}} = \sqrt{2\epsilon_*} \left[ -\frac{(\nabla\epsilon)_{\parallel*}}{2\epsilon_*} - \theta_{\parallel*} T_{\mathcal{RS}} \right], \quad (68)$$

$$f_{\text{NL}}^{\mathcal{CC}} = \frac{\sqrt{2\epsilon_*}}{T_{\mathcal{SS}}^2} \left[ (1 + T_{\mathcal{RS}}^2)(\theta_{\perp*} - T_{\mathcal{RS}}\theta_{\parallel*}) + ((\nabla T_{\mathcal{RS}})_{\perp*} - T_{\mathcal{RS}}(\nabla T_{\mathcal{RS}})_{\parallel*}) \right], \quad (69)$$

$$f_{\text{NL}}^{\mathcal{RC}} = \frac{\sqrt{2\epsilon_*}}{T_{\mathcal{SS}}} \left[ \theta_{\parallel*}(1 + T_{\mathcal{RS}}^2) + (\nabla T_{\mathcal{RS}})_{\parallel*} \right], \quad (70)$$

$$f_{\text{NL}}^{\mathcal{CR}} = \frac{\sqrt{2\epsilon_*}}{T_{\mathcal{SS}}} \left[ -\frac{(\nabla\epsilon)_{\perp*} - (\nabla\epsilon)_{\parallel*} T_{\mathcal{RS}}}{2\epsilon} - T_{\mathcal{RS}}(\theta_{\perp*} - \theta_{\parallel*} T_{\mathcal{RS}}) \right]. \quad (71)$$

One can see that when  $\tilde{\mathcal{P}}^I(k)$  and  $\tilde{\mathcal{P}}^J(k)$  have a distinct scale dependence, the resulting non-Gaussianity parameter in Eq. (67) also acquires a scale dependence. In addition, this parameter also depends on the shape functions of the  $\mathcal{CC}$ ,  $\mathcal{CR}$ ,  $\mathcal{RC}$  contributions. Here only the contribution  $f_{\text{NL}}^{\mathcal{RR}}$  is local in the sense described in Section 3.3. Setting the cross-correlation to zero eliminates the scale and shape dependence of the non-Gaussianity parameter and reduces it to the one obtained in SRST approximation.

To proceed further, as before, we assume scale-invariant power spectrum of perturbations at the end of inflation, i.e. taking  $P_{\mathcal{R}}(k) = P_{\mathcal{R}}$ ,  $P_{\mathcal{S}}(k) = P_{\mathcal{S}}$ ,  $C_{\mathcal{RS}}(k) = C_{\mathcal{RS}}$ , with  $P_{\mathcal{R}} \neq P_{\mathcal{S}} \neq C_{\mathcal{RS}}$ . In this case we find that the resulting non-Gaussianity parameter at the end of inflation may be

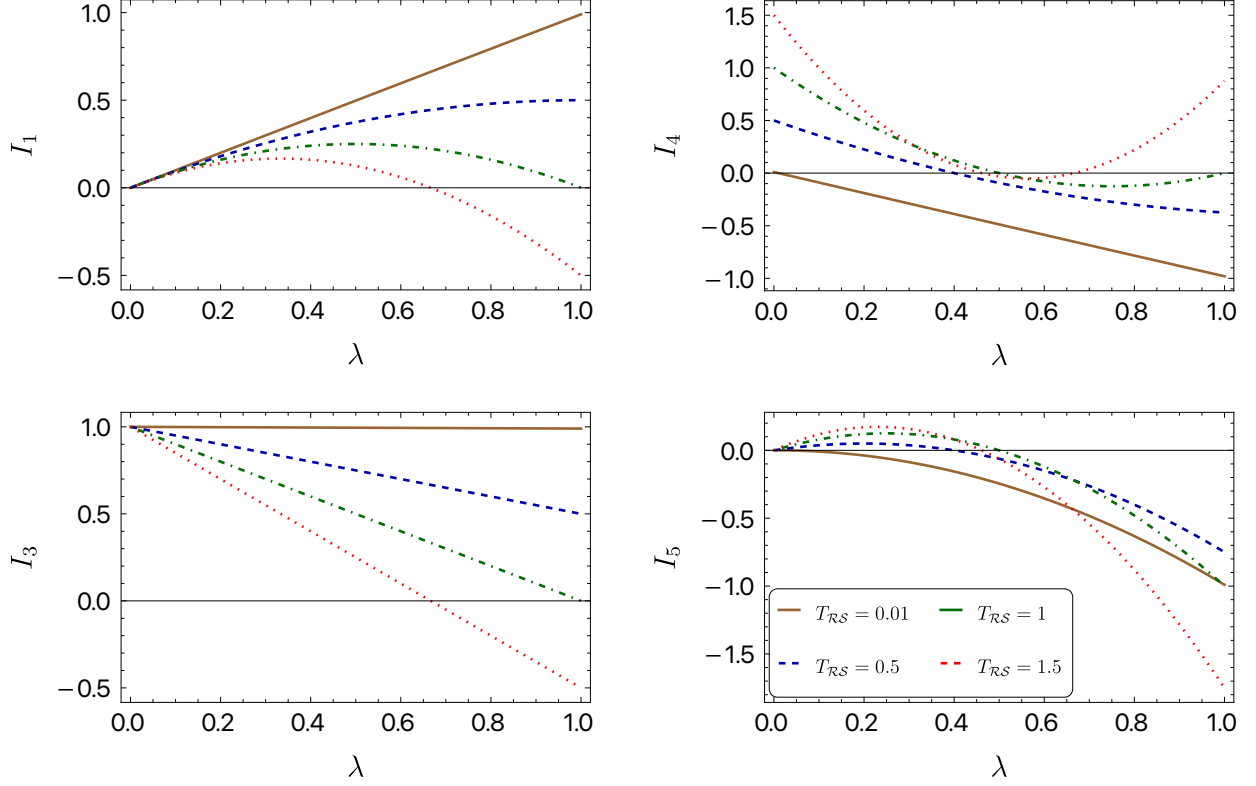


FIG. 2: Coefficients  $I_1$ ,  $I_3$ ,  $I_4$ ,  $I_5$  and their dependence on the parameter  $\lambda$  for different values of the transfer function at the end of inflation  $T_{\mathcal{RS}} = 0.01, 0.5, 1, 1.5$  (brown solid, blue dashed, green dot-dashed and red dotted respectively). Coefficients  $I_2$  and  $I_6$  do not depend on  $T_{\mathcal{RS}}$  and grow quadratically and linearly (respectively) with  $\lambda$ , hence we omit those plots here.

parameterized similarly as in Section 3.4

$$\begin{aligned}
 -\frac{6}{5}f_{\text{NL}}^{(4)} = & \sqrt{2\epsilon_*}(\nabla T_{\mathcal{RS}})_{\parallel*}I_1 + \sqrt{2\epsilon_*}(\nabla T_{\mathcal{RS}})_{\perp*}I_2 - \frac{\eta_{\parallel*}}{\sqrt{2\epsilon_*}}I_3 - \frac{\eta_{\perp*}}{\sqrt{2\epsilon_*}}I_4 \\
 & + \left( \tilde{M}_{\perp\perp*} + \frac{\sqrt{2\epsilon_*}}{(3-\epsilon_*)^2} \left( \eta_{\parallel*}\tilde{M}_{\perp\perp*} - \eta_{\perp*}\tilde{M}_{\perp\parallel*} \right) \right) I_5 + \tilde{M}_{\perp\parallel*}I_6,
 \end{aligned} \tag{72}$$

where the coefficients  $I_i$  depend on time via the transfer function  $T_{\mathcal{RS}}$  and the parameter  $\lambda$ , and can be written in the form

$$\begin{aligned}
 I_1 &= \lambda(1 - \lambda T_{\mathcal{RS}}), \\
 I_2 &= \lambda^2, \\
 I_3 &= (1 - \lambda T_{\mathcal{RS}}), \\
 I_4 &= (\lambda T_{\mathcal{RS}} - 1)(-T_{\mathcal{RS}} + \lambda(1 + T_{\mathcal{RS}}^2)), \\
 I_5 &= \lambda(T_{\mathcal{RS}} - \lambda(1 + T_{\mathcal{RS}}^2)), \\
 I_6 &= \lambda,
 \end{aligned} \tag{73}$$

with

$$\lambda \equiv \frac{\mathcal{C}_{\mathcal{RS}}}{\sqrt{\mathcal{P}_{\mathcal{R}}\mathcal{P}_{\mathcal{S}}}} \sqrt{\frac{\mathcal{P}_{\mathcal{S}_*}}{\mathcal{P}_{\mathcal{R}}}}. \quad (74)$$

We show the dependence of  $I_i$  coefficients on the parameter  $\lambda$  on Figure 2. One can see that for vanishing cross-correlation at the end of inflation the coefficients  $I_1, I_2, I_5, I_6$  are zero for all values of the transfer function  $T_{\mathcal{RS}}$ . Interestingly, contributions from  $I_3$  and  $I_4$  may be non-zero even for zero cross correlation. It is worth noting that the coefficients (73) coincide with the coefficients (63) when  $P_{\mathcal{R}}, C_{\mathcal{RS}}, P_{\mathcal{S}}$  are re-expressed via  $P_{\mathcal{R}}^*, C_{\mathcal{RS}}^*, P_{\mathcal{S}}^*$  using (30), and vice versa. In general, relation (72) gives the value of the non-Gaussianity parameter  $f_{\text{NL}}^{(4)}$  at any moment of time after horizon crossing.

#### 4. EXAMPLE

In this section we are going to demonstrate how our general formula works in one example of rapid-turn model of inflation. To show the full power of our result we consider a model with non-zero cross-correlation power spectrum either at horizon crossing or at the end of inflation as well as with a sustained rapidly-turning trajectory. ‘Angular inflation’, introduced in [52], provides a simple example. It describes a dynamical attractor along the boundary of the Poincare disc and supports sustainable rapid-turn regime of inflation as we show below. Angular inflation has action of the form (1) with the field-space metric given by

$$G_{ab} = \frac{6\tilde{\alpha}}{(1 - \phi^2 - \chi^2)^2} \delta_{ab}, \quad (75)$$

where  $\tilde{\alpha}$  is the curvature parameter<sup>7</sup>. The potential is given by

$$V(\phi, \chi) = \frac{\tilde{\alpha}}{2} (m_\phi^2 \phi^2 + m_\chi^2 \chi^2). \quad (76)$$

In a flat limit  $\tilde{\alpha} \rightarrow \infty$  recovers usual quadratic potential when fields are properly rescaled. In terms of polar coordinates, the fields may be written as  $\phi = r \cos(\theta)$  and  $\chi = r \sin(\theta)$ . In the ‘radial phase’ the slow-roll approximation holds for both the radial field,  $r$ , and the angular field,  $\theta$ . However, for large hyperbolic curvature there is a region before the end of inflation where the slow-roll approximation does not hold any more. As a result, the fields speed up and enter into a regime of angular inflation. In the angular phase the field trajectory proceeds along an angular direction, while the radial field, to a first approximation, is frozen.

---

<sup>7</sup> In the original paper [52] for  $\tilde{\alpha}$  is used letter  $\alpha$ . We use tilde to avoid confusion with the ratio of isocurvature to curvature power spectrum which we define with  $\alpha$ .

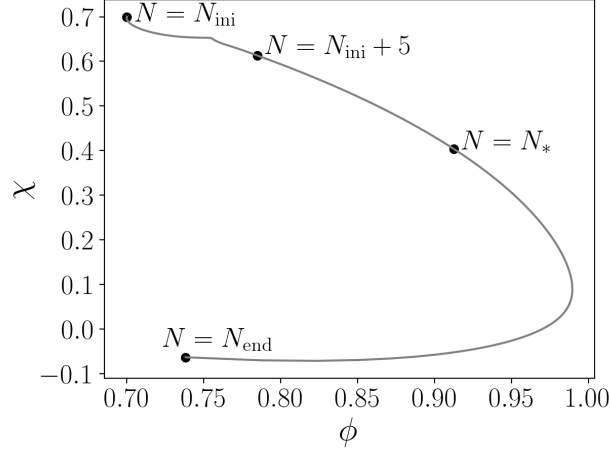


FIG. 3: Background trajectory of  $\phi$  and  $\chi$  fields. Black circles illustrate the number of e-folds  $N$  at different points on the trajectory. The moment of horizon crossing corresponds to  $N_* = N_{\text{end}} - 55$  and the end of inflation for this trajectory is at  $N_{\text{end}} = 91.6$ .

We chose the following parameters

$$\tilde{\alpha} = 1/600, \quad R_m \equiv m_\chi^2/m_\phi^2 = 9, \quad (77)$$

and tune initial conditions in such way to have a very short duration of the radial phase (a couple of first e-folds of inflation) and angular inflation phase throughout the rest of evolution. Background evolution for our choice of parameters is shown in Fig. 3.

To find the power spectra of perturbations we use the PyTransport code [87]. The evolution of power spectrum<sup>8</sup> with respect to the number of e-folds is shown in Fig. 4. For this parameter range the power spectrum of isocurvature perturbations,  $P_S$ , together with the cross-correlation,  $C_{\mathcal{RS}}$ , decays rapidly and becomes negligible and numerically intractable. Therefore, due to poorly known correlation functions at the end of inflation, we will proceed with the expression (62) for  $f_{\text{NL}}$  written via quantities computed at horizon crossing, where our numerical results are reliable.

In order to compute the transfer function we use [48, 49]

$$T_{\mathcal{RS}}(N_*, N) = \int_{N_*}^N dN' \gamma(N') T_{\mathcal{SS}}(N_*, N'), \quad T_{\mathcal{SS}}(N_*, N) = \exp \left[ \int_{N_*}^N dN' \delta(N') \right], \quad (78)$$

where functions  $\gamma$  and  $\delta$  for general turning trajectory are defined as [52, 88]

$$\gamma = 2 \frac{\eta_\perp}{\sqrt{2\epsilon}}, \quad \delta = -2\epsilon - \frac{\mathcal{M}_{\perp\perp}}{V} + \frac{\mathcal{M}_{\parallel\parallel}}{V} - \frac{4}{3} \left( \frac{\eta_\perp}{\sqrt{2\epsilon}} \right)^2. \quad (79)$$

<sup>8</sup> The value of the spectral tilt computed with the PyTransport code is  $n_s = 0.9652$ .

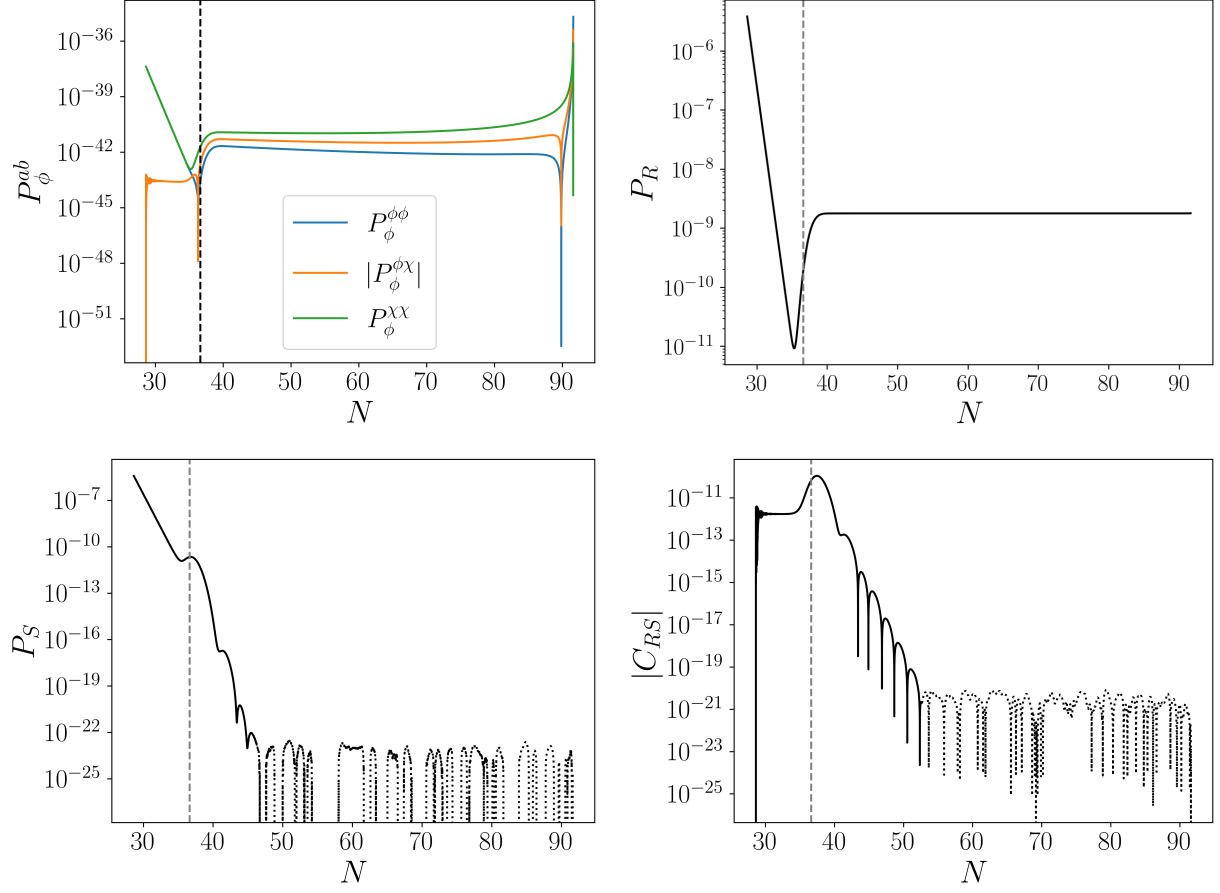


FIG. 4: Power spectrum of field perturbations  $P_\phi^{ab}$ , curvature perturbations  $P_R$ , cross-correlation  $|C_{RS}|$  and isocurvature perturbations  $P_S$  throughout evolution (clockwise). Vertical dashed line on the plots corresponds to the moment of horizon crossing of the reference mode with a wave number  $k_*$ . Dotted lines on  $|C_{RS}|$  and  $P_S$  plots correspond to the region where the power spectra is numerically intractable. We believe in this region all of the isocurvature modes decay away completely. We do not take into account numerical values from those regions in our computation.

Here  $\mathcal{M}_{\perp\perp} = e_{\perp a} e_{\perp}^b \mathcal{M}^a_b$  and  $\mathcal{M}_{\parallel\parallel} = e_{\parallel a} e_{\parallel}^b \mathcal{M}^a_b$  with

$$\mathcal{M}^a_b = G^{ac} \nabla_b \nabla_c V - H^2 R_{dfb}^a \phi'^d \phi'^f, \quad (80)$$

where  $R_{dfb}^a$  is the Riemann tensor of the field-space manifold. In Fig. 5 we show the evolution of  $\gamma(N)$ ,  $-\delta(N)$ ,  $T_{RS}(N_*, N)$  and  $T_{SS}(N_*, N)$  during inflation. One can see that during angular phase of inflation  $\delta(N) < 0$ , therefore isocurvature modes exponentially decay to zero. Nevertheless, positive and non-zero  $\gamma(N)$  induces rapid growth of  $T_{RS}$  that saturates when  $T_{SS}$  reaches zero. Non-zero value of  $T_{RS}$  at the end of inflation plays crucial role in generation of non-Gaussianity parameter as we will see below.



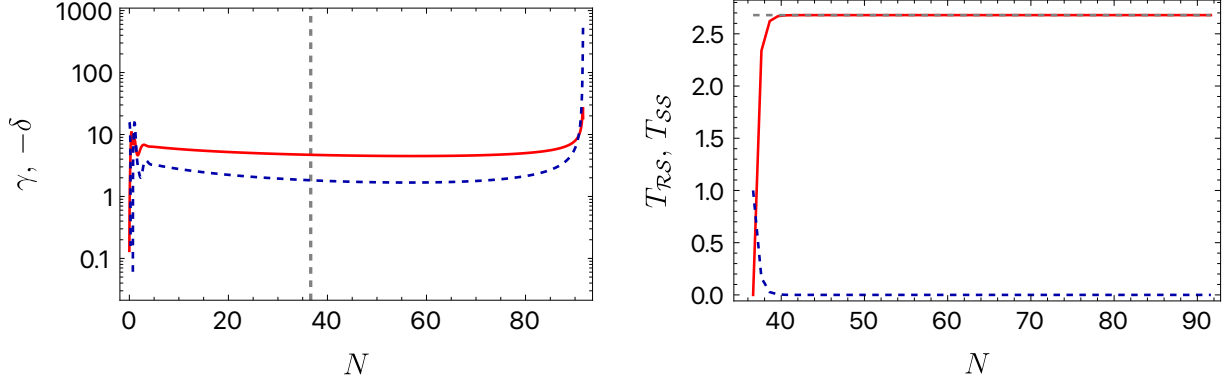


FIG. 5: *Left panel:* Evolution of functions  $\gamma(N)$  (red solid) and  $-\delta(N)$  (blue dashed) with respect to the number of e-folds. Vertical dashed line corresponds to the moment of horizon crossing. *Right panel:* Transfer functions  $T_{\mathcal{RS}}(N_*, N)$  (red solid) and  $T_{\mathcal{SS}}(N_*, N)$  (blue dashed) and their evolution in e-folds. Horizontal gray dashed line shows that soon after horizon crossing  $T_{\mathcal{RS}}(N_*, N)$  saturates and does not get sourced any more. In both panels we used parameters given in Eq. (77).

In order to use (62) one has to find  $(\nabla T_{\mathcal{RS}})_{\parallel*}$ ,  $(\nabla T_{\mathcal{RS}})_{\perp*}$  and  $\tilde{M}_{\perp\perp*}$ ,  $\tilde{M}_{\perp\parallel*}$ . It is worth noting that the gradient of the transfer function at horizon crossing was computed in the case of flat field-space metric in SRST approximation in [46]. However, for arbitrary turn-rate the computation gets much more involved. Therefore we compute the terms above semi-analytically. To evaluate  $(\nabla T_{\mathcal{RS}})_*$  we use the finite-difference method. First we perturb initial conditions for the background trajectory in  $\phi$  and  $\chi$  directions at the moment of horizon crossing and solve background equations with perturbed initial conditions. After computing derivatives of  $T_{\mathcal{RS}}$  at horizon crossing with respect to the field basis, we rotate it to the kinematical basis using  $e_{\perp}^a, e_{\parallel}^a$  to find  $(\nabla T_{\mathcal{RS}})_{\parallel*}$ ,  $(\nabla T_{\mathcal{RS}})_{\perp*}$ . To find  $\tilde{M}_{\perp\parallel*}$ ,  $\tilde{M}_{\perp\perp*}$  we use equation (14) and first compute  $(\nabla_a \eta_b)_*$  using the same approach with finite difference method described above. Rest of the terms of  $\tilde{M}_{ab}$  we evaluate at the moment of horizon crossing using the background trajectory. Finally we use basis vectors of the kinematical basis to compute the perpendicular and parallel components of  $\tilde{M}_{ab}$  at horizon crossing. Using this method we numerically confirm equations (16). Quantities such as  $\eta_{\perp*}$ ,  $\eta_{\parallel*}$  and  $\epsilon_*$  are computed at the background level at horizon crossing using unperturbed trajectory.

In order to find values of  $I_i$  coefficients in (63) at horizon crossing we first compute  $\alpha_*$ ,  $\beta_*$  defined in (60) using the PyTransport code. For parameters (77) we find  $\alpha_* = 0.11$ ,  $\beta_* = 0.996$ . These values explicitly illustrate the deviation from SRST approximation with  $P_{\mathcal{R}*} = P_{\mathcal{S}*}$  and  $C_{\mathcal{RS}*} = 0$  where  $\alpha_* = 1$ ,  $\beta_* = 0$ . Together with the value of transfer function at the end of

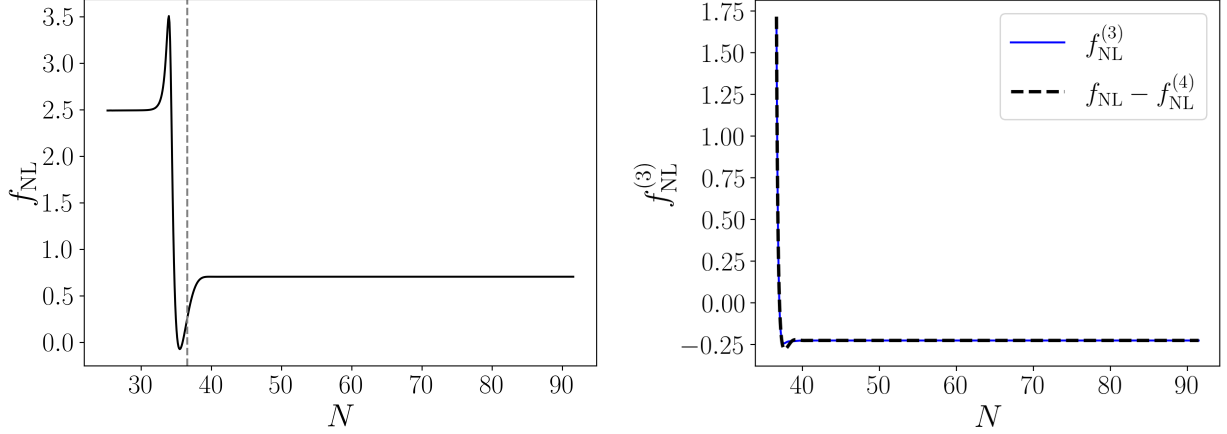


FIG. 6: *Left panel:* Evolution of the non-Gaussianity parameter  $f_{\text{NL}}$  during angular inflation with the choice of parameters given in Eq. (77). The vertical gray dashed line represents the moment of horizon crossing  $N_* = 36.6$ . *Right panel:* Difference between the total non-Gaussianity parameter  $f_{\text{NL}}$  obtained numerically and analytical solution  $f_{\text{NL}}^{(4)}$  from Eq. (85), shown as a dashed black line. This difference can be explained by the term  $f_{\text{NL}}^{(3)}$  given by Eq. (86), the best-fit is shown as the solid blue line.

inflation  $T_{\mathcal{RS}} = 2.68$  we find following values for coefficients

$$I_{1*} = 0.09, \quad I_{3*} = 0.53, \quad I_{5*} = 0.22, \quad (81)$$

$$I_{2*} = 0.03, \quad I_{4*} = 0.67, \quad I_{6*} = 0.17. \quad (82)$$

At the same time we find

$$(\nabla T_{\mathcal{RS}})_{\parallel*} = 0.046, \quad \tilde{M}_{\perp\parallel*} = 2.31, \quad (83)$$

$$(\nabla T_{\mathcal{RS}})_{\perp*} = 16.09, \quad \tilde{M}_{\perp\perp*} = -0.006. \quad (84)$$

Finally, we insert all the above numbers together with  $\eta_{\parallel*} = -0.0005$ ,  $\eta_{\perp*} = 0.276$  and  $\epsilon_* = 0.0069$  into (62) and compute  $f_{\text{NL}}$  to be

$$f_{\text{NL}}^{(4)} = -\frac{5}{6} (0.006 I_{1*} + 1.89 I_{2*} + 0.004 I_{3*} - 2.35 I_{4*} - 0.015 I_{5*} + 2.3 I_{6*}) \simeq 0.93. \quad (85)$$

One can see that the largest contributions to the non-Gaussianity parameter are coming from the terms involving  $I_{4*}, I_{6*}, I_{2*}$  (in descending order) that have in front of them  $\eta_{\perp*}/\sqrt{2\epsilon_*}$ ,  $\tilde{M}_{\perp\parallel*}$  and  $\sqrt{2\epsilon_*}(\nabla T_{\mathcal{RS}})_{\perp*}$  respectively. Particularly interesting that the fourth and the sixth term appear with an opposite sign.

In order to check our result (85) we computed  $f_{\text{NL}}$  numerically using the PyTransport code. The full evolution of the non-Gaussianity parameter is shown on the left plot of Fig. 6. We found that at the end of inflation the value of non-Gaussianity is  $f_{\text{NL}} = 0.705$ . It is worth noting that the full numerical result gives the sum of the two contributions  $f_{\text{NL}} \approx f_{\text{NL}}^{(3)} + f_{\text{NL}}^{(4)}$  as expressed in equation (53), whereas in (85) we computed only  $f_{\text{NL}}^{(4)}$ . This explicitly shows that  $f_{\text{NL}}^{(3)}$  term, that is often discarded, can have non-negligible contribution to the overall  $f_{\text{NL}}$ . Using Eqs. (47) and (48), this contribution can be written as

$$f_{\text{NL}}^{(3)} = \frac{\mathcal{C}^{\parallel\parallel\parallel\parallel} + 3T_{\mathcal{RS}}\mathcal{C}^{\parallel\parallel\parallel\perp} + 3T_{\mathcal{RS}}^2\mathcal{C}^{\parallel\perp\perp} + T_{\mathcal{RS}}^3\mathcal{C}^{\perp\perp\perp}}{(1 + \beta_*\sqrt{\alpha_*}T_{\mathcal{RS}} + \alpha_*T_{\mathcal{RS}}^2)^2} \quad (86)$$

where the coefficients  $\mathcal{C}^{abc}$  are defined by

$$\left\langle \delta\phi_{*\vec{k}_1}^a \delta\phi_{*\vec{k}_2}^b \delta\phi_{*\vec{k}_3}^c \right\rangle = (2\pi)^3 \delta^{(3)}(\vec{k}_1 + \vec{k}_2 + \vec{k}_3) P_{\mathcal{R}}^2 (2\epsilon_*)^{3/2} \mathcal{C}^{abc}(k_1, k_2, k_3). \quad (87)$$

We assume here that these quantities are scale-independent and treat them as arbitrary quantities. They are determined by the sub-horizon evolution of the three-point functions of field perturbations. We, however, do not calculate these coefficients, but instead fit the expression in Eq. (86) to the difference  $f_{\text{NL}} - f_{\text{NL}}^{(4)}$ , i.e., we assume that  $f_{\text{NL}}^{(3)}$  explains the discrepancy between  $f_{\text{NL}}$  and  $f_{\text{NL}}^{(4)}$ . In the left plot of Fig. 6, we show the result of this fit. The expression in Eq. (86) gives a good fit for the unexplained non-Gaussianity for the choice of parameters  $\mathcal{C}^{\parallel\parallel\parallel\parallel} = 1.69$ ,  $\mathcal{C}^{\parallel\parallel\parallel\perp} = 0.052$ ,  $\mathcal{C}^{\parallel\perp\perp} = -0.55$ ,  $\mathcal{C}^{\perp\perp\perp} = 0.36$ . At the end of inflation, we found its value to be  $f_{\text{NL}}^{(3)} \simeq -0.225$ . This term sets non-Gaussian initial condition around horizon crossing that is transferred to the end of inflation via the  $\delta N$  formalism and has an impact on a final value of  $f_{\text{NL}}$ . It is known that the contribution  $f_{\text{NL}}^{(3)}$  can have an important impact in some multi-field models, see, for instance, explicit realisations [37, 89–92]. In a recent discussion in [6] it was also pointed out that the  $f_{\text{NL}}^{(3)}$  term has to be included in order to better match predictions of the  $\delta N$  formalism with the bootstrap approach <sup>9</sup>.

## 5. SUMMARY AND DISCUSSION

In this work, we have used the  $\delta N$  formalism to derive a general analytical formula for the bispectrum generated on super-horizon scales in two-field, rapid-turn models of inflation. We have contrasted our result with the bispectrum computed in the multi-field SRST approximation [46]

---

<sup>9</sup> However, there are still some differences in the analytical structure of the correlators in the  $\delta N$  formalism and the bootstrap approach.

and have demonstrated that a rapidly turning field trajectory and non-zero cross-correlation of field perturbations at horizon crossing generate novel additional contributions to the bispectrum. In general, the resulting bispectrum is not of the local shape. In order to explicitly identify potentially large model-independent contributions, we have expressed  $f_{\text{NL}}$  in terms of quantities evaluated either at horizon crossing or at the end of inflation. Our findings do not depend on the particular dynamics of models and are applicable to any two-field attractor model of inflation.

Additionally, we have illustrated our results through the explicit example of ‘angular inflation’ [52] and have demonstrated that contributions involving the curvature-isocurvature cross-correlation and the turn-rate are dominant. We have shown numerically and analytically that, within a certain parameter range, this model can generate  $f_{\text{NL}} \sim \mathcal{O}(1)$ . In addition to the main discussion provided in this work, which focuses on the case when the modes exit the horizon during angular phase of inflation, we have also considered the case when the horizon exit happens during the (non-rapid-turn) radial phase within the same angular inflation model. In the radial phase the contribution from the turn-rate and the cross-correlation is negligible, and we have found that no significant amount of non-Gaussianity is generated. To provide further checks of our formula, we have also applied our result to realizations of orbital inflation [61] with negligible turn-rate and cross-correlation and have verified both analytically and numerically that the produced non-Gaussianity is very small, in agreement with the general prediction for  $f_{\text{NL}}$  in SRST approximation [46].

Several follow-up questions deserve further investigation. In this paper we have analyzed the general formula for the bispectrum in rapid-turn models of inflation for the case of single horizon crossing time of wave numbers. It was shown in [85] that accounting for different levels of hierarchy between the scales can lead to substantial corrections to the bispectrum, of the order of 20%, in models of slow-turn inflation. It would be interesting to investigate (very) different horizon exit times in rapid turn models of inflation. Another challenging question is the impact of different shape functions on the bispectrum, in particular those that give rise to large non-Gaussianity. This could lead to new phenomenology and provide potentially distinguishing observational probes. Last but not least, the generalization to the case with more than two fields would be interesting. We leave these exciting explorations for forthcoming work.

## ACKNOWLEDGMENTS

We thank Ana Achúcarro, Ricardo Z. Ferreira, Gonzalo A. Palma, Sébastien Renaux-Petel and Dong-Gang Wang for stimulating discussions and comments on this work. The work of D.M. and G.S. is supported by the European Research Council under Grant No. 742104 and by the Swedish Research Council (VR) under grants 2018-03641 and 2019-02337. Nordita is supported in part by NordForsk. O.I. is grateful to the University of Leiden for hospitality.

## Appendix A: Full expressions for the bispectrum

In this Appendix we provide full expressions for the bispectrum found from (54). The full result for the numerator of (54) expressed via the power spectrum at horizon crossing is

$$\begin{aligned}
(2\epsilon_*)^{-1/2} N_a N_b N_{cd} K^{abcd}(k_1, k_2, k_3) = & \\
& \mathcal{P}_{\mathcal{R}*}(k_1) \mathcal{P}_{\mathcal{R}*}(k_2) \left[ -\cos^2 \Delta_N T_{\mathcal{RS}} (\nabla T_{\mathcal{RS}})_{\parallel*} - \theta_{\parallel*} T_{\mathcal{RS}} - \frac{(\nabla \epsilon)_{\parallel*}}{2\epsilon_*} + \sin \Delta_N \cos \Delta_N (\nabla T_{\mathcal{RS}})_{\parallel*} \right] + \\
& \mathcal{P}_{\mathcal{S}*}(k_1) \mathcal{P}_{\mathcal{S}*}(k_2) \left[ \cos^2 \Delta_N T_{\mathcal{RS}}^2 (\nabla T_{\mathcal{RS}})_{\perp*} + \theta_{\perp*} T_{\mathcal{RS}}^2 - T_{\mathcal{RS}}^3 \frac{(\nabla \epsilon)_{\perp*}}{2\epsilon_*} + \sin \Delta_N \cos \Delta_N T_{\mathcal{RS}}^3 (\nabla T_{\mathcal{RS}})_{\perp*} \right] + \\
& \mathcal{C}_{\mathcal{RS}*}(k_1) \mathcal{C}_{\mathcal{RS}*}(k_2) \left[ (1 - T_{\mathcal{RS}}^2) (\theta_{\perp*} + \theta_{\parallel*} T_{\mathcal{RS}}) - 2T_{\mathcal{RS}} \frac{(\nabla \epsilon)_{\perp*} + (\nabla \epsilon)_{\parallel*} T_{\mathcal{RS}}}{2\epsilon_*} + \right. \\
& \left. \left( (\nabla T_{\mathcal{RS}})_{\perp*} + (\nabla T_{\mathcal{RS}})_{\parallel*} T_{\mathcal{RS}} \right) (\cos^2 \Delta_N (1 - T_{\mathcal{RS}}^2) + 2T_{\mathcal{RS}} \sin \Delta_N \cos \Delta_N) \right] + \\
& \mathcal{P}_{\mathcal{R}*}(k_1) \mathcal{P}_{\mathcal{S}*}(k_2) \left[ \cos^2 \Delta_N T_{\mathcal{RS}} (\nabla T_{\mathcal{RS}})_{\parallel*} + \theta_{\parallel*} T_{\mathcal{RS}} - T_{\mathcal{RS}}^2 \frac{(\nabla \epsilon)_{\parallel*}}{2\epsilon_*} + \sin \Delta_N \cos \Delta_N T_{\mathcal{RS}}^2 (\nabla T_{\mathcal{RS}})_{\parallel*} \right] + \\
& \mathcal{P}_{\mathcal{S}*}(k_1) \mathcal{P}_{\mathcal{R}*}(k_2) \left[ -\cos^2 \Delta_N T_{\mathcal{RS}}^2 (\nabla T_{\mathcal{RS}})_{\perp*} - \theta_{\perp*} T_{\mathcal{RS}}^2 - T_{\mathcal{RS}} \frac{(\nabla \epsilon)_{\perp*}}{2\epsilon_*} + \sin \Delta_N \cos \Delta_N T_{\mathcal{RS}} (\nabla T_{\mathcal{RS}})_{\perp*} \right] + \\
& \mathcal{C}_{\mathcal{RS}*}(k_1) \mathcal{P}_{\mathcal{R}*}(k_2) \left[ -T_{\mathcal{RS}} (\theta_{\perp*} + \theta_{\parallel*} T_{\mathcal{RS}}) - \frac{1}{2\epsilon_*} ((\nabla \epsilon)_{\perp*} + (\nabla \epsilon)_{\parallel*} T_{\mathcal{RS}}) + \right. \\
& \left. ((\nabla T_{\mathcal{RS}})_{\perp*} + (\nabla T_{\mathcal{RS}})_{\parallel*} T_{\mathcal{RS}}) (-T_{\mathcal{RS}} \cos^2 \Delta_N + \sin \Delta_N \cos \Delta_N) \right] + \\
& \mathcal{P}_{\mathcal{R}*}(k_1) \mathcal{C}_{\mathcal{RS}*}(k_2) \left[ (1 - T_{\mathcal{RS}}^2) (\cos^2 \Delta_N (\nabla T_{\mathcal{RS}})_{\parallel*} + \theta_{\parallel*}) - 2T_{\mathcal{RS}} \frac{(\nabla \epsilon)_{\parallel*}}{2\epsilon_*} + 2 \sin \Delta_N \cos \Delta_N T_{\mathcal{RS}} (\nabla T_{\mathcal{RS}})_{\parallel*} \right] + \\
& \mathcal{C}_{\mathcal{RS}*}(k_1) \mathcal{P}_{\mathcal{S}*}(k_2) \left[ T_{\mathcal{RS}} (\theta_{\perp*} + \theta_{\parallel*} T_{\mathcal{RS}}) - T_{\mathcal{RS}}^2 \frac{(\nabla \epsilon)_{\perp*} + (\nabla \epsilon)_{\parallel*} T_{\mathcal{RS}}}{2\epsilon_*} + \right. \\
& \left. ((\nabla T_{\mathcal{RS}})_{\perp*} + (\nabla T_{\mathcal{RS}})_{\parallel*} T_{\mathcal{RS}}) (T_{\mathcal{RS}} \cos^2 \Delta_N + T_{\mathcal{RS}}^2 \sin \Delta_N \cos \Delta_N) \right] + \\
& \mathcal{P}_{\mathcal{S}*}(k_1) \mathcal{C}_{\mathcal{RS}*}(k_2) \left[ T_{\mathcal{RS}} (1 - T_{\mathcal{RS}}^2) (\cos^2 \Delta_N (\nabla T_{\mathcal{RS}})_{\perp*} + \theta_{\perp*}) - 2T_{\mathcal{RS}}^2 \frac{(\nabla \epsilon)_{\perp*}}{2\epsilon_*} + 2 \sin \Delta_N \cos \Delta_N T_{\mathcal{RS}}^2 (\nabla T_{\mathcal{RS}})_{\perp*} \right] + \\
& (\vec{k} \text{ cyclic perms}).
\end{aligned}$$

(A1)

The numerator of (54) expressed via the power spectrum at the end of inflation is given by

$$\begin{aligned}
& (2\epsilon_*)^{-1/2} N_a N_b N_{cd} K^{abcd}(k_1, k_2, k_3) = \\
& \mathcal{P}_{\mathcal{R}}(k_1) \mathcal{P}_{\mathcal{R}}(k_2) \left[ -\frac{(\nabla\epsilon)_{\parallel*}}{2\epsilon_*} - \theta_{\parallel*} T_{\mathcal{RS}} \right] + \\
& \frac{\mathcal{C}_{\mathcal{RS}}(k_1) \mathcal{C}_{\mathcal{RS}}(k_2)}{T_{SS}^2} \left[ (1 + T_{\mathcal{RS}}^2)(\theta_{\perp*} - T_{\mathcal{RS}} \theta_{\parallel*}) + ((\nabla T_{\mathcal{RS}})_{\perp*} - T_{\mathcal{RS}} (\nabla T_{\mathcal{RS}})_{\parallel*}) \right] + \\
& \frac{\mathcal{P}_{\mathcal{R}}(k_1) \mathcal{C}_{\mathcal{RS}}(k_2)}{T_{SS}} \left[ \theta_{\parallel*} (1 + T_{\mathcal{RS}}^2) + (\nabla T_{\mathcal{RS}})_{\parallel*} \right] + \\
& \frac{\mathcal{C}_{\mathcal{RS}}(k_1) \mathcal{P}_{\mathcal{R}}(k_2)}{T_{SS}} \left[ -\frac{(\nabla\epsilon)_{\perp*} - (\nabla\epsilon)_{\parallel*} T_{\mathcal{RS}}}{2\epsilon_*} - T_{\mathcal{RS}}(\theta_{\perp*} - \theta_{\parallel*} T_{\mathcal{RS}}) \right] + (\vec{k} \text{ cyclic perms}).
\end{aligned} \tag{A2}$$


---

- [1] P. D. Meerburg et al., *Primordial Non-Gaussianity*, 1903.04409.
- [2] A. Achúcarro et al., *Inflation: Theory and Observations*, 2203.08128.
- [3] J. M. Maldacena, *Non-Gaussian features of primordial fluctuations in single field inflationary models*, *JHEP* **05** (2003) 013 [[astro-ph/0210603](#)].
- [4] P. Creminelli and M. Zaldarriaga, *Single field consistency relation for the 3-point function*, *JCAP* **10** (2004) 006 [[astro-ph/0407059](#)].
- [5] S. Jazayeri and S. Renaux-Petel, *Cosmological bootstrap in slow motion*, *JHEP* **12** (2022) 137 [[2205.10340](#)].
- [6] D.-G. Wang, G. L. Pimentel and A. Achúcarro, *Bootstrapping Multi-Field Inflation: non-Gaussianities from light scalars revisited*, 2212.14035.
- [7] D. Werth, L. Pinol and S. Renaux-Petel, *Cosmological Flow of Primordial Correlators*, 2302.00655.
- [8] D. H. Lyth and D. Wands, *Generating the curvature perturbation without an inflaton*, *Phys. Lett. B* **524** (2002) 5 [[hep-ph/0110002](#)].
- [9] D. H. Lyth, C. Ungarelli and D. Wands, *The Primordial density perturbation in the curvaton scenario*, *Phys. Rev. D* **67** (2003) 023503 [[astro-ph/0208055](#)].
- [10] N. Bartolo, S. Matarrese and A. Riotto, *On nonGaussianity in the curvaton scenario*, *Phys. Rev. D* **69** (2004) 043503 [[hep-ph/0309033](#)].
- [11] M. Sasaki, J. Valiviita and D. Wands, *Non-Gaussianity of the primordial perturbation in the curvaton model*, *Phys. Rev. D* **74** (2006) 103003 [[astro-ph/0607627](#)].
- [12] D. H. Lyth, *Generating the curvature perturbation at the end of inflation*, *JCAP* **11** (2005) 006 [[astro-ph/0510443](#)].
- [13] L. Alabidi and D. Lyth, *Curvature perturbation from symmetry breaking the end of inflation*, *JCAP* **08** (2006) 006 [[astro-ph/0604569](#)].
- [14] C. T. Byrnes, K.-Y. Choi and L. M. H. Hall, *Large non-Gaussianity from two-component hybrid inflation*, *JCAP* **02** (2009) 017 [[0812.0807](#)].
- [15] M. Sasaki, *Multi-brid inflation and non-Gaussianity*, *Prog. Theor. Phys.* **120** (2008) 159 [[0805.0974](#)].

- [16] A. Naruko and M. Sasaki, *Large non-Gaussianity from multi-field inflation*, *Prog. Theor. Phys.* **121** (2009) 193 [0807.0180].
- [17] G. Dvali, A. Gruzinov and M. Zaldarriaga, *Cosmological perturbations from inhomogeneous reheating, freezeout, and mass domination*, *Phys. Rev. D* **69** (2004) 083505 [astro-ph/0305548].
- [18] K. Enqvist, A. Jokinen, A. Mazumdar, T. Multamaki and A. Vaihkonen, *Non-Gaussianity from preheating*, *Phys. Rev. Lett.* **94** (2005) 161301 [astro-ph/0411394].
- [19] A. Jokinen and A. Mazumdar, *Very large primordial non-gaussianity from multi-field: application to massless preheating*, *JCAP* **04** (2006) 003 [astro-ph/0512368].
- [20] T. Suyama and M. Yamaguchi, *Non-Gaussianity in the modulated reheating scenario*, *Phys. Rev. D* **77** (2008) 023505 [0709.2545].
- [21] K. Ichikawa, T. Suyama, T. Takahashi and M. Yamaguchi, *Primordial Curvature Fluctuation and Its Non-Gaussianity in Models with Modulated Reheating*, *Phys. Rev. D* **78** (2008) 063545 [0807.3988].
- [22] J. Meyers and E. R. M. Tarrant, *Perturbative Reheating After Multiple-Field Inflation: The Impact on Primordial Observables*, *Phys. Rev. D* **89** (2014) 063535 [1311.3972].
- [23] J. Elliston, S. Orani and D. J. Mulryne, *General analytic predictions of two-field inflation and perturbative reheating*, *Phys. Rev. D* **89** (2014) 103532 [1402.4800].
- [24] D. Seery and J. E. Lidsey, *Primordial non-Gaussianities from multiple-field inflation*, *JCAP* **09** (2005) 011 [astro-ph/0506056].
- [25] G. I. Rigopoulos, E. P. S. Shellard and B. J. W. van Tent, *Large non-Gaussianity in multiple-field inflation*, *Phys. Rev. D* **73** (2006) 083522 [astro-ph/0506704].
- [26] B. A. Bassett, S. Tsujikawa and D. Wands, *Inflation dynamics and reheating*, *Rev. Mod. Phys.* **78** (2006) 537 [astro-ph/0507632].
- [27] G. I. Rigopoulos, E. P. S. Shellard and B. J. W. van Tent, *Quantitative bispectra from multifield inflation*, *Phys. Rev. D* **76** (2007) 083512 [astro-ph/0511041].
- [28] S. A. Kim and A. R. Liddle, *Nflation: Non-Gaussianity in the horizon-crossing approximation*, *Phys. Rev. D* **74** (2006) 063522 [astro-ph/0608186].
- [29] T. Battefeld and R. Easther, *Non-Gaussianities in Multi-field Inflation*, *JCAP* **03** (2007) 020 [astro-ph/0610296].
- [30] D. Seery and J. E. Lidsey, *Non-Gaussianity from the inflationary trispectrum*, *JCAP* **01** (2007) 008 [astro-ph/0611034].
- [31] C. T. Byrnes, M. Sasaki and D. Wands, *The primordial trispectrum from inflation*, *Phys. Rev. D* **74** (2006) 123519 [astro-ph/0611075].
- [32] S. Yokoyama, T. Suyama and T. Tanaka, *Primordial Non-Gaussianity in Multi-Scalar Inflation*, *Phys. Rev. D* **77** (2008) 083511 [0711.2920].
- [33] C. T. Byrnes, K.-Y. Choi and L. M. H. Hall, *Conditions for large non-Gaussianity in two-field slow-roll inflation*, *JCAP* **10** (2008) 008 [0807.1101].
- [34] C. T. Byrnes and G. Tasinato, *Non-Gaussianity beyond slow roll in multi-field inflation*, *JCAP* **08**

- (2009) 016 [0906.0767].
- [35] C. T. Byrnes and K.-Y. Choi, *Review of local non-Gaussianity from multi-field inflation*, *Adv. Astron.* **2010** (2010) 724525 [1002.3110].
  - [36] D. Wands, *Local non-Gaussianity from inflation*, *Class. Quant. Grav.* **27** (2010) 124002 [1004.0818].
  - [37] S. Renaux-Petel, *Combined local and equilateral non-Gaussianities from multifield DBI inflation*, *JCAP* **10** (2009) 012 [0907.2476].
  - [38] M. Dias, J. Frazer and A. R. Liddle, *Multifield consequences for D-brane inflation*, *JCAP* **06** (2012) 020 [1203.3792]. [Erratum: JCAP 03, E01 (2013)].
  - [39] J. Ellis, M. A. G. Garcia, D. V. Nanopoulos and K. A. Olive, *A No-Scale Inflationary Model to Fit Them All*, *JCAP* **08** (2014) 044 [1405.0271].
  - [40] K. Marzouk, A. Maraio and D. Seery, *Non-Gaussianity in D3-brane inflation*, *JCAP* **02** (2022) 013 [2105.03637].
  - [41] J. Frazer and A. R. Liddle, *Multi-field inflation with random potentials: field dimension, feature scale and non-Gaussianity*, *JCAP* **02** (2012) 039 [1111.6646].
  - [42] L. McAllister, S. Renaux-Petel and G. Xu, *A Statistical Approach to Multifield Inflation: Many-field Perturbations Beyond Slow Roll*, *JCAP* **10** (2012) 046 [1207.0317].
  - [43] M. Dias, J. Frazer and M. c. D. Marsh, *Seven Lessons from Manyfield Inflation in Random Potentials*, *JCAP* **01** (2018) 036 [1706.03774].
  - [44] T. Bjorkmo and M. C. D. Marsh, *Manyfield Inflation in Random Potentials*, *JCAP* **02** (2018) 037 [1709.10076].
  - [45] C. M. Peterson and M. Tegmark, *Testing Two-Field Inflation*, *Phys. Rev. D* **83** (2011) 023522 [1005.4056].
  - [46] C. M. Peterson and M. Tegmark, *Non-Gaussianity in Two-Field Inflation*, *Phys. Rev. D* **84** (2011) 023520 [1011.6675].
  - [47] C. M. Peterson and M. Tegmark, *Testing multifield inflation: A geometric approach*, *Phys. Rev. D* **87** (2013) 103507 [1111.0927].
  - [48] L. Amendola, C. Gordon, D. Wands and M. Sasaki, *Correlated perturbations from inflation and the cosmic microwave background*, *Phys. Rev. Lett.* **88** (2002) 211302 [astro-ph/0107089].
  - [49] D. Wands, N. Bartolo, S. Matarrese and A. Riotto, *An Observational test of two-field inflation*, *Phys. Rev. D* **66** (2002) 043520 [astro-ph/0205253].
  - [50] J.-L. Lehnert and S. Renaux-Petel, *Multifield Cosmological Perturbations at Third Order and the Ekipyrotic Trispectrum*, *Phys. Rev. D* **80** (2009) 063503 [0906.0530].
  - [51] S. Renaux-Petel and K. Turzyński, *Geometrical Destabilization of Inflation*, *Phys. Rev. Lett.* **117** (2016) 141301 [1510.01281].
  - [52] P. Christodoulidis, D. Roest and E. I. Sfakianakis, *Angular inflation in multi-field  $\alpha$ -attractors*, *JCAP* **11** (2019) 002 [1803.09841].
  - [53] S. Garcia-Saenz, S. Renaux-Petel and J. Ronayne, *Primordial fluctuations and non-Gaussianities in*



- sidetracked inflation*, *JCAP* **07** (2018) 057 [1804.11279].
- [54] O. Grocholski, M. Kalinowski, M. Kolanowski, S. Renaux-Petel, K. Turzyński and V. Vennin, *On backreaction effects in geometrical destabilisation of inflation*, *JCAP* **05** (2019) 008 [1901.10468].
  - [55] A. R. Brown, *Hyperbolic Inflation*, *Phys. Rev. Lett.* **121** (2018) 251601 [1705.03023].
  - [56] S. Mizuno and S. Mukohyama, *Primordial perturbations from inflation with a hyperbolic field-space*, *Phys. Rev. D* **96** (2017) 103533 [1707.05125].
  - [57] T. Bjorkmo and M. C. D. Marsh, *Hyperinflation generalised: from its attractor mechanism to its tension with the ‘swampland conditions’*, *JHEP* **04** (2019) 172 [1901.08603].
  - [58] T. Bjorkmo, *Rapid-Turn Inflationary Attractors*, *Phys. Rev. Lett.* **122** (2019) 251301 [1902.10529].
  - [59] S. Renaux-Petel, *Inflation with strongly non-geodesic motion: theoretical motivations and observational imprints*, *PoS EPS-HEP2021* (2022) 128 [2111.00989].
  - [60] A. Achúcarro and G. A. Palma, *The string swampland constraints require multi-field inflation*, *JCAP* **02** (2019) 041 [1807.04390].
  - [61] A. Achúcarro, E. J. Copeland, O. Iarygina, G. A. Palma, D.-G. Wang and Y. Welling, *Shift-symmetric orbital inflation: Single field or multifield?*, *Phys. Rev. D* **102** (2020) 021302 [1901.03657].
  - [62] A. Achúcarro and Y. Welling, *Orbital Inflation: inflating along an angular isometry of field space*, 1907.02020.
  - [63] D. Chakraborty, R. Chiovoloni, O. Loaiza-Brito, G. Niz and I. Zavala, *Fat inflatons, large turns and the  $\eta$ -problem*, *JCAP* **01** (2020) 020 [1908.09797].
  - [64] V. Aragam, S. Paban and R. Rosati, *The Multi-Field, Rapid-Turn Inflationary Solution*, *JHEP* **03** (2021) 009 [2010.15933].
  - [65] V. Aragam, R. Chiovoloni, S. Paban, R. Rosati and I. Zavala, *Rapid-turn inflation in supergravity is rare and tachyonic*, *JCAP* **03** (2022) 002 [2110.05516].
  - [66] L. Anguelova and C. I. Lazaroiu, *Dynamical consistency conditions for rapid turn inflation*, 2210.00031.
  - [67] S. Garcia-Saenz and S. Renaux-Petel, *Flattened non-Gaussianities from the effective field theory of inflation with imaginary speed of sound*, *JCAP* **11** (2018) 005 [1805.12563].
  - [68] J. Fumagalli, S. Garcia-Saenz, L. Pinol, S. Renaux-Petel and J. Ronayne, *Hyper-Non-Gaussianities in Inflation with Strongly Nongeodesic Motion*, *Phys. Rev. Lett.* **123** (2019) 201302 [1902.03221].
  - [69] T. Bjorkmo, R. Z. Ferreira and M. C. D. Marsh, *Mild Non-Gaussianities under Perturbative Control from Rapid-Turn Inflation Models*, *JCAP* **12** (2019) 036 [1908.11316].
  - [70] R. Z. Ferreira, *Non-Gaussianities in models of inflation with large and negative entropic masses*, *JCAP* **08** (2020) 034 [2003.13410].
  - [71] S. Garcia-Saenz, L. Pinol and S. Renaux-Petel, *Revisiting non-Gaussianity in multifield inflation with curved field space*, *JHEP* **01** (2020) 073 [1907.10403].
  - [72] S. Groot Nibbelink and B. J. W. van Tent, *Density perturbations arising from multiple field slow roll inflation*, hep-ph/0011325.

- [73] S. Groot Nibbelink and B. J. W. van Tent, *Scalar perturbations during multiple field slow-roll inflation*, *Class. Quant. Grav.* **19** (2002) 613 [[hep-ph/0107272](#)].
- [74] A. Achucarro, J.-O. Gong, S. Hardeman, G. A. Palma and S. P. Patil, *Features of heavy physics in the CMB power spectrum*, *JCAP* **01** (2011) 030 [[1010.3693](#)].
- [75] M. Sasaki and E. D. Stewart, *A General analytic formula for the spectral index of the density perturbations produced during inflation*, *Prog. Theor. Phys.* **95** (1996) 71 [[astro-ph/9507001](#)].
- [76] D. Wands, K. A. Malik, D. H. Lyth and A. R. Liddle, *A New approach to the evolution of cosmological perturbations on large scales*, *Phys. Rev. D* **62** (2000) 043527 [[astro-ph/0003278](#)].
- [77] D. H. Lyth and Y. Rodriguez, *The Inflationary prediction for primordial non-Gaussianity*, *Phys. Rev. Lett.* **95** (2005) 121302 [[astro-ph/0504045](#)].
- [78] D. H. Lyth, K. A. Malik and M. Sasaki, *A General proof of the conservation of the curvature perturbation*, *JCAP* **05** (2005) 004 [[astro-ph/0411220](#)].
- [79] D. H. Lyth and Y. Rodriguez, *Non-Gaussianity from the second-order cosmological perturbation*, *Phys. Rev. D* **71** (2005) 123508 [[astro-ph/0502578](#)].
- [80] D. S. Salopek and J. R. Bond, *Nonlinear evolution of long wavelength metric fluctuations in inflationary models*, *Phys. Rev. D* **42** (1990) 3936.
- [81] K. A. Malik and D. Wands, *Cosmological perturbations*, *Phys. Rept.* **475** (2009) 1 [[0809.4944](#)].
- [82] D. Babich, P. Creminelli and M. Zaldarriaga, *The Shape of non-Gaussianities*, *JCAP* **08** (2004) 009 [[astro-ph/0405356](#)].
- [83] C. T. Byrnes, S. Nurmi, G. Tasinato and D. Wands, *Scale dependence of local  $f_{\text{NL}}$* , *JCAP* **02** (2010) 034 [[0911.2780](#)].
- [84] M. Dias, R. H. Ribeiro and D. Seery, *Scale-dependent bias from multiple-field inflation*, *Phys. Rev. D* **87** (2013) 107301 [[1303.6000](#)].
- [85] Z. Kenton and D. J. Mulryne, *The squeezed limit of the bispectrum in multi-field inflation*, *JCAP* **10** (2015) 018 [[1507.08629](#)].
- [86] N. Bartolo, S. Matarrese and A. Riotto, *Adiabatic and isocurvature perturbations from inflation: Power spectra and consistency relations*, *Phys. Rev. D* **64** (2001) 123504 [[astro-ph/0107502](#)].
- [87] D. J. Mulryne and J. W. Ronayne, *PyTransport: A Python package for the calculation of inflationary correlation functions*, *J. Open Source Softw.* **3** (2018) 494 [[1609.00381](#)].
- [88] D. I. Kaiser, E. A. Mazenc and E. I. Sfakianakis, *Primordial Bispectrum from Multifield Inflation with Nonminimal Couplings*, *Phys. Rev. D* **87** (2013) 064004 [[1210.7487](#)].
- [89] D. Langlois, S. Renaux-Petel, D. A. Steer and T. Tanaka, *Primordial fluctuations and non-Gaussianities in multi-field DBI inflation*, *Phys. Rev. Lett.* **101** (2008) 061301 [[0804.3139](#)].
- [90] D. Langlois, S. Renaux-Petel, D. A. Steer and T. Tanaka, *Primordial perturbations and non-Gaussianities in DBI and general multi-field inflation*, *Phys. Rev. D* **78** (2008) 063523 [[0806.0336](#)].
- [91] S. Renaux-Petel, *Orthogonal non-Gaussianities from Dirac-Born-Infeld Galileon inflation*, *Class.*

- Quant. Grav.* **28** (2011) 182001 [1105.6366]. [Erratum: *Class.Quant.Grav.* 28, 249601 (2011)].
- [92] S. Renaux-Petel, S. Mizuno and K. Koyama, *Primordial fluctuations and non-Gaussianities from multifield DBI Galileon inflation*, *JCAP* **11** (2011) 042 [1108.0305].