

# Direct data-driven state-feedback control of general nonlinear systems

Chris Verhoek, Patrick J. W. Koelewijn, Sofie Haesaert, and Roland Tóth

**Abstract**—Through the use of the Fundamental Lemma for linear systems, a direct data-driven state-feedback control synthesis method is presented for a rather general class of nonlinear (NL) systems. The core idea is to develop a data-driven representation of the so-called velocity-form, i.e., the time-difference dynamics, of the NL system, which is shown to admit a direct *linear parameter-varying* (LPV) representation. By applying the LPV extension of the Fundamental Lemma in this velocity domain, a state-feedback controller is directly synthesized to provide asymptotic stability and dissipativity of the velocity-form. By using realization theory, the synthesized controller is realized as a NL state-feedback law for the original unknown NL system with guarantees of *universal shifted stability and dissipativity*, i.e., stability and dissipativity w.r.t. any (forced) equilibrium point, of the closed-loop behavior. This is achieved by the use of a single sequence of data from the system and a predefined basis function set to span the scheduling map. The applicability of the results is demonstrated on a simulation example of an unbalanced disc.

**Index Terms**—Data-driven Control, Nonlinear Systems, Linear Parameter-Varying Systems.

## I. INTRODUCTION

Accurate system models allow us to give guarantees on stability and performance of the system. As systems are getting increasingly more complex, exhibit more *nonlinear* (NL) behavior, and their performance requirements are ever-increasing, it is getting more difficult to obtain an accurate model that can be used for control and provide performance guarantees for the overall model-based control design toolchain. For this reason, data-driven control methodologies have been developed to design controllers *directly* from data, which eliminates the need of a model. The Fundamental Lemma for LTI systems [1] is one of the key results in this field and allows for direct data-driven analysis and control with stability and performance guarantees, see [2] for an overview. However, analogous results for general NL systems is missing with some exceptions for classes of (non-)linear systems using, e.g., nonlinearity cancellations [3] online linearizations [4] or polynomial bases [5]. Compared to these existing NL data-driven methodologies, we propose a novel concept based on the *velocity-form* of a NL system that makes it possible to extend the Fundamental Lemma to a *general* class of NL systems using some mild assumptions.

This work was supported by the European Research Council (ERC) under the European Union’s Horizon 2020 research and innovation programme (grant agreement nr. 714663) and the European Union within the framework of the National Laboratory for Autonomous Systems (RRF-2.3.1-21-2022-00002). The authors are with the Control Systems group in the Dept. of Electrical Engineering at the Eindhoven University of Technology, The Netherlands. Roland Tóth is also with the Institute for Computer Science and Control, Budapest, Hungary.

Corresponding author: C. Verhoek (c.verhoek@tue.nl).

The velocity-form describes in *discrete-time* (DT) the time-difference (in continuous-time the time-differentiated) dynamics of a NL system. Two key aspects of the velocity-form allow for the results in this paper; 1) the velocity-form admits a direct *linear parameter-varying* (LPV) form, which allows for convex analysis and synthesis, and 2) stability and performance of the velocity-form imply *universal shifted* stability and performance of the original NL system [6], which is stability and performance w.r.t. any equilibrium point of the NL system. Recently, the velocity-form is successfully used to provide model-based output feedback control design for NL systems with global guarantees, i.e., guarantees on universal shifted stability and performance, via the LPV framework [6]. In this paper, we develop a data-driven extension of this result by the help of the LPV Fundamental Lemma [7]. We show that the design of a data-driven state-feedback controller for the velocity-form can be realized on the original NL system. With this realization step, the guarantees for the velocity-form imply global universal shifted guarantees of the closed-loop NL system.

In Section II, we formalize the NL data-driven control problem that we intend to solve. Section III introduces the data-based representation of the velocity-form of the NL system using the LPV embedding and the Fundamental Lemma. Section IV uses the data-driven representation to synthesize a state-feedback controller for the velocity-form, which by realization to a NL state-feedback law provides universal shifted guarantees. Section V demonstrates the applicability of the results in a simulation example based on an unbalanced disc system, while the conclusions on the achieved results are given in Section VI.

*Notation:* The set of integers is denoted by  $\mathbb{Z}$ , while the set of real numbers is denoted by  $\mathbb{R}$ . Moreover,  $\mathbb{R}_0^+ = [0, \infty) \subset \mathbb{R}$ . A function  $f : \mathbb{R}^p \rightarrow \mathbb{R}^q$  is in  $\mathcal{C}^n$  if it is  $n$ -times continuously differentiable, while  $f : \mathbb{R}^p \rightarrow \mathbb{R}$  belongs to the class  $\mathcal{Q}_{x_*}$  if it is positive definite and decrescent w.r.t.  $x_* \in \mathbb{R}^p$  (see [8, Def. 3.31]).

## II. PROBLEM STATEMENT

Consider a DT NL system<sup>1</sup>, defined in terms of the state-space representation

$$x_{k+1} = f(x_k, u_k), \quad y_k = x_k, \quad (1)$$

where  $x_k \in \mathbb{X} \subseteq \mathbb{R}^{n_x}$  is the state,  $u_k \in \mathbb{U} \subseteq \mathbb{R}^{n_u}$  is the input and  $y_k \in \mathbb{Y} = \mathbb{X}$  is the observed output at time moment

<sup>1</sup>As we intent to establish the core concepts on data-driven control of general NL systems via the Fundamental Lemma, in this work, we do not consider disturbance or noise signals in (1). The extensions towards noise-affected systems are objective of future research, e.g., based on [9], [10].

$k \in \mathbb{Z}$ . Here,  $y_k$  is assumed to provide full state observation.  $\mathbb{X}$  and  $\mathbb{U}$  are considered to be open sets containing the origin, and  $f : \mathbb{X} \times \mathbb{U} \rightarrow \mathbb{X}$  is assumed to be a  $\mathcal{C}^1$  function.

The *behavior*, i.e., the set of all valid solution trajectories of (1), is defined as

$$\mathfrak{B} = \{(x, u, y) \in (\mathbb{X} \times \mathbb{U} \times \mathbb{Y})^{\mathbb{Z}} \mid (1) \text{ holds } \forall k \in \mathbb{Z}\}. \quad (2)$$

The set of all (forced) equilibrium points of (1) are

$$\mathcal{E} = \{(x_*, u_*, y_*) \in \mathbb{X} \times \mathbb{U} \times \mathbb{Y} \mid x_* = f(x_*, u_*), y_* = x_*\}.$$

Furthermore, let  $\mathbb{X}^* = \pi_{x_*} \mathcal{E}$ ,  $\mathbb{U}^* = \pi_{u_*} \mathcal{E}$ ,  $\mathbb{Y}^* = \pi_{y_*} \mathcal{E}$ .

As highlighted in Section I, analyzing the time-difference dynamics of (1) allows for giving global guarantees on (1). For this purpose, we introduce the so-called *velocity-form* of (1) that will be an important ingredient in our proposed method. For the increments

$$\Delta u_k = u_k - u_{k-1}, \quad \Delta x_k = x_k - x_{k-1}, \quad \Delta y_k = y_k - y_{k-1}, \quad (3)$$

we obtain the time-difference dynamics as

$$\Delta x_{k+1} = f(x_k, u_k) - f(x_{k-1}, u_{k-1}), \quad \Delta y_k = \Delta x_k. \quad (4)$$

By the use of the *Fundamental Theorem of Calculus* (FTC), e.g., see [6, Lemma C.1.1], [11], (4) can be rewritten in the equivalent *velocity-form*:

$$\Delta x_{k+1} = A_v(\xi_k, \xi_{k-1}) \Delta x_k + B_v(\xi_k, \xi_{k-1}) \Delta u_k, \quad (5a)$$

$$\Delta y_k = \Delta x_k, \quad (5b)$$

where  $\xi_k = \text{col}(x_k, u_k)$ , and

$$A_v(x_k, u_k, x_{k-1}, u_{k-1}) = \int_0^1 \frac{\partial f}{\partial x}(\bar{x}_k(\lambda), \bar{u}_k(\lambda)) d\lambda, \quad (5c)$$

$$B_v(x_k, u_k, x_{k-1}, u_{k-1}) = \int_0^1 \frac{\partial f}{\partial u}(\bar{x}_k(\lambda), \bar{u}_k(\lambda)) d\lambda, \quad (5d)$$

with  $\bar{x}_k(\lambda) = x_{k-1} + \lambda(x_k - x_{k-1})$  and  $\bar{u}_k(\lambda) = u_{k-1} + \lambda(u_k - u_{k-1})$ . The solutions of (5) are collected in the *velocity behavior*  $\mathfrak{B}_\Delta$ , which is defined as

$$\mathfrak{B}_\Delta = \{(\Delta x, \Delta u, \Delta y) \in (\mathbb{R}^{n_x} \times \mathbb{R}^{n_u} \times \mathbb{R}^{n_y})^{\mathbb{Z}} \mid \text{the relations in (3) hold } \forall k \in \mathbb{Z}, (x, u, y) \in \mathfrak{B}\}. \quad (6)$$

Analyzing stability and performance of the velocity-form (5) by means of the concept of dissipativity yields universal guarantees on (1). Hence, consider the following definitions:

**Definition 1.** The system (1) is *velocity-stable*, if (5) is stable with  $\Delta u = 0$ , i.e., for each  $\epsilon > 0$  there exists a  $\delta(\epsilon)$  such that  $\|\Delta x_{k_0}\| \leq \delta(\epsilon) \Rightarrow \|\Delta x_k\| \leq \epsilon, \forall k \geq k_0$ . It is *asymptotic velocity-stable* if it is velocity-stable and for  $\Delta u = 0$  we have  $\lim_{k \rightarrow \infty} \|\Delta x_k\| = 0$ .  $\square$

**Definition 2.** The system (1) is *velocity-dissipative* w.r.t. the supply function  $\mathcal{S}_v : \mathbb{R}^{n_u} \times \mathbb{R}^{n_y} \rightarrow \mathbb{R}$ , if there exists a storage function  $\mathcal{V}_v : \mathbb{R}^{n_x} \rightarrow \mathbb{R}_0^+$  with  $\mathcal{V}_v \in \mathcal{C}_0$ ,  $\mathcal{V}_v \in \mathcal{Q}_0$ , such that

$$\mathcal{V}_v(\Delta x_{k_1+1}) - \mathcal{V}_v(\Delta x_{k_0}) < \sum_{k=k_0}^{k_1} \mathcal{S}_v(\Delta u_k, \Delta y_k), \quad (7)$$

for all  $k_0, k_1 \in \mathbb{Z}$ ,  $k_0 \leq k_1$  and  $(\Delta x, \Delta u, \Delta y) \in \mathfrak{B}_\Delta$ , except when  $\Delta x_k = 0$ .  $\square$

It is well-known that dissipativity implies asymptotic stability if the supply function is negative for trajectories with zero input, i.e.,  $\mathcal{S}_v(0, \Delta y) < 0$  for all  $\Delta y \in \mathbb{R}^{n_y}$  and  $\Delta y \neq 0$  [6].

It has been shown in [6] that velocity-stability and velocity-dissipativity implies strong global notions in terms of *universal shifted asymptotic stability* (US(A)S) and *universal shifted dissipativity* (USD), which are defined as:

**Definition 3.** The system (1) is USS if it is stable w.r.t. all  $(x_*, u_*, y_*) \in \mathcal{E}$ , i.e., if for each  $\epsilon > 0$  there exists a  $\delta(\epsilon)$  such that  $\|x_{k_0} - x_*\| \leq \delta(\epsilon) \Rightarrow \|x_k - x_*\| \leq \epsilon, \forall k \geq k_0$ . It is USAS if it is USS and for all  $(x_*, u_*, y_*) \in \mathcal{E}$  we have  $\lim_{k \rightarrow \infty} \|x_k - x_*\| = 0$  with  $(x, u, y) \in \mathfrak{B}$  for which  $u \equiv u_*$ .  $\square$

**Definition 4.** The system (1) is USD w.r.t. the supply function  $\mathcal{S}_s : \mathbb{U} \times \mathbb{U}^* \times \mathbb{Y} \times \mathbb{Y}^* \rightarrow \mathbb{R}$ , if there exists a storage function  $\mathcal{V}_s : \mathbb{X} \times \mathbb{U}^* \rightarrow \mathbb{R}_0^+$ , which  $\forall (x_*, u_*) \in \pi_{x_*, u_*} \mathcal{E}$  satisfies  $\mathcal{V}_s(\cdot, u_*) \in \mathcal{C}_0$ ,  $\mathcal{V}_s(\cdot, u_*) \in \mathcal{Q}_{x_*}$ , and

$$\mathcal{V}_s(x_{k_1+1}, u_*) - \mathcal{V}_s(x_{k_0}, u_*) < \sum_{k=k_0}^{k_1} \mathcal{S}_s(u_k, u_*, y_k, y_*), \quad (8)$$

for all  $k_0, k_1 \in \mathbb{Z}$ ,  $k_0 \leq k_1$  and  $(x, u, y) \in \mathfrak{B}$ , except when  $x_k = x_*$ .  $\square$

The key-observation is that in [6] it is proven that velocity-dissipativity *implies* USAS, i.e., asymptotic stability of (1) w.r.t. any equilibrium point in  $\mathcal{E}$ . Furthermore, under certain assumptions<sup>2</sup> velocity-dissipativity implies USD, i.e., performance of (1) w.r.t. any equilibrium point in  $\mathcal{E}$ . This inherent implication allows for the design and synthesis of controllers for (1) through the velocity-form that guarantee *global* stability and performance of the NL system. In [6], this has been accomplished in the model-based setting using an LPV surrogate form of (5). We aim to extend this result to the data-based setting by solving the following problem:

*Problem statement:* Consider a system represented by (1) from which  $N$  samples of input-state data have been obtained and collected in the *data-dictionary*  $\mathcal{D}_N^{\text{NL}} = \{u_k^d, x_k^d\}_{k=1}^N$ . How to synthesize a state-feedback controller for (1) purely based on  $\mathcal{D}_N^{\text{NL}}$  that guarantees global stability and performance of the closed-loop system?

### III. DATA-BASED VELOCITY REPRESENTATIONS

In order to realize our objective, we will first show that the velocity-form admits an LPV embedding and that we can obtain an LPV data-driven representation of the original velocity behavior,  $\mathfrak{B}_\Delta$ , purely based on  $\mathcal{D}_N^{\text{NL}}$ .

<sup>2</sup>See [6, Sec. 8.3.3] for the exact conditions and also the discussion in Section IV-C.

### A. LPV embedding of the velocity-form

To apply the embedding principle, we will need to start with the following assumption:

**Assumption 1.** We are given a set of basis functions  $\psi_1, \dots, \psi_{n_p}$  with  $\psi : (\mathbb{X} \times \mathbb{U})^2 \rightarrow \mathbb{P}$ , where  $\mathbb{P}$  is a convex subset of  $\mathbb{R}^{n_p}$ , such that there exist  $A_0, \dots, A_{n_p} \in \mathbb{R}^{n_x \times n_x}$  and  $B_0, \dots, B_{n_p} \in \mathbb{R}^{n_x \times n_u}$  for which

$$A_v(\xi_k, \xi_{k-1}) = A_0 + \sum_{i=1}^{n_p} A_i \psi_i(\xi_k, \xi_{k-1}), \quad (9a)$$

$$B_v(\xi_k, \xi_{k-1}) = B_0 + \sum_{i=1}^{n_p} B_i \psi_i(\xi_k, \xi_{k-1}), \quad (9b)$$

with  $\xi_k = \text{col}(x_k, u_k)$ .  $\square$

*Remark 1.* Note that Assumption 1 is not restrictive, as taking a polynomial basis in  $x_k, u_k, x_{k-1}, u_{k-1}$  approximates  $\psi$  in the ‘true’ decomposition (9) arbitrarily well, because it forms a basis for the Taylor approximation of  $f$ . Hence, explicit prior knowledge of  $f$  is not required for an appropriate choice of  $\psi$ .  $\square$

Based on Assumption 1, we use the given set of functions to define a so-called *scheduling variable*, a signal that collects all the variation, i.e., nonlinearities, of (9) into an  $n_p$ -dimensional signal

$$p_k = \psi(x_k, u_k, x_{k-1}, u_{k-1}) \in \mathbb{P}. \quad (10)$$

Note that  $p_k$  can be computed from measurements of  $y_k = x_k$  and  $u_k$  through  $\psi$ , hence this operation can be also accomplished for the available data set  $\mathcal{D}_N^{\text{NL}}$ . With (10), the LPV embedding of (5) is formulated as

$$\Delta x_{k+1} = \bar{A}_v(p_k) \Delta x_k + \bar{B}_v(p_k) \Delta u_k, \quad (11a)$$

$$\Delta y_k = \Delta x_k, \quad (11b)$$

with  $\bar{A}_v(p_k) = A_0 + \sum_{i=1}^{n_p} A_i p_{i,k}$  and  $\bar{B}_v(p_k) = B_0 + \sum_{i=1}^{n_p} B_i p_{i,k}$ . To use (11) as an attractive surrogate representation of (1) in the LPV framework,  $p_k \in \mathbb{P}$  in (11) is assumed to vary independently from  $(\Delta x_k, \Delta u_k)$ , which results in the behavior of (11) defined as

$$\mathfrak{B}_{\text{LPV}} = \{(\Delta x, \Delta u, \Delta y, p) \in \mathfrak{B}_\Delta \times \mathbb{P}^{\mathbb{Z}} \mid (11) \text{ holds } \forall k \in \mathbb{Z}\}.$$

The assumption of the independent variation of  $p_k$  implies that  $\mathfrak{B}_\Delta \subset \mathfrak{B}_{\text{LPV}}$ , resulting in an embedding of the velocity behavior  $\mathfrak{B}_\Delta$  into a solution set of a linear representation. However, the price for this linearity is paid in the conservatism of the resulting LPV representation. The linearity property is of key importance in the proposed data-driven representation concept, as we are now able to derive an LPV data-driven representation of the velocity-form using only measurements of (1), where  $p_k$  is constructed using the given set of basis functions  $\psi$  and the data.

*Remark 2.* The velocity-form is key to accomplish the LPV embedding, because (i) (5a) naturally appears in an LPV form compared to the required non-unique factorization of  $f$  and  $h$  for the *direct* LPV embedding of (1), and (ii) ensuring (asymptotic) stability and dissipativity guarantees on (11) results in global guarantees on (1), while this is not the case with a direct LPV embedding and LPV analysis of (1), see [12] for further details.  $\square$

### B. Data-driven velocity representations

1) *Open-loop representation:* Based on [13], we now derive a data-driven representation of the velocity-form via the LPV embedding concept of (11), using only the data-dictionary  $\mathcal{D}_{N+1}^{\text{NL}} = \{u_k^{\text{d}}, x_k^{\text{d}}\}_{k=1}^{N+1}$ , measured from (1).

Using  $\mathcal{D}_{N+1}^{\text{NL}}$ , we construct the signals that constitute (11) via (3) and Assumption 1, resulting in the data-dictionary  $\mathcal{D}_N^\Delta = \{\Delta x_k^{\text{d}}, p_k^{\text{d}}, \Delta u_k^{\text{d}}\}_{k=2}^{N+1}$  and the data matrices

$$U_\Delta = [\Delta u_2^{\text{d}} \ \cdots \ \Delta u_N^{\text{d}}] \in \mathbb{R}^{n_u \times N-1}, \quad (12a)$$

$$U_\Delta^{\text{p}} = [p_2^{\text{d}} \otimes \Delta u_2^{\text{d}} \ \cdots \ p_N^{\text{d}} \otimes \Delta u_N^{\text{d}}] \in \mathbb{R}^{n_u n_p \times N-1}, \quad (12b)$$

$$X_\Delta = [\Delta x_2^{\text{d}} \ \cdots \ \Delta x_N^{\text{d}}] \in \mathbb{R}^{n_x \times N-1}, \quad (12c)$$

$$X_\Delta^{\text{p}} = [p_2^{\text{d}} \otimes \Delta x_2^{\text{d}} \ \cdots \ p_N^{\text{d}} \otimes \Delta x_N^{\text{d}}] \in \mathbb{R}^{n_x n_p \times N-1}, \quad (12d)$$

$$\vec{X}_\Delta = [\Delta x_3^{\text{d}} \ \cdots \ \Delta x_{N+1}^{\text{d}}] \in \mathbb{R}^{n_x \times N-1}, \quad (12e)$$

where ‘ $\otimes$ ’ denotes the Kronecker product. Then, following [13], we can write (11a) w.r.t. the measured data as

$$\vec{X}_\Delta = \mathcal{A} \begin{bmatrix} X_\Delta \\ X_\Delta^{\text{p}} \end{bmatrix} + \mathcal{B} \begin{bmatrix} U_\Delta \\ U_\Delta^{\text{p}} \end{bmatrix} = [\mathcal{A} \ \mathcal{B}] \underbrace{\begin{bmatrix} X_\Delta \\ X_\Delta^{\text{p}} \\ U_\Delta \\ U_\Delta^{\text{p}} \end{bmatrix}}_{\mathcal{G}_\Delta}, \quad (13)$$

where  $\mathcal{A} = [A_0 \ \cdots \ A_{n_p}]$  and  $\mathcal{B} = [B_0 \ \cdots \ B_{n_p}]$ . With this, we see that  $[\mathcal{A} \ \mathcal{B}]$  can be represented using only the data matrices (12) in case  $\mathcal{G}_\Delta$  has full row-rank, i.e.,  $\text{rank}(\mathcal{G}_\Delta) = (1 + n_p)(n_x + n_u)$ , which we will refer to as the *persistence of excitation* (PE) condition on  $\mathcal{D}_N^\Delta$ . We can now formulate the *data-driven* representation of (11).

**Definition 5.** Given the PE data-dictionary  $\mathcal{D}_N^\Delta$ . The data-driven representation of  $\mathfrak{B}_{\text{LPV}}$ , i.e., the data-driven representation of (11) is given by

$$\Delta x_{k+1} = \vec{X}_\Delta \mathcal{G}_\Delta^\dagger \begin{bmatrix} \Delta x_k \\ p_k \otimes \Delta x_k \\ \Delta u_k \\ p_k \otimes \Delta u_k \end{bmatrix}, \quad (14)$$

with  $\vec{X}_\Delta$  and  $\mathcal{G}_\Delta$  as in (12) and (13), respectively.  $\square$

This representation allows us to fully characterize the LPV embedding of the velocity-form using only the data set  $\mathcal{D}_{N+1}^{\text{NL}}$  and the set of basis functions  $\psi$ .

2) *Closed-loop representation:* In this paper, we first synthesize an LPV state-feedback controller for the velocity-form, followed by a realization step compute a NL controller for (1). Hence, we first require a data-driven characterization of the closed-loop velocity-form. Consider the controller  $K^{\text{v}}(p_k) = K_0^{\text{v}} + \sum_{i=1}^{n_p} K_i^{\text{v}} p_{i,k}$ , and control-law

$$\Delta u_k = K^{\text{v}}(p_k) \Delta x_k = \mathcal{K}^{\text{v}} \begin{bmatrix} \Delta x_k \\ p_k \otimes \Delta x_k \end{bmatrix}, \quad (15)$$

with  $\mathcal{K}^{\text{v}} = [K_0^{\text{v}} \ \cdots \ K_{n_p}^{\text{v}}]$ . Interconnecting the controller with the embedded velocity-form (11) allows to formulate a data-driven closed-loop representation using [13, Thm. 1].

**Theorem 1.** Given a PE  $\mathcal{D}_N^\Delta$  generated by (1) based on which  $\bar{X}_\Delta$  and  $\mathcal{G}_\Delta$  are constructed according to (12) and (14). Then, the interconnection of (11), i.e., (5), and  $K^v(p_k)$  under the feedback law (15) is represented equivalently as

$$\Delta x_{k+1} = \bar{X}_\Delta \mathcal{V} \begin{bmatrix} \Delta x_k \\ p_k \otimes \Delta x_k \\ p_k \otimes p_k \otimes \Delta x_k \end{bmatrix}, \quad (16)$$

where  $\mathcal{V} \in \mathbb{R}^{N-1 \times n_x(1+n_p+n_p^2)}$  is any matrix that satisfies

$$\underbrace{\begin{bmatrix} I_{n_x} & 0 & 0 \\ 0 & I_{n_p} \otimes I_{n_x} & 0 \\ K_0^v & \bar{K}^v & 0 \\ 0 & I_{n_p} \otimes K_0^v & I_{n_p} \otimes \bar{K}^v \end{bmatrix}}_{\mathcal{M}_{cl}} = \underbrace{\begin{bmatrix} X_\Delta \\ X_\Delta^p \\ U_\Delta \\ U_\Delta^p \end{bmatrix}}_{\mathcal{G}_\Delta} \mathcal{V}, \quad (17)$$

where  $\bar{K}^v = [K_1^v \ \cdots \ K_{n_p}^v]$ .

*Proof.* The proof follows directly from [13, Theorem 1]. ■

We can now apply the direct data-driven LPV state-feedback controller synthesis methods from [13] to design an LPV state-feedback controller for the system (11), i.e., a controller for the velocity-form of (1).

#### IV. DATA-DRIVEN STATE-FEEDBACK CONTROL OF NONLINEAR SYSTEMS WITH GUARANTEES

##### A. Data-driven velocity state-feedback synthesis

Using the closed-loop data-driven representation of the velocity-form of (1), we now formulate synthesis of  $K^v(p_k)$  with the objectives of stabilization of (5) and optimal performance in terms of the quadratic infinite-time horizon cost

$$J(\Delta x, \Delta u) = \sum_{k=1}^{\infty} \Delta x_k^\top Q \Delta x_k + \Delta u_k^\top R \Delta u_k, \quad (18)$$

where  $Q \succcurlyeq 0, R \succ 0$  are user-defined matrices that encode the performance expectations. This objective corresponds to *velocity-dissipativity* of the closed-loop system (the velocity-form (5) driven by the feedback law (15)) w.r.t. the supply function  $\mathcal{S}_v(\Delta u_k, \Delta x_k) = -(\Delta x_k^\top Q \Delta x_k + \Delta u_k^\top R \Delta u_k)$ . Due to space restrictions, we give only a short summary of the synthesis algorithm.

**Theorem 2.** Given a PE  $\mathcal{D}_N^\Delta$  generated by (1), let  $Z \in \mathbb{R}^{n_x \times n_x}$  with  $Z \succ 0$  be the minimizer of  $\sup_{p \in \mathbb{P}} \text{trace}(Z)$ , such that there exist multipliers  $\Xi \in \mathbb{R}^{4n_x n_p \times 4n_x n_p}$ ,  $Y_0 \in \mathbb{R}^{n_u \times n_x}$ , and  $\bar{Y} \in \mathbb{R}^{n_u \times n_x n_p}$  satisfying

$$\begin{bmatrix} * \\ * \end{bmatrix}^\top \begin{bmatrix} \Xi & 0 \\ 0 & W \end{bmatrix}^\top \begin{bmatrix} L_{11} & L_{12} \\ I & 0 \\ L_{21} & L_{22} \end{bmatrix} < 0, \quad (19a)$$

$$\begin{bmatrix} * \\ * \end{bmatrix}^\top \underbrace{\begin{bmatrix} \Xi_{11} & \Xi_{12} \\ \Xi_{12}^\top & \Xi_{22} \end{bmatrix}}_{\Xi} \begin{bmatrix} I \\ \bar{\mathcal{P}} \end{bmatrix} \preceq 0, \quad \Xi_{22} \succ 0, \quad (19b)$$

$$\begin{bmatrix} Z & 0 & 0 \\ 0 & I_{n_p} \otimes Z & 0 \\ Y_0 & \bar{Y} & 0 \\ 0 & I_{n_p} \otimes Y_0 & I_{n_p} \otimes \bar{Y} \end{bmatrix} = \mathcal{G}_\Delta \mathcal{F}, \quad (19c)$$

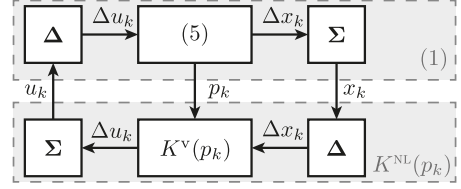


Fig. 1. Realization of the controller.

for all  $p \in \mathbb{P}$ , where<sup>3</sup>  $L_{ij}$  are selection matrices containing 1's and 0's;  $W$  is a matrix dependent on  $Q, R, Z, \bar{X}_\Delta$ , and  $\mathcal{V}$ ;  $\mathcal{F}$  is a matrix dependent on  $\mathcal{V}, Z$ ; and  $\mathcal{P} = \text{diag}(p) \otimes I_{2n_x}$ . Then, the state-feedback controller  $K^v(p_k)$  with  $K_0^v = Y_0 Z^{-1}$ , and  $\bar{K}^v = \bar{Y} (I_{n_p} \otimes Z)^{-1}$  is a stabilizing controller for (11), and achieves the minimum of (18) over all initial conditions  $\Delta x_1 \in \mathbb{R}^{n_x}$  and scheduling trajectories  $p \in \mathbb{P}^N$ .

*Proof.* See [13, Theorem 4]. ■

By reformulation of (19) and assuming that  $\mathbb{P}$  is compact, the synthesis algorithm of Theorem 2 corresponds to a Semi-Definite Program (SDP) with a finite set of *Linear Matrix Inequality* (LMI) constraints. The resulting controller  $K^v(p_k)$  provides stability and performance guarantees for the LPV surrogate form under all possible variations of  $p$ . This – through the embedding principle – implies stability and performance in terms of Definition 1, 2 of the closed-loop velocity-form (5) with  $K^v(\psi(x_k, u_k, x_{k-1}, u_{k-1}))$  where  $p_k$  is substituted by (10). Hence, using *only* the data-dictionary  $\mathcal{D}_N^\Delta$  from the NL system (1), we synthesized a NL controller for the velocity-form. The problem that remains is to show that there exists a NL controller  $K^{NL}$  for which  $K^v$  is its velocity-form. In that case, we can show that applying  $K^{NL}$  on the unknown system (1) will imply USAS and USD guarantees of the closed-loop operation.

##### B. Realization of the nonlinear controller

For the controller realization, we use the time-difference and summing operators  $\Delta$  and  $\Sigma$  on signals, such that  $\Sigma \Delta x_k = x_k$ ,  $\Delta x_k = \Delta x_k$  and  $\Delta(\Sigma \Delta x_k) = \Delta x_k$ . Note that these are the DT equivalents of the time-integration and differentiation operators in CT. Hence, if we apply these to the closed-loop as depicted in Fig. 1, we can define the nonlinear controller as

$$K^{NL} : \begin{cases} \chi_{k+1} = \begin{bmatrix} 0 & 0 \\ -K^v(p_k) & I \end{bmatrix} \chi_k + \begin{bmatrix} I \\ K^v(p_k) \end{bmatrix} x_k, \\ u_k = \begin{bmatrix} -K^v(p_k) & I \end{bmatrix} \chi_k + K^v(p_k) x_k, \\ p_k = \psi(x_k, u_k, \chi_k), \end{cases} \quad (20)$$

where  $\chi_k = [x_{k-1}^\top \ u_{k-1}^\top]^\top$ . This is easily derived by noting that  $u_k = \Delta u_k + u_{k-1}$ , i.e.,

$$\Delta u_k = K^v(p_k) \Delta x_k, \quad (21a)$$

$$(u_k - u_{k-1}) = K^v(p_k)(x_k - x_{k-1}), \quad (21b)$$

$$u_k = K^v(p_k)(x_k - x_{k-1}) + u_{k-1}. \quad (21c)$$

Hence, the interconnection of  $K^v(p_k)$  with (5) is in fact the velocity-form of the interconnection of (20) with (1).

<sup>3</sup>See Appendix I for a more detailed specification of these matrices.

Note that  $K^{\text{NL}}$  must satisfy a well-posedness condition in the output equation, due to the dependency of  $p_k$  on  $u_k$ . This can either be enforced within the given set of  $\psi$  functions, solved as an optimization problem, e.g.,  $\min \|u_k\|$  subject to (21c), or using  $u_{k-1}$  for  $u_k$  as an approximative solution.

### C. Stability and performance guarantees

With the realization of the controller for the original form of the NL system established, we are ready to present the main result of the paper:

**Theorem 3.** *Given a PE  $\mathcal{D}_N^\Delta$  from (1), with which a stabilizing controller  $K^v$  is synthesized via Theorem 2. Then, the interconnection of the realized controller  $K^{\text{NL}}$  (20) and the NL system (1) is USAS.*

*Proof.* With the synthesis of  $K^v$ , we know that the velocity-form (5) in closed-loop with  $K^v$  is asymptotically stable. Realization of the controller  $K^{\text{NL}}$  ensures that (i) its velocity-form is  $K^v$  and (ii) (1) in closed-loop with  $K^{\text{NL}}$  has a velocity-form that is the interconnection of (5) with  $K^v$ . Based on [6, Theorem 8.3], asymptotic stability of the velocity-form implies USAS of the original system, i.e., the closed-loop interconnection of (1) with  $K^{\text{NL}}$ . ■

**Conjecture 1.** *Given a PE  $\mathcal{D}_N^\Delta$  from (1) with which a stabilizing controller  $K^v$  is synthesized via Theorem 2. Then, the interconnection of the realized controller  $K^{\text{NL}}$  (20) and the NL system (1) is USD w.r.t. the supply function  $\mathcal{S}_s(u_k, u_*, x_k, x_*) = -(x_k - x_*)^\top Q(x_k - x_*) - (u_k - u_*)^\top R(u_k - u_*)$ . □*

We introduced the implication of performance as a conjecture, because the link between velocity-dissipativity and USD has not been formally proven – only under certain technical conditions, see [6, Sec. 8.3]. However, the analysis of USD through the velocity-form shares strong similarities with analysis of a stronger dissipativity notion called *incremental dissipativity* [6]. Hence, there are strong indications that velocity-dissipativity w.r.t. a quadratic supply function implies USD w.r.t. a quadratic supply function.

Finally, we want to note that the universal shifted controller guarantees convergence to an equilibrium point  $(x_*, u_*) \in \mathcal{E}$ . To ensure that the system is driven to a desired equilibrium point, we can add integrators to  $K^v$  that can be tuned with a parameter  $\alpha$ , see e.g., [6, Corollary 8.2] and the example in Section V.

## V. SIMULATION STUDY

We demonstrate the applicability of our results on a simulator of an unbalanced disc system, for which we synthesize a universal shifted data-driven state-feedback controller and compare it with a data-driven state-feedback LPV controller that uses a direct LPV embedding of the NL system. For comparison, we also synthesize an LTI data-driven controller. The *continuous-time* (CT) dynamics of the unbalanced disc system mimic those of an inverted pendulum and are thus described by the following ordinary differential equation

$$\ddot{\theta}(t) = -\frac{mgl}{J} \sin(\theta(t)) - \frac{1}{\tau} \dot{\theta}(t) + \frac{K_m}{\tau} u(t), \quad (22)$$

where  $\theta$  is the angular position of the disc in radians,  $u$  is the input voltage to the system, which is its control input, and  $m, g, l, J, \tau, K_m$  are the physical parameters of the system that we take from [13, Table I]. Discretizing the dynamics using a first-order Euler method and writing them in the form of (1) gives

$$x_{1,k+1} = x_{1,k} + T_s x_{2,k}, \quad (23a)$$

$$x_{2,k+1} = \left(\frac{T_s}{\tau} - 1\right)x_{2,k} - \frac{T_s mgl}{J} \sin(x_{1,k}) + \frac{T_s K_m}{\tau} u_k, \quad (23b)$$

where  $x_k = [\theta_k \ \dot{\theta}_k]^\top$ . We choose the sampling-time as  $T_s = 0.01$  [s], which gives a negligible discretization error through the Euler scheme. The control objective is to design a controller that tracks a reference for  $\theta_k$  with zero steady-state error, which requires integrator action. We introduce the integrator behavior with the tuning parameter  $\alpha$ , see [6, Corollary 8.2]. For the direct LPV design, we introduce integrator behavior by adding an augmented state  $x_{\text{aug},k+1} = \alpha x_{\text{aug},k} + \theta_{\text{ref},k} - x_{1,k}$ . Note that with the extra state, we require a larger data-dictionary for the construction of the direct data-driven LPV representation.

The velocity-form of (23) can be computed analytically:

$$\Delta x_{k+1} = A_v(x_{1,k}, x_{1,k-1}) \Delta x_k + B_v \Delta u_k, \quad (24a)$$

$$\Delta y_k = \Delta x_k, \quad (24b)$$

where  $B_v = [0 \ \frac{T_s K_m}{\tau}]^\top$  and

$$A_v(x_{1,k}, x_{1,k-1}) = \begin{bmatrix} 1 & T_s \\ -\frac{T_s mgl}{J} \text{sind}(x_{1,k}, x_{1,k-1}) & 1 - \frac{T_s}{\tau} \end{bmatrix},$$

with  $\text{sind}(a, b) := \frac{\sin(a) - \sin(b)}{a - b}$ . For the data-driven design of the NL universal shifted controller, we choose<sup>4</sup>  $p_k := \psi(x_{1,k}, x_{1,k-1}) = \text{sind}(x_{1,k}, x_{1,k-1})$ , which allows for an LPV embedding of the velocity-form (24). Note that  $\lim_{x_{1,k} \rightleftharpoons x_{1,k-1}} \psi(x_{1,k}, x_{1,k-1})$  exists and for all trajectories of (23)  $\psi(x_{1,k}, x_{1,k-1}) \in [-1, 1]$  that we take as  $\mathbb{P}$ . For the direct data-driven LPV design, we follow [13] to formulate an LPV embedding of (23) where we choose  $p_k = \frac{\sin(x_{1,k})}{x_{1,k}}$ , which is well-defined for  $x_{1,k} = 0$ .

We are now ready to construct the LPV data-driven representations and synthesize controllers for the velocity-form and the original system. To construct well-posed data-driven representations for both approaches, while using the same data-set, we need  $\text{rank}(\mathcal{G}) = (1 + n_p)(n_x + 1 + n_u) = 8$ , i.e., we need  $N \geq 8$ . The data-dictionary  $\mathcal{D}_{N+1}^{\text{NL}}$  is obtained by applying white noise  $u_k^d \sim \mathcal{N}(0, 3)$  to (23) under initial condition  $x_1^d \sim \mathcal{U}(0, 1)$ . The resulting  $\mathcal{D}_{N+1}^{\text{NL}}$  is shown in Fig. 2, where the additional data-points required for the augmented LPV representation are given in gray. Using  $\mathcal{D}_{N+1}^{\text{NL}}$ , we construct the direct data-driven LPV representation as in [13] and for the velocity-form we construct (12) and verify that indeed  $\text{rank}(\mathcal{G}_\Delta) = (1 + n_p)(n_x + n_u) = 6$ , which yields a well-posed LPV velocity data-driven representation of (24).

<sup>4</sup>This basis is used for simplicity and comparison purposes with the direct LPV design, but one could alternatively choose a polynomial basis.

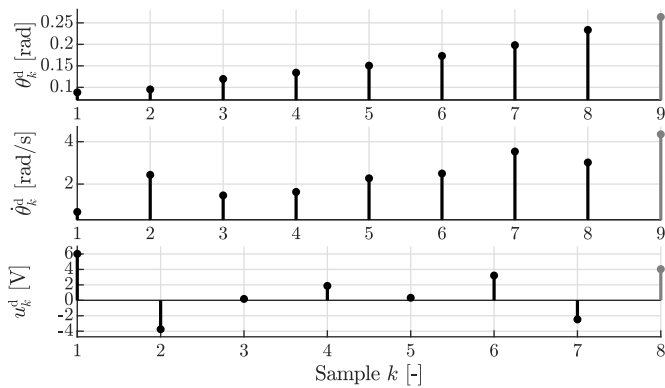


Fig. 2. Data-dictionary  $\mathcal{D}_{N+1}^{\text{NL}}$  used for the NL and LPV control synthesis with  $N = 8$ . The extra gray (—) data-points are required for the direct LPV representation, because of the added state for the integrator behavior.

Using the constructed representations, we design an LPV controller and a universal shifted controller (with integral action) using [13, Theorem 4] and Theorem 2, respectively. The tuning parameters are chosen as  $Q = I$ ,  $R = 2$ ,  $\alpha = 0.9$ . Running the synthesis algorithms yield  $K^{\text{V}}$  and  $K^{\text{LPV}}$ , with

$$\begin{aligned} K_0^{\text{V}} &= [-9.85 \quad -1.08], & K_0^{\text{LPV}} &= [-9.11 \quad -0.99 \quad -8.88], \\ K_1^{\text{V}} &= [-1.26 \quad -0.005], & K_1^{\text{LPV}} &= [0.12 \quad 0.03 \quad 15.2]. \end{aligned}$$

We want to highlight here that (23) in closed-loop with the universal shifted controller with  $K^{\text{V}}$  as above implies that the closed-loop system is USAS, while the LPV controller can only ensure stability of the origin of the NL closed-loop system. The latter is problematic for reference tracking [12], which we showcase in the following simulation study.

We simulate<sup>5</sup> (23) in closed-loop with the LPV and universal shifted controller for the initial condition  $x_1 = [\frac{\pi}{4} \quad 5]^{\top}$ . The system must follow a step-reference of magnitude  $\frac{\pi}{2}$ , which pushes the closed-loop away from the origin. The simulated responses of the closed-loops are plotted in Fig. 3, which shows that both controllers can regulate the system back to the origin. However, when the step reference is applied, only the universal shifted controller can drive the system to the reference, while the LPV controller ends up in a limit cycle. A data-driven LTI state-feedback controller is also designed under the same data and specifications. With this controller, the system directly diverges, see Fig. 3.

This example shows that we can synthesize state-feedback controllers for general NL systems of the form (1) that are globally stabilizing and performing while using *only* a given a basis set  $\psi$  that is assumed to span the nonlinearities and measured data from the system.

## VI. CONCLUSIONS

By connecting results on velocity-dissipativity/stability and universal shifted dissipativity/stability with data-driven controller design, we have shown that the data-driven velocity-form of a general NL system with full state-observation enables direct data-driven control of NL systems with global stability and performance guarantees. The elegance and effectiveness of this concept is demonstrated on a

<sup>5</sup>See [youtu.be/NeOC9FBipMY](https://youtu.be/NeOC9FBipMY) for an animation of the simulations.

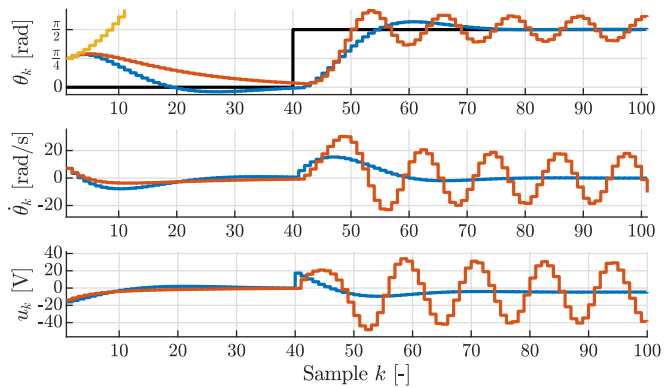


Fig. 3. Response of the unbalanced disc with the universal shifted controller (—) and the LPV controller (—) in closed-loop for a step reference (—). An LTI controller designed with the same specifications diverges directly (—).

simulation example of a nonlinear unbalanced disc system. The presented concepts in this paper can be seen as the first approach that achieves direct data-driven analysis and control in the general NL setting. For future research, we aim to use the data-driven velocity-form for general NL input-output-representations and derive the corresponding analysis and synthesis methods under a dynamic output-feedback setting.

## REFERENCES

- [1] J. C. Willems, P. Rapisarda, I. Markovsky, and B. L. M. De Moor, “A note on persistency of excitation,” *Systems & Control Letters*, vol. 54, no. 4, pp. 325–329, 2005.
- [2] I. Markovsky and F. Dörfler, “Behavioral systems theory in data-driven analysis, signal processing, and control,” *Annual Reviews in Control*, vol. 52, pp. 42–64, 2021.
- [3] C. De Persis, M. Rotulo, and P. Tesi, “Learning controllers from data via approximate nonlinearity cancellation,” *IEEE Transactions on Automatic Control*, 2023.
- [4] J. Berberich, J. Köhler, M. A. Müller, and F. Allgöwer, “Linear tracking MPC for nonlinear systems – Part II: The data-driven case,” *IEEE Transactions on Automatic Control*, vol. 67, no. 9, pp. 4406–4421, 2022.
- [5] I. Markovsky, “Data-driven simulation of nonlinear systems via linear time-invariant embedding,” VUB (Brussels), Tech. Rep., 2021.
- [6] P. J. W. Koelewijn, “Analysis and Control of Nonlinear Systems with Stability and Performance Guarantees: A Linear Parameter-Varying Approach,” Ph.D. Thesis, Eindhoven University of Technology, 2023.
- [7] C. Verhoeck, R. Tóth, S. Haesaert, and A. Koch, “Fundamental Lemma for Data-Driven Analysis of Linear Parameter-Varying Systems,” in *Proc. of the 60th IEEE Conference on Decision and Control*, 2021.
- [8] C. Scherer and S. Weiland, “Linear matrix inequalities in control,” *Lecture Notes, DISC, The Netherlands*, 2021.
- [9] M. Guo, C. De Persis, and P. Tesi, “Data-driven stabilization of nonlinear polynomial systems with noisy data,” *IEEE Transactions on Automatic Control*, vol. 67, no. 8, pp. 4210–4217, 2021.
- [10] V. Breschi, A. Chiuso, and S. Formentin, “The role of regularization in data-driven predictive control,” *arXiv:2203.10846*, 2022.
- [11] P. J. W. Koelewijn and R. Tóth, “Automatic Grid-based LPV Embedding of Nonlinear Systems,” Eindhoven University of Technology, Eindhoven, The Netherlands, Technical Report TUE CS, 2021.
- [12] P. J. W. Koelewijn, G. S. Mazzocante, R. Tóth, and S. Weiland, “Pitfalls of guaranteeing asymptotic stability in LPV control of nonlinear systems,” in *Proc. of the 2020 European Control Conference (ECC)*. IEEE, 2020, pp. 1573–1578.
- [13] C. Verhoeck, R. Tóth, and H. S. Abbas, “Direct Data-Driven State-Feedback Control of Linear Parameter-Varying Systems,” *Submitted to IEEE Transactions on Automatic Control*, 2022.

APPENDIX I  
DETAILED DESCRIPTION OF THEOREM 2

We will first need to introduce a few variables that are necessary to formulate the theorem in more detail. For a  $Z = Z^\top \in \mathbb{R}^{n_x \times n_x}$  define

$$Z_0 := \text{blkdiag}(Z, 0_{n_x n_p \times n_x n_p}), \quad (25a)$$

and for  $\vec{X}_\Delta$  in (12) define

$$\vec{X}_\Delta := \text{blkdiag}(\vec{X}_\Delta, I_{n_p} \otimes \vec{X}_\Delta). \quad (25b)$$

Furthermore, for a  $\mathcal{V}$  satisfying (17), define the matrices  $F_Q$  and  $\mathcal{F}$  as

$$\begin{aligned} \mathcal{V} \begin{bmatrix} I_{n_x} \\ p_k \otimes I_{n_x} \\ p_k \otimes p_k \otimes I_{n_x} \end{bmatrix} Z &= \\ &= \begin{bmatrix} I_N \\ p_k \otimes I_N \end{bmatrix}^\top F_Q \begin{bmatrix} I_{n_x} \\ p_k \otimes I_{n_x} \end{bmatrix} = \mathcal{F} \begin{bmatrix} I_{n_x} \\ p_k \otimes I_{n_x} \\ p_k \otimes p_k \otimes I_{n_x} \end{bmatrix}. \end{aligned} \quad (25c)$$

With these variables, we can formulate the synthesis method that provides an LPV state-feedback controller that guarantees stability and quadratic performance of the closed-loop system in terms of the following theorem.

**Theorem 4.** *Given a PE  $\mathcal{D}_N^\Delta$  generated by (1), let  $Z = Z^\top \in \mathbb{R}^{n_x \times n_x}$  with  $Z \succ 0$  be the minimizer of  $\sup_{p \in \mathbb{P}} \text{trace}(Z)$  such that there exist multipliers  $\Xi$ ,  $F_Q$  as in (25c), and  $\mathcal{V}$ , satisfying*

$$\begin{bmatrix} * \\ * \end{bmatrix}^\top \begin{bmatrix} \Xi & 0 \\ 0 & W \end{bmatrix}^\top \begin{bmatrix} L_{11} & L_{12} \\ I & 0 \\ L_{21} & L_{22} \end{bmatrix} \prec 0, \quad (26a)$$

$$\begin{bmatrix} * \\ * \end{bmatrix}^\top \underbrace{\begin{bmatrix} \Xi_{11} & \Xi_{12} \\ \Xi_{12}^\top & \Xi_{22} \end{bmatrix}}_{\Xi} \begin{bmatrix} I \\ \mathcal{P} \end{bmatrix} \preceq 0, \quad \Xi_{22} \succ 0, \quad (26b)$$

$$\begin{bmatrix} Z & 0 & 0 \\ 0 & I_{n_p} \otimes Z & 0 \\ Y_0 & \bar{Y} & 0 \\ 0 & I_{n_p} \otimes Y_0 & I_{n_p} \otimes \bar{Y} \end{bmatrix} = \mathcal{G}_\Delta \mathcal{F}, \quad (26c)$$

for all  $p \in \mathbb{P}$ , where

$$\mathcal{V} = [Y_0 \quad \bar{Y}], \quad (27a)$$

$$\mathcal{P} = \text{diag}(p) \otimes I_{2n_x}, \quad (27b)$$

$$L_{11} = 0_{2n_x n_p \times 2n_x n_p}, \quad (27c)$$

$$L_{12} = [\mathbf{1}_{n_p} \otimes I_{2n_x} \quad 0_{2n_x n_p \times (n_x + n_u)}], \quad (27d)$$

$$L_{21} = \begin{bmatrix} 0_{n_x \times 2n_x n_p} \\ I_{n_p} \otimes \Gamma_1 \\ 0_{n_x \times 2n_x n_p} \\ I_{n_p} \otimes \Gamma_2 \\ 0_{(n_x + n_u) \times 2n_x n_p} \end{bmatrix}, \quad \begin{aligned} \Gamma_1 &= [I_{n_x} \quad 0], \\ \Gamma_2 &= [0 \quad I_{n_x}], \end{aligned} \quad (27e)$$

$$L_{22} = \begin{bmatrix} \Gamma_1 & 0 \\ \mathbf{1}_{n_p} \otimes 0_{n_x \times 2n_x} & 0 \\ \Gamma_2 & 0 \\ \mathbf{1}_{n_p} \otimes 0_{n_x \times 2n_x} & 0 \\ 0 & I_{(n_x + n_u)} \end{bmatrix}, \quad (27f)$$

$$W = \begin{bmatrix} Z_0 & F_Q^\top \vec{X}_\Delta^\top & \begin{bmatrix} ZQ^{\frac{1}{2}} \\ 0 \end{bmatrix} & \mathcal{Y}^\top R^{\frac{1}{2}} \\ \vec{X}_\Delta F_Q & Z_0 & 0 & 0 \\ \begin{bmatrix} Q^{\frac{1}{2}} Z & 0 \end{bmatrix} & 0 & I_{n_x} & 0 \\ R^{\frac{1}{2}} \mathcal{V} & 0 & 0 & I_{n_u} \end{bmatrix}, \quad (27g)$$

with  $\mathbf{1}_n = [1 \quad \dots \quad 1]^\top \in \mathbb{R}^n$ , and  $Z_0, \vec{X}_\Delta, \mathcal{F}$  as in (25). Then, the state-feedback controller  $K^v(p_k)$  with  $K_0^v = Y_0 Z^{-1}$ , and  $\bar{K}^v = \bar{Y} (I_{n_p} \otimes Z)^{-1}$  is a stabilizing controller for (5), and achieves the minimum of (18) over all initial conditions  $\Delta x_1 \in \mathbb{R}^{n_x}$  and scheduling trajectories  $p \in \mathbb{P}^{\mathbb{N}}$ .

*Proof.* See [13]. ■