

Finite element discretization of a biological network formation system: a preliminary study

Clarissa Astuto¹, Daniele Boffi^{1,2}, and Fabio Credali^{1,2}

¹King Abdullah University of Science and Technology (KAUST), 4700, Thuwal, Saudi Arabia

²Department of Mathematics "F. Casorati", University of Pavia, Pavia, Italy

January 16, 2025

Abstract

A finite element discretization is developed for the Cai-Hu model, describing the formation of biological networks. The model consists of a non linear elliptic equation for the pressure p and a non linear reaction-diffusion equation for the conductivity tensor \mathbb{C} . The problem requires high resolution due to the presence of multiple scales, the stiffness in all its components and the non linearities. We propose a low order finite element discretization in space coupled with a semi-implicit time advancing scheme. The code is validated with several numerical tests performed with various choices for the parameters involved in the system. In absence of the exact solution, we apply Richardson extrapolation technique to estimate the order of the method.

1 Introduction

The branching structure of biological transport networks, such as leaf venations and blood flow, has been the object of extensive research due to their widespread existence in living organisms and natural phenomena.

It has been suggested that the optimization of energy consumption, as a result of natural selection, governs the branching structure. In 2013, Hu and Cai [1] proposed a global energy functional approach that considers both material and metabolism costs but driven by local information, such as wall shear stress on the tube walls. This model, referred to as the Cai-Hu model [2], has been also studied in several subsequent papers [3, 4, 5].

The considered equations have been recently analyzed, from the numerical point of view, making use of finite difference schemes [6, 7]. Finite element methods (FEM) (see, e.g., [8]) are appealing for their flexibility and widely used by the mathematical community. In this work we present a low order finite element method for solving the biological network PDE system in tensor form and capture the steady state solution. The approximation of

biological network formation has been already studied by means of mixed finite elements [4] in the case of the corresponding vector model. A comparison between the two different versions, tensor and vector models, has been showed in [7].

Our code is based on the finite elements library FreeFEM [9, 10], which proposes a large variety of triangular finite elements to solve partial differential equations. FreeFEM has been already used for numerical computations of stationary states of fast-rotating Bose–Einstein condensates [11], and for the minimization of energy functionals associated with Ginzburg–Landau and Schrödinger models [12, 13].

The paper is organized as follows: in Section 2, we introduce the tensor PDE model and we show the derivation of the weak formulation. In Section 3, we describe the discrete version of the problem by coupling finite elements in space with a semi-implicit time advancing scheme based on Backward Euler. In Section 4, we report and discuss accuracy tests and results of the numerical simulations. Finally, in Section 5, we summarize the results and draw some conclusions.

2 Mathematical model

We consider an elliptic-parabolic system of partial differential equations for the conductivity tensor, $\mathbb{C} \in \mathbb{R}^{2 \times 2}$, and a pressure scalar force, $p \in \mathbb{R}$. The model, introduced in [1], reads

$$-\nabla \cdot ((r\mathbb{I} + \mathbb{C})\nabla p) = S, \quad \text{in } \Omega \quad (1)$$

$$\frac{\partial \mathbb{C}}{\partial t} - D^2 \Delta \mathbb{C} - c^2 \nabla p \otimes \nabla p + \alpha \|\mathbb{C}\|^{\gamma-2} \mathbb{C} = 0, \quad \text{in } \Omega. \quad (2)$$

The term $S = S(\vec{x})$ denotes the distribution of sources and sinks, which is a known datum. The function $r : \Omega \rightarrow \mathbb{R}^+$, with $r(x) \geq r_0 > 0$, describes the isotropic background permeability of the medium. In Eq. (2) the diffusion coefficient $D > 0$ controls the random effects in the transportation medium, while the activation parameter $c > 0$ describes the tendency of the network to align with the pressure gradient. The reaction term $\alpha \|\mathbb{C}\|^{\gamma-2} \mathbb{C}$, where $\|\cdot\|$ denotes the Frobenius norm, models the metabolic cost of maintaining the network structure, with metabolic coefficient $\alpha > 0$ and metabolic exponent $\gamma > 0$. For instance, for leaf venation in plants, $1/2 \leq \gamma \leq 1$ [1, 14].

We consider Eqs.(1–2) in a bounded domain $\Omega \subset \mathbb{R}^2$, with smooth boundary $\partial\Omega$. We choose homogeneous Neumann boundary conditions for p and \mathbb{C} on $\partial\Omega$,

$$\nabla p(t, \vec{x}) \cdot \nu = 0, \quad \nabla \mathbb{C}(t, \vec{x}) \cdot \nu = 0, \quad \vec{x} \in \partial\Omega, t \geq 0 \quad (3)$$

where ν denotes the outer normal vector to $\partial\Omega$. With the homogeneous Neumann boundary condition for the pressure p , we impose the global mass balance

$$\int_{\Omega} S(\vec{x}) d\vec{x} = 0 \quad (4)$$

to ensure solvability of Eq. (1). At the end, the system is closed by defining an initial condition $\mathbb{C}_0 \geq 0$ for the conductivity \mathbb{C} ,

$$\mathbb{C}(t = 0, \vec{x}) = \mathbb{C}_0(\vec{x}) \quad \text{in } \Omega. \quad (5)$$

The system is derived as gradient flow of an energy functional, consisting of a diffusive term, an activation term and a metabolic cost term. The expression for the functional $\mathcal{E}[\mathbb{C}]$ reads

$$\mathcal{E}[\mathbb{C}] := \int_{\Omega} \left(\frac{D^2}{2} |\nabla \mathbb{C}|^2 + c^2 \nabla p[\mathbb{C}] \cdot \mathbb{P}[\mathbb{C}] \nabla p[\mathbb{C}] + \frac{\alpha}{\gamma} |\mathbb{C}|^\gamma \right) d\vec{x}, \quad (6)$$

where $\mathbb{P}[\mathbb{C}] = r\mathbb{I} + \mathbb{C}$, and, in Section 4, we are going to see that our numerical method agrees with the mathematical model since the energy decays in time.

Before presenting the variational formulation of Eqs.(1–2), we discuss the functional analysis setting in which we are going to work.

The variable p is the solution of the diffusion equation with Neumann boundary conditions, consequently we impose a null-mean condition that guarantees uniqueness of the solution. Therefore, we introduce the space Q defined as

$$Q = \left\{ q \in H^1(\Omega) : \int_{\Omega} q \, d\Omega = 0 \right\}. \quad (7)$$

For the conductivity tensor \mathbb{C} , we introduce the following tensor-valued space, which takes into account the symmetry

$$\mathbf{V} = \left\{ \mathbb{B} \in [H^1(\Omega)]^{2 \times 2} : \mathbb{B} = \mathbb{B}^\top \right\}. \quad (8)$$

Multiplying Eqs.(1–2) by test functions $q \in Q$ and $\mathbb{B} \in \mathbf{V}$, respectively, and integrating, we obtain

$$- \int_{\Omega} \nabla \cdot ((r\mathbb{I} + \mathbb{C}) \nabla p) \, q \, d\Omega = \int_{\Omega} S \, q \, d\Omega \quad \forall q \in Q \quad (9)$$

$$\int_{\Omega} \frac{\partial \mathbb{C}}{\partial t} \mathbb{B} \, d\Omega - D^2 \int_{\Omega} (\Delta \mathbb{C}) \mathbb{B} \, d\Omega - c^2 \int_{\Omega} (\nabla p \otimes \nabla p) \mathbb{B} \, d\Omega + \alpha \int_{\Omega} \|\mathbb{C}\|^{\gamma-2} \mathbb{C} \mathbb{B} \, d\Omega = 0 \quad \forall \mathbb{B} \in \mathbf{V}. \quad (10)$$

Integrating by parts and taking into account the boundary conditions, we have

$$\int_{\Omega} (r\mathbb{I} + \mathbb{C}) \nabla p \cdot \nabla q \, d\Omega = \int_{\Omega} S \, q \, d\Omega \quad \forall q \in Q \quad (11)$$

$$\begin{aligned} \int_{\Omega} \frac{\partial \mathbb{C}}{\partial t} \mathbb{B} \, d\Omega + D^2 \int_{\Omega} \nabla \mathbb{C} : \nabla \mathbb{B} \, d\Omega \\ - c^2 \int_{\Omega} (\nabla p \otimes \nabla p) \mathbb{B} \, d\Omega + \alpha \int_{\Omega} \|\mathbb{C}\|^{\gamma-2} \mathbb{C} \mathbb{B} \, d\Omega = 0 \quad \forall \mathbb{B} \in \mathbf{V}. \end{aligned} \quad (12)$$

Finally, denoting by (\cdot, \cdot) the scalar product in $L^2(\Omega)$, our problem in variational formulation reads as follows.

Problem 1. *Given $S \in L^2(\Omega)$ and $\mathbb{C}_0 \in \mathbf{V}$, such that $\nabla \mathbb{C}^0(t, \vec{x}) \cdot \nu = 0$, find $p(t) \in Q$ and $\mathbb{C}(t) \in \mathbf{V}$ such that, for almost every $t \in (0, T)$, it holds*

$$((r\mathbb{I} + \mathbb{C})\nabla p, \nabla q) = (S, q) \quad \forall q \in Q \quad (13)$$

$$\left(\frac{\partial \mathbb{C}(t)}{\partial t}, \mathbb{B} \right) + D^2(\nabla \mathbb{C}(t), \nabla \mathbb{B}) \quad (14)$$

$$- c^2(\nabla p(t) \otimes \nabla p(t), \mathbb{B}) + \alpha(\|\mathbb{C}(t)\|^{\gamma-2} \mathbb{C}(t), \mathbb{B}) = 0 \quad \forall \mathbb{B} \in \mathbf{V}$$

$$\nabla p(t, \vec{x}) \cdot \nu = 0 \quad \text{on } \partial\Omega \quad (15)$$

$$\nabla \mathbb{C}(t, \vec{x}) \cdot \nu = 0 \quad \text{on } \partial\Omega \quad (16)$$

$$\mathbb{C}(0, \vec{x}) = \mathbb{C}_0(\vec{x}) \quad \text{in } \Omega. \quad (17)$$

3 Discretization

We discretize Problem 1 in space by finite elements. Let us consider a mesh \mathcal{T}_h of Ω with mesh size h , so that we can introduce two finite dimensional subspaces $Q_h \subset Q$ and $\mathbf{V}_h \subset \mathbf{V}$. The discrete problems is the following one.

Problem 2. *Given $S \in L^2(\Omega)$ and $\mathbb{C}_{0,h} \in \mathbf{V}_h$, such that $\nabla \mathbb{C}_h^0(t, \vec{x}) \cdot \nu = 0$, find $p_h(t) \in Q_h$ and $\mathbb{C}_h(t) \in \mathbf{V}_h$ such that, for almost every $t \in (0, T)$, it holds*

$$((r\mathbb{I} + \mathbb{C}_h)\nabla p_h, \nabla q_h) = (S, q_h) \quad \forall q_h \in Q_h \quad (18)$$

$$\left(\frac{\partial \mathbb{C}_h(t)}{\partial t}, \mathbb{B}_h \right) + D^2(\nabla \mathbb{C}_h(t), \nabla \mathbb{B}_h) \quad (19)$$

$$- c^2(\nabla p_h(t) \otimes \nabla p_h(t), \mathbb{B}_h) + \alpha(\|\mathbb{C}_h(t)\|^{\gamma-2} \mathbb{C}_h(t), \mathbb{B}_h) = 0 \quad \forall \mathbb{B}_h \in \mathbf{V}_h$$

$$\nabla p_h(t, \vec{x}) \cdot \nu = 0 \quad \text{on } \partial\Omega \quad (20)$$

$$\nabla \mathbb{C}_h(t, \vec{x}) \cdot \nu = 0 \quad \text{on } \partial\Omega \quad (21)$$

$$\mathbb{C}_h(0, \vec{x}) = \mathbb{C}_{0,h}(\vec{x}) \quad \text{in } \Omega. \quad (22)$$

We now discuss the discretization in time. We consider a uniform partition of the time interval $[0, T]$ in $N \in \mathbb{N}$ parts of length Δt denoting the nodes by $t^n = n\Delta t$ and $\mathbb{C}_h^n \approx \mathbb{C}_h(t^n)$. A first order semi-implicit approximation of the time derivative of \mathbb{C}_h is obtained with Implicit Euler scheme

$$\frac{\partial \mathbb{C}_h(t_{n+1})}{\partial t} \approx \frac{\mathbb{C}_h^{n+1} - \mathbb{C}_h^n}{\Delta t}$$

so that Eq. (19) can be rewritten as

$$\begin{aligned} (\mathbb{C}_h^{n+1}, \mathbb{B}_h) + \Delta t D^2(\nabla \mathbb{C}_h^{n+1}, \nabla \mathbb{B}_h) - \Delta t c^2(\nabla p_h^n \otimes \nabla p_h^n, \mathbb{B}_h) + \Delta t \alpha \left((\|\mathbb{C}_h^n\| + \varepsilon)^{\gamma-2} \mathbb{C}_h^{n+1}, \mathbb{B}_h \right) \\ = (\mathbb{C}_h^n, \mathbb{B}_h), \end{aligned}$$

where we add a *regularization parameter* $\varepsilon > 0$, to prevent the instability coming from the division by zero when $\gamma < 1$ (see [7, 6] for more details). In order to solve Problem 2, we adopt a partitioned scheme; in particular, the nonlinear term $(\nabla p_h^n \otimes \nabla p_h^n, \mathbb{B}_h)$ is computed by means of p_h^n , which is obtained by solving

$$((r\mathbb{I} + \mathbb{C}_h^n) \nabla p_h^n, \nabla q_h) = (S, q_h)$$

at the previous time step. Moreover, we remark that the nonlinear metabolic term

$$\left((\|\mathbb{C}_h^n\| + \varepsilon)^{\gamma-2} \mathbb{C}_h^{n+1}, \mathbb{B}_h \right)$$

is treated explicitly.

In this setting, our time advancing scheme is of order one. Anyway, a second order scheme cannot be easily obtained because of the nonlinearity of the system. Fully second order accuracy could be recovered by adopting, for example, a predicted pressure at time $t^{n+1/2}$, as suggested in [15], or by treating the metabolic term by means of a semi-implicit IMEX approach (see, e.g., [16]).

4 Results

In this section we perform several simulations with different choices of the parameters involved in the discrete model. In particular, we see that the results agree with the previous work obtained with finite difference schemes [6, 7].

The considered domain is $\Omega = [0, 1] \times [0, 1]$ and the initial conditions and source term are defined in Eqs.(23–24). In Table 1 we collect the values of all the parameters related to our tests.

We define the initial condition for each component of the tensor $\mathbb{C}_0(\vec{x})$ and the source function $S(\vec{x})$ as follows:

$$\mathbb{C}_0^{(1,1)}(\vec{x}) = 1, \quad \mathbb{C}_0^{(1,2)}(\vec{x}) = 0, \quad \mathbb{C}_0^{(2,2)}(\vec{x}) = 1, \quad (23)$$

$$S(\vec{x}) = E - \overline{E}, \quad E = \exp(-\sigma(\vec{x} - \vec{x}_0)^2), \quad \sigma = 500, \quad \vec{x}_0 = (0.25, 0.25), \quad (24)$$

where \overline{E} is the average of E over the domain Ω .

The discretization of the problem is performed by considering continuous piecewise linear finite elements for both p and \mathbb{C} on uniform triangulations \mathcal{T}_h of Ω ; in particular, we have

$$\begin{aligned} Q_h &= \{q \in H^1(\Omega) : q|_K \in \mathcal{P}_1(K) \ \forall K \in \mathcal{T}_h\} \\ \mathbf{V}_h &= \{\mathbb{B} \in [H^1(\Omega)]^{2 \times 2} : \mathbb{B}|_K \in [\mathcal{P}_1(K)]^{2 \times 2} \ \forall K \in \mathcal{T}_h\}. \end{aligned} \quad (25)$$

	α	c^2	D^2	ε	γ	r	T
TEST-A1:	0.75	1	10^{-1}	10^{-1}	1.25	10^{-1}	1
TEST-A2:	0.75	1	10^{-1}	10^{-1}	0.75	10^{-1}	1
TEST-A3:	0.75	1	10^{-4}	10^{-1}	0.75	10^{-1}	1
TEST-AL1:	1.5	25	10^{-3}	10^{-3}	0.75	10^{-3}	10
TEST-AL2:	1.5	25	$5 \cdot 10^{-4}$	10^{-3}	0.75	10^{-3}	10
TEST-DD1:	0.75	25	$2 \cdot 10^{-3}$	10^{-3}	0.75	10^{-3}	10
TEST-DD2:	0.75	25	10^{-3}	10^{-3}	0.75	10^{-3}	10
TEST-DD3:	0.75	25	$5 \cdot 10^{-4}$	10^{-3}	0.75	10^{-3}	10
TEST-r1:	0.75	25	10^{-3}	10^{-3}	0.75	10^{-1}	10
TEST-r2:	0.75	25	10^{-3}	10^{-3}	0.75	10^{-2}	10

Table 1: *In this table we define all the parameters of the tests shown in Section 4. The first three rows are related to the accuracy tests: their results are summarized in Table 2.*

h	error	order	h	error	order	h	error	order
1/20	–	–	1/20	–	–	1/20	–	–
1/40	0.01178	–	1/40	0.01366	–	1/40	0.01366	–
1/80	0.006125	0.94	1/80	0.007210	0.92	1/80	0.007210	0.92
1/160	0.003124	0.97	1/160	0.003707	0.96	1/160	0.003707	0.96
1/320	0.001577	0.99	1/320	0.001880	0.98	1/320	0.001880	0.98

Table 2: *Accuracy tests for the variables $\|\mathbb{C}\|$: L^2 -norm of the relative error for $|\mathbb{C}|$, with the parameters defined in TEST-A1–TEST-A3.*

4.1 Accuracy tests

First, we check the accuracy in time of the adopted scheme. In Table 2, we see the error for the norm of the conductivity tensor, calculated with Richardson extrapolation (see, e.g., [17]) by refining the mesh size h . We remark that the time step dt depends on h , since we have $dt = h$. The chosen parameters are collected in TEST-A1–TEST-A3.

4.2 Numerical tests

In this subsection, we show and analyze the results of our tests in terms of $\|\mathbb{C}\|$: in particular, we analyze its snapshots when the steady state is reached and the energy decay.

Again, the parameters of the tests are collected in Table 1, the initial conditions and source term in Eqs.(23–24). Each test has been performed by considering a triangulation with size $h = 1/600$ and $dt = 0.01$.

In Fig. 1 we show the results with different values of the background permeability r .

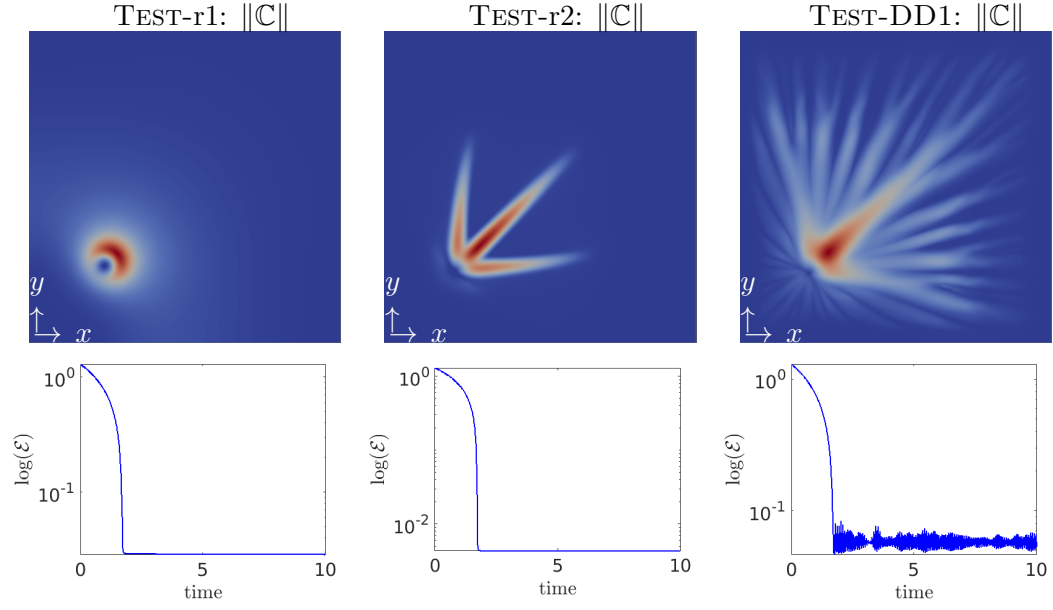


Figure 1: In this figure we show three results considering different values of the background permeability r . From left to right we have the results of TEST-r1 with $r = 10^{-1}$, TEST-r2 with $r = 10^{-2}$ and TEST-DD1 with $r = 10^{-3}$. We plot two different quantities for each test: in the first row, the norm of the solution \mathbb{C} at final time; in the second row, the time dependent plot of the energy $\mathcal{E}[\mathbb{C}]$.

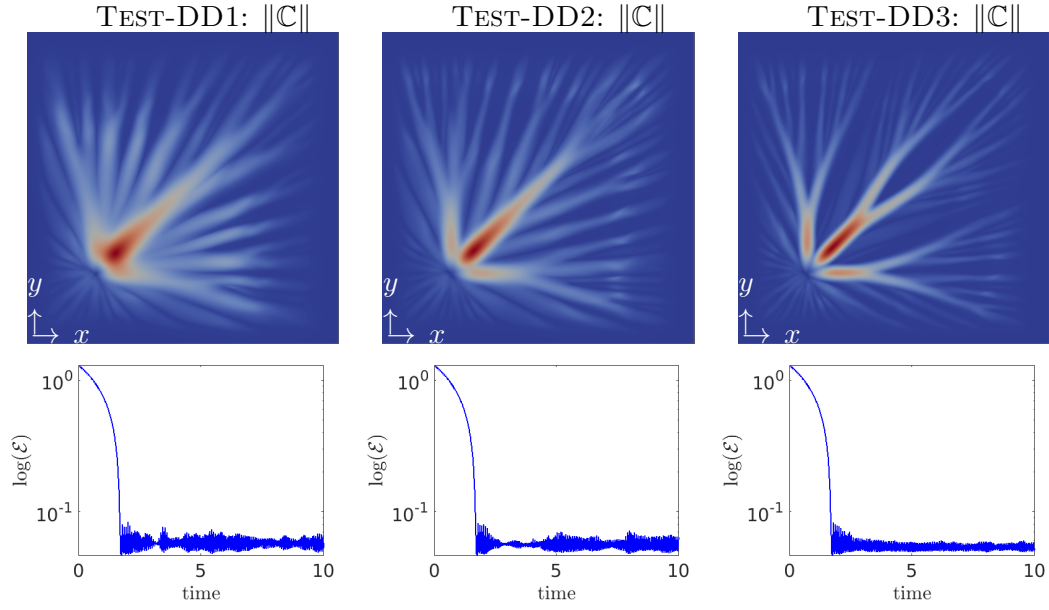


Figure 2: In this figure we show three results considering different values of the squared diffusivity D^2 . From left to right we have the results of TEST-DD1 with $D^2 = 2 \cdot 10^{-3}$, TEST-DD2 with $D^2 = 10^{-3}$ and TEST-DD3 with $D^2 = 5 \cdot 10^{-4}$. Same format as Fig. 1.

The tests we consider are TEST-r1, TEST-r2 and TEST-DD1. In terms of $\|C\|$, the most interesting case is TEST-DD1, with $r = 10^{-3}$, because much more ramifications appear, in agreement with the results in [6, 7]. When $r \rightarrow 0$, the energy plots show some oscillations while approaching the steady state. Moreover, as showed in [6], the iteration matrix for the pressure becomes ill conditioned when we decrease the parameter r , and this was causing the deterioration of the symmetry of the solution. In this case, not only we see the lack of symmetry, but also the non monotonic behaviour of the energy in time.

In Fig. 2, we show the results with different values of the diffusivity D^2 . The tests we consider are TEST-DD1 with $D^2 = 2 \cdot 10^{-3}$, TEST-DD2 with $D^2 = 10^{-3}$ and TEST-DD3 with $D^2 = 5 \cdot 10^{-4}$. From the plot of $\|C\|$, we can see that the ramifications become thinner and thinner when decreasing the diffusivity, while the plots of the energy show some oscillations when approaching the steady state, since we are considering $r = 10^{-3}$.

In Fig. 3, we show the results with different values of the parameters α and D^2 . From left to right we have the results of TEST-AL1 with $\alpha = 0.75$ and $D^2 = 10^{-3}$, TEST-AL2 with $\alpha = 1.5$ and $D^2 = 5 \cdot 10^{-4}$ and TEST-DD3 with $\alpha = 0.75$ and $D^2 = 5 \cdot 10^{-4}$. We see more ramifications for $\alpha = 1.5$, but the respective energy plots show a more irregular behavior in time since the oscillations are higher.

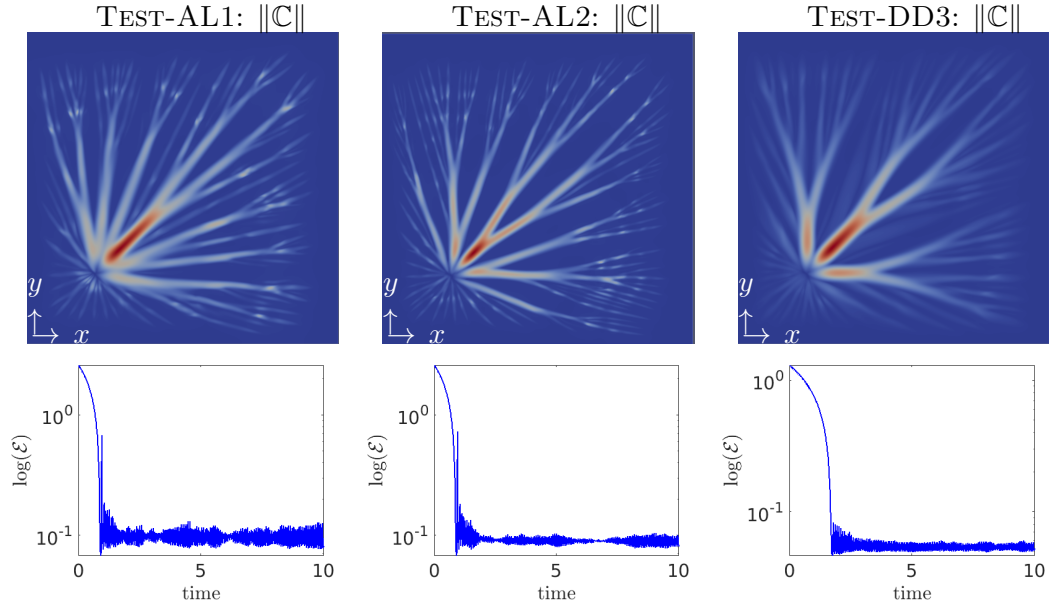


Figure 3: In this figure we show three results considering different values for α and D^2 . From left to right we have the results of TEST-AL1 with $\alpha = 0.75$ and $D^2 = 10^{-3}$, TEST-AL2 with $\alpha = 1.5$ and $D^2 = 5 \cdot 10^{-4}$ and TEST-DD3 with $\alpha = 0.75$ and $D^2 = 5 \cdot 10^{-4}$. Same format as Fig. 1.

5 Conclusions

In this paper we studied the Cai-Hu model, an elliptic-parabolic system to describe the formation of biological networks, and, in particular, of leaf venation networks.

We used a finite element method in space associated with a semi-implicit discretization in time, due to the nonlinearities of the model. The use of the library FreeFEM makes the presented space discretization very easy to implement. The convergence rate in time and space is computed numerically and confirms the first order accuracy.

We studied the evolution of the energy, that decays in time, but it is non-monotonic when the parameter $r \rightarrow 0$. This depends on the non-solvability of the Poisson equation when $r = 0$.

We remark that a big variety of parameters is involved in the system and each of them seems to influence the solution in different ways. A deeper investigation should focus on their roles in the equations.

Our future research will investigate how to improve the numerical method by computing the solutions in a monolithic way: for instance, this can be done by considering a mixed formulation. In this case, in order to treat the nonlinear terms in the system, an iterative method can be adopted, such as a Newton or a fixed point iterator.

The ADI scheme, already applied in [6, 7] in its symmetric version, would improve the time accuracy of the scheme. Moreover, the use of mesh adaptivity could accurately track the conductivity flow by refining the mesh in those regions of interest where ramifications start appearing.

References

- [1] Dan Hu and David Cai. Adaptation and optimization of biological transport networks. *Physical review letters*, 111(13):138701, 2013.
- [2] Dan Hu and David Cai. An optimization principle for initiation and adaptation of biological transport networks. *Communications in Mathematical Sciences*, 17(5):1427–1436, 2019.
- [3] Jan Haskovec, Peter Markowich, and Benoit Perthame. Mathematical analysis of a pde system for biological network formation. *Communications in Partial Differential Equations*, 40(5):918–956, 2015.
- [4] Jan Haskovec, Peter Markowich, Benoît Perthame, and Matthias Schlottbom. Notes on a pde system for biological network formation. *Nonlinear Analysis*, 138:127–155, 2016.
- [5] Jan Haskovec, Peter A. Markowich, and Simone Portaro. Emergence of biological transportation networks as a self-regulated process, 2022.
- [6] Clarissa Astuto, Daniele Boffi, Jan Haskovec, Peter Markowich, and Giovanni Russo. Asymmetry and condition number of an elliptic-parabolic system for biological network formation, 2023.
- [7] Clarissa Astuto, Daniele Boffi, Jan Haskovec, Peter Markowich, and Giovanni Russo. Comparison of two aspects of a pde model for biological network formation. *Mathematical and Computational Applications*, 27(5), 2022.
- [8] Philippe G Ciarlet. *The finite element method for elliptic problems*. SIAM, 2002.
- [9] K. Ohtsuka F. Hecht, O. Pironneau. *FreeFem++ Manual*.
- [10] F. Hecht. New development in freefem++. *J. Numer. Math.*, 20(3-4):251–265, 2012.
- [11] Ionut Danaila and Frédéric Hecht. A finite element method with mesh adaptivity for computing vortex states in fast-rotating bose–einstein condensates. *Journal of Computational Physics*, 229(19):6946–6960, 2010.
- [12] Nauman Raza, Sultan Sial, and S Siddiqi. Approximating time evolution related to ginzburg–landau functionals via sobolev gradient methods in a finite-element setting. *Journal of Computational Physics*, 229(5):1621–1625, 2010.

- [13] Nauman Raza, Sultan Sial, Shahid S Siddiqi, and Turab Lookman. Energy minimization related to the nonlinear schrödinger equation. *Journal of Computational Physics*, 228(7):2572–2577, 2009.
- [14] Dan Hu. Optimization, adaptation, and initialization of biological transport networks. *Notes from lecture*, 1:3–1, 2013.
- [15] Antonio Raudino, Antonio Grassi, Giuseppe Lombardo, Giovanni Russo, Clarissa Astuto, and Mario Corti. Anomalous sorption kinetics of self-interacting particles by a spherical trap. *Communications in Computational Physics*, 31(3):707–738, 2022.
- [16] Sebastiano Boscarino, Francis Filbet, and Giovanni Russo. High order semi-implicit schemes for time dependent partial differential equations. *Journal of Scientific Computing*, 2016.
- [17] Lewis Fry Richardson. Ix. the approximate arithmetical solution by finite differences of physical problems involving differential equations, with an application to the stresses in a masonry dam. *Philosophical Transactions of the Royal Society of London. Series A, Containing Papers of a Mathematical or Physical Character*, 210(459-470):307–357, 1911.