

# Calculation of the energies of the multideterminant states of the nitrogen vacancy center in diamond with quantum Monte Carlo

K. A. Simula and I. Makkonen

*Department of Physics, P. O. Box 43, FI-00014 University of Helsinki, Finland*

(Dated: October 11, 2024)

Certain point defects in solids can efficiently be used as qubits for applications in quantum technology. They have spin states that are initializable, readable, robust, and can be manipulated optically. New theoretical methods are needed to find the best host materials and defect configurations. Most methods proposed so far rely either on cluster models or restrict the many-body treatment of the defects to a subspace of single-particle orbitals. We explore best practices and theory for the use of quantum Monte Carlo to predict the excitation spectra for spin defects, by using the negatively charged nitrogen vacancy ( $NV^-$ ) center in diamond as a test system. Quantum Monte Carlo can be used to explicitly simulate electronic correlations with larger systems and sets of orbitals than previous methods due to favourable scaling with respect to system size and computing power. We consider different trial wave functions for variational and diffusion Monte Carlo methods, explore the nodal surface errors of the ground and excited state wave functions and study whether the variational principle holds for the excited states. We compute the vertical excitation energies in different simulation cell sizes and extrapolate to infinite system size, and include backflow corrections to the extrapolated energies. The final results for vertical excitation energies are found to overestimate the experimental estimates, but the triplet-to-triplet and singlet-to-singlet transitions are accurate against experiment. Finally, we list further developments for QMC needed to address the problem of accurately predicting structural and spin properties of the solid-state defects.

## I. INTRODUCTION

Color centers semiconductors have attracted wide interest during the last two decades due to their potential use in many areas of quantum technology. Point defects are competitive candidates as the building blocks of future devices in quantum sensing [1], networks [2], and computing [3–5]. There are also point defect applications for single-photon emitters [6, 7] and quantum memory platforms [8–10]

Solid-state qubits can have long coherence times [11], even up to one minute [9], and optical manipulation of the ground-state spin of the defects is possible also at room temperature [12, 13]. The initialization of the ground-state spin can be achieved by optical pumping [14], and optical or electronic readout of the spin state is possible [15, 16]. The coupling of the electron spin to nearby nuclear spins can be controlled and monitored [17], and the resulting multiqubit ensemble enables error correction [18], longer coherence times [11], the use of nuclear spins as quantum registers [12], and implementations of quantum algorithms with a single defect [4]. The  $NV^-$ -center in diamond is the best known point defect qubit, but other defects in diamond have also shown promising features for quantum applications [19, 20]. Silicon and silicon-carbide-based solid-state qubits show potential with industrially scalable materials [13, 21–23].

Although many known solid-state systems show promising features for quantum applications, even better systems are very probably yet to be found. The possibilities for tuning the properties of the solid-state defects for particular applications are only limited by the capability to find, simulate, produce and control the defect systems of various host materials.

Theoretical modeling of the solid-state qubits is important in finding new qubit candidates and determining the best external conditions for qubit operation. Defect formation energies and their interaction with other defects and surfaces can be computed with well-established computational machinery, but the determination of ionization energies and magneto-optical properties is much more challenging [24]. The highly correlated defect states couple to the electronic orbitals of the surrounding bulk, creating the need to model the defect and its surroundings accurately.

Density functional theory (DFT) can find accurate atomic structures and properties such as Stokes shifts, and describe excitations within the constrained-DFT approach between single-determinant states [25]. It can also treat simulation cells up to thousands of atoms without unbearable computational cost [26]. The highly correlated singlet states with multideterminant wave functions [27], which are often very important in initialization of a solid-state qubit, can be studied with DFT with a recent implementation [28].

Wave function-based methods can be used to model highly correlated many-body states, but tend to have unfavorable scaling with respect to system size. One way to circumvent this is to use cluster models [29, 30], with cluster size sufficiently small for simulations. An increasingly popular approach is to use embedding schemes, where the bulk solid is modeled with lesser accuracy by using e.g. DFT or Green's function based single-particle methods, and the impurity region and electronic states localized around it are subsequently treated with a wave function based approach [31, 32]. The embedding schemes have proven very accurate in some cases, but suffer from problems of double counting and problems in accounting for

the screening of the defect states by the electrons in the surrounding bulk of the material. Also the choice of the underlying correlation functional in the DFT calculations can alter the results [33].

Quantum Monte Carlo (QMC), particularly the variational and diffusion Monte Carlo (VMC and DMC) flavours, can describe periodic many-body systems including an impurity without separate treatment of bulk and defect states. Especially DMC is accurate in estimating energy of various real systems, and it scales better than most quantum chemistry methods against systems size. It also scales almost linearly with the amount of computing power, a remarkable asset in the age where petascale supercomputers are readily available [34]. Another strong feature of QMC is that it is a variational method, enabling systematic improvement of the wave functions describing the many-body states, although there are some limitations of the variational principle for the excited states [35].

Defect formation and migration energies have been computed in various works with DMC[36–39]. Optical excitations are seldom studied so far with DMC, but a few results exist [36, 40, 41]. The study of Hood *et al.* [36] has modeled multideterminant excitation energies with DMC in solid-state defects. Recent study used full configuration interaction QMC calculation to treat an embedded  $C_3N^-$  region in a cluster of 42 C atoms [42], finding strong multiconfigurational nature for the ground and excited states. DMC studies of multideterminant states in molecules are more common [43, 44]. Successful periodic DMC simulation of lattice defect states with multideterminant character would enable fully correlated studies of point defect qubits within a larger volume than accessible with current embedding schemes using quantum chemistry methods. This could enable more accurate analysis of the coupling of the defect states to the bulk of the material and smaller finite-size errors.

Here, we model the many-body states of the NV center with DMC and VMC-optimized Jastrow factors and backflow functions. In Sec. II we present the relevant many-body states in the  $NV^-$ -center. Section III presents the theory and concepts needed in the study of excitations, and discusses finite-size effects and nodal surface errors in DMC simulations. We present results from our computations in Sec. V, and discuss the significance of the results and possible continuations of the present study in Sec. VI

## II. MANY-BODY STATES OF THE $NV^-$ -CENTER

According to various experimental and theoretical works [24, 45–47],  $NV^-$ -center is known to have 4 many-body states relevant for the optical cycle of qubit operation, energetically in the following order:  $3A_2$ ,  $1E$ ,  $1A_1$ , and  $3E$ . A sketch of the multiplet structure is shown in Fig. 1. The Mulliken notation reveals that there is a fully

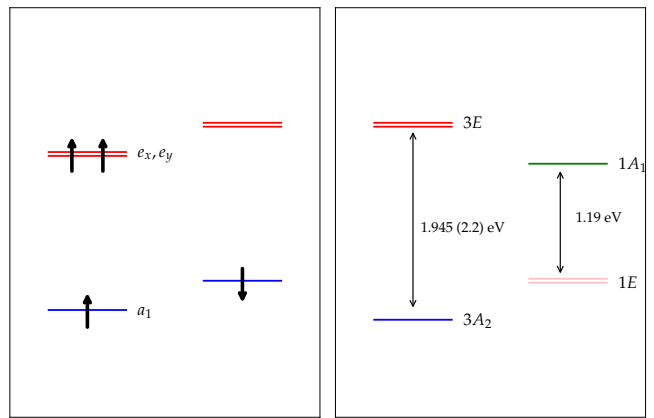


FIG. 1. Sketch of energy structure of the single-particle orbitals (left) and the many-body states (right) of the  $NV^-$ -center. A split between the spin channels of the single-particle orbitals is shown, so that the spin-majority (spin-up) channel in the left has orbitals with lower energies than the spin-minority (spin-down) channel. The electronic occupation of the single-particle orbitals in the  $3A_2$  ground state is denoted for spin-up (upward arrow) and spin-down (downward arrow) electrons. The many-body states in energetic order from lowest to highest energy are  $3A_2$  (blue),  $1E$  (pink),  $1A_1$  (green), and  $3E$  (red). The double arrows denote the triplet-to-triplet and singlet-to-singlet transitions, with experimental values shown in eV. The energies of the doubly degenerate orbitals  $e_{x,y}$  and the many-body states  $3E$  and  $1E$  are represented with two lines, displaced vertically for easier depiction.

symmetric triplet ground state  $3A_2$ , a doubly degenerate triplet excited state  $3E$ , and two singlet states between the triplets, fully symmetric  $1A_1$  and doubly degenerate  $1E$ . The total spin  $S$  is zero for the singlet states, and 1 for the triplet states. The projection of the total spin along the symmetry axis of the  $NV^-$ -center,  $S_z$ , can be 0 or 1 for the triplet states.

There are two optical transitions that can be measured accurately: the triplet-to-triplet  $3A_2 \leftrightarrow 3E$  and singlet-to-singlet  $1E \leftrightarrow 1A_1$ . The former has the zero-phonon line of 1.945 eV [45] and a vertical excitation energy of 2.2 eV in the ground-state structure, and the latter a zero-phonon line of 1.19 eV [46]. The Stokes and anti-Stokes shifts between the triplet states are known from experiments to be 2.235 eV and 1.85 eV, respectively [45]. The transition between the triplet and singlet states can happen via intersystem crossing [24]. These transitions are dark, and the energetic ordering of the singlets in relation to the triplet states is difficult to measure. According to a number of experimental studies [45, 46, 48, 49]  $1E$  lies 0.3 – 0.5 eV, and  $1A_1$  1.5 – 1.7 eV above the  $3A_2$  state.

### III. QMC SIMULATION OF THE EXCITATIONS

#### A. The single-and many-body states of the $NV^-$ -center

The description of the defect system is determined by the Hamiltonian. Within the Born-Oppenheimer approximation, the Hamiltonian for an  $N$ -electron system is

$$\begin{aligned} \hat{H} &= \sum_{i=1}^N \left( -\frac{1}{2} \nabla_i^2 + v(\mathbf{r}_i) \right) + \sum_{i=1}^N \sum_{j>i}^N \frac{1}{|\mathbf{r}_i - \mathbf{r}_j|} \\ &= \sum_{i=1}^N \hat{H}_0^i + \hat{H}_2 = \hat{H}_0 + \hat{H}_2, \end{aligned} \quad (1)$$

where, in the first line, the first term is the kinetic energy and the second term is the potential energy due to nuclei. Both are summed over the contributions of individual electrons. The third term is the electron-electron interaction energy. We can divide the Hamiltonian into the non-interacting part,  $H_0$ , that is a sum over single-particle Hamiltonians  $H_0^i$ , and the interacting part,  $H_2$ , corresponding the Coulombic electron-electron interactions.

The single-particle states of the  $NV^-$ -center possess the same symmetries as  $\hat{H}_0^i$ . They are traditionally used to construct the many-body states. In practice they can be found with Kohn-Sham DFT, but a general idea can be obtained from analytic considerations. Working with the molecular orbital method [50], a group theoretical symmetry analysis (see Appendix) gives four single-particle orbitals built from the 4 tetrahedrally symmetric dangling bonds of the defect:  $a_N$ ,  $a_1$ ,  $e_x$ , and  $e_y$ .  $a_N$  and  $a_1$  are fully symmetric and lower in energy, while  $e_x$ , and  $e_y$  are degenerate and correspond to the same 2-dimensional symmetry representation. The single-particle orbital energetics is presented in Fig. 1.

The shape of these orbitals from DFT simulations is shown in Fig. 2, and their mathematical formulation in a dangling bond basis is shown in Eq. (A3) in Appendix. Density functional theory reveals that  $a_1$ ,  $e_x$ , and  $e_y$  lie within the band gap, while  $a_N$  is below the valence band maximum and assumed to always be fully occupied. The negatively charged  $NV^-$ -center has thus 4 electrons occupying the states in the band gap, and the open shell of the  $NV^-$ -center has the same single-particle energetics as diradical molecules [44].

To represent the many-body states, i.e. the eigenstates of  $\hat{H}$ , of the  $NV^-$ -center, we use the Slater-Jastrow wave functions:

$$\Psi_{SJ} = e^J \sum_n c_n D_n^\dagger D_n^\downarrow \quad (2)$$

The Jastrow factor  $J$  [51] includes one-, two-, and three-body functions of interparticle distances and is optimized to capture the electronic correlations of the system. The Slater determinants consist of the occupied

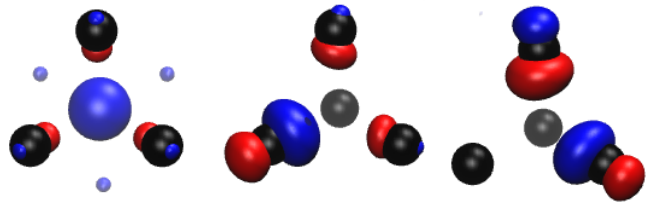


FIG. 2. The single particle orbitals  $a_1$  (left),  $e_x$  (middle), and  $e_y$  (right), shown from the direction of the high-symmetry axis of the  $NV^-$ -center. The black spheres represent atoms nearest to the vacancy; the atom in the middle is N, the others are C, and N is behind the C atoms in the figure. The negative (blue) and positive (red) parts of the orbitals are plotted. The orbitals are obtained from a spin unpolarized DFT simulation with a PBE correlation functional.

electronic orbitals. For non-spin-dependent Hamiltonians we can represent the Slater determinants as products of spin-up and -down determinants  $D^\uparrow$  and  $D^\downarrow$ . The sum over Slater determinants is determined by the symmetries of the different many-body states.

Group theoretic symmetry analysis (see Appendix) can be used to find the many-body wavefunctions of different multiplet states. We restrict our consideration to different occupations of the single-particle orbitals within the band gap by 4 electrons. The available wavefunctions for the states  $3A_2$ ,  $1E$ ,  $1A_1$ , and  $3E$  can be found from Table I.

TABLE I. The many-body wavefunctions of the  $NV^-$ -center obtained with the symmetry projection method (see Appendix). The Jastrow factor is omitted for clarity. First column shows the state, second the state's projection of the total spin along the symmetry axis of the  $NV^-$ -center, and third the wave function in terms of a sum of Slater determinants. Only the occupation of the single-particle orbitals within the band gap is shown in the Slater determinants. All the orbitals below the band gap are completely filled. The orbital denoted by  $a$  below refers to  $a_1$ .

State	$S_z$	Wave function
$\Psi_{1}^{3A_2}$	1	$D^\uparrow(ae_xey)D^\downarrow(a)$
$\Psi_{0}^{3A_2}$	0	$\frac{1}{\sqrt{2}} (D^\uparrow(ae_x)D^\downarrow(aey) - D^\uparrow(aey)D^\downarrow(ae_x))$
$\Psi_{-1}^{3A_2}$	-1	$D^\uparrow(a)D^\downarrow(ae_xey)$
$\Psi_x^{1E}$	0	$\frac{1}{\sqrt{2}} (D^\uparrow(ae_x)D^\downarrow(aey) + D^\uparrow(aey)D^\downarrow(ae_x))$
$\Psi_y^{1E}$	0	$\frac{1}{\sqrt{2}} (D^\uparrow(ae_x)D^\downarrow(ae_x) - D^\uparrow(aey)D^\downarrow(aey))$
$\Psi^{1A_1}$	0	$\frac{1}{\sqrt{2}} (D^\uparrow(ae_x)D^\downarrow(ae_x) + D^\uparrow(aey)D^\downarrow(aey))$
$\Psi_{x,1}^{3E}$	1	$D^\uparrow(ae_xey)D^\downarrow(e_x)$
$\Psi_{y,1}^{3E}$	1	$D^\uparrow(ae_xey)D^\downarrow(e_y)$
$\Psi_{x,0}^{3E}$	0	$\frac{1}{\sqrt{2}} (D^\uparrow(e_xey)D^\downarrow(ae_x) - D^\uparrow(ae_x)D^\downarrow(e_xey))$
$\Psi_{y,0}^{3E}$	0	$\frac{1}{\sqrt{2}} (D^\uparrow(e_xey)D^\downarrow(aey) - D^\uparrow(aey)D^\downarrow(e_xey))$
$\Psi_{x,-1}^{3E}$	-1	$D^\uparrow(e_x)D^\downarrow(ae_xey)$
$\Psi_{y,-1}^{3E}$	-1	$D^\uparrow(e_y)D^\downarrow(ae_xey)$

In addition to the states shown in Fig. 1, there is a doubly degenerate state  $1E'$  and a fully symmetric  $1A_1'$  state, consisting of determinants with single and double

excitations, above the  $3E$  triplet. These states are not included in Table I, and are not in general relevant for the qubit operations of the NV<sup>-</sup>-center. However, the coupling of the  $1E$  and  $1A_1$  singlets to singly and doubly excited determinants affect to the singlet energies [47].

Quantum defect embedding theory predicts the weight of the determinants in the  $1E'$  and  $1A_1'$  states to account for approximately 3% of the wavefunctions [52], while time-dependent DFT with hybrid DDH functional gives a decrease of 200 – 300 meV to the energies when contributions of determinants  $D^\dagger(e_x e_y)D^\downarrow(e_x e_y)$ ,  $D^\dagger(e_x e_y)D^\downarrow(ae_x)$ , and  $D^\dagger(e_x e_y)D^\downarrow(ae_y)$  are added to  $1A_1$ ,  $1E_y$ , and  $1E_x$ , respectively [47]. While we hope the Jastrow factor (and the backflow function, see below) and the DMC method to account for the correlations in the simulations, we also test the coupling of the  $1E$  and  $1A_1$  states to the excited determinants.

### B. Excited state energies

We evaluate the vertical excitation energies  $\Delta$  in the  $3A_2$  ground state structure as

$$\Delta_{state} = E_{state} - E_{3A_2}, \quad (3)$$

i.e. the vertical excitation energy of the state  $E_{state}$  – with 'state' being either  $1E$ ,  $1A_1$ , or  $3E$  – is evaluated as the difference of the total QMC energies of the excited state and the  $3A_2$  ground state in a given simulation cell.

The evaluation of the energies only in the  $3A_2$  structure is a practical choice. Only the relaxation of structures at spin-up  $3A_2$  and  $3E$  states is possible with DFT, and the Stokes and anti-Stokes shifts for the excitation processes are small compared to available statistical accuracy in QMC. The absorption energy  $\Delta_{3E}$  is known exactly from experiments. The differences in the structures of the ground state and the singlet states is assumed to be small due to similar electronic occupation in the single-particle picture. This assumption is supported by results in Ref. [47], where time-dependent DFT with hybrid functionals allowed relaxation of the singlet states. The structure of  $1A_1$  was found to be very similar to the ground-state structure. The phonon sideband of 73 meV in  $1E \rightarrow 1A_1$  transition was found in the same study, which is only slightly larger than the available statistical accuracy in this QMC study.

The total energies of the wave functions in Table I in a given simulation cell are computed with DMC, using a Jastrow factor (and backflow function, see below) optimized with VMC. The optimization of the Jastrow factor does not in principle improve the DMC results, but it makes the DMC sampling process more stable and reduces Monte Carlo errors, finite time step errors, finite population bias, and pseudopotential locality errors.

### C. Fermion sign error, nodal surface and the backflow function

The fermion sign problem limits the accuracy of the calculations. The Slater determinants constructed from the DFT single-particle orbitals fix the nodal surface of the wavefunction. As a practical solution to the sign problem the DMC simulation is constrained within nodal pockets having positive sign of the wave function. This fixed-node approximation limits the accuracy of the calculations to the accuracy of the nodal surface. We expect some cancellation of fixed node errors when evaluating the vertical excitation energies, but the many-body states of different symmetries can possess qualitatively different nodal surfaces, and hence we must explicitly study how to optimize the nodal surface for each state.

The choice of the DFT functional can alter the nodal surface. In bulk silicon, it has been found that hybrid PBE0 gives lower DMC total energies than the PBE functional or the Hartree-Fock method [53]. Another way of tuning the nodal surface is alter the restrictions for the electron densities in DFT simulations. For example, the orbitals can be solved self-consistently in either a spin-unrestricted (S.U.) or restricted (S.R.) calculation, where the former treats orbitals in different spin channels separately while the latter forces the orbitals and their occupations to be the same for both spins. S.U. calculation is needed to describe the  $3A_2$  and  $3E$  states with DFT. However, the S.U. orbitals can lead to spin contamination, and hence it can be that S.R. orbitals are needed at least for the singlets  $1E$  and  $1A_1$  and the zero spin projections  $S_z = 0$  of the triplet states, where the number of up- and down-spin electrons is the same. We can also solve the orbitals in the  $3E$  excited state occupation with constrained occupation DFT. However, we found that the degeneracy of the  $e_x$  and  $e_y$  orbitals was broken when forcing excited state orbital occupation. This means that the symmetries of the  $e$  orbitals required to construct the many-body states appropriately was broken, and hence we did not use this method.

Also optimization of the coupling coefficients of the  $1E$  and  $1A_1$  states to the singly and doubly occupied determinants affects the nodal surface. As the states only couple to determinants of equal symmetry, the nodal topology should remain the same, therefore not altering the variational principle (see below).

The final way that the nodal surface was optimized in this study was to include a backflow correction [54–56] to the many-body wavefunctions. The backflow includes parametrized shifts to the particle coordinates as  $\mathbf{r}_i \rightarrow \mathbf{r}_i + \xi_i(\mathbf{R})$ , so that the coordinate of particle  $i$  is dependent on the coordinates of the rest of the particles. In this study, we use backflow functions with one-, two-, and three-body terms. The inclusion of a backflow function to the wave function increases the variational freedom of the wave function and optimization of the backflow improves the accuracy of the wave function and the nodal surface.

The variational principle is not guaranteed to hold in DMC for the excitations, even in cases where the excitation has a symmetry orthogonal to the ground state symmetry. Foulkes *et al.* [35] have shown that excited states transforming as multidimensional irreducible representations of the symmetry group of the Hamiltonian do not in general fulfill the variational principle. Thus the  $1A_1$  has a variational principle, but  $1E$  and  $3E$  do not. However, under special circumstances a weaker or even the original variational principle can remain for multidimensional excitations [35]. In the Appendix, we show that the variational principle applies for the  $y$ -components of the spin-up  $3E$  and  $1E$  states depicted in Table I. Thus we can use for these wavefunctions all the methods described above to optimize the nodal surfaces by minimizing energy.

It should be noted, however, that with exact nodal surface the DMC energy should be exact also for the excited energies, whether the variational principle applies or not. The fixed-node errors are quadratic in the error in the nodal surface when the variational principle applies, and linear when it does not [57]. Therefore, with a nodal surface that is close to correct, we should be able to get approximate excited energies even when variational principle does not hold [58].

#### D. Finite-size effects

There are a number of finite-size errors present in the calculation of total energies of the simulation cells of the  $NV^-$ -center. Particle momentum is evaluated in a discrete grid instead of continuum. There are errors in simulations of the charged supercell of the  $NV^-$ -center, where the extra negative charge has to be compensated with a positive jellium background. Furthermore, the simulation of a defect in a periodic cell introduces errors originating from the defect interacting with its periodic images.

These errors should largely cancel when we evaluate vertical excitation energies. Results from DFT, and some more advanced methods, can shed light on the behaviour of the listed finite-size effects. In the DFT study of Ref. [59], a 511-atom simulation cell was found to have convergent charge density and excitation energies. The structural changes in the system were negligible when moving from a 215-atom to a 511-atom simulation cell. In a very recent study with time-dependent hybrid DFT, 215- and 511-atom simulation cells gave vertical excitations within 20 meV [47]. A study by Ma *et al.* found the relevant excitation energies of the 255-atom FCC simulation cell to be convergent with respect to cell size [60]. Our hybrid DFT results for the absorption energy, zero-phonon line, Stokes and anti-Stokes shifts for the  $3A_2$  and  $3E$  states in Fig. 5 show that already a 215-atom simulation cell gives convergent results, with differences of at most 15 meV between the 215- and 511-atom simulation cells. These results hint that errors due to momentum

discretization, periodic point charge of the defect, defect relaxation and defect-defect interactions should be small with the 215-atom simulation cell.

The Coulomb interaction cannot be used for finite simulation cells to represent infinite systems, as the sums over particle images do not converge absolutely. Instead, model interactions mimicing the Coulomb interaction in an infinite lattice as closely as possible must be used. The use of Ewald interaction in particular can cause the exchange-correlation holes to interact with their periodic images [61], also in excitations [57]. Our results with both model periodic coulomb (MPC, used both in particle branching and energy evaluation in DMC) and Ewald interactions give the same excitation energies within QMC errorbars, hence verifying that at least the interactions of the exchange-correlation holes with their periodic images should be largely canceled [61].

The remaining finite-size effects that need to be considered are the electrostatic finite-size errors arising from the difference in the quadrupole moment between ground and excited electronic states, and the finite-size errors originating from the relaxation of the atomic positions in the simulation cell. Both scale as  $L^{-3}$ , where  $L$  is the linear size of the supercell, so that with particle number  $N$ ,  $L^3 \sim N$ . There are also nonsystematic, quasirandom finite-size effects; oscillations in the electron pair density and the momentum grid are forced to be commensurate with the simulation cell, leading to random bias in energy.

We estimate infinite system size energies  $E(\infty)$  by fitting energies  $E(N)$  from simulation cells with particle number  $N$  as

$$E(N) = E(\infty) + \frac{A}{L^3}, \quad (4)$$

This simple form of the fitting function should avoid overfitting of the results. The exponent of the finite-size error function is chosen based on the above considerations.

finite-size effects should be studied separately for the backflow-corrected wavefunctions as well. Usually the finite-size errors with backflow are slightly larger than without the backflow. However, the change in finite-size effects due to backflow are assumed to be small, and the long-range finite-size effects expected to be largely canceled in excitation energies [62]. Because of these arguments, and also due to computational limitations, we only estimate the effect of the backflow in the 63-atom simulation cell, and extrapolate the QMC results to infinite system size based on Slater-Jastrow results in 63- and 215-atom cells.

## IV. COMPUTATIONAL DETAILS

### A. Simulation cells

The simulations were done in negatively charged cubic 63- and 215-atom (254- and 862-electron) simulation cells

to get the main set of results.

## B. Structural relaxation

The structures were relaxed with a HSE06 correlation functional [63] and PAW pseudopotentials [64] by using the Vienna ab initio simulation package (VASP) [65]. The use of VASP with PAW pseudopotentials provided structural convergence in the atomic relaxation of the excited  $3E$  state not found with Quantum Espresso’s PWSCF package [66] and norm-conserving pseudopotentials [67, 68]. We were further motivated to use VASP as an earlier study has very successfully reproduced experimental Stokes and anti-Stokes shifts for the  $NV^-$ -center [25]. In a spin-unrestricted calculation the electrons occupied orbitals so that the self-consistent charge density corresponded to that of the spin-up  $3A_2$  state. This enabled us to find the ground-state structure. For the 63-atom simulation cell we used  $2 \times 2 \times 2$   $\mathbf{k}$ -mesh, but in the 215-atom simulation cell the use of only the  $\Gamma$ -point gave convergent structures with respect to the sampling of the  $\mathbf{k}$ -mesh. The plane-wave cutoff of the electronic orbitals was 500 eV, and the structures were relaxed with a 0.002 eV/Å force convergence criterion.

## C. Orbital generation

The orbitals were generated with Quantum Espresso’s PWSCF package [66] by running a self-consistent DFT calculation for the relaxed simulation cells. Norm-conserving pseudopotentials were used. This combination of PWSCF and pseudopotentials has a user-friendly interface with the CASINO QMC program which was the reason for using the package. We used both PBE and HSE06 correlation functionals. The plane-wave cutoff was tested separately here for 1 meV/atom convergence, and a cutoff of 2700 eV was used. As mentioned above, both S.U. and S.R. calculations were performed to later test the quality of the trial QMC wave functions composed of the self-consistent single-particle orbitals.

The orbitals were always generated with only a single  $\mathbf{k}$ -vector at  $\Gamma$ . The finite simulation cell includes artificial dispersion to the single-particle orbitals, possibly affecting the vertical excitation energies evaluated with DFT and QMC. However, we tested the effect of dispersion by evaluating multiple trial wave functions with randomly shifted  $\mathbf{k}$  vectors in the 63-atom simulation cell, calculated the twist averaged  $\Delta_{3E}$  with QMC, and found the energy not to differ within statistical accuracy of 50 meV from the energy evaluated only with the  $\Gamma$  wavefunction.

Figure 3 presents the energies of the single-particle orbitals in the band gap of diamond obtained from 8 different DFT simulations; the energies were obtained with 2 different simulation cell sizes, 2 different correlation functionals, and by either allowing the orbitals of different spin channels to vary or forcing them to be the same.

The final results for the QMC excitation energies should be evaluated with both cell sizes, but we should choose whether we use PBE or HSE, and S.U. or S.R. orbitals to construct the many-body wavefunctions.

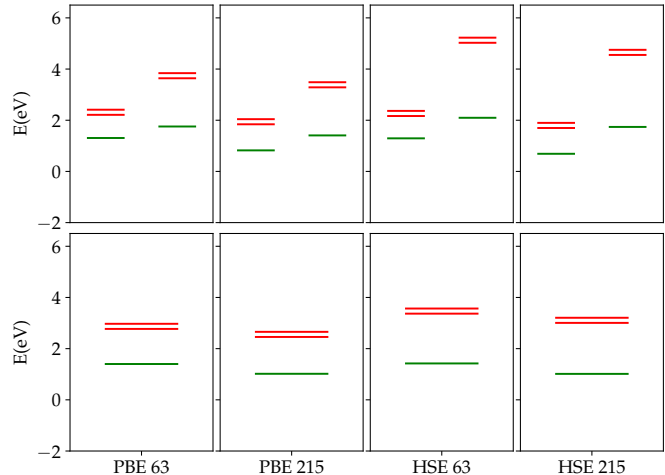


FIG. 3. Energies of the S.U. (top row) and S.R. (bottom) single particle orbitals in 63- and 215-atom simulation cells, computed with PBE and HSE06 correlation functionals. The green line represents the energy of the orbital with  $a$ -symmetry, and red the energies of orbitals with  $e$ -symmetry. The red lines representing degenerate states are vertically displaced for presentative purposes.

## D. QMC

The QMC simulations were done for the ground and excited state wavefunctions with the CASINO package [58], by first running an optimization of the wave function in VMC level. The optimizations were done with 40 000 electronic VMC-sampled configurations with an energy minimization algorithm in all simulation cell sizes. For the Jastrow factor this provided convergence of the wave function energy with a precision of 1–2 meV/atom in both cell sizes for the Jastrow factor. Tests with 320 000 configurations did not improve the optimized energy. We tested to optimize  $3A_2$  Slater-Jastrow-backflow wave function also with 120000 configurations, and found no gain in energy within the statistical errorbars of 150 meV for the whole simulation cell. The coupling of the  $1E$  and  $1A_1$  states to the singly and doubly excited determinants were optimized together with the Jastrow factor with 80000 configurations, without any gain in energy by adding the number of configurations to 10-fold.

The optimized wave functions were then taken to DMC simulations, where final results were obtained by running DMC with two different time steps and extrapolating to zero time step. Previous excited-state QMC calculations found significant cancellation of finite-time-step errors [57] in bulk materials, and we found similar features. Figure 4 shows the total energies of the many-body

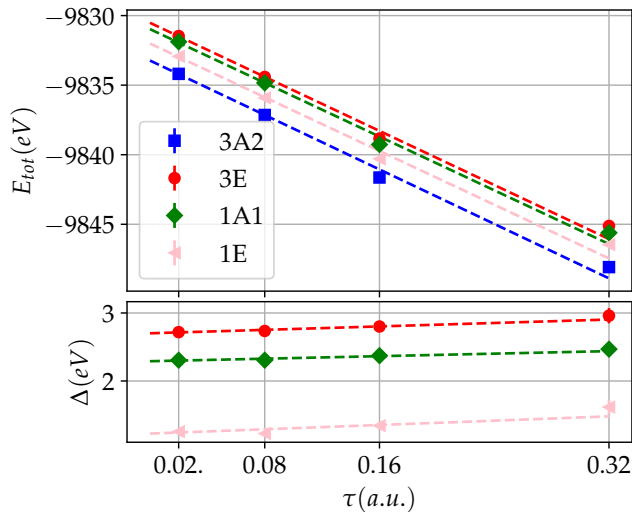


FIG. 4. Total energies (top) and vertical excitation energies (bottom) of the many-body states of the  $NV^-$ -center in a 64-atom simulation cell as a function of the DMC time step, with DMC error bars. The dashed lines represent linear fits to the state energies.

states and vertical excitation energies in a 63-atom simulation cell as a function of the DMC time step. We can see that while the dependence of the total energy on the time step is large, with  $> 10$  eV difference between time steps of 0.32 and 0.02 a.u., the dependence of  $\Delta$  is much smaller, with corresponding difference of less than 400 meV. We chose to use time steps of 0.08 and 0.02 a.u. for extrapolations to zero time step. We could have used larger time steps to save computation time, but we found that by doing so, finite population bias and even population explosions occurred in 215-atom simulation cells, making the accumulation of reliable results more difficult. With the smaller time steps the DMC was run with twice as many imaginary time steps, and with four times more walkers than with the larger time step. This ensures the optimal extrapolation that also minimizes the finite population bias [69].

The DMC equilibration period with a chosen time step was chosen so that the root mean square distance of the diffusion of particles during equilibration was 3–4 times greater than the Wigner-Seitz radius of the simulation cell, which should suffice according to [58].

We also tested different pseudopotentials to verify the validity of the core treatment in the simulations. We used Dirack-Fock (DF) pseudopotentials [67, 68] and energy consistent correlated electron pseudopotentials (eCEPPs) [70] by Trail & Needs. Both pseudopotentials leave 4(5) valence electrons for individual C (N) atoms in the simulation.

We found that the results for  $\Delta$  in 63-atom simulation cell with both pseudopotentials were equivalent within the standard deviations of the results. This justifies the use of either one of the pseudopotentials. We chose to use DF pseudopotentials, as they required smaller plane-

wave cutoffs for DFT orbitals and demonstrated smaller DMC time step errors. The calculations were performed with the T-move scheme by Casula [71] to establish the variational principle for the DMC energies with pseudopotentials.

Model periodic Coulomb (MPC) interactions [61] were used to model the Coulomb interactions in the periodic simulation cell. As mentioned above, we found no difference in vertical excitation energies in 64-atom simulation cell between calculations done with Ewald and MPC interactions, but chose MPC due to computational speedup it provides.

## V. RESULTS

### A. Structural relaxation

Figure 5 shows our DFT results from calculations with VASP for the absorption energy, zero-phonon line, Stokes and anti-Stokes shifts for the  $3A_2$ - and  $3E$ -states in 63-, 215-, and 511-atom simulation cells with HSE06 correlation functional. The results were obtained with a single  $\mathbf{k}$ -point and a plane-wave cutoff of 500 eV. Also results from another work with HSE06 and 512-atom simulation cell are presented [25], as well as experimental reference results [45]. We can see that our HSE06 results converge already with 215-atom simulation cell. Our 511-atom results are approximately 80 meV larger than results by Gali *et al.* [25] for absorption energy and zero-phonon line, but the Stokes and anti-Stokes shifts agree well. We take the results accurate enough against experiment to validate the use of the ground-state structure in further simulations.

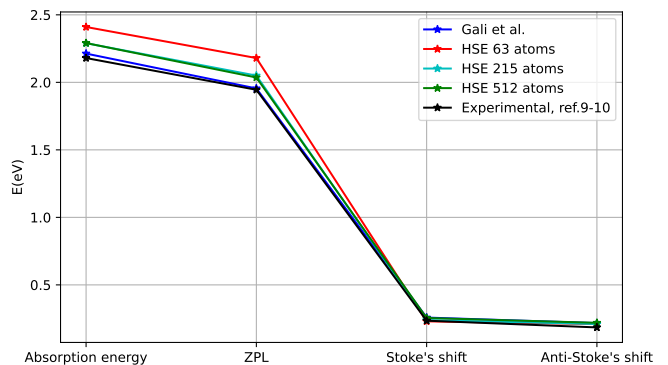


FIG. 5. DFT results of the absorption energy, zero-phonon line, Stokes and anti-Stokes shifts obtained with HSE06 hybrid functional for cubic 63- (red), 215- (cyan), and 512- (green) atom simulation cells. For comparison, also HSE06 results with 512-atom simulation cell by Gali *et al.* [25] and experimental results are presented.

## B. Generation of single-particle orbitals

With the relaxed ground-state structures, we solved the single-particle orbitals with norm-conserving DF pseudopotentials and the PWSCF package. The results of the single-particle energies of the localized orbitals are already presented in Fig. 3. We got the same  $\Delta_{3E}$  with the new pseudopotentials and the HSE06 functional as in the previous phase of the calculations, where we used PAW pseudopotentials. Fig. 3 shows the well-known result of PBE underestimating the diamond band gap, while HSE06 with the 215-atom simulation cell gives a band gap very close to the experimental value of 5.47 eV.

## C. QMC results

### 1. Total energies

Figure 6 shows DMC results of the vertical excitation energies  $\Delta$  of states in  $3A_2$ ,  $1E$ ,  $1A_1$ , and  $3E$  for a representative set of wavefunctions. The results are for 63- and 215-atom simulation cells. Also results in the 63-atom cell with backflow corrections are presented. In both cell sizes, excitations with the Slater-Jastrow wave functions are calculated with 4 different sets of DFT orbitals, as distinguished in Fig. 3. The results are shown relative to the lowest energy obtained for the  $3A_2$  state in the given cell.

We can see that the lowest  $3A_2$  ground-state energies are obtained for the  $S_z = 1$  projection with S.U. HSE06 orbitals in both cell sizes. According to the variational principle these sets of orbitals have the lowest fixed-node errors. We tried to optimize the nodal surface errors further by altering the exchange mixing parameter  $\alpha$  in the HSE06 functional, but found no changes in  $3A_2 \rightarrow 3E$  excitation with exchange parameters between  $\alpha = 0.15$ - $0.25$  within the statistical errorbar of 0.7 eV.

We also estimated the DMC energies of the  $S_z = 0$ -projection of the  $3A_2$  state with HSE06 S.R. orbitals by using the corresponding wavefunction from Table I. This gave 200 – 400 meV larger energies than for the  $S_z = 1$  projection of the  $3A_2$  state with HSE S.U. orbitals. This means that spin contamination biases the energies of the  $S_z = 0$ -projection of the  $3A_2$  state. If we used S.U. orbitals for the  $s_z = 0$  projection of the ground state, the estimated energies were more than 2 eV larger than the lowest ground state energy, indicating to stronger spin contamination effects. Also the energy of the  $S_z = 1$ -projection of the  $3A_2$  state with S.R. Orbitals gave larger energies than with S.U. orbitals, which makes sense, as the latter have larger variational freedom when preparing the orbitals.

The orbitals with lowest fixed-node errors can also be chosen for the excitations that maintain the variational principle (see Appendix). For the  $y$ -component and  $S_z = 1$ -projection of the triplet  $3E$ -state, we see that again the

S.U. HSE06 orbitals give the lowest energy in both cell sizes.

As anticipated, we encountered problems when simulating the singlet states with S.U. orbitals: in the 63-atom cell, the ordering of the singlets is qualitatively wrong with S.U. HSE06 orbitals. Also the degeneracy of the  $1E$ -state with S.U. PBE orbitals is broken with a split between  $x$ - and  $y$ -components of  $\sim 2$  eV. The S.R. orbitals with both functionals maintain the  $1E$  degeneracy in both cell sizes, and also the ordering of the singlets matches the well-known picture with S.R. orbitals. Thus we restrict the description of the singlet states to S.R. orbitals. Within this restriction we find that HSE06 orbitals give lower singlet energies in both cells.

The conclusion from the results of Fig. 6 is thus that one should use HSE06 orbitals to construct the Slater determinants for all of the many-body states, S.U. orbitals for the  $S_z = 1$  projections of the triplet states and S.R. orbitals for the multideterminant states with zero total spin.

Finally, figure 6 shows DMC results for the  $\Delta_{1E}$  and  $\Delta_{1A_1}$ , when the coupling of the states to singly and doubly excited determinants, respectively, are added and optimized for the wavefunctions. In both cell sizes, we can see that the coupling is not significant. This is understandable, as DMC projects out the lowest state of a certain symmetry, and the coupling to determinants of equivalent symmetry does not alter the symmetry of the states.

### 2. Infinite system size energies

Figure 7 shows Slater-Jastrow vertical excitation energies in both cell sizes, with extrapolation to infinite system size according to Eq. (4) and with the backflow corrections. The backflow functions are included in the smaller 63-atom simulation cell and the differences between results with and without the backflow are added to the extrapolated results. HSE06 was used to prepare the orbitals for all of the states. For the  $3A_2$  and  $3E$  states,  $S_z = 1$ -projections with S.U. orbitals were used. For the singlets, S.R. orbitals were used. Also, for  $1E$  and  $3E$  states we computed the energies of the  $y$ -components of the degenerate states in Fig. 7. The resulting extrapolated and backflow-corrected vertical excitation energies represent our final results for the  $NV^-$ -center.

We can see that the backflow corrections bring an energy gain of approximately 200 meV to all of the excitation energies. The finite-size effects are small, with the effect of extrapolating to infinite system size bringing very little changes compared to the results in the larger simulation cell.

Based on the final results, we can see that the absorption energy corresponding to  $3A_2 \rightarrow 3E$  from the QMC simulations overestimates the experimental value by  $\sim 200$  meV, with an errorbar of 100 meV. The vertical excitation energy results of the singlets are overestimat-



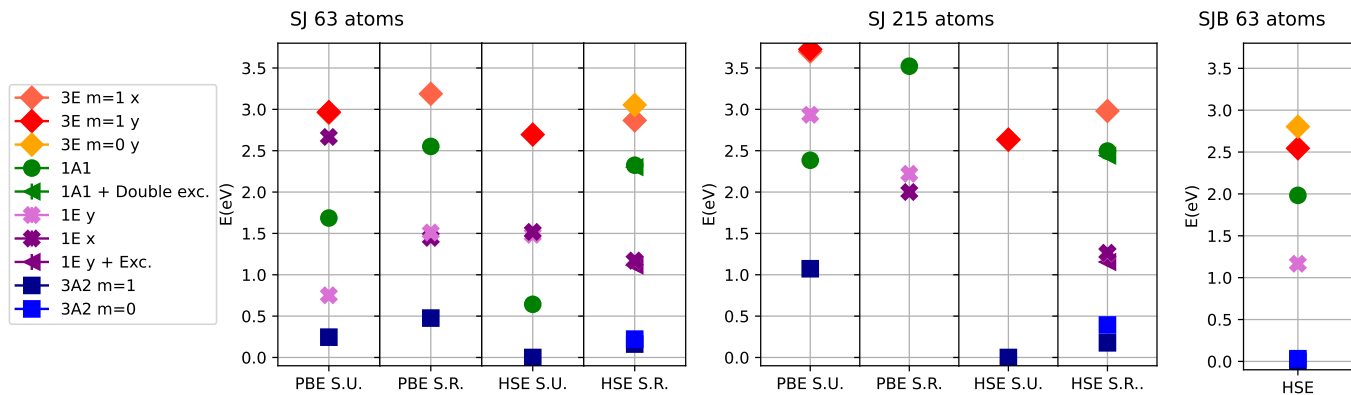


FIG. 6. Results of the QMC energies of the states of the  $NV^-$ -center against the lowest obtained ground state energy in the 63-atom (left) and 215 (middle) simulation cells with the Slater-Jastrow (SJ) wave function, and in the 63-atom cell with a backflow correction (SJB, right). The SJ wave function results are computed with electronic orbitals prepared using PBE and HSE06 correlation functionals in S.U. and S.R. DFT calculations. Results for the states  $3A_2$  (blue),  $1E$   $x$ - and  $y$ -components (violet and pink),  $1A_1$  (green), and  $3E$   $x$ - and  $y$ -components (orange and red) are shown. For the triplets, both states with  $S_1 = 0$  and  $S_z = 1$  spin projections are shown.

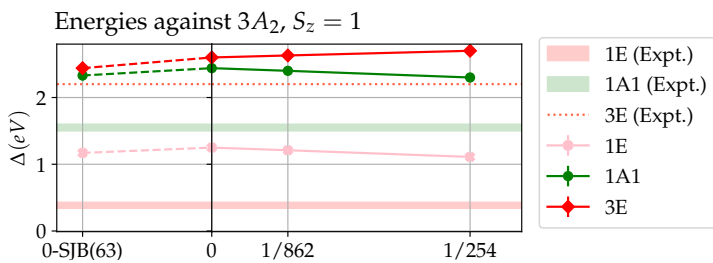


FIG. 7. Results of the vertical excitation energies in the  $NV^-$ -center for the  $1E^-$ ,  $1A_1^-$ , and  $3E^-$ -states, drawn with pink, green and red, respectively. The energies of the excited states are calculated against the  $S_z = 1$ -projection of the ground state. HSE06 was used to generate the electron orbitals, with triplets constructed from S.U. and singlets from S.R. orbitals. In the right part of each figure, results against the inverse number of electrons are presented. The solid lines represent fits of the results against the inverse particle number, and on top of the vertical black line are shown results extrapolated to infinite system size. In left in each figure, we have added the backflow corrections, estimated in the smaller simulation cell, to the results extrapolated to infinite system size. The red and green shaded regions represent experimental values of the  $1E^-$ - and  $1A_1^-$ -states, respectively, and the dotted red line is the exact experimental value for the  $3E^-$ -state.

ing more when compared to experiment, but it should be noted that the singlet-to-singlet transition, known from experiments to be 1.19 eV, is correct within the errorbars. Therefore the measurable quantities are well repeated by QMC.

The singlet energies are overestimated more than the energy of the  $3E$  triplet state. It is very probable that the cancellation of fixed-node errors is not as strong in vertical excitation energies  $\Delta_{1A_1}$  and  $\Delta_{1E}$  as in  $\Delta_{3E}$ , as the singlets consist of different determinants than the  $S_z = 1$  ground state that is used in results of Fig. 7. Also

the determinants are constructed from different orbitals for the singlet (S.R.) and the triplet (S.U.) states.

The use of backflow reduces nodal surface errors and improves the vertical excitation energies. Interestingly, the  $S_z = 0$ -projection of the  $3A_2$  state has the same orbitals and determinants as the singlet states, but its energy is corrected by the backflow to correspond exactly to the  $S_z = 1$ -projection, as seen in Fig. 6. This could mean that, as backflow is not as efficient for the singlet energies, accurate energies for the singlets would require larger multideterminant expansions.

### 3. Comparison to other work

Figure 8 shows the DMC vertical excitation energies, extrapolated to infinite system size and corrected with backflow, against experimental values and results from other theoretical methods. It shows that  $\Delta_{3E}$  from QMC is in line with the other methods and experiment with minor variation, but that the vertical excitation energies of the singlets are larger than for any of the other methods and experiment. However, the singlet-to-singlet transition of 1.19 eV from experiments is well repeated by QMC. Other methods able to capture both the triplet-to-triplet and singlet-to-singlet transitions with similar accuracy include only the hybrid time-dependent DFT.

The DMC directly simulates the many-body wave function, as opposed to methods utilizing effective Hamiltonians. The QMC energies presented here do not include errors commonly present in earlier studies, such errors originating from double counting in embedding calculations. We are explicitly simulating the electron correlations in simulation cells up to 215 atoms, extrapolating to infinite system size, and our results are variational, enabling systematic improvement of the results with, e.g.

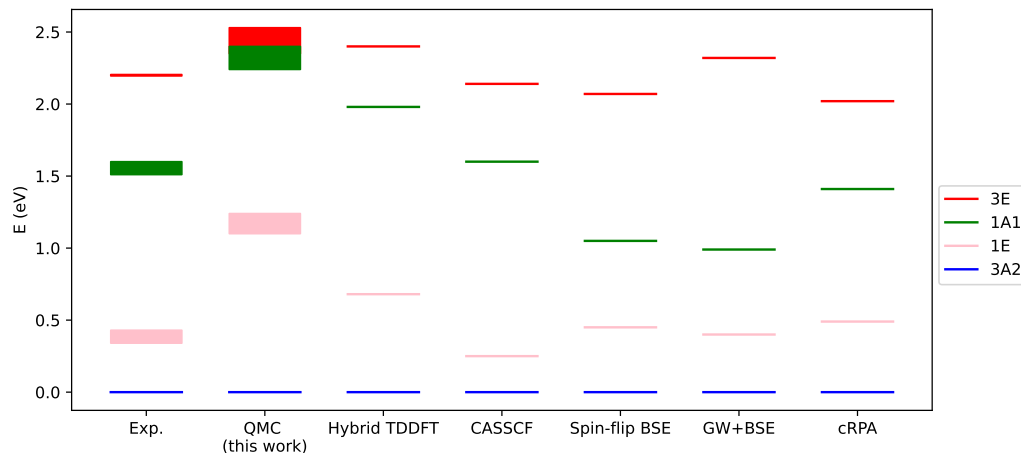


FIG. 8. Vertical excitation energies from experiments [45, 46, 48, 49] and QMC (this work), compared against results from a number of theoretical methods: hybrid time-dependent DFT (hybrid TDDFT) [47], complete active space multiconfiguration SCF (CASSCF) [30], spin-flip Bethe-Salpeter equation approach (Spin-flip BSE) [72], GW approximation and BSE (GW+BSE) [60], and constrained random-phase approximation (cRPA) [73].

CASSCF-based multideterminant expansions. The value of the current results with QMC is in the potential of the method; further QMC studies on solid-state defects can improve the current results and analyse further features of the systems, such as spin-orbit and zero-field-splitting effects.

## VI. CONCLUSIONS AND DISCUSSION

In this work we examined best practices and workflows for using QMC in the study of optical properties of point defect qubits. By using the  $NV^-$ -center in diamond as a test system, we calculated the vertical excitation energies of the many-body states relevant for qubit operation. The results were extrapolated to infinite system size and a backflow corrections were included to the extrapolated excitation energies. The final results showed overestimation in vertical excitation energies when compared against experimental estimates, but overall the results were comparable to other methods in quantum chemistry that use molecular cluster systems or embedding schemes. In particular the singlet-to-singlet transition energy from QMC, 1.2(1) eV, was correct against the experimental value of 1.19 eV. The triplet-to-triplet absorption energy from QMC, 2.43(9) eV, was overestimated by approximately 0.23(9) eV against experiment.

We have removed the finite DMC time step errors, finite-size errors, and tested different pseudopotentials. We use backflow to optimize the nodal surfaces. The energies were computed by explicitly simulating the correlations of electrons in the defect and the surrounding medium. Hence the simulations included less approximations than earlier methods.

All of the excited state energies were overestimated against the ground state energy when compared against

experiment, so improvements in the wave functions should be made. The variational principle enables systematic studies on how to improve the wavefunctions further. We have found that S.R. orbitals should be used for states with  $S_z = 1$ , while S.U. orbitals provide better description of the states with  $S_z = 1$ . Also the use of HSE06 electron orbitals improves the wave functions when compared to PBE orbitals. Further improvements to the wave functions can be obtained with larger multi-determinant expansions.

The use of fully correlated QMC can allow new, more complicated many-body studies of the magneto-optical properties of spin qubits. For example, the effects of surfaces, interfaces, or other defects to the excitation energies are difficult to simulate with cluster-based approaches or embedding schemes, but would be accessible with the  $> 200$  atom simulation cells used in this study.

Many properties relevant for spin qubits require further development with QMC methods. For example, the study of structural properties and potential energy surfaces with QMC would be very useful. Studies on the estimation of atomic forces with QMC [74, 75] and structural optimization with stochastic forces [76] already exist. Another issue is the simulation of electron-phonon interactions, that play a key role in non-radiative transitions [49]. The phononic effects can be estimated by sampling atomic configurations based on the vibrational states estimated at DFT level, but DFT cannot treat the singlets.

Also the understanding of spin-orbit interactions and zero-field splittings are very important in harnessing the utility of the  $NV^-$ -center and related point defects. Studying observables dependent on spin would require QMC to include spin degree of freedom to the wave functions, as has been done in a recent implementation [77].

The structural relaxation with QMC would be expen-

sive, and certain DFT studies show that estimation of spin-related quantities would require simulation cells consisting of up to thousand atoms [26]. Thus the development of embedding schemes also for QMC are very possibly required in order to perform in-depth studies of spin defects. Embedding schemes allowing large multideterminant expansions with QMC already exist [78]. QMC embedding could be done in much larger volumes or orbital spaces than with the current quantum chemistry embedding approaches. This would reduce the errors introduced by current embedding schemes originating from double counting and coupling of the states from embedding region to the bulk material.

## ACKNOWLEDGMENTS

We would like to thank Dr. Neil Drummond for useful discussions and insights related to QMC simulation of defects. We acknowledge the generous computational resources provided by CSC (Finnish IT Centre for Science), in particular to Mahti and Lumi clusters. This work was partially supported by the Academy of Finland Grants No. 285809, No. 293932, No. 319178, No. 334706, and No. 334707.

## Appendix A

### 1. The Hamiltonian and Symmetry Groups

The Hamiltonians  $\hat{H}$ ,  $\hat{H}_0$ , and  $\hat{H}_0^i$ , as presented in Eq. (1), are invariant under operations of their corresponding symmetry groups  $\mathbb{G}(\hat{H})$ ,  $\mathbb{G}(\hat{H}_0)$ , and  $\mathbb{G}(\hat{H}_0^i)$ . The symmetry group of both  $\hat{H}$  and  $\hat{H}_0^i$  is  $C_{3v}$ . Each Hamiltonian and operations of its symmetry group commute and have common eigenstates.

Any symmetry operation  $T_g$  of the group member  $g$  of the symmetry group  $\mathbb{G}(\hat{H}_0^i)$  can be represented as a matrix acting in a 3-dimensional coordinate space. The choice of appropriate matrices for all  $g \in \mathbb{G}(\hat{H}_0^i)$  defines a representation  $\Gamma_{\mathbb{G}(\hat{H}_0^i)}$  that maps the symmetry operation  $T_g$  into a matrix  $\Gamma_{\mathbb{G}(\hat{H}_0^i)}(g)$ .

As  $\hat{H}_0 = \sum_i \hat{H}_0^i$ , the representations of  $\mathbb{G}(\hat{H}_0)$  are tensor products of the representations of  $\mathbb{G}(\hat{H}_0^i)$ :

$$\Gamma_{\mathbb{G}(\hat{H}_0)} = \Gamma_{\mathbb{G}(\hat{H}_0^1)} \oplus \Gamma_{\mathbb{G}(\hat{H}_0^2)} \oplus \dots \oplus \Gamma_{\mathbb{G}(\hat{H}_0^N)}, \quad (\text{A1})$$

Each particle in the non-interacting picture experience the same set of symmetries  $\mathbb{G}(\hat{H}_0^i) = \mathbb{G}(\hat{H}_0^j) \forall i, j$ .

The symmetry group of the interacting Hamiltonian  $\mathbb{G}(\hat{H})$  has also representations of the form in Eq. (A1), but the many-body symmetry operations  $T_{g_1, g_2, \dots, g_N} = T_{g_1} T_{g_2} \dots T_{g_N}$ , with  $g_i$  referring to operation in particle  $i$ , are restricted:  $T_{g_1} = T_{g_2} = \dots = T_{g_N}$ . This is because the interparticle interactions described by  $\hat{H}_2$  are invariant

under rotation of one particle only if all the other particles are rotated equivalently. Hence  $\mathbb{G}(\hat{H})$  is isomorphic to  $\mathbb{G}(\hat{H}_0^i)$  [79], and both are subgroups of  $\mathbb{G}(\hat{H}_0)$ .

### 2. Single-particle states

The many-body states can be derived using the single-particle states with the molecular orbital method [50], as has been done in numerous works before [80, 81]. However, we repeat the process here as our basis of Slater determinants decomposed into spin up- and down-components gives rise to different forms of the wavefunctions than previously.

The single-particle states localized around the NV<sup>-</sup> center are treated in the basis of four dangling bonds  $\sigma_i$  created in the removal of a carbon atom from the perfect diamond lattice. Dangling bonds  $\sigma_1, \sigma_2$ , and  $\sigma_3$  are attached to the carbon atoms neighbouring the vacancy, and  $\sigma_N$  to the nitrogen impurity. The dangling bonds constitute a basis for the Hilbert space of  $\hat{H}_0^i$ .

By applying a group theoretic projection operator,

$$\mathbf{P}^\alpha = \frac{n_\alpha}{\lambda_{\mathbb{G}(\hat{H}_0^i)}} \sum_{g \in \mathbb{G}(\hat{H}_0^i)} \chi^{(\alpha)*}(g) \Gamma_{\mathbb{G}(\hat{H}_0^i)}(g) \quad (\text{A2})$$

to  $\sigma_i$  we can find the orbitals transforming according to the irreducible representations  $\alpha$  of  $\mathbb{G}(\hat{H}_0^i)$ , i.e.  $C_{3v}$ .  $\alpha = \{A_1, A_2, E\}$ , meaning that  $C_{3v}$  consists of two completely symmetric ( $A_1, A_2$ ) and one doubly degenerate ( $E$ ) irreducible representations. Above,  $n_\alpha$  is the dimensionality of the irreducible representation  $\alpha$ ,  $\lambda_{\mathbb{G}(\hat{H}_0^i)}$  the order of the group  $\mathbb{G}(\hat{H}_0^i)$ , and  $\chi^\alpha(g)$  is the character of the group member  $g$  under the irreducible symmetry representation  $\Gamma_{\mathbb{G}(\hat{H}_0^i)}^\alpha$ . The orbitals are [81]

$$\begin{aligned} a_N &= \sigma_4 \\ a_1 &= [\sigma_1 + \sigma_2 + \sigma_3] / 3 \\ e_x &= [2\sigma_1 - \sigma_2 - \sigma_3] / \sqrt{6} \\ e_y &= [\sigma_2 - \sigma_3] / \sqrt{2}. \end{aligned} \quad (\text{A3})$$

$a_N$  and  $a_1$  are completely symmetric and transform according to  $\Gamma_{\mathbb{G}(\hat{H}_0^i)}^{A_1}$ , and  $e_x$  and  $e_y$  are degenerate orbitals transforming as  $\Gamma_{\mathbb{G}(\hat{H}_0^i)}^E$ .  $a_N$  is energetically below the valence band, and is assumed to be filled by 2 electrons.  $a_1$ ,  $e_x$  and  $e_y$  are depicted in Fig. 2, and are within the diamond band gap, as shown in Fig. 3.

### 3. Many-body states

In the Slater-Jastrow type wave functions (see Eq. (2)), the Jastrow factor  $J(\mathbf{R})$  is fully symmetric and the Slater determinants  $D_n = D_n^\uparrow D_n^\downarrow$  consists of  $N^\uparrow$  spin-up and  $N^\downarrow$  spin-down electrons filling the single-particle orbitals. The determinants transform as basis

functions of the irreducible representations of  $\mathbb{G}(\hat{H}_0)$ . As  $\mathbb{G}(\hat{H}) \subset \mathbb{G}(\hat{H}_0)$ , we can decompose this irreducible representation according to irreducible representations of  $\mathbb{G}(\hat{H})$  as

$$\Gamma_{\mathbb{G}(\hat{H}_0)} = \Gamma_{\mathbb{G}(\hat{H})}^1 \oplus \Gamma_{\mathbb{G}(\hat{H})}^2 \oplus \dots \oplus \Gamma_{\mathbb{G}(\hat{H})}^M, \quad (\text{A4})$$

based on the character system of the representations. Above, the irreducible representations  $\Gamma_{\mathbb{G}(\hat{H})}^\alpha$  are said to be compatible with  $\Gamma_{\mathbb{G}(\hat{H}_0)}$ .

For the symmetry analysis of the many-body states, it is sufficient to only consider the open shell of the states, i.e. electrons in the  $a_1$  and  $e_{x,y}$  states. Instead of considering the states filled by electrons we can consider the holes in the open shell to simplify the analysis. In the ground state occupation, 2 electrons fill the  $a_1$  state and 2 electrons occupy the degenerate  $e$  states. Thus we have 2 holes of  $E$  symmetry. The optical excitation in the single-particle picture corresponds to promotion of an electron from the  $a_1$  to one of the degenerate  $e$  states, and hence there are 2 holes of symmetries  $A$  and  $E$ . The symmetry representations  $\Gamma_{\mathbb{G}(\hat{H}_0)}$  for these two occupations can be decomposed according to Eq. (A4) as

$$\begin{aligned} \Gamma_{\mathbb{G}(\hat{H}_0)}^E \oplus \Gamma_{\mathbb{G}(\hat{H}_0)}^E &= \Gamma_{\mathbb{G}(\hat{H})}^{A_1} \oplus \Gamma_{\mathbb{G}(\hat{H})}^{A_2} \oplus \Gamma_{\mathbb{G}(\hat{H})}^E \\ \Gamma_{\mathbb{G}(\hat{H}_0)}^{A_1} \oplus \Gamma_{\mathbb{G}(\hat{H}_0)}^E &= \Gamma_{\mathbb{G}(\hat{H})}^E \end{aligned} \quad (\text{A5})$$

To find the eigenstates of  $\hat{H}$ , we apply the projector operator of Eq. (A2), but with a representation  $\Gamma_{\mathbb{G}(\hat{H})}$ , to all the possible Slater determinants formed by populating the orbitals  $a_1$ ,  $e_x$ , and  $e_y$  of both spin channels with 4 electrons. Table I shows the many-body wavefunctions, without the Jastrow factor for clarity, obtained with the projector method.

#### 4. Variational principle of the many-body states

In VMC the variational principle holds for excited states that are orthogonal to the lower states, for example in cases where the excitation represents a different irreducible representation of the symmetry group of the system than the lower states. In fixed-node DMC the orthogonality of the excited state against the ground state is not enough to guarantee the variational principle [35]. Only states both orthogonal to the ground state and transforming according to one-dimensional irreducible representations of the symmetry group of the system have a variational principle. This means that the variational principle applies only to the  $1A_1$  state.

Because both  $1E$  and  $3E$  transform according to a 2-dimensional irreducible representation, they may collapse to lower states during a DMC simulation. However, as

the spin is conserved during the simulations, we can close out the possibility of a spin-up (or -down) projection of the  $3E$  state to collapse to  $1E$ -state. There is still the possibility of any of the spin projections of the  $3E$ -state to collapse to the  $3A_2$ -state. Also the singlet  $1E$ -state can collapse to the zero-spin projection of the  $3A_2$  state.

According to Foulkes *et al.* [35], we can establish a weaker, or even the original strong variational principle for states transforming as multidimensional irreducible representations under certain conditions. This is done by considering the subgroups of  $\mathbb{G}(\hat{H})$ , and finding the compatible irreducible representations of the subgroups. If there is a subgroup that has one-dimensional irreducible representations compatible with the excited state symmetry, but not compatible with the ground state, a weaker variational principle holds.

The irreducible representation  $E$  of  $C_{3v}$  can be decomposed with respect to irreducible representations of its subgroup  $C_s$  as

$$\Gamma_{C_{3v}}^E = \Gamma_{C_s}^{A_1} \oplus \Gamma_{C_s}^{A_2} \quad (\text{A6})$$

Out of the irreducible representations  $A_1$  and  $A_2$  of  $C_s$ ,  $A_1$  is not compatible with the ground state symmetry of the  $NV^-$ -center,  $A_2$ . This means that both the  $3E$  and  $1E$  states have a weaker variational principle stating that the DMC energy of the states is greater than or equal to the many-body state transforming according to the irreducible representation  $\Gamma_{C_s}^{A_1}$ . Using the projection operator

$$P^{A_1} = \frac{n_{A_1}}{\lambda_{C_s}} \sum_{g \in C_s} \chi^{A_1}(g) \Gamma_{C_s}^{A_1}(g), \quad (\text{A7})$$

we can project this state out of the spin-up projection of  $3E$  and  $1E$ :

$$\begin{aligned} P^{A_1} \Psi_{x,1}^{3E} &= 0 \\ P^{A_1} \Psi_{y,1}^{3E} &= \Psi_{y,1}^{3E} \\ P^{A_1} \Psi_x^{1E} &= 0 \\ P^{A_1} \Psi_y^{1E} &= \Psi_y^{1E} \end{aligned} \quad (\text{A8})$$

Equation (A8) shows that the  $y$ -components of the spin-up state of  $3E$  and  $1E$  already transform according to  $\Gamma_{C_s}^{A_1}$ . Therefore the variational principle of  $\Gamma_{C_s}^{A_1}$  is also the variational principle of  $\Gamma_{\hat{H}}^E$ . Since spin-up component of  $3E$  cannot collapse into the singlet states during DMC it is the lowest spin-up state that  $\Gamma_{C_s}^{A_1}$  is compatible with.  $1E$  is the lowest spin-zero state that  $\Gamma_{C_s}^{A_1}$  is compatible with. Therefore we see that the strong variational principle applies for the  $y$ -components of both spin-up (and -down)  $3E$  and  $1E$ .

- [1] Romana Schirhagl, Kevin Chang, Michael Loretz, and Christian L Degen. Nitrogen-vacancy centers in diamond: nanoscale sensors for physics and biology. *Annu. Rev. Phys. Chem.*, 65(1):83–105, 2014.
- [2] CT Nguyen, DD Sukachev, MK Bhaskar, Bartholomeus Machielse, DS Levonian, EN Knall, Pavel Stroganov, Ralf Riedinger, Hongkun Park, M Lončar, et al. Quantum network nodes based on diamond qubits with an efficient nanophotonic interface. *Phys. Rev. Lett.*, 123(18):183602, 2019.
- [3] JR Weber, WF Koehl, JB Varley, Anderson Janotti, BB Buckley, CG Van de Walle, and David D Awschalom. Quantum computing with defects. *Proceedings of the National Academy of Sciences*, 107(19):8513–8518, 2010.
- [4] Jingfu Zhang, Swathi S Hegde, and Dieter Suter. Efficient implementation of a quantum algorithm in a single nitrogen-vacancy center of diamond. *Phys. Rev. Lett.*, 125(3):030501, 2020.
- [5] MH Abobeih, Y Wang, J Randall, SJH Loenen, CE Bradley, M Markham, DJ Twitchen, BM Terhal, and TH Taminiau. Fault-tolerant operation of a logical qubit in a diamond quantum processor. *Nature*, pages 1–1, 2022.
- [6] Igor Aharonovich, Dirk Englund, and Milos Toth. Solid-state single-photon emitters. *Nature Photonics*, 10(10):631–641, 2016.
- [7] Igor Aharonovich, Andrew D Greentree, and Steven Praver. Diamond photonics. *Nature Photonics*, 5(7):397–405, 2011.
- [8] Miles Blencowe. Quantum ram. *Nature*, 468(7320):44–45, 2010.
- [9] Conor E Bradley, Joe Randall, Mohamed H Abobeih, RC Berrevoets, MJ Degen, Michiel A Bakker, Matthew Markham, DJ Twitchen, and Tim H Taminiau. A ten-qubit solid-state spin register with quantum memory up to one minute. *Phys. Rev. X*, 9(3):031045, 2019.
- [10] Jörg Wrachtrup and Fedor Jelezko. Processing quantum information in diamond. *Journal of Physics: Condensed Matter*, 18(21):S807, 2006.
- [11] Hosung Seo, Abram L Falk, Paul V Klimov, Kevin C Miao, Giulia Galli, and David D Awschalom. Quantum decoherence dynamics of divacancy spins in silicon carbide. *Nature Communications*, 7(1):1–9, 2016.
- [12] MV Gurudev Dutt, L Childress, L Jiang, E Togan, J Maze, F Jelezko, AS Zibrov, PR Hemmer, and MD Lukin. Quantum register based on individual electronic and nuclear spin qubits in diamond. *Science*, 316(5829):1312–1316, 2007.
- [13] William F Koehl, Bob B Buckley, F Joseph Heremans, Greg Calusine, and David D Awschalom. Room temperature coherent control of defect spin qubits in silicon carbide. *Nature*, 479(7371):84–87, 2011.
- [14] Marcus W Doherty, Neil B Manson, Paul Delaney, Fedor Jelezko, Jörg Wrachtrup, and Lloyd CL Hollenberg. The nitrogen-vacancy colour centre in diamond. *Physics Reports*, 528(1):1–45, 2013.
- [15] Swathi S Hegde, Jingfu Zhang, and Dieter Suter. Efficient quantum gates for individual nuclear spin qubits by indirect control. *Phys. Rev. Lett.*, 124(22):220501, 2020.
- [16] Petr Siyushev, Milos Nesladek, Emilie Bourgeois, Michal Gulka, Jaroslav Hruby, Takashi Yamamoto, Michael Trupke, Tokuyuki Teraji, Junichi Isoya, and Fedor Jelezko. Photoelectrical imaging and coherent spin-state readout of single nitrogen-vacancy centers in diamond. *Science*, 363(6428):728–731, 2019.
- [17] L Childress, MV Gurudev Dutt, JM Taylor, AS Zibrov, F Jelezko, J Wrachtrup, PR Hemmer, and MD Lukin. Coherent dynamics of coupled electron and nuclear spin qubits in diamond. *Science*, 314(5797):281–285, 2006.
- [18] Gerald Waldherr, Ya Wang, S Zaiser, M Jamali, T Schulte-Herbrüggen, H Abe, T Ohshima, J Isoya, JF Du, P Neumann, et al. Quantum error correction in a solid-state hybrid spin register. *Nature*, 506(7487):204–207, 2014.
- [19] Takayuki Iwasaki, Fumitaka Ishibashi, Yoshiyuki Miyamoto, Satoshi Kobayashi, Takehide Miyazaki, Kosuke Tahara, Kay D Jahnke, Lachlan J Rogers, Boris Naydenov, Fedor Jelezko, et al. Germanium-vacancy single color centers in diamond. *Scientific Reports*, 5(1):1–7, 2015.
- [20] Denis D Sukachev, Alp Sipahigil, Christian T Nguyen, Mihir K Bhaskar, Ruffin E Evans, Fedor Jelezko, and Mikhail D Lukin. Silicon-vacancy spin qubit in diamond: a quantum memory exceeding 10 ms with single-shot state readout. *Phys. Rev. Lett.*, 119(22):223602, 2017.
- [21] David J Christle, Abram L Falk, Paolo Andrich, Paul V Klimov, Jawad Ul Hassan, Nguyen T Son, Erik Janzén, Takeshi Ohshima, and David D Awschalom. Isolated electron spins in silicon carbide with millisecond coherence times. *Nature Materials*, 14(2):160–163, 2015.
- [22] David D Awschalom, Ronald Hanson, Jörg Wrachtrup, and Brian B Zhou. Quantum technologies with optically interfaced solid-state spins. *Nature Photonics*, 12(9):516–527, 2018.
- [23] Alexandre Bourassa, Christopher P Anderson, Kevin C Miao, Mykyta Onizhuk, He Ma, Alexander L Crook, Hiroshi Abe, Jawad Ul-Hassan, Takeshi Ohshima, Nguyen T Son, et al. Entanglement and control of single nuclear spins in isotopically engineered silicon carbide. *Nature Materials*, 19(12):1319–1325, 2020.
- [24] Ádám Gali. Ab initio theory of the nitrogen-vacancy center in diamond. *Nanophotonics*, 8(11):1907–1943, 2019.
- [25] Adam Gali, Erik Janzén, Péter Deák, Georg Kresse, and Efthimios Kaxiras. Theory of spin-conserving excitation of the  $n - V^-$  center in diamond. *Phys. Rev. Lett.*, 103:186404, Oct 2009.
- [26] Gergő Thiering and Adam Gali. Ab initio calculation of spin-orbit coupling for an nv center in diamond exhibiting dynamic jahn-teller effect. *Phys. Rev. B*, 96(8):081115, 2017.
- [27] Aron J Cohen, Paula Mori-Sánchez, and Weitao Yang. Insights into current limitations of density functional theory. *Science*, 321(5890):792–794, 2008.
- [28] Aleksei V Ivanov, Yorick LA Schmerwitz, Gianluca Levi, and Hannes Jónsson. Electronic excitations of the charged nitrogen-vacancy center in diamond obtained using time-independent variational density functional calculations. *arXiv preprint arXiv:2303.03838*, 2023.
- [29] Paul Delaney, James C Greer, and J Andreas Larsson. Spin-polarization mechanisms of the nitrogen-vacancy center in diamond. *Nano Letters*, 10(2):610–614, 2010.
- [30] Churna Bhandari, Aleksander L Wysocki, Sophia E

- Economou, Pratibha Dev, and Kyungwha Park. Multi-configurational study of the negatively charged nitrogen-vacancy center in diamond. *Phys. Rev. B*, 103(1):014115, 2021.
- [31] Qiming Sun and Garnet Kin-Lic Chan. Quantum embedding theories. *Accounts of Chemical Research*, 49(12):2705–2712, 2016.
- [32] He Ma, Nan Sheng, Marco Govoni, and Giulia Galli. Quantum embedding theory for strongly correlated states in materials. *Journal of Chemical Theory and Computation*, 17(4):2116–2125, 2021.
- [33] Lukas Muechler, Danis I Badrtdinov, Alexander Hampel, Jennifer Cano, Malte Rösner, and Cyrus E Dreyer. Quantum embedding methods for correlated excited states of point defects: Case studies and challenges. *Physical Review B*, 105(23):235104, 2022.
- [34] W. M. C. Foulkes, L. Mitas, R. J. Needs, and G. Rajagopal. Quantum monte carlo simulations of solids. *Rev. Mod. Phys.*, 73:33–83, Jan 2001.
- [35] W. M. C. Foulkes, Randolph Q. Hood, and R. J. Needs. Symmetry constraints and variational principles in diffusion quantum monte carlo calculations of excited-state energies. *Phys. Rev. B*, 60:4558–4570, Aug 1999.
- [36] Randolph Q. Hood, P. R. C. Kent, R. J. Needs, and P. R. Briddon. Quantum monte carlo study of the optical and diffusive properties of the vacancy defect in diamond. *Phys. Rev. Lett.*, 91:076403, Aug 2003.
- [37] D Alfe and MJ Gillan. Schottky defect formation energy in mgo calculated by diffusion monte carlo. *Physical Review B*, 71(22):220101, 2005.
- [38] William D Parker, John W Wilkins, and Richard G Hennig. Accuracy of quantum monte carlo methods for point defects in solids. *Physica Status Solidi (b)*, 248(2):267–274, 2011.
- [39] Randolph Q. Hood, P. R. C. Kent, and Fernando A. Reboredo. Diffusion quantum monte carlo study of the equation of state and point defects in aluminum. *Phys. Rev. B*, 85:134109, Apr 2012.
- [40] Elif Ertekin, Lucas K. Wagner, and Jeffrey C. Grossman. Point-defect optical transitions and thermal ionization energies from quantum monte carlo methods: Application to the  $f$ -center defect in mgo. *Phys. Rev. B*, 87:155210, Apr 2013.
- [41] Kayahan Saritas, Wenmei Ming, Mao-Hua Du, and Fernando A Reboredo. Excitation energies of localized correlated defects via quantum monte carlo: A case study of  $\text{mn}^{4+}$ -doped phosphors. *The Journal of Physical Chemistry Letters*, 10(1):67–74, 2018.
- [42] Yilin Chen, Tonghuan Jiang, Haoxiang Chen, Erxun Han, Ali Alavi, Kuang Yu, En-Ge Wang, and Ji Chen. Multi-configurational nature of electron correlation within nitrogen vacancy centers in diamond. *arXiv preprint arXiv:2302.13730*, 2023.
- [43] Miguel A Morales, Jeremy McMinis, Bryan K Clark, Jeongnim Kim, and Gustavo E Scuseria. Multideterminant wave functions in quantum monte carlo. *Journal of chemical theory and computation*, 8(7):2181–2188, 2012.
- [44] Lu Rao and Fan Wang. Diffusion quantum monte carlo method on diradicals using single-and multi-determinant-jastrow trial wavefunctions and different orbitals. *The Journal of Chemical Physics*, 156(12):124308, 2022.
- [45] Gordon Davies and MF Hamer. Optical studies of the 1.945 eV vibronic band in diamond. *Proceedings of the Royal Society of London. A. Mathematical and Physical Sciences*, 348(1653):285–298, 1976.
- [46] LJ Rogers, S Armstrong, MJ Sellars, and NB Manson. Infrared emission of the nv centre in diamond: Zeeman and uniaxial stress studies. *New Journal of Physics*, 10(10):103024, 2008.
- [47] Yu Jin, Marco Govoni, and Giulia Galli. Vibrationally resolved optical excitations of the nitrogen-vacancy center in diamond. *npj Computational Materials*, 8(1):1–9, 2022.
- [48] M. L. Goldman, A. Sipahigil, M. W. Doherty, N. Y. Yao, S. D. Bennett, M. Markham, D. J. Twitchen, N. B. Manson, A. Kubanek, and M. D. Lukin. Phonon-induced population dynamics and intersystem crossing in nitrogen-vacancy centers. *Phys. Rev. Lett.*, 114:145502, Apr 2015.
- [49] M. L. Goldman, M. W. Doherty, A. Sipahigil, N. Y. Yao, S. D. Bennett, N. B. Manson, A. Kubanek, and M. D. Lukin. State-selective intersystem crossing in nitrogen-vacancy centers. *Phys. Rev. B*, 91:165201, Apr 2015.
- [50] Charles Alfred Coulson and Mary J Kearsley. Colour centres in irradiated diamonds. i. *Proceedings of the Royal Society of London. Series A. Mathematical and Physical Sciences*, 241(1227):433–454, 1957.
- [51] N. D. Drummond, M. D. Towler, and R. J. Needs. Jastrow correlation factor for atoms, molecules, and solids. *Phys. Rev. B*, 70:235119, Dec 2004.
- [52] Nan Sheng, Christian Vorwerk, Marco Govoni, and Giulia Galli. Green’s function formulation of quantum defect embedding theory. *Journal of Chemical Theory and Computation*, 2022.
- [53] Abdulgani Annaberdiyev, Guangming Wang, Cody A. Melton, M. Chandler Bennett, and Lubos Mitas. Cohesion and excitations of diamond-structure silicon by quantum monte carlo: Benchmarks and control of systematic biases. *Phys. Rev. B*, 103:205206, May 2021.
- [54] Yongkyung Kwon, D. M. Ceperley, and Richard M. Martin. Effects of three-body and backflow correlations in the two-dimensional electron gas. *Phys. Rev. B*, 48:12037–12046, Oct 1993.
- [55] Yongkyung Kwon, D. M. Ceperley, and Richard M. Martin. Effects of backflow correlation in the three-dimensional electron gas: Quantum monte carlo study. *Phys. Rev. B*, 58:6800–6806, Sep 1998.
- [56] P. López Ríos, A. Ma, N. D. Drummond, M. D. Towler, and R. J. Needs. Inhomogeneous backflow transformations in quantum monte carlo calculations. *Phys. Rev. E*, 74:066701, Dec 2006.
- [57] R. J. Hunt, M. Szyniszewski, G. I. Prayogo, R. Maezono, and N. D. Drummond. Quantum monte carlo calculations of energy gaps from first principles. *Phys. Rev. B*, 98:075122, Aug 2018.
- [58] RJ Needs, MD Towler, ND Drummond, Pablo Lopez Rios, and JR Trail. Variational and diffusion quantum monte carlo calculations with the casino code. *The Journal of Chemical Physics*, 152(15):154106, 2020.
- [59] Adam Gali, Maria Fyta, and Efthimios Kaxiras. Ab initio supercell calculations on nitrogen-vacancy center in diamond: Electronic structure and hyperfine tensors. *Phys. Rev. B*, 77:155206, Apr 2008.
- [60] Yuchen Ma, Michael Rohlfing, and Adam Gali. Excited states of the negatively charged nitrogen-vacancy color center in diamond. *Phys. Rev. B*, 81:041204, Jan 2010.
- [61] P. R. C. Kent, Randolph Q. Hood, A. J. Williamson, R. J. Needs, W. M. C. Foulkes, and G. Rajagopal. Finite-size errors in quantum many-body simulations of extended

- systems. *Phys. Rev. B*, 59:1917–1929, Jan 1999.
- [62] Markus Holzmann, Raymond C. Clay, Miguel A. Morales, Norm M. Tubman, David M. Ceperley, and Carlo Pierleoni. Theory of finite size effects for electronic quantum monte carlo calculations of liquids and solids. *Phys. Rev. B*, 94:035126, Jul 2016.
- [63] Jochen Heyd, Gustavo E Scuseria, and Matthias Ernzerhof. Hybrid functionals based on a screened coulomb potential. *The Journal of Chemical Physics*, 118(18):8207–8215, 2003.
- [64] G. Kresse and D. Joubert. From ultrasoft pseudopotentials to the projector augmented-wave method. *Phys. Rev. B*, 59:1758–1775, Jan 1999.
- [65] G. Kresse and J. Furthmüller. Efficient iterative schemes for ab initio total-energy calculations using a plane-wave basis set. *Phys. Rev. B*, 54:11169–11186, Oct 1996.
- [66] Paolo Giannozzi, Oscar Baseggio, Pietro Bonfà, Davide Brunato, Roberto Car, Ivan Carnimeo, Carlo Cavazzoni, Stefano De Gironcoli, Pietro Delugas, Fabrizio Ferrari Ruffino, et al. Quantum espresso toward the exascale. *The Journal of Chemical Physics*, 152(15):154105, 2020.
- [67] JR Trail and RJ Needs. Norm-conserving hartree–fock pseudopotentials and their asymptotic behavior. *The Journal of Chemical Physics*, 122(1):014112, 2005.
- [68] JR Trail and RJ Needs. Smooth relativistic hartree–fock pseudopotentials for h to ba and lu to hg. *The Journal of Chemical Physics*, 122(17):174109, 2005.
- [69] R. M. Lee, G. J. Conduit, N. Nemeč, P. López Ríos, and N. D. Drummond. Strategies for improving the efficiency of quantum monte carlo calculations. *Phys. Rev. E*, 83:066706, Jun 2011.
- [70] John R Trail and Richard J Needs. Shape and energy consistent pseudopotentials for correlated electron systems. *The Journal of Chemical Physics*, 146(20):204107, 2017.
- [71] Michele Casula. Beyond the locality approximation in the standard diffusion monte carlo method. *Phys. Rev. B*, 74:161102, Oct 2006.
- [72] Bradford A Barker and David A Strubbe. Spin-flip bethe-salpeter equation approach for ground and excited states of open-shell molecules and defects in solids. *arXiv preprint arXiv:2207.04549*, 2022.
- [73] Michel Bockstedte, Felix Schütz, Thomas Garratt, Viktor Ivády, and Adam Gali. Ab initio description of highly correlated states in defects for realizing quantum bits. *npj Quantum Materials*, 3(1):1–6, 2018.
- [74] Pablo López Ríos and Gareth J. Conduit. Tail-regression estimator for heavy-tailed distributions of known tail indices and its application to continuum quantum monte carlo data. *Phys. Rev. E*, 99:063312, Jun 2019.
- [75] Hongwei Niu, Yubo Yang, Scott Jensen, Markus Holzmann, Carlo Pierleoni, and David M. Ceperley. Stable solid molecular hydrogen above 900 k from a machine-learned potential trained with diffusion quantum monte carlo. *Phys. Rev. Lett.*, 130:076102, Feb 2023.
- [76] Siyuan Chen and Shiwei Zhang. A structural optimization algorithm with stochastic forces and stresses. *arXiv preprint arXiv:2204.12074*, 2022.
- [77] Cody A. Melton, Minyi Zhu, Shi Guo, Alberto Ambrosetti, Francesco Pederiva, and Lubos Mitás. Spin-orbit interactions in electronic structure quantum monte carlo methods. *Phys. Rev. A*, 93:042502, Apr 2016.
- [78] Evelin Martine Christlmaier, Daniel Kats, Ali Alavi, and Denis Usvyat. Full configuration interaction quantum monte carlo treatment of fragments embedded in a periodic mean field. *The Journal of Chemical Physics*, 156(15):154107, 2022.
- [79] MD Towler, Randolph Q Hood, and RJ Needs. Minimum principles and level splitting in quantum monte carlo excitation energies: Application to diamond. *Phys. Rev. B*, 62(4):2330, 2000.
- [80] A. Lenef and S. C. Rand. Electronic structure of the n-v center in diamond: Theory. *Phys. Rev. B*, 53:13441–13455, May 1996.
- [81] Jeronimo R Maze, Adam Gali, Emre Togan, Yiwen Chu, Alexei Trifonov, Efthimios Kaxiras, and Mikhail D Lukin. Properties of nitrogen-vacancy centers in diamond: the group theoretic approach. *New Journal of Physics*, 13(2):025025, 2011.