

# SeqCo-DETR: Sequence Consistency Training for Self-Supervised Object Detection with Transformers

Guoqiang Jin<sup>1</sup>, Fan Yang<sup>2,3</sup>, Mingshan Sun<sup>1</sup>, Ruyi Zhao<sup>1</sup>, Yakun Liu<sup>1</sup>,  
Wei Li<sup>1</sup>, Tianpeng Bao<sup>1</sup>, Liwei Wu<sup>1</sup>, Xingyu Zeng<sup>1</sup>, Rui Zhao<sup>1</sup>

<sup>1</sup>SenseTime Research

<sup>2</sup>Institute of Automation, CAS; <sup>3</sup>Peng Cheng Lab

## Abstract

Self-supervised pre-training and transformer-based networks have significantly improved the performance of object detection. However, most of the current self-supervised object detection methods are built on convolutional-based architectures. We believe that the transformers' sequence characteristics should be considered when designing a transformer-based self-supervised method for the object detection task. To this end, we propose **SeqCo-DETR**, a novel **Sequence Consistency**-based self-supervised method for object **DE**tection with **TR**ansformers. SeqCo-DETR defines a simple but effective pretext by minimizing the discrepancy of the output sequences of transformers with different image views as input and leverages bipartite matching to find the most relevant sequence pairs to improve the sequence-level self-supervised representation learning performance. Furthermore, we provide a complementary mask strategy incorporated with the sequence consistency strategy to extract more representative contextual information about the object for the object detection task. Our method achieves state-of-the-art results on MS COCO (45.8 AP) and PASCAL VOC (64.1 AP), demonstrating the effectiveness of our approach.

## 1. Introduction

Object detection is a prediction-intensive process compared with the image classification task, which needs to locate and classify multiple objects in an image [25]. Existing deep learning-based object detection frameworks can be divided into one-stage methods [22, 32] and two-stage methods [3, 29], either of them requires hand-crafted components. Recently, transformer-based detection methods show a new object detection paradigm [4, 47], which is a full end-to-end process without hand-crafted components. Compared with convolutional-based architectures, transformer-based architectures define the problem as a sequence-to-

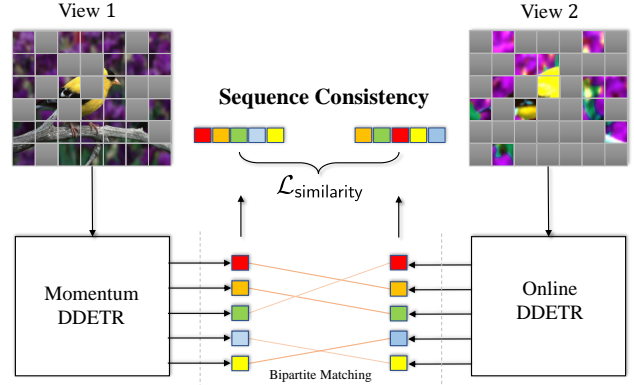


Figure 1. Illustration of the sequence consistency strategy and the complementary mask strategy proposed in our SeqCo-DETR. Note that each output sequence, denoted as colored squares in the figure, contains the object feature and location information.

sequence process; that is, the transformer converts the input to a sequence and processes the information in the form of a sequence, and the final output is also a sequence [34]. The transformer-based architectures do not rely on the inductive bias characteristics of convolutional-based architectures, such as locality and translation invariance, but rely on the global information processing procedure based on attention mechanism [13, 34]. However, the abovementioned detection methods require supervised training, which needs massive labeled data with extensive human labor since the labeling cost of object detection tasks is much higher than the image classification tasks.

Self-supervised representation learning could leverage unlabeled data efficiently by requiring the model to solve customized pretext tasks on unlabeled data [5, 6, 8, 16, 18]. By introducing the customized pretext tasks, self-supervised representation learning methods could pre-train a model to make it equipped with the feature representation ability. After the pre-training process, the learned feature representation ability of a model could be beneficial to solve specific downstream tasks. Most self-supervised methods

are designed for image classification tasks, which consider the image as a whole and only use image-level features [41]. However, object detection is a prediction-intensive task that requires predicting the location and category of multiple objects in one image, which needs object-level features. Therefore, directly applying these image-level self-supervised methods to objection detection tasks would lead to limited improvement. Some recent approaches [26,30,36,38,41–43,45] utilize the inductive bias characteristics of the convolutional neural network (CNN) to achieve object-level self-supervised learning, which is unsuitable for the transformers. More recently, some transformer-based pre-training methods have begun to emerge [1, 9]. However, they handle the pre-training task in an unsupervised way, using hand-crafted pseudo labels to supervise the pre-training process, which would limit the feature representation ability of the model.

To solve the aforementioned problems, we take advantage of the sequence characteristics of transformers and propose a self-supervised object detection pre-training method (SeqCo-DETR) by maintaining consistency of the sequence from different views of an image, as illustrated in Fig. 1. Each output sequence of the transformer decoder stands for an object prediction, which contains the location and category information of the object. Thus, the proposed pretext task addresses self-supervised learning on both the location and category of objects, which are the two essential tasks of object detection. Considering that the object prediction of each sequence varies under different image views, we propose to utilize bipartite matching [21] to get the optimal sequence pair to improve the sequence consistency learning process. Since the object detection task needs to locate the object according to the context information around the object, we propose to add complementary masks on different image views, to help the model to learn more global context information about the object. The proposed SeqCo-DETR is based on the Deformable DETR (DDETR) [47] object detection framework; thus, we could pre-train the entire object detection architecture end-to-end, not only the backbone part.

In summary, our main contributions are:

- The proposed SeqCo-DETR is a transformer-based self-supervised learning method for object detection by maintaining the sequence consistency between different image views, which leverages the sequence characteristics of the transformers, and achieves state-of-the-art results on various benchmarks.
- The complementary mask augmentation strategy is proposed to help the model to extract more representative global context information of the object, which is designed to incorporate with the proposed sequence consistency strategy.

- The bipartite matching is adopted to get the optimal sequence pairs from the online and momentum branches with different image views, which boosts the performance of the proposed method.

## 2. Related Work

**Transformer-based object detection methods.** The Detection TRansformers (DETR) [4] brings a new paradigm of the object detection task, which is a fully end-to-end method without hand-crafted components. DETR is based on the encoder-decoder transformers, which does not rely on the inductive bias of convolutional-based architectures and defines the object detection problem as a set prediction problem. However, the training speed of the original DETR is considerably slow, and the detection results on small objects are limited. To solve the problems, Deformable DETR [47] uses multiscale features and proposes a deformable attention mechanism, which significantly accelerates the convergence speed and improves the overall accuracy. Therefore, our method is based on the Deformable DETR framework.

**Self-supervised representation learning.** Instance discrimination is one of the competitive pretext tasks for self-supervised visual representation learning, which aims to learn such an embedding space in which similar sample pairs stay close to each other while dissimilar ones are far apart [39]. MoCo [7, 8, 18] improved the training of contrastive methods by storing representations in a momentum structure. SimCLR [6] proved that the memory bank can be replaced with large batch size and more image augmentations. SwAV [5] took the features as a set of trainable clustering prototype vectors. BYOL [16] utilized the asymmetric architecture together with the stop gradient design to bootstrap the representations by extracting features from different views of the same instance, which could be trained without negative samples. Although these methods have shown promising performance in image classification tasks, they have limited improvement on prediction-intensive tasks such as object detection [41].

**Self-supervised object detection methods.** In order to improve the object detection task via self-supervised learning, several methods have been proposed recently. DetCo [41] proposed a contrastive loss between local patches and the global image to improve the multi-level feature expression ability for detection tasks. ORL [42] achieved object-level representation based on scene images. SCRL [30], ReSim [40], DetCon [20], ContrastiveCrop [28], and SoCo [37] proposed to maintain region-level consistency in the related areas by different methods. DenseCL [36] and PixPro [43] proposed to utilize the pixel-level to achieve dense contrastive learning. Self-EMD [26] proposed to utilize the spatial information of CNN features and used Earth Mover’s Distance to match features from different views. InsLoc [45] and Align Yourself [38] pasted cropped images at dif-

ferent locations, then minimized the corresponding features extracted from different views, while it failed to consider the localization task in the object detection. However, these methods rely on the inductive bias characteristics of CNN, which is not suitable for the transformers.

More recently, UP-DETR [9] designed an unsupervised pre-train pretext based on the transformer architecture, which utilized random patches as the input to predict the location of the patches. Since the location of the patch is known, the proposed pretext task is more like a supervised method with pseudo labels. DETReg [1] proposed to use the Selective Search [33] to generate region proposals as the location supervision instead of random proposals, whereas using a pre-trained model as the feature supervision. DETReg relies on the mimicking of pre-trained model features, thus the feature representations ability is limited by the pre-trained model, which would limit the model's performance. Therefore, in our approach, we propose to use the self-supervised method to learn the feature representation via maintaining the consistency of sequences of transformers instead of learning the features from a fixed pre-trained model.

### 3. Method

SeqCo-DETR is designed to use the sequence characteristics to achieve the self-supervised pre-training for object detection based on the transformers. The main framework of our SeqCo-DETR is shown in Fig. 2. To maintain the consistency of sequence, we minimize the discrepancy of the sequences output from the online and momentum branches. The bipartite matching [21] is leveraged to optimize the sequence consistency procedure. These parts will be detailed in Sec. 3.1. Moreover, we design a mask-based image augmentation strategy to force the model to learn the global context information of the object, which will be detailed in Sec. 3.2. Then, we describe the way to generate "objectness" proposals in Sec. 3.3. Finally, the whole framework is summarized in Sec. 3.4. Below, we will review these parts in details.

#### 3.1. Sequence Consistency Strategy

The main idea of SeqCo-DETR is keeping consistency between sequences from differently augmented views of the same image. The main framework is based on the Deformable DETR [47]. We utilize the momentum design [18, 27, 44] to achieve the self-supervised learning, which contains the online branch and the momentum branch. These two branches share the same structure, including CNN backbone, transformer encoder, transformer decoder, and FFN heads, as shown in Fig. 2. Specifically, we add a projection head [6] after the transformer decoder to generate the feature projection for each sequence. The classification and box regression heads are also used during the pre-

training process. After pre-training, the projection head will be removed, and the classification head will be reset and modified according to the number of categories in downstream detection tasks. The rest of the weights learned during pre-training will be loaded as the initial weights during fine-tuning. Following the momentum design, the weight of the online branch is updated by the gradient, and the weight of the momentum branch is updated by the momentum of the weight of the online branch, according to the formula:

$$\Theta_m \leftarrow \beta * \Theta_m + (1 - \beta) * \Theta_o, \quad (1)$$

where  $\Theta_m$  and  $\Theta_o$  represent the parameters of the momentum branch and the online branch, respectively,  $\beta$  represents the updated momentum parameter. Since the momentum branch has a stop gradient design and its parameters are updated by momentum parameters, the two branches would update at different speeds, which can effectively prevent network collapse [16].

The proposed sequence consistency strategy is simple and straightforward. Since each output sequence stands for an object prediction and each sequence contains the most relevant feature description for each object, we apply the consistency constraint on the sequences that predict the same object. Thus, we could maintain the object-level feature consistency instead of the image-level feature, which is more suitable for object detection tasks. The sequence consistency strategy is formulated as follows:

$$\mathcal{L}_{ssl} = \sum_{i=1}^N (\mathcal{L}_{similarity}(\mathbf{f}_{ffn}(\mathbf{s}_i), \hat{\mathbf{f}}_{ffn}(\hat{\mathbf{s}}_{\hat{\sigma}(i)}))), \quad (2)$$

where  $\mathbf{s}$  and  $\hat{\mathbf{s}}$  represent the sequences output by the transformer decoder from the momentum and online branches, respectively;  $\mathbf{f}_{ffn}$  and  $\hat{\mathbf{f}}_{ffn}$  represent the FFN heads from the momentum and online branches, respectively;  $N$  is the number of sequences in one view, and  $\hat{\sigma}$  represents the matching relationship between the two sequences.  $\mathcal{L}_{ssl}$  is the total self-supervised learning loss.  $\mathcal{L}_{similarity}$  is a function that measures the similarity between sequences. We adopt  $\mathcal{L}_2$  as the  $\mathcal{L}_{similarity}$  loss.

As mentioned above, the image views for the two branches are different, the output sequences from the branches would have diversity too. Thus, we need to match the sequences that have the same object prediction. To this end, we adopt bipartite graph matching [21] to get the optimal sequence pair from the online and momentum branches, which is defined as:

$$\mathcal{L}_{match}(\mathbf{y}, \hat{\mathbf{y}}_{\sigma}) = \sum_{i=1}^N [-\lambda_{cm} \log \hat{\mathbf{p}}_{\sigma(i)}(c_i) + \mathbb{I}_{\{c_i \neq \emptyset\}} (\lambda_{bm} \mathcal{L}_{box}(\mathbf{b}_i, \hat{\mathbf{b}}_{\sigma(i)}))], \quad (3)$$

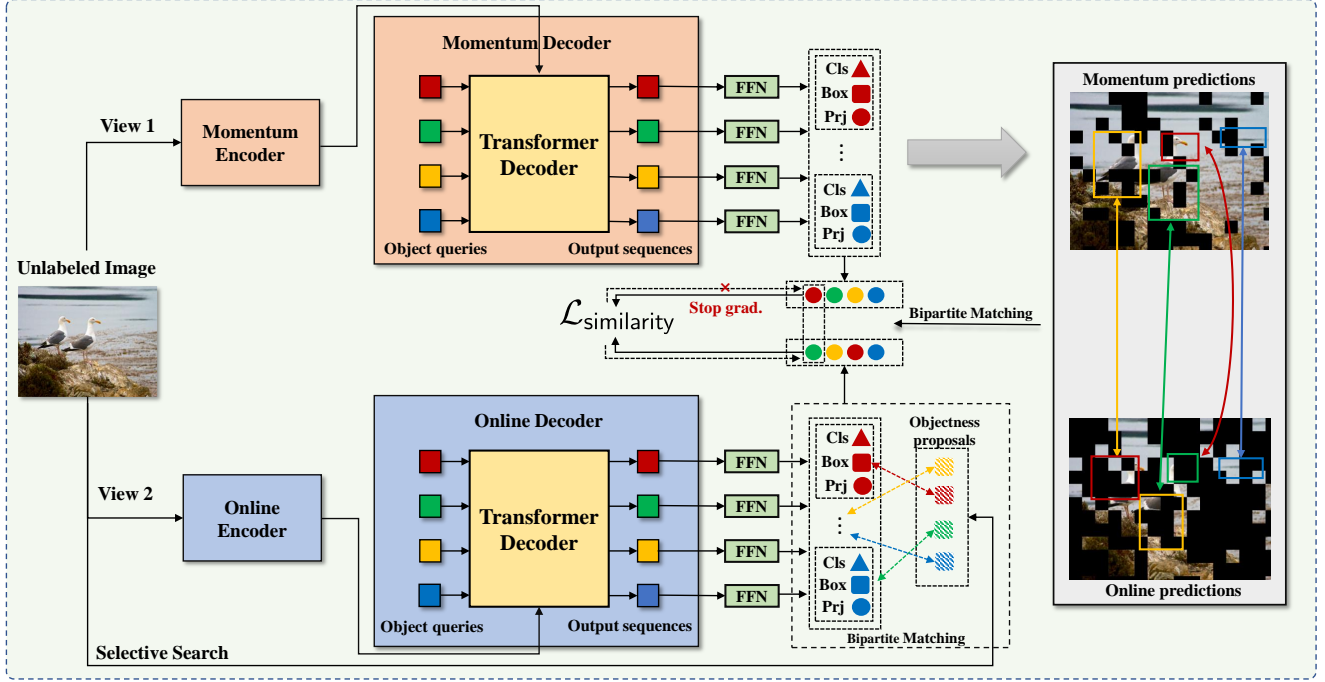


Figure 2. The proposed SeqCo-DETR contains two branches: the online branch and momentum branch. The Online/Momentum Encoder in the figure consists of a CNN backbone and a transformer encoder. The gradient only updates the weight of the online branch. The input of each branch is a different view of the unlabeled image. Notably, we add the complementary image masks to each view that each branch only sees a non-overlapping part of the image. After being processed by the transformers, all object queries become the output sequences. Then the sequences pass three feedforward networks (FFN) to be predicted as the class, bounding box, and feature projection of the object, respectively. There are two bipartite matching processes: one is between the outputs of two branches, the other is between the output of online branches and the “objectness” proposals provided by the Selective Search. Finally, the similarity loss of each paired sequence feature projections is minimized to achieve sequence-level self-supervised representation learning.

$$\hat{\sigma} = \arg \min_{\sigma \in \sum_N} \sum_i^N \mathcal{L}_{\text{match}}(\mathbf{y}_i, \hat{\mathbf{y}}_{\sigma(i)}), \quad (4)$$

where  $N$  is the number of sequences in one view;  $\mathcal{L}_{\text{match}}$  denotes the Hungarian matching loss;  $\mathbf{y}$  and  $\hat{\mathbf{y}}$  are the predicted sequences from momentum and online branches, respectively;  $\mathbf{b}$  and  $c$  are the location prediction and category prediction, respectively;  $\hat{\mathbf{p}}_{\hat{\sigma}(i)}(c_i)$  is the probability of class  $c_i$ ;  $\hat{\sigma}$  denotes the final optimal assignment;  $\emptyset$  denotes the empty set;  $\lambda_{cm}$  and  $\lambda_{bm}$  are the corresponding weights, which are 2.0 and 5.0, respectively.

The bipartite graph matching takes consider of location and category of the predicted object from the sequence. In our approach, the categories of the predicted object during the pre-training stage are only foreground or background, as detailed in Sec. 3.3. Thus, we mainly focus the location of the predicted object, that is, the sequences used for calculating the  $\mathcal{L}_{\text{ssl}}$  are from the objects that are predicted at the same location. Specifically, the two image views share the same location augmentation parameters, and there are only content differences between the two views, such as color, mask, and blur, which reduces the difficulty of outputs se-

quences matching. The comparison results for the different sequence utilization strategies are summarized in Tab. 5.

### 3.2. Mask strategy

The object localization task is critical in object detection, which requires not only the features from the object but also the context information around the object. Therefore, it is necessary to design a strategy to improve the model’s global context information extraction capability in the self-supervised object detection mission. Recently, mask-based image augmentation has been proved an efficient way to extract global context information, especially combined with transformers [14, 17, 46]. Due to there being usually redundant information in the local area of an image, adding a mask to the image could force the network to use more far-away context information to extract features, which could improve network global feature extraction capabilities. To this end, we design a mask-based image augmentation incorporated with the proposed sequence consistency strategy to improve the self-supervised training. The examples of random masked images are shown in Fig. 3. Since the gradient updates only the online branch, there are usu-






Figure 3. Examples of different proportions of random masked images.

ally more strong image augmentations used in the online branch [27, 44]. Following this setting, we design different mask strategies. One straightforward way is to add the mask to only the online branch view, since the online branch needs to explore more while the momentum branch predicts more stable results.

To further force the network to exploit the contextual information of the object, inspired by [14], we design a complementary mask strategy that adds complementary masks on both branches. Specifically, with the complementary masks, each image view will not have overlapped area with each other, as shown in Fig. 3c; thus the predictions from each branch will not depend on the same local patches, but with the global context information. By minimizing the sequence consistency loss, the network will be guided to extract and combine the global context information to predict the objects, which would be helpful in the object detection task. The comparison results for the different mask strategies are summarized in Tab. 3.

### 3.3. Objectness Proposals

As noted previously, each output sequence of the transformer stands for an object prediction, and our self-supervised loss is built upon the features that are projected from the output sequence, as denoted in Eq. (2). Thus, the features extracted from the image are critical in our approaches. In order to get more rich semantic features rather than some background features from an image, the transformer needs to predict more “objectness” proposals, which contain foreground objects as many as possible. Selective Search [33] considers the local similarity of image textures to generate candidate proposals and those proposals are with higher “objectness” recall than the random patch in

an image, which is an unsupervised way to provide “objectness” proposals. Selective Search could only generate foreground proposals, thus, there will be only two categories, i.e., foreground and background. Therefore, we leverage the generated initial foreground proposals to train the neural network to have the ability to predict more “objectness” proposals. The parameters of the Selective Search are the same as in DETReg [1]. The comparison results for the region proposal strategy are summarized in Tab. 4.

### 3.4. The Whole Framework

The total loss of SeqCo-DETR consists of the region proposals loss  $\mathcal{L}_{RPS}$  and the self-supervised learning loss on sequences  $\mathcal{L}_{SSL}$ , denoted as:

$$\begin{aligned} \mathcal{L}_{\text{total}}(\mathbf{y}, \hat{\mathbf{y}}) &= \mathcal{L}_{RPS} + \mathcal{L}_{SSL} \\ &= \sum_{i=1}^N [\lambda_f \mathcal{L}_{\text{focal}}(c_i, \hat{\mathbf{p}}_{\hat{\sigma}(i)}) + \\ &\quad \mathbb{1}_{\{c_i \neq \emptyset\}} (\lambda_b \mathcal{L}_{\text{box}}(\mathbf{b}_i, \hat{\mathbf{b}}_{\hat{\sigma}(i)})) + \\ &\quad \sum_{i=1}^N [\lambda_e \mathcal{L}_{\text{ssl}}(\mathbf{z}_i, \hat{\mathbf{z}}_{\hat{\sigma}(i)})], \end{aligned} \quad (5)$$

where  $\mathcal{L}_{\text{focal}}$  is the focal loss of classification,  $\mathcal{L}_{\text{box}}$  is the location loss of box,  $\mathcal{L}_{\text{ssl}}$  is the self-supervised learning loss of sequence, and  $\mathbf{z}_i$  stands for the output of  $\mathbf{f}_{\text{fin}}$ . The  $\mathcal{L}_{RPS}$  consists of  $\mathcal{L}_{\text{focal}}$  and  $\mathcal{L}_{\text{box}}$ , which is the same as in DETReg [1], supervised by the proposals from Selective Search.  $\lambda_f$ ,  $\lambda_b$ , and  $\lambda_e$  are the weights of those three losses, which are set to 2.0, 5.0, and 10.0, respectively. In summary, the algorithm flow of the proposed method can be summarized in Algorithm 1.

## 4. Experiments

### 4.1. Implementation Details

**Datasets.** Our experiments include the pre-training stage and the fine-tuning stage. First, we pre-train models on the unlabeled dataset. Then, we load the pre-trained weight and fine-tune the network on the downstream object detection tasks following the standard procedure. For the pre-training stage, in order to be consistent with the results of DETReg [1], we use ImageNet (IN1K) [11] and ImageNet100 (IN100) [10] as the main pre-training datasets. In particular, ImageNet100 is a subset of ImageNet, which only contains 100 classes, a total of about 125k images. The split of classes is the same as in DETReg. For COCO results, the pre-training dataset is IN1K; for VOC results, the pre-training dataset is IN100; For the few-shot task, the pre-training dataset is IN1K. The ablation studies are all based on the IN100. The Selective Search [33], based on OpenCV [2], is used to generate the initial foreground proposals, which only contains two categories. We only use

---

**Algorithm 1** Pseudo code of SeqCo-DETR in a PyTorch-like style.

---

```

# model_momentum: momentum backbone
# + encoder + decoder + head
# model_online: online backbone
# + encoder + decoder + head
# mse: mean squared error, i.e., L2 loss
# augment: image augmentation,
# more details are in Sec. 4.1
# matcher: bipartite matching algorithm
# rps: region proposals from Selective Search
# criterion: classification and regression loss

for param in model_momentum.parameters():
    param.requires_grad = False

def similarity_loss(e1, e2, ids_ssl):
    loss = mse(e1-e2[ids_ssl].sum()).mean()
    return loss

for x in dataloader:
    # load a batch x with B samples
    x1, x2 = weak_augment(x), strong_augment(x)

    with torch.no_grad():
        cls_m, box_m, prj_m = model_momentum(x1)

        cls_o, box_o, prj_o = model_online(x2)

        idx_rps = matcher((cls_o, box_o), rps)
        loss_rps = criterion((cls_o, box_o), rps, idx_rps)

        idx_ssl = matcher((cls_m, box_m), (cls_o, box_o))
        loss_ssl = similarity_loss(prj_m, prj_o, idx_ssl)

        loss = loss_rps + loss_ssl
        loss.backward()

    model_online.update()
    model_momentum.update()

```

---

the top 30 proposals in one image, which is the same as DETReg. In the fine-tuning stage, we evaluate our method on MS COCO [23] and PASCAL VOC [15]. In particular, we fine-tune the model on COCO train2017 and evaluate it on COCO val2017. As for VOC, we fine-tune on VOC trainval07+12, and then evaluate on test07. In addition, we also pre-train our model on multi-objects dataset on COCO and COCO+ in the ablation studies, where COCO stands for train2017 without ground truth labels, COCO+ denotes the COCO train2017 plus the COCO unlabeled dataset. And we also use Selective Search to generate initial foreground proposals for the two unlabeled multi-objects datasets.

**Training details.** In the pre-training stage, we add an additional FFN head for projecting sequence feature. The FFN is composed of 2 hidden layers, and the number of hidden layer neurons is 256. In addition, since all the proposals generated by Selective Search are foreground boxes, the classification head only have 2 categories, i.e., foreground and background. The backbone of the proposed method is ResNet-50 [19], which is initialized by SwAV [5], which is the same as in DETReg [1]. More training details are provided in the Supplementary file.

**Image augmentations.** As mentioned in Sec. 3.2, we design a complementary mask strategy to incorporate with the

sequence consistency strategy. Thus, the image augmentations for the two branches are different, where weak image augmentations are used in the momentum branch while strong augmentations are used in the online branch. The complementary mask proportions for the online and momentum branches are 70% and 30%, respectively, with the patch size of 16, which are all chosen by experiments. To ensure the two views have consistency in the location parameters, the image *view #2* is partially built upon the *view #1*. Following [12], we first generate a base image view from the input unlabeled image, using random flips, random resize, and random resized-crop. The base image view is the same as in DETReg [1]. Then, for the momentum branch, we add the corresponding mask upon the base image view to generate *view #1*. As for the *view #2*, we add more augmentations upon the base image view, including color jitter, random grayscale, random blur, and the corresponding mask. Thus, there is no location coordinates difference between the two views.

## 4.2. Main Results

We compare the performance of SeqCo-DETR and other methods on object detection and few-shot object detection tasks. The comparison approaches are DETReg [1], UP-DETR [9] based on Deformable DETR, Deformable DETR [47] with different pretrained weights, and the common baseline Faster R-CNN [29].

**Results on object detection task with MS COCO and PASCAL VOC Datasets.** The experiment results are shown in Table 1. The above part of the table is the widely referenced baselines in object detection tasks, which are list here for convenience. The middle part is our baseline, and the bottom part is our approach. Since the training process of DETReg is supervised by the pre-trained SwAV model [5], the pre-training process can be regarded as learning the fixed features from SwAV. On the contrary, our method proposes to use the self-supervised ways to learn the features, which could help the network learn more discriminative features during pre-training. When the feature embedding learning part of DETReg is removed in the experiment, the final results are 45.2 on COCO and 63.0 on VOC, which could be regarded as a baseline. For the final result, our method achieves 45.8 and surpasses DETReg by 0.3 points on COCO and 0.6 points on VOC, proving that our learning-based method has better performance than the method that is supervised by manually defined pseudo-labels. Compared to the methods that only the backbone part is pre-trained, i.e., Deformable DETR (Supervised CNN) and Deformable DETR with different self-supervised pre-trains such as SimCLR [6], BYOL [16], MoCo v2 [7], and SwAV [5], our method could pre-train the entire object detection framework, and surpasses Deformable DETR (SwAV CNN) by 0.8 points on COCO and

Model	COCO val2017			VOC test07		
	AP	AP <sub>50</sub>	AP <sub>75</sub>	AP	AP <sub>50</sub>	AP <sub>75</sub>
Faster R-CNN [24]	42.0	62.1	45.5	56.1	82.6	62.7
Deformable DETR (Supervised CNN) [47]	43.8	62.6	47.7	59.5	82.6	65.6
Deformable DETR (SimCLR CNN) <sup>†</sup>	41.5	59.8	45.4	57.3	80.0	63.6
Deformable DETR (BYOL CNN) <sup>†</sup>	44.7	63.8	48.8	59.9	82.7	66.7
Deformable DETR (MoCo CNN) <sup>†</sup>	43.1	61.6	46.9	59.6	81.8	66.0
Deformable DETR (SwAV CNN) <sup>†</sup>	45.0	63.8	49.2	61.0	83.0	68.1
UP-DETR (Deformable DETR) <sup>‡</sup>	44.7	63.7	48.6	61.8	83.4	69.6
DETRReg w/o feature embedding <sup>†</sup>	45.2	63.7	49.5	63.0	83.5	70.2
DETRReg [1]	45.5	64.1	49.9	63.5	83.3	70.3
SeqCo-DETR	<b>45.8</b>	<b>64.2</b>	<b>50.0</b>	<b>64.1</b>	<b>83.8</b>	<b>71.6</b>

Table 1. Comparison results on the object detection datasets MS COCO val2017 and PASCAL VOC test07. †: We run the method on our codebase. ‡: Results are provided by DETRReg [1].

Model	Novel AP		Novel AP <sub>75</sub>	
	10	30	10	30
FRCN+ft-full [35]	9.2	12.5	9.2	12.0
Deformable DETR (Supervised CNN) <sup>‡</sup>	23.3	28.4	25.4	31.7
UP-DETR (Deformable DETR) <sup>†</sup>	23.9	27.1	26.3	29.4
DETRReg w/o feature embedding <sup>†</sup>	24.2	26.1	26.5	28.2
DETRReg [1]	25.0	30.0	27.6	<b>33.7</b>
SeqCo-DETR	<b>27.0</b>	<b>30.9</b>	<b>29.7</b>	33.4

Table 2. Comparison results on few-shot detection task on COCO, evaluated on the novel classes. †: We run the method on our codebase. ‡: Results are provided by DETRReg [1].

3.1 points on VOC. Thus, our approach is more suitable for the transformer-based object detection task.

**Results on few-shot object detection task.** Following the standard procedure in the few-shot setting [1, 35], we split the COCO dataset into 60 base classes and 20 novel classes. The 60 base classes contains the full data, while there are only  $k \in \{10, 30\}$  in each novel class. We first fine-tune the model on the base classes using the default parameters on COCO. Then, we fine-tune it on the base and novel classes, the same as in DETRReg. Specifically, for  $k = 10$ , we fine-tune 30 epochs with learning rate of  $2 \cdot 10^{-5}$ , for  $k = 30$ , we fine-tune 50 epochs with learning rate of  $4 \cdot 10^{-5}$ . The results are reported on the novel classes. As shown in Tab. 2, the final results are similar to those on COCO and VOC. Our SeqCo-DETR outperforms DETRReg by 2.0 and 0.9 points in  $k = 10$  and  $k = 30$  settings, respectively, proving the effectiveness of the proposed sequence-based self-supervised representation learning method.

### 4.3. Ablation Study

**Mask strategy.** As noted before, we design a complementary mask strategy that adds complementary masks on different image views to force the model to learn to extract

the global context information during the self-supervised pre-training stage. As shown in Fig. 3, we conduct extensive experiments about the mask strategy. A straightforward way is to add the mask to the online branch, since the online branch is updated by the gradient. When the mask is only added to the online branch, with the mask proportion of 50%, denoted as  $\text{Mask}_{\text{online}@50}$ , there is no improvement in our method. Meanwhile, when adding the same mask to DETRReg, the result drops from 45.4 to 45.0. The mask strategy may interfere with the training process that is only supervised by the pseudo labels. When the complementary masks are used in online and momentum branches, with mask proportion of 70% and 30%, respectively, denoted as  $\text{Mask}_{\text{online}@70} + \text{Mask}_{\text{-(online@70)}}$ , we get the best value of 45.8. To verify whether the complementary characteristic is the most critical design in the mask design, we add the independent random masks for the two branches with the same mask proportion of 70% and 30%, respectively, denoted as  $\text{Mask}_{\text{online}@70} + \text{Mask}_{\text{momentum@30}}$ . The corresponding result is 45.6. We also try the same proportion masks for the two branches, with the proportion of 50%, denoted as  $\text{Mask}_{\text{online}@50} + \text{Mask}_{\text{momentum@50}}$ . The result is only 45.4. These two experiments prove that the complementary mask is a more effective way compared to only adding random masks to the two branches. Moreover, based on the sequence consistency strategy, combining the complementary mask will get better performance. More experiments on mask parameter selection can be found in the Supplementary file.

**Pre-training datasets and region proposal strategy.** We conduct several experiments to compare the performance with different types of pre-training datasets. Rnd bbox stands for the random proposals, COCO GT stands for the region proposals come from the COCO ground truth. For COCO and COCO+, we use the images without ground

Model	Mask strategy	AP
DETReg	w/o Mask (baseline) [1]	45.4
	w/ Mask <sub>50</sub> †	45.0
SeqCo-DETR	w/o Mask	45.6
	Mask <sub>online@50</sub>	45.6
	Mask <sub>online@50</sub> + Mask <sub>momentum@50</sub>	45.4
	Mask <sub>online@70</sub> + Mask <sub>momentum@30</sub>	45.6
	Mask <sub>online@70</sub> + Mask <sub>-(online@70)</sub>	<b>45.8</b>

Table 3. Comparison of mask strategies, evaluated on MS COCO val2017. †: We run the method on our codebase.

Method	IN100	IN100 (Rnd bbox)	COCO	COCO+	COCO GT
DETReg †	45.4	44.1	45.1	45.1	45.6
SeqCo-DETR	<b>45.8</b>	<b>44.3</b>	<b>45.6</b>	<b>45.6</b>	<b>45.8</b>

Table 4. Comparison of pre-training datasets and region proposal strategie, evaluated on MS COCO val2017. †: We run the method on our codebase.

truth, and use Selective Search to generate initial proposals. Specifically, COCO is a multi-object dataset, while ImageNet is a single-object dataset. As shown in Tab. 4, our method achieves better results against DETReg on both single-object and multi-object datasets, which proves that self-supervised learning based has better generality over different types of datasets. Furthermore, we compare the influence of different region proposal strategies. When using the less “objectness” proposals, i.e., random proposals, both method drops a lot. When using the ground truth as the region proposal, DETReg improves from 45.1 to 45.6, whereas ours improves from 45.6 to 45.8. This proves that a method that is fully dependent on the hand-craft pseudo labels would be easily affected by the quality of the pseudo labels, whereas the learning-based method has less affected by the pseudo labels. The quality of the region proposals generated by Selective Search is sufficient for the proposed method to learn useful information.

**Sequence utilization methods.** As mentioned before, considering the importance of the sequences that are output by transformers, we design a sequence consistency strategy that maintains the output sequence consistency between the online and momentum branches to achieve the self-supervised pre-training. One of the most naive strategies is the one-by-one match, because the sequence output by transformers has sequential characteristics. However, different branches have different input image views and slightly different network parameters. Even if the output sequences are in the same order, their predicted results are still different. Therefore, the bipartite matching is adopted to match the sequences from different branches which predict the same object. As shown in Tab. 5, bipartite matching could improve results from 45.6 to 45.8, compared to the one-by-one matching, which proves the effectiveness of

Model	One-by-one matching	Bipartite matching	Multi-feature	AP
SeqCo-DETR	✓			45.6
	✓			45.3
		✓	✓	45.5
		✓		<b>45.8</b>

Table 5. Comparison of sequence utilization strategies, evaluated on MS COCO val2017.

Model	Self-supervised loss strategy	AP
SeqCo-DETR	L1 loss	45.6
	L2 loss	<b>45.8</b>
	MoCo loss	45.4
	Predictor + BYOL loss	45.2

Table 6. Comparison of self-supervised loss strategies on MS COCO val2017.

bipartite matching method. Meanwhile, in order to achieve a more sufficient supervision of the sequence, we try to use the outputs of classification head  $f_{cls}$ , regression head  $f_{box}$ , and projection head  $f_{prj}$  in Eq. (2) at the same time. It can be seen from the table that the fusion of multiple heads decreases the final results in both matching settings. Maybe the self-supervision on the projection head is enough; redundancy supervision on three heads would cause a performance drop.

**Self-supervised loss strategy.** As shown in Tab. 6, we compare the effects of different self-supervised losses. Predictor + BYOL loss follows the BYOL [16] architecture, which adds an extra MLP layer on the online branch to make the two branches asymmetrical and the inputs of online and momentum branches are also exchanged to create symmetry loss. MoCo loss comes from MoCo v3 [8] symmetric version. Surprisingly, L1 and L2 loss can achieve satisfactory results, thus, the L2 loss is adopted in the experiments.

## 5. Conclusion

In this paper, we present SeqCo-DETR, a novel transformer-based self-supervised learning method for object detection, which takes advantage of the sequence characteristics of the transformers to achieve self-supervised learning of detection by maintaining the consistency of the sequence under different image views. Furthermore, we propose a complementary mask strategy to incorporate sequence consistency to extract more global context information to improve the object detection task. The bipartite matching is leveraged to get the optimal sequence pair to improve the efficiency of sequence-level self-supervision. Extensive experiments on various downstream detection tasks and on both single-object and multi-object datasets prove the effectiveness of the SeqCo-DETR.



## References

- [1] Amir Bar, Xin Wang, Vadim Kantorov, Colorado J Reed, Roei Herzig, Gal Chechik, Anna Rohrbach, Trevor Darrell, and Amir Globerson. Detreg: Unsupervised pretraining with region priors for object detection. In *Proceedings of the IEEE/CVF Conference on Computer Vision and Pattern Recognition*, pages 14605–14615, 2022. 2, 3, 5, 6, 7, 8, 11
- [2] Gary Bradski. The opencv library. *Dr. Dobbs's Journal: Software Tools for the Professional Programmer*, pages 120–123, 2000. 5
- [3] Zhaowei Cai and Nuno Vasconcelos. Cascade r-cnn: Delving into high quality object detection. In *Proceedings of the IEEE conference on computer vision and pattern recognition*, pages 6154–6162, 2018. 1
- [4] Nicolas Carion, Francisco Massa, Gabriel Synnaeve, Nicolas Usunier, Alexander Kirillov, and Sergey Zagoruyko. End-to-end object detection with transformers. In *ECCV*, pages 213–229, 2020. 1, 2
- [5] Mathilde Caron, Ishan Misra, Julien Mairal, Priya Goyal, Piotr Bojanowski, and Armand Joulin. Unsupervised learning of visual features by contrasting cluster assignments. In *NeurIPS*, 2020. 1, 2, 6
- [6] Ting Chen, Simon Kornblith, Mohammad Norouzi, and Geoffrey Hinton. A simple framework for contrastive learning of visual representations. In *International conference on machine learning*, pages 1597–1607. PMLR, 2020. 1, 2, 3, 6
- [7] Xinlei Chen, Haoqi Fan, Ross Girshick, and Kaiming He. Improved baselines with momentum contrastive learning. *arXiv preprint arXiv:2003.04297*, 2020. 2, 6
- [8] Xinlei Chen, Saining Xie, and Kaiming He. An empirical study of training self-supervised vision transformers. *arXiv preprint arXiv:2104.02057*, 2021. 1, 2, 8
- [9] Zhigang Dai, Bolun Cai, Yugeng Lin, and Junying Chen. UP-DETR: unsupervised pre-training for object detection with transformers. In *CVPR*, pages 1601–1610, 2021. 2, 3, 6
- [10] Jia Deng, Wei Dong, Richard Socher, Li-Jia Li, Kai Li, and Li Fei-Fei. Imagenet: A large-scale hierarchical image database. In *2009 IEEE Computer Society Conference on Computer Vision and Pattern Recognition (CVPR 2009)*, 20–25 June 2009, Miami, Florida, USA, pages 248–255, 2009. 5, 11
- [11] Jia Deng, Wei Dong, Richard Socher, Li-Jia Li, Kai Li, and Li Fei-Fei. Imagenet: A large-scale hierarchical image database. In *2009 IEEE conference on computer vision and pattern recognition*, pages 248–255. Ieee, 2009. 5, 11
- [12] Jinhong Deng, Wen Li, Yuhua Chen, and Lixin Duan. Unbiased mean teacher for cross-domain object detection. In *Proceedings of the IEEE/CVF Conference on Computer Vision and Pattern Recognition*, pages 4091–4101, 2021. 6
- [13] Alexey Dosovitskiy, Lucas Beyer, Alexander Kolesnikov, Dirk Weissenborn, Xiaohua Zhai, Thomas Unterthiner, Mostafa Dehghani, Matthias Minderer, Georg Heigold, Sylvain Gelly, et al. An image is worth 16x16 words: Transformers for image recognition at scale. *arXiv preprint arXiv:2010.11929*, 2020. 1
- [14] Alaaeldin El-Nouby, Gautier Izacard, Hugo Touvron, Ivan Laptev, Hervé Jegou, and Edouard Grave. Are large-scale datasets necessary for self-supervised pre-training? *arXiv preprint arXiv:2112.10740*, 2021. 4, 5
- [15] Mark Everingham, Luc Van Gool, Christopher K. I. Williams, John M. Winn, and Andrew Zisserman. The pascal visual object classes (VOC) challenge. *Int. J. Comput. Vis.*, pages 303–338, 2010. 6, 11
- [16] Jean-Bastien Grill, Florian Strub, Florent Altché, Corentin Tallec, Pierre H Richemond, Elena Buchatskaya, Carl Doersch, Bernardo Avila Pires, Zhaohan Daniel Guo, Mohammad Gheshlaghi Azar, et al. Bootstrap your own latent: A new approach to self-supervised learning. *arXiv preprint arXiv:2006.07733*, 2020. 1, 2, 3, 6, 8
- [17] Kaiming He, Xinlei Chen, Saining Xie, Yanghao Li, Piotr Dollár, and Ross Girshick. Masked autoencoders are scalable vision learners. *arXiv preprint arXiv:2111.06377*, 2021. 4
- [18] Kaiming He, Haoqi Fan, Yuxin Wu, Saining Xie, and Ross Girshick. Momentum contrast for unsupervised visual representation learning. In *Proceedings of the IEEE/CVF Conference on Computer Vision and Pattern Recognition*, pages 9729–9738, 2020. 1, 2, 3
- [19] Kaiming He, Xiangyu Zhang, Shaoqing Ren, and Jian Sun. Deep residual learning for image recognition. In *Proceedings of the IEEE conference on computer vision and pattern recognition*, pages 770–778, 2016. 6
- [20] Olivier J Hénaff, Skanda Koppula, Jean-Baptiste Alayrac, Aaron van den Oord, Oriol Vinyals, and João Carreira. Efficient visual pretraining with contrastive detection. In *Proceedings of the IEEE/CVF International Conference on Computer Vision*, pages 10086–10096, 2021. 2
- [21] Harold W Kuhn. The hungarian method for the assignment problem. *Naval research logistics quarterly*, 2(1-2):83–97, 1955. 2, 3
- [22] Hei Law and Jia Deng. Cornernet: Detecting objects as paired keypoints. In *Proceedings of the European conference on computer vision (ECCV)*, pages 734–750, 2018. 1
- [23] Tsung-Yi Lin, Michael Maire, Serge J. Belongie, James Hays, Pietro Perona, Deva Ramanan, Piotr Dollár, and C. Lawrence Zitnick. Microsoft COCO: common objects in context. In *ECCV*, 2014. 6, 11
- [24] Tsung-Yi Lin, Piotr Dollár, Ross Girshick, Kaiming He, Bharath Hariharan, and Serge Belongie. Feature pyramid networks for object detection. In *Proceedings of the IEEE conference on computer vision and pattern recognition*, pages 2117–2125, 2017. 7
- [25] Li Liu, Wanli Ouyang, Xiaogang Wang, Paul Fieguth, Jie Chen, Xinwang Liu, and Matti Pietikäinen. Deep learning for generic object detection: A survey. *International journal of computer vision*, 128(2):261–318, 2020. 1
- [26] Songtao Liu, Zeming Li, and Jian Sun. Self-emd: Self-supervised object detection without imagenet. *CoRR*, 2020. 2
- [27] Yen-Cheng Liu, Chih-Yao Ma, Zijian He, Chia-Wen Kuo, Kan Chen, Peizhao Zhang, Bichen Wu, Zsolt Kira, and Peter Vajda. Unbiased teacher for semi-supervised object detection. In *Proceedings of the International Conference on Learning Representations (ICLR)*, 2021. 3, 5

- [28] Xiangyu Peng, Kai Wang, Zheng Zhu, and Yang You. Crafting better contrastive views for siamese representation learning. *arXiv preprint arXiv:2202.03278*, 2022. **2**
- [29] Shaoqing Ren, Kaiming He, Ross Girshick, and Jian Sun. Faster r-cnn: Towards real-time object detection with region proposal networks. *Advances in neural information processing systems*, 28:91–99, 2015. **1, 6**
- [30] Byungseok Roh, Wuhyun Shin, Ildoo Kim, and Sungwoong Kim. Spatially consistent representation learning. In *Proceedings of the IEEE/CVF Conference on Computer Vision and Pattern Recognition*, pages 1144–1153, 2021. **2**
- [31] Nitish Srivastava, Geoffrey Hinton, Alex Krizhevsky, Ilya Sutskever, and Ruslan Salakhutdinov. Dropout: a simple way to prevent neural networks from overfitting. *The journal of machine learning research*, 15(1):1929–1958, 2014. **12**
- [32] Zhi Tian, Chunhua Shen, Hao Chen, and Tong He. Fcos: Fully convolutional one-stage object detection. In *Proceedings of the IEEE/CVF international conference on computer vision*, pages 9627–9636, 2019. **1**
- [33] Jasper RR Uijlings, Koen EA Van De Sande, Theo Gevers, and Arnold WM Smeulders. Selective search for object recognition. *International journal of computer vision*, 104(2):154–171, 2013. **3, 5**
- [34] Ashish Vaswani, Noam Shazeer, Niki Parmar, Jakob Uszkoreit, Llion Jones, Aidan N Gomez, Łukasz Kaiser, and Illia Polosukhin. Attention is all you need. In *Advances in neural information processing systems*, pages 5998–6008, 2017. **1**
- [35] Xin Wang, Thomas Huang, Joseph Gonzalez, Trevor Darrell, and Fisher Yu. Frustratingly simple few-shot object detection. In *International Conference on Machine Learning*, pages 9919–9928. PMLR, 2020. **7, 11**
- [36] Xinlong Wang, Rufeng Zhang, Chunhua Shen, Tao Kong, and Lei Li. Dense contrastive learning for self-supervised visual pre-training. In *Proceedings of the IEEE/CVF Conference on Computer Vision and Pattern Recognition*, pages 3024–3033, 2021. **2**
- [37] Fangyun Wei, Yue Gao, Zhirong Wu, Han Hu, and Stephen Lin. Aligning pretraining for detection via object-level contrastive learning. *Advances in Neural Information Processing Systems*, 34, 2021. **2**
- [38] Di Wu, Siyuan Li, Zelin Zang, Kai Wang, Lei Shang, Baigui Sun, Hao Li, and Stan Z Li. Align yourself: Self-supervised pre-training for fine-grained recognition via saliency alignment. *arXiv preprint arXiv:2106.15788*, 2021. **2**
- [39] Zhirong Wu, Yuanjun Xiong, Stella X Yu, and Dahua Lin. Unsupervised feature learning via non-parametric instance discrimination. In *Proceedings of the IEEE conference on computer vision and pattern recognition*, pages 3733–3742, 2018. **2**
- [40] Tete Xiao, Colorado J Reed, Xiaolong Wang, Kurt Keutzer, and Trevor Darrell. Region similarity representation learning. In *Proceedings of the IEEE/CVF International Conference on Computer Vision*, pages 10539–10548, 2021. **2**
- [41] Enze Xie, Jian Ding, Wenhai Wang, Xiaohang Zhan, Hang Xu, Zhenguo Li, and Ping Luo. Detco: Unsupervised contrastive learning for object detection. *CoRR*, 2021. **2**
- [42] Jiahao Xie, Xiaohang Zhan, Ziwei Liu, Yew-Soon Ong, and Chen Change Loy. Unsupervised object-level representation learning from scene images. *CoRR*, 2021. **2**
- [43] Zhenda Xie, Yutong Lin, Zheng Zhang, Yue Cao, Stephen Lin, and Han Hu. Propagate yourself: Exploring pixel-level consistency for unsupervised visual representation learning. In *Proceedings of the IEEE/CVF Conference on Computer Vision and Pattern Recognition*, pages 16684–16693, 2021. **2**
- [44] Mengde Xu, Zheng Zhang, Han Hu, Jianfeng Wang, Lijuan Wang, Fangyun Wei, Xiang Bai, and Zicheng Liu. End-to-end semi-supervised object detection with soft teacher. In *Proceedings of the IEEE/CVF International Conference on Computer Vision*, pages 3060–3069, 2021. **3, 5**
- [45] Ceyuan Yang, Zhirong Wu, Bolei Zhou, and Stephen Lin. Instance localization for self-supervised detection pretraining. In *Proceedings of the IEEE/CVF Conference on Computer Vision and Pattern Recognition*, pages 3987–3996, 2021. **2**
- [46] Jinghao Zhou, Chen Wei, Huiyu Wang, Wei Shen, Cihang Xie, Alan Yuille, and Tao Kong. ibot: Image bert pre-training with online tokenizer. *arXiv preprint arXiv:2111.07832*, 2021. **4**
- [47] Xizhou Zhu, Weijie Su, Lewei Lu, Bin Li, Xiaogang Wang, and Jifeng Dai. Deformable DETR: deformable transformers for end-to-end object detection. 2021. **1, 2, 3, 6, 7**

## A. Appendix

### A.1. Overview

We organize the supplementary material as follows. The implementation details are given in Appendix A.2. More results of the ablation study are presented in Appendix A.3, especially about the proposed mask strategy. Then, we visualize the matched proposal pairs between the two branches in Appendix A.4. Finally, we discuss the limitations and future work of our approach in Appendix A.5.

### A.2. Implementation Details

Our approach contains the pre-training and fine-tuning stages. Following DETReg [1], in the pre-training stage, for the ImageNet100 (IN100) [10] dataset, the number of epochs is 50, the batch size is 24, and the initial learning rate is  $2 \cdot 10^{-4}$ , which is decayed after 40 epochs by a factor of 10. For the ImageNet (IN1K) [11] dataset, the pre-training epoch is 5. The parameters in the fine-tuning stage are also the same with DETReg. On Ms COCO [23], the number of epoch is 50, the batch size is 4, and the initial learning rate is  $2 \cdot 10^{-4}$ , which is decayed after 40 epochs by a factor of 10. On PASCAL VOC [15], the number of epoch is 100, the batch size is 4, and the initial learning rate is  $2 \cdot 10^{-4}$ , which is decayed after 70 epochs by a factor of 10. For the few-shot object detection task, we follow the standard protocol [35] as used in DETReg. The following ablation studies are all pre-trained on IN100 and fine-tuned on COCO. Experiments are carried out on 8 \* NVIDIA V100 GPUs.

### A.3. More results on the mask strategy

As mentioned in the main paper, we propose a complementary mask strategy for the self-supervised learning method for object detection. In order to determine the best combinations and optimal parameters of the mask strategy, we conduct multiple ablation experiments, which will be detailed below.




Figure A1. Illustration of different proportions of masked images.

Mask proportion(%)	0	30	50	70	90	99	Rnd(30,80)	Rnd(0,99)
DETReg	45.4	-	45.0	-	-	-	45.3	-
SeqCo-DETR	<b>45.6</b>	<b>45.6</b>	<b>45.6</b>	45.5	45.3	45.0	<b>45.7</b>	45.3

Table A1. Comparison of different proportions of single masks added to the online branch, evaluated on MS COCO val2017.

#### A.3.1 Single mask strategy for the online branch

In this section, we conduct several experiments to find the optimal proportion of the single image mask. As shown in Fig. A1, we demonstrate the images after being masked with different proportions. Specifically, we only add the mask to the online branch, and the patch size of the mask is 16. Experiments on the patch size are given in Appendix A.3.3.

The results are listed in Tab. A1, where  $\text{Rnd}(30, 80)$  stands for the mask proportions are randomly sampled from 30% to 80%. From the table, the results of ours stay the same at first and then decreases as the mask proportion increases. We also try to use the random proportion of mask during pre-training, and the  $\text{Rnd}(30, 80)$  achieves the best result. As a counterpart, the performance of our baseline DETReg [1] decreases when adding masks to the input image. When there is no mask added to the image, i.e., the mask proportion is 0, the default result is 45.4, as reported in the paper. When there are different proportions of masks added to DETReg, the performance drops, and the results prove that the mask strategy is not suitable for DETReg. Because DETReg is fully dependent on the hand-craft pseudo labels, which will be easily influenced. But the mask strategy is suitable for our SeqCo-DETR, because our approach employs the self-supervised method to learn features. The combination of the image mask and the sequence consistency strategies could extract more representative contextual information about the object.

#### A.3.2 Different mask strategies for the two branches

**Two branches with complementary masks** We add the complementary masks to both branches, as in the main paper. The complementary mask means the mask for each branch is strictly binary reversed. Thus, each branch will have a non-overlapped image view.

The results are listed in Tab. A2, where  $\text{Mask}_{\text{online}@30} + \text{Mask}_{\neg(\text{online}@30)}$  stands for the mask proportion for the online branch is 30% while for the momentum branch is 70%, where the mask for the momentum branch is the complementary mask of the online branch. From the table, the best proportion for the online branch is 70%, correspondingly, for the momentum branch is 30%, which is the complementary mask of the online branch.

**Two branches with random masks** We also try to add ran-

Model	Mask strategy	AP
SeqCo-DETR	Mask <sub>online</sub> @30 + Mask <sub>¬(online)</sub> @30	45.3
	Mask <sub>online</sub> @50 + Mask <sub>¬(online)</sub> @50	45.1
	Mask <sub>online</sub> @70 + Mask <sub>¬(online)</sub> @70	<b>45.8</b>
	Mask <sub>online</sub> @75 + Mask <sub>¬(online)</sub> @75	45.5
	Mask <sub>online</sub> @80 + Mask <sub>¬(online)</sub> @80	45.2

Table A2. Comparison of different proportions of the complementary mask added to both branches, evaluated on MS COCO val2017.

Model	Mask strategy	AP
SeqCo-DETR	Mask <sub>online</sub> @30 + Mask <sub>momentum</sub> @30	45.2
	Mask <sub>online</sub> @50 + Mask <sub>momentum</sub> @50	45.4
	Mask <sub>online</sub> @70 + Mask <sub>momentum</sub> @70	45.4
	Mask <sub>online</sub> @20 + Mask <sub>momentum</sub> @80	45.1
	Mask <sub>online</sub> @30 + Mask <sub>momentum</sub> @70	45.1
	Mask <sub>online</sub> @70 + Mask <sub>momentum</sub> @30	<b>45.6</b>
	Mask <sub>online</sub> @75 + Mask <sub>momentum</sub> @25	45.5
	Mask <sub>online</sub> @80 + Mask <sub>momentum</sub> @20	<b>45.6</b>

Table A3. Comparison of different proportions of random mask added to both branches, evaluated on MS COCO val2017.

dom masks to both branches, including each branch having the same proportions and having different proportions of masks. Especially, the mask for each branch is independently sampled.

As listed in Tab. A3, when the masks are independently sampled for both branches with different proportions, the best parameter is Mask<sub>online</sub>@70 + Mask<sub>momentum</sub>@30, the corresponding result is 45.6, which is lower than the complementary mask, as 45.8. This proves the complementary mask strategy is better. We also try to add the same proportion masks for the two branches, but the results are lower than those with different proportions or the complementary proportions of masks. These experiments prove that the complementary mask strategy is more suitable for our method.

### A.3.3 The patch size of the mask

In this section, we investigate the patch size of the mask. The masked images are shown in Fig. A2. The image size is randomly resized between 320 and 480 during pre-training. The proportion of image mask is 50% in the following experiments. As listed in Tab. A4, when the patch sizes are 8 or 16, the final results are the best. The final result seems less affected by the patch size, since the variance of the final result is small when patch sizes vary in a wide range. To choose the best value between patch sizes 8 and 16, we conduct other experiments. When the patch size is 8 and




Figure A2. Illustration of different patch sizes of masked images.

Patch size	4	8	16	32	64	128	Rnd(8,32)	Rnd(4,64)
SeqCo-DETR	45.3	<b>45.6</b>	<b>45.6</b>	45.4	45.4	45.4	45.3	45.5

Table A4. Comparison of different patch sizes of mask added to the online branch, evaluated on MS COCO val2017.

Feature mask proportion(%)	10	20	30	50	70
SeqCo-DETR	45.5	<b>45.6</b>	45.2	45.3	45.3

Table A5. Comparison of different proportions of feature mask added to the online branch, evaluated on MS COCO val2017.

with the mask proportions of Rnd(30, 80), the result is 45.5, which is lower than 45.7 with patch size 16. When the patch size is 8 and with Mask<sub>online</sub>@70 + Mask<sub>¬(online)</sub>@70, the result is 45.5, which is lower than 45.8 with 16. Based on the above experiments, we choose the patch size of 16 as the optimum parameter.

### A.3.4 The feature mask

We try to add the mask to the features that are involved in calculating the self-supervised loss. Specifically, the feature mask is added to the output sequences from the projection head, and the feature mask is implemented by Dropout [31]. As listed in Tab. A5, the best proportion of feature mask value is 20%, with the result of 45.6.

Furthermore, we try to combine the feature mask and the image mask. We combine each best value of the image mask and the feature mask. As listed in Tab. A6, where Mask<sub>online</sub>@50 + Mask<sub>feature</sub>@20 stands for the image mask with 50% proportion and feature mask with 20% proportion, Mask<sub>complementary</sub>@70-30 + Mask<sub>feature</sub>@1 stands for the complementary mask with 70% proportion for online branch and the corresponding 30% proportion for the momentum branch and feature mask with 1% proportion. However, the combination results show there are



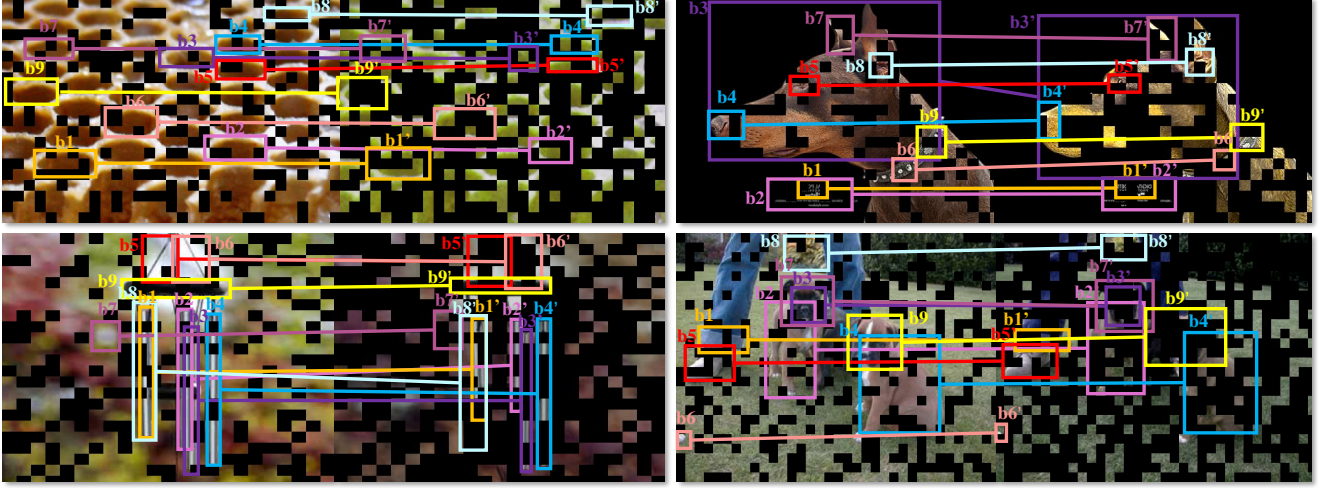


Figure A3. Visualization of paired proposals from different branches. The left is from the online branch, and the right is from the momentum branch.

Model	Mask strategy	AP
SeqCo-DETR	Mask <sub>online</sub> @50 + Mask <sub>feature</sub> @20	45.2
	Mask <sub>online</sub> @Rnd(30,80) + Mask <sub>feature</sub> @20	45.2
	Mask <sub>complementary</sub> @70-30 + Mask <sub>feature</sub> @50	45.1
	Mask <sub>complementary</sub> @70-30 + Mask <sub>feature</sub> @20	45.2
	Mask <sub>complementary</sub> @70-30 + Mask <sub>feature</sub> @10	45.3
	Mask <sub>complementary</sub> @70-30 + Mask <sub>feature</sub> @1	45.4
	Mask <sub>complementary</sub> @70-30 + Mask <sub>feature</sub> @0	<b>45.8</b>

Table A6. Comparison of different combinations of mask strategies, evaluated on MS COCO val2017.

huge performance drops when combining the two strategies. For example, when using Mask<sub>complementary</sub>@70-30, i.e., Mask<sub>complementary</sub>@70-30 + Mask<sub>feature</sub>@0, and Mask<sub>feature</sub>@20 alone, the result is 45.8 and 45.6, respectively, but the combination result is only 45.2. Moreover, the results show that the final results become higher when there are fewer proportions of the feature mask. So it is not suitable to combine the image mask and the feature mask. One possible reason is that the combination would increase the difficulty of feature representation learning, which leads to performance drops. Thus, we only adopt the image mask strategy in the final version.

#### A.4. Visualization

As is shown in Fig. A3, we visualize the matched proposal pairs between the two branches. Only part of the proposals are visualized for clarity and brevity, and the matching indexes are derived from the bipartite matching. From the figure, the matching result is reliable between the two branches. The predicted bounding boxes from the two branches are on the same object, since the matching

is mainly based on the location of the predicted bounding box. The mask added to the image has less affection for the matching, whereas the boundary of the predicted bounding box is more likely to be in the unmasked area, as shown in the right part of each image pair. Notably, we are not using the feature just inside a bounding box, but the feature from the sequence. The predicted bounding box is projected from the sequence, since each sequence stands for an object prediction. And the sequence has not only the feature of the object, but also the global context information thanks to the characteristic of the transformer. The visualization proves the proposed method could achieve constraints on output sequences that predict the same object.

#### A.5. Limitation and discussion

In the bipartite matching for the sequence consistency training, the two views need to share the same crop window location, which limits our method with complex image augmentations. We have not achieved a fully self-supervised detection pre-training, but still rely on the help of the Selective Search. We believe future works will break these limitations.