

Boosting Source Code Learning with Data Augmentation: An Empirical Study

ZEMING DONG, Kyushu University

QIANG HU*, University of Luxembourg

YUEJUN GUO, Luxembourg Institute of Science and Technology

ZHENYA ZHANG, Kyushu University

MAXIME CORDY, MIKE PAPADAKIS, and YVES LE TRAON, University of Luxembourg

JIANJUN ZHAO, Kyushu University

The next era of program understanding is being propelled by the use of machine learning to solve software problems. Recent studies have shown surprising results of *source code learning*, which applies *deep neural networks (DNNs)* to various critical software tasks, e.g., bug detection and clone detection. This success can be greatly attributed to the utilization of massive high-quality training data, and in practice, data augmentation, which is a technique used to produce additional training data, has been widely adopted in various domains, such as *computer vision*. However, in source code learning, data augmentation has not been extensively studied, and existing practice is limited to simple syntax-preserved methods, such as code refactoring. Essentially, source code is often represented in two ways, namely, sequentially as text data and structurally as graph data, when it is used as training data in source code learning. Inspired by these analogy relations, we take an early step to investigate whether data augmentation methods that are originally used for text and graphs are effective in improving the training quality of source code learning. To that end, we first collect and categorize data augmentation methods in the literature. Second, we conduct a comprehensive empirical study on four critical tasks and 11 DNN architectures to explore the effectiveness of 12 data augmentation methods (including code refactoring and 11 other methods for text and graph data). Our results identify the data augmentation methods that can produce more accurate and robust models for source code learning, including those based on *mixup* (e.g., *SenMixup* for texts and *Manifold-Mixup* for graphs), and those that slightly break the syntax of source code (e.g., *random swap* and *random deletion* for texts).

Additional Key Words and Phrases: Data augmentation, Source code analysis, Program transformation

ACM Reference Format:

Zeming Dong, Qiang Hu, Yuejun Guo, Zhenya Zhang, Maxime Cordy, Mike Papadakis, Yves Le Traon, and Jianjun Zhao. 2023. Boosting Source Code Learning with Data Augmentation: An Empirical Study. 1, 1 (March 2023), 29 pages. <https://doi.org/10.1145/nnnnnnn.nnnnnnn>

1 INTRODUCTION

In recent years, there has been a growing trend in using machine learning for big code (ML4Code) [2] due to the power of machine learning (especially deep learning) in mining patterns from large corpora of code. The promising results of ML4Code in multiple downstream code tasks, such as

*Corresponding author

Authors' addresses: Zeming Dong, Kyushu University; Qiang Hu, University of Luxembourg; Yuejun Guo, Luxembourg Institute of Science and Technology; Zhenya Zhang, Kyushu University; Maxime Cordy; Mike Papadakis; Yves Le Traon, University of Luxembourg; Jianjun Zhao, Kyushu University.

Permission to make digital or hard copies of all or part of this work for personal or classroom use is granted without fee provided that copies are not made or distributed for profit or commercial advantage and that copies bear this notice and the full citation on the first page. Copyrights for components of this work owned by others than ACM must be honored. Abstracting with credit is permitted. To copy otherwise, or republish, to post on servers or to redistribute to lists, requires prior specific permission and/or a fee. Request permissions from permissions@acm.org.

© 2023 Association for Computing Machinery.

XXXX-XXXX/2023/3-ART \$15.00

<https://doi.org/10.1145/nnnnnnn.nnnnnnn>

code clone detection [1], vulnerability detection [38], and problem classification [49], demonstrate its great potential in facilitating developers in practice. To produce programming language (PL) models with good performance, high-quality training data, and well-designed model architectures are crucial. While model architecture design can be informed by ideas from the natural language processing (NLP) field [2, 27, 50], there is no shortcut to preparing high-quality training data. Generally, the data must be collected, cleaned, and manually labeled before use. All these processes are challenging, and especially, data labeling is the most time-consuming and labor-intensive task. For example, labeling only four libraries of code can take 600 man-hours [90]. As a result, it remains a challenging problem to prepare sufficient training data for PL models.

In the fields such as *computer vision (CV)*, data augmentation has been a widely-used technique to solve the aforementioned issue of the lack of labeled training data. Essentially, data augmentation generates new training data by modifying existing labeled data under the premise that these new data preserve the original semantics. For example, when training an image classification model, instead of using the original training data only, a common practice is to utilize image transformation techniques [26] to produce more diverse images. Existing studies [47, 51] have shown that data augmentation can effectively improve the accuracy and robustness of the models being trained.

Despite the remarkable attention data augmentation has already gained in other fields, its value in source code learning is not yet clarified. Most existing studies in ML4Code still stick to the design of more powerful model architectures (e.g., GraphCodeBERT [21]), more generic code representation techniques (e.g., token-based [69] or tree-based representation [4]), or learning strategies (e.g., using contrastive learning for code tasks [7]). Only a few works tend to study the problem of automatically enriching the code-related training data, such as [3, 79] in which a series of code refactoring methods are introduced for data augmentation. However, as reported in their works, the performance of those methods is very limited, and more effective data augmentation methods in source code learning are still in demand.

Contributions. In source code learning tasks, source code is often represented in two forms, namely, sequential data and structural data, when it plays the role of training data: the former is due to its analogy to texts, while the latter is realized via the *abstract syntax tree (AST)*, a graph theoretical model that captures the relationship between different components of the code.

Inspired by these two representations, we empirically study the problem of whether existing data augmentation approaches in *natural language processing (NLP)* (that handles text data) and *graph learning* (that handles graph data) are effective to improve the training quality in source code learning. Concretely, we first survey and categorize existing data augmentation methods in the literature, and we find 11 data augmentation methods from NLP and graph learning that are possible to be used in source code learning. Then, we adapt these methods to train code models and check their effectiveness in improving the accuracy and robustness of those models. We design our large-scale study in order to answer the following research questions:

RQ1: Can existing data augmentation methods produce accurate code models? The results show that data augmentation methods that linearly mix feature vectors in code embedding, e.g., *SenMixup*, can enhance the accuracy by up to 8.74%, compared to the training without using data augmentation. Remarkably, the methods adapted from NLP and graph learning are more effective than the code-specific data augmentation technique, namely, code refactoring.

RQ2: Can existing data augmentation methods produce robust code models? The results show that using data augmentation brings limited robustness improvement. Specifically, *random swap*, a method from NLP, performs the best and can reduce the attack success rate by 5.67%.

RQ3: How does data volume affect the effectiveness of data augmentation methods? The results demonstrate that when training data is scarce, incorporating data augmentation can help to

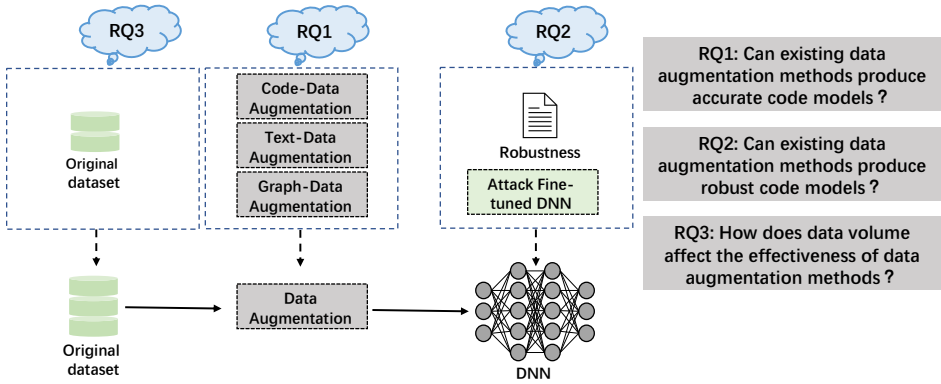


Fig. 1. Overview of our empirical study

improve both the accuracy and robustness. For example, using *SenMixup* can improve the accuracy of CodeBERT by up to 11.69%, and data augmentation methods that slightly break the syntax can enhance the robustness by up to 38.47%.

To the best of our knowledge, this is the first work that adapts data augmentation methods from NLP and graph learning and empirically studies the effectiveness of incorporating data augmentation into training code models. Specifically, in this study, we found that data augmentation methods from NLP and graph learning can outperform code refactoring, which is dedicated to source code learning. Moreover, we found that even though some data augmentation methods can produce training data that slightly break the syntax of the source code, they are still useful in improving the quality of training in source code learning. With these insightful findings, we pave the path to further research in boosting source code learning using data augmentation.

Paper organization The rest of this paper is organized as follows. Section 2 introduces the background of this work. Section 3 presents the adaptation of the data augmentation methods from NLP and graphs for source code learning. Section 4 presents the design of our empirical study. Section 5 details the experimental setup. Section 6 analyzes the results of our experiments. Section 7 discusses the main findings and limitations of our work. Section 8 summarizes related works, and the last section concludes this paper.

2 BACKGROUND

2.1 Source Code Learning

In a nutshell, *source code learning* consists in learning the information from source code and using the learned information to solve the downstream tasks, such as automated program repair [9, 13, 23, 76], automated program synthesis [25, 83], automated code comments generation [29], and code clone detection [64]. As mentioned in Section 1, code representation is a crucial technique that converts source code into a DNN-readable format to learn the features [46]. In this paper, we consider two widely-used code representations, namely *sequential representation* and *structural representation*, as follows:

- *Sequential representation* transforms the source code into a sequence of tokens (in a similar way to handling text data), where a token is the basic component of the code, such as a separator, an operator, a reserved word, a constant, and an identifier. In this way, the original source code is processed to a number of tokens, e.g., “def func(a, b)” is transformed to

“['def', 'func', '(', 'a', 'b', ')']”. Sequential representation keeps the context of the source code, which is useful for learning the syntactic information of source code.

- *Structural representation* transforms the code into a graph that captures the relationship of different components in the code while preserving its syntax elements. The graph can be a *abstract syntax tree (AST)*, a *control flow graph (CFG)*, and a *data flow graph (DFG)*. By using structural representation, we can learn a model that perceives the semantic information of the code. Indeed, *graph neural networks (GNNs)*, a DNN architecture that is recently popular in source code analysis, is based on the structural representation of source code.

2.2 Data Augmentation in Source Code Learning

Despite the great advantages of DNN, there are two main bottlenecks that prevent DNNs from achieving high performance, 1) the lack of high-quality labeled training data and 2) the different data distribution between training data and testing data. One simple solution to these two problems is to increase the size and diversity of training data. Data augmentation [58] is proposed to automatically produce additional synthetic training data by modifying existing data without further human effort. Generally, data augmentation involves a family of well-designed data transformation methods. For instance, in image processing, commonly-used data augmentation methods include re-scaling, zooming, random rotating, padding, and adding noise [53].

Recently, software engineering researchers also considered data augmentation in source code learning [3, 7, 19, 48, 62, 77], and the proposed methods are known as *code refactoring*. In general, code refactoring, originally used for code simplification, involves a family of techniques that rewrite the syntactic structure of source code while keeping the semantic information [32, 35]. Commonly-used code refactoring techniques include *local variable renaming*, *duplication*, *dead store*, etc. For instance, *local variable renaming* is a method that changes the names of a code element, including symbols, files, directories, packages, and modules. Technically, this method modifies the source code slightly but does not change the semantic behavior of the program.

However, existing studies [6, 79] have shown that these simple strategies have limited advantages in improving the performance of code models. In this study, inspired by the analogy of source code to texts and graphs (as mentioned in Section 2.1), we empirically investigate whether data augmentation methods from NLP (that handles text data) and graph learning (that handles graph data) can effectively enrich the diversity of training data for source code learning.

3 ADAPTING DATA AUGMENTATION METHODS FOR SOURCE CODE LEARNING

As introduced in Section 2.1, source code can be represented in two ways, namely, as sequential data and as structural data. Inspired by these two representations, we investigate the effectiveness of the data augmentation methods from NLP and those from graph learning in source code learning. Specifically, we collect 7 data augmentation methods from NLP and 4 methods from graph learning, as shown in Fig. 2. Moreover, (i) for methods from NLP, we make adaptations to them in order to handle source code, and the concrete adaptations are elaborated on in Section 3.1; (ii) for methods from graph learning, we leverage *abstract syntax tree (AST)* and different code flows (e.g., control flow and data flow) to represent source code as graphs, and then apply the existing methods to achieve data augmentation, as explained in Section 3.2.

3.1 NLP Data Augmentation Methods for Source Code Learning

We follow recent survey papers [15, 36] to collect the data augmentation methods for text data, and as a result, 7 methods are applicable to source code learning. These methods can be classified into three categories, namely, *paraphrasing*, *noising-based methods* and *sampling-based methods*, which are described as follows:

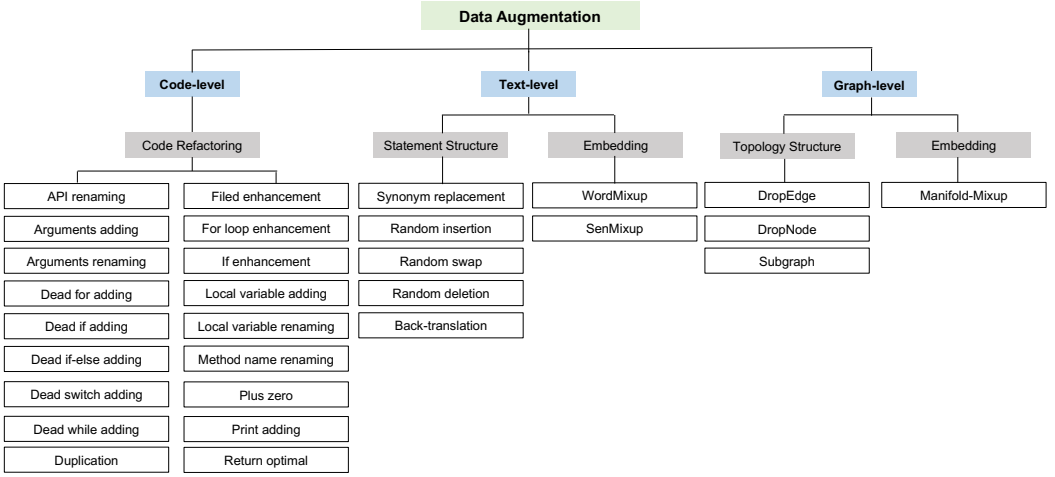


Fig. 2. Data augmentation methods

- *Paraphrasing* can express the same information as the original form and has been commonly used in NLP [5, 39]. In this paper, we select the *Back-translation* [14, 70, 78, 86] method.
- *Noising-based methods* slightly add noise to the original data but keep their semantic information [67, 71]. In this paper, we employ four types of noise injection methods, namely, *synonym replacement*, *random insertion*, *random swap*, and *random deletion*.
- *Sampling-based methods* generate new synthetic data by linearly mixing the latent embeddings instead of directly operating on the raw text data. Unlike paraphrasing or noising-based methods, sampling-based methods are task-specific and require both data and their label formats [11, 43, 44]. In this paper, we select two advanced sampling-based data augmentation methods used in NLP, namely *WordMixup* and *SenMixup* [22].

In the following, we elaborate on these 7 data augmentation methods and especially highlight the adaptations we have made in order to handle source code data.

Back-translation (BT). This method translates the original text into another language and then translates it back to the original one to generate additional source code data. In source code learning, we implement BT by applying the English-French translation model [14, 70, 78] bidirectionally for each statement in a program. For example, in Fig. 3(a), after BT, we replace the statement “in range” in the original code with “at range” and “in the range” respectively. Note that these alterations may slightly break the syntax of the code data, nevertheless, they are rather minor, and the original relation between the features and the label is still preserved in the code data.

Synonym Replacement (SR). In NLP, this method randomly selects n words from a sentence and then replaces the selected words with one of its randomly chosen synonyms. Different from *BT*, to further enrich the diversity, *SR* usually refrains from substituting strings that are semantically similar to the original text data. Specifically, in source code learning, we first randomly select n statements from a program. Then, each of the n words is replaced with one of its synonyms that is selected at random. In Fig. 3(b), we randomly select one statement from a program and then replace it with another string that is generated from its synonyms chosen at random. Similar to the case of *BT*, this method also preserves the original relation between the features and the label in the code.

Random Insertion (RI). In NLP, this method randomly inserts a random synonym of a random word into a sentence to generate augmented text data. Different from *RI* used in text data, we first

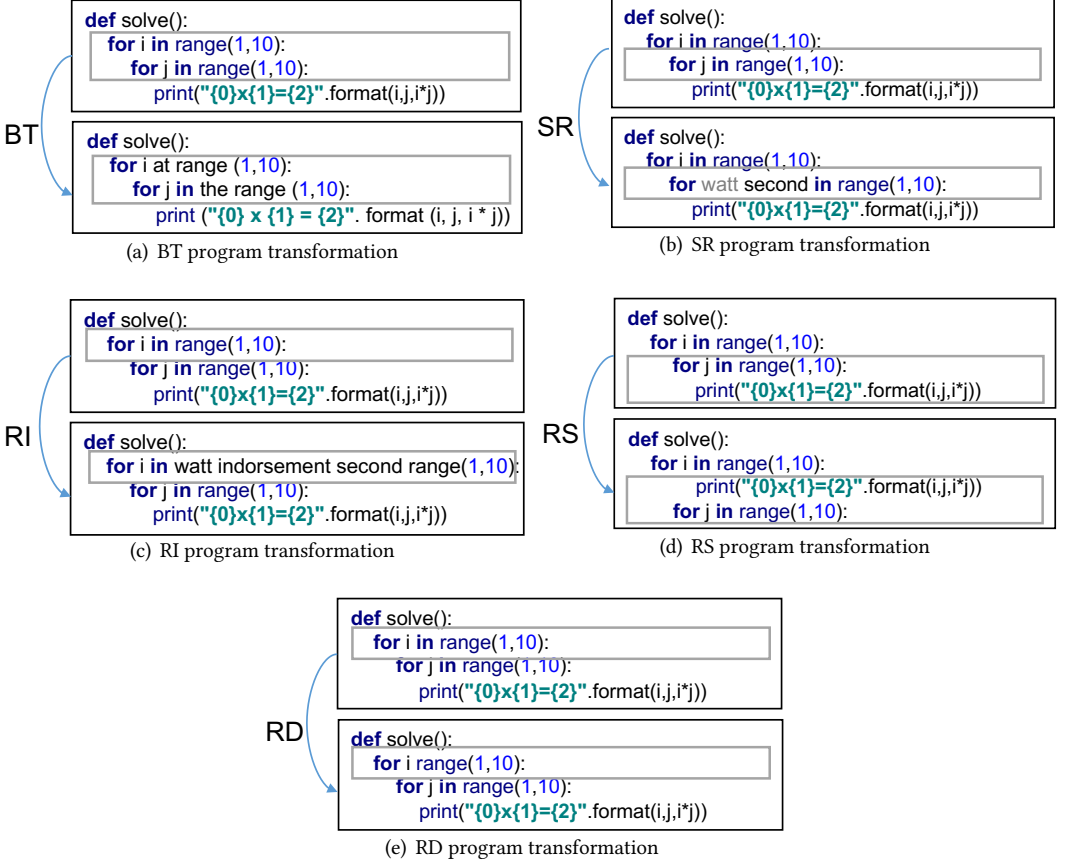


Fig. 3. Examples of data augmentation methods from NLP to source code learning, with a code snippet from Python800-p00000-s024467653.py (For each sub-figure, the upper part shows the code without data augmentation, and the lower part shows the code after applying data augmentation.)

select a random synonym of a random word in the chosen statement, then randomly insert this selected synonym into a random position of this statement. Generally, this process is repeated n times. In Fig. 3(c), we randomly insert the string that is generated from synonyms in a random position of the selected statement from the original code, i.e., “for i in range(1,10)”. Again, this method is able to preserve the original relation between the features and the label in the code.

Random Swap (RS). In NLP, this method randomly chooses two words in a sentence and then swaps their positions. Although the semantics of text data is, in general, sensitive to the order of words, within a limited level of word swapping, the text after RS is often still understandable to humans [63]. Therefore, RS can be used to produce augmented text data. In source code learning, we randomly select two statements of a program and swap their positions, and this process is usually repeated n times. In Fig. 3(d), we randomly select two statement “for j in range(1,10)” and “print('{0}x{1}={2}'.format(i,j,i*j))”, and then swap their positions. Despite the minor alteration of the order of the selected statements, this method can still preserve the original relation between the features and the label in the code.

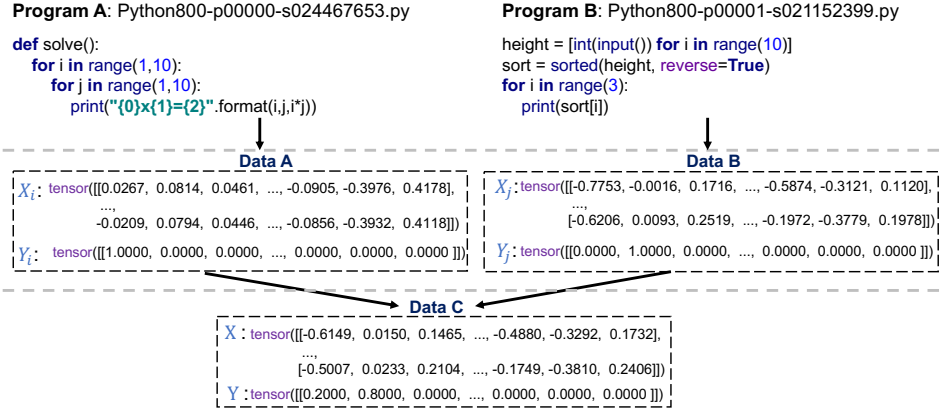


Fig. 4. An example of linear interpolation of two programs

Random Deletion (RD). This method randomly removes some words in a sentence or some sentences in a document, with a probability p , to generate augmented text data. In source code learning, we randomly delete words in a randomly chosen statement. In Fig. 3(e), we delete words in a statement with probability $p = 0.01$. As a result, the operator “in” is removed from the statement “for i in range(1,10);” after RD program transformation. Similarly, this method is able to preserve the original relation between the features and the label in the code.

In the following, we introduce two data augmentation methods based on *Mixup* [81], a popular data augmentation approach in *computer vision*. Specifically, *Mixup* synthesizes new image data and their labels by linearly mixing the image features and the labels of two selected images. It has inspired the development of many data augmentation methods in other fields, including *WordMixup* and *SenMixup* in NLP, which are introduced as follows.

WordMixup and SenMixup. Originally, *WordMixup* interpolates the samples in the word embedding space, and *SenMixup* interpolates the hidden states of sentence representations [22]. We slightly modify *WordMixup* and *SenMixup* to adapt to source code learning. As shown in Eq. (1), there are two variants of *Mixup* in our study. The first one, denoted as *WordMixup*, interpolates samples in the embedding space of statement representation, and the second one, denoted as *SenMixup*, conducts the interpolation after a linear transformation and before it is passed to a standard classifier that generates the predictive distribution over different labels. Given two pairs (x^i, y^i) and (x^j, y^j) , where x^i and x^j represent the code data, and y^i and y^j are their corresponding labels, the interpolated new data are obtained via *WordMixup* and *SenMixup*, as follows:

$$\begin{aligned} x_{\text{WordMix}}^{ij} &= \lambda x^i + (1 - \lambda) x^j & x_{\text{SenMix}}^{ij} &= \lambda f(x^i) + (1 - \lambda) f(x^j) \\ y_{\text{WordMix}}^{ij} &= \lambda y^i + (1 - \lambda) y^j & y_{\text{SenMix}}^{ij} &= \lambda y^i + (1 - \lambda) y^j \end{aligned} \quad (1)$$

Here *SenMixup* follows a similar workflow with [22], and $f(\cdot)$ denotes a linear transformation method that is able to ensure that the input and the output have the same dimension. Moreover, x_{WordMix}^{ij} and x_{SenMix}^{ij} represent the new synthetic training data obtained by *WordMixup* and *SenMixup* respectively, and y_{WordMix}^{ij} and y_{SenMix}^{ij} are their labels. The parameter λ denotes the *Mixup* ratio, and according to [81], it is sampled from a *Beta* distribution with a shape parameter α ($\lambda \sim \text{Beta}(\alpha, \alpha)$).

To better understand how the linear interpolation method works, we use an example to show the details of linearly mixing two different programs (Program A and B from Python800 with label

0 and label 1, respectively) as depicted in Fig. 4. First, we map a pair of programs into the vector space through CodeBERT [17] and transform their labels into one-hot vectors with 800 classes (see Data A $((X_i, Y_i))$ and Data B $((X_j, Y_j))$ in Fig. 4). Next, we linearly mix the code vectors and label vectors, respectively, of Data A and Data B as the augmented training data (X, Y) that could be used to train the model (see Data C in Fig. 4).

3.2 Graph Learning Data Augmentation Methods for Source Code Learning

Following a recent survey [87], we collect four data augmentation methods from graph learning and apply them to source code learning. Note that this line of work is applicable to source code because of the structural representation (introduced in Section 2.1) of source code, i.e., source code can be transformed to graph structures, such as *abstract syntax tree (AST)* and different code flows (e.g., control flow, data flow) [90], that can capture the relations between different components of the code. Based on the graph structure, we apply the methods from graph learning to augment additional training data for source code learning. The collected data augmentation methods and their applications to source code learning are introduced as follows:

DropNode. As a similar approach to *Dropout* [55], *DropNode* creates a large number of variants of one original graph by randomly removing a number of graph nodes along with the associated edges. As is well known, the original *Dropout*, which drops out units in a DNN during training, is a specific regularization approach to preventing DNNs from overfitting. In a similar way, *DropNode* is also used to alleviate the overfitting problem in the training of GNNs. In our study, for the purpose of data augmentation, we first transform the code data into graphs and then apply *DropNode* to produce the variants of the original graphs as the additional training data. Note that our node-dropping operation is under the premise that the missing part of nodes should not affect the semantics of the original graph, as suggested by [16].

DropEdge. In a similar way to *DropNode*, *DropEdge* stochastically drops graph edges with a fixed probability to create variants of the original graph. *DropEdge* improves the generalization and alleviates over-smoothing and over-fitting problems of GNNs, especially for deeper GNNs [52].

Subgraph. Unlike *DropNode* and *DropEdge*, this method generates an augmented graph via sampling a connected subgraph [65] from the original graph using a random walk. Similarly, this method is also required to keep part of the semantic information of the original graph.

Manifold-Mixup. As a variant of *Mixup*, *Manifold-Mixup* [61, 66, 88] is designed for graph classification, by interpolating graph-level embedding. Technically, given two pairs $(x_i^{\mathcal{G}}, y_i^{\mathcal{G}})$ and $(x_j^{\mathcal{G}}, y_j^{\mathcal{G}})$ of graph data and their labels, the interpolated graph data pair $(x_{mix}^{\mathcal{G}}, y_{mix}^{\mathcal{G}})$ is calculated by:

$$\begin{aligned} x_{mix}^{\mathcal{G}} &= \lambda x_i^{\mathcal{G}} + (1 - \lambda) x_j^{\mathcal{G}} \\ y_{mix}^{\mathcal{G}} &= \lambda y_i^{\mathcal{G}} + (1 - \lambda) y_j^{\mathcal{G}} \end{aligned} \quad (2)$$

4 STUDY DESIGN

In order to assess the effectiveness of the data augmentation methods in Section 3 in source code learning, we design three research questions, as follows:

- **RQ1: Can existing data augmentation methods produce accurate code models?** Accuracy is the basic metric to evaluate the performance of a trained model, and therefore, we first assess whether data augmentation methods from NLP and graph learning (as introduced in Section 3) are able to improve the accuracy of the code models, based on the comparisons with two baseline approaches, namely, the training approach that does not use any data augmentation method, and the training approach that only uses the simple code refactoring method (as introduced in

Section 2.2). In this RQ, first, we prepare the original training data and randomly initialize code models, and then train these models using different data augmentation methods as listed in Fig. 2. Specifically, we compare these methods in terms of two metrics, namely, 1) the convergence speed of the model and 2) the final accuracy of the model with fixed training epochs.

• **RQ2: Can existing data augmentation methods produce robust code models?**

Since robustness [72] is another important metric that evaluates the generalization ability to handle unseen data of the trained model, we obtain multiple trained code models and study their adversarial robustness in this RQ. According to the literature [51], data augmentation is helpful for improving the adversarial robustness of DNN models in other fields (e.g., computer vision). Thus, we also explore whether this conclusion also holds for code models. Concretely, we employ two state-of-the-art adversarial attacks, namely, MHM [82] and ALERT [75], to evaluate the robustness improvement of the code models that are trained using data augmentation.

• **RQ3: How does data volume affect the effectiveness of data augmentation methods?**

Finally, since the initial purpose of data augmentation is to solve the problem of the lack of labeled data, it is necessary to further investigate the effectiveness of data augmentation methods in a more practical scenario, namely, the case when there is no sufficient training data. To do so, we reduce the size of the training set of each dataset and repeat the experiments in RQ1 and RQ2, and we then check whether data augmentation methods are still useful.

5 EXPERIMENTAL SETUP

Our study considers two mainstream programming languages (Java and Python), four crucial downstream tasks (problem classification, bug detection, authorship attribution, and clone detection), 11 DNN model architectures, and two pre-trained PL models (CodeBERT and GraphCodeBERT). Table 1 shows the details of datasets and models used in the experiments.

5.1 Code Refactoring

In total, we collect 18 code refactoring methods from the existing literature. Pour *et al.* [48] and Allamanis *et al.* [3] cover 10 code refactoring operators, e.g. *local variable renaming*, *if loop enhance*, and *argument adding*. Wei *et al.* [68] provides eight code refactoring methods, e.g. *duplication*, *dead store*, and *unreachable loops/branches*. In our experiment, for each code data, we randomly select one of these 18 code refactoring methods and apply it to the original code data to generate augmented code data.

5.2 Source Code Learning Tasks and Datasets

We introduce the tasks and datasets that are often used in source code learning and adopted in our experiments.

- **Problem classification** is a typical source code learning task that classifies the target functions of source code. Given a series of problems with detailed descriptions and their corresponding candidate source code, the trained model will identify the problem that the code is trying to solve. Two recently released datasets, Java250 and Python800 [49], are used in our empirical study for this task. Java250 is built for Java program classification, which has 250 classification problems, including 300 Java programs for each problem. Python800 is a dataset that is specially used for Python program classification tasks, containing 800 different problems with 300 solutions written by the Python program for each.
- **Bug detection** is to determine whether a piece of code contains bugs. Generally, detecting bugs may be thought of as a binary classification problem. It is challenging to prepare a dataset for bug detection since it necessitates a pair of codes with and without bugs, where

Table 1. Details of tasks, datasets, and DNN models. **#Training** and **#Test** are the number of data for training and testing, respectively.

Dataset	Language	Task	#Training	#Test	Model
Java250	Java	Problem classification	48000	15000	BagofToken SeqofToken GCN GIN
Python800	Python	Problem classification	153600	48000	GCN-Virtual GIN-Virtual CodeBERT GraphCodeBERT
CodRep1	Java	Bug detection	6944	772	BagofToken SeqofToken
Refactory	Python	Bug detection	3380	423	GCN GAT
Google Code Jam (GCJ)	Python	Authorship attribution	528	132	GGNN SAGE
BigCloneBench	Java	Clone detection	90102	4000	CodeBERT GraphCodeBERT

the process is ultimately identified by human programmers. The common method to gather such pairs is to automatically crawl versions of code before and after commits from GitHub. However, human effort is required to check if the commit is actually fixing a bug or causing a new bug. Refactory [30] and CodRep1 [89], two open datasets designed for bug repair, are used in our study for this task. Specifically, Refactory includes 2,242 correct and 1,783 buggy Python programs which are written by real-world undergraduate students to finish 5 programming assignments. CodRep1 is a program repair dataset for Java, which includes 3,858 program pairs (buggy program and its fixed version) that are from real bug fixes.

- **Authorship attribution** task involves identifying the writer of a given code fragment by inferring the characteristics of programmers from their published source code, which is crucial for granting credit for a programmer's contribution and is also helpful for detecting plagiarism. We use the dataset from Google Code Jam (GCJ) provided by the work [75].
- **Clone detection** focuses on checking whether two codes are semantically identical or not, which helps prevent bug propagation and makes software maintenance easier. We use the broadly recognized clone detection benchmark dataset BigCloneBench [57], written by Java.

5.3 Source Code Learning DNN Models

There are two paradigms for code learning, 1) using task-specific programming language (PL) models and 2) using pre-trained PL models.

- *Code learning with task-specific PL models.* This is a simple type of code learning where a code model is initialized randomly for a specific task and is trained using a task-related dataset from scratch. Generally, the trained models are lighter than the models using pre-trained PL models (e.g., 103 MB for BagofToken models vs. 487,737 MB for GraphCodeBERT models, as reported in our experiment) and can be deployed in machines with low computation resources.
- *Code learning with pre-trained PL models.* Different from task-specific models, pre-trained models are trained on a broad set of unlabeled data and can be used for a wide range of downstream tasks with minimal fine-tuning. Due to its large input volume, pre-trained models usually have better accuracy and higher generalization ability [28]. First, pre-trained

PL embedding models are trained using multi-language datasets, e.g., Java, C++, and Python. Then, given a dataset that targets a specific downstream task, such as code clone detection, we fine-tune the pre-trained model accordingly and produce the final model.

We prepare at least 8 types of DNN models for each dataset, including pre-trained PL models and models trained from scratch.

- **Models trained from scratch.** Seven types of models that need to be trained from scratch are studied, FNN (BagofToken) [49], CNN (SeqofToken) [49], Graph Convolutional Network (GCN) [34], Graph Isomorphism Network (GIN) [73], Graph Attention Networks (GATs) [60], Gated Graph Sequence Neural Networks (GGNNs) [37], and GraphSAGE (SAGE) [24]. FNN (BagofToken) is a basic model type that only contains dense layers. CNN (SeqofToken) consists of both dense layers and convolutional layers. GCN is a variant of convolution neural networks that are specially employed to deal with graph-structured data. GIN generalizes the Weisfeiler-Lehman WL test, which maximizes the discriminative capacity of GNNs. In addition, we also use GCN-Virtual and GIN-Virtual. They employ virtual nodes to enhance the aggregation phase, which involves adding an artificial node to each graph and connecting it in both directions to all graph nodes. GAT is one of the popular GNN architectures, which mainly applies the attention mechanism to the process of graph message passing. GGNN is a variant of GNNs, which updates the new hidden state with a Gated Recurrent Unit (GRU). SAGE is a framework to map each node of a graph into the low-dimensional vector space, which is designed for inductive representation learning on large graphs. Especially a code graph is an inter-procedural graph of program instructions where the edges contain information about data flow and control flow. Thus, in the phase of data augmentation on training data, we linearly mix the vector generated by GNNs rather than the actual code.
- **Pre-trained models.** Two pre-trained models, CodeBERT [17] and GraphCodeBERT [21], are considered in our study. CodeBERT is a bimodal model trained by using data from multiple programming languages, such as C, C++, Java, and natural languages. It follows the same spirit as BERT and treats programs as sequences during pre-training. In order to consider the semantic-level structure of programs, GraphCodeBERT adds data-flow information to the training data that can produce a more precise code representation.

5.4 Evaluation Metrics

In our experiment, we evaluate the performance of trained DNN models from two perspectives, clean accuracy and model robustness.

- **Accuracy** is a basic metric that calculates the % of correctly classified data over the entire test data. Here, clean accuracy means the accuracy of models on the original test data. These data generally follow the same data distribution as the training data. As another important metric, robustness reflects the generalization ability of DNN models. The common way to measure the robustness of models is to use adversarial attack methods to attack models and check to what extent the model can defend against these attacks.
- **Attack success rate (ASR)** is used as the measurement of robustness, which calculates the % of successfully created adversarial examples. Only correctly predicted test samples are utilized to create adversarial examples while undertaking adversarial attacks. A higher ASR indicates that an attack method has strong performance; in turn, the robustness of the victim model is low. In this study, we adopt two different adversarial attack methods on source code that are widely used for pre-trained PL models, Metropolis-Hastings modifier (MHM) algorithm [82] and naturalness aware attack (ALERT) [75]. Both attacks replace the name of local variables in the program and force the model to produce wrong predictions accordingly. MHM applies the Metropolis-Hastings sampling methodology to get the name

Table 2. Effectiveness of data augmentation methods w.r.t. test accuracy \uparrow (average \pm standard deviation, %) on original test data. **No Aug**: without data augmentation. The best results are highlighted in gray. The tested DNN models are BagOfToken and SeqOfToken.

Model	DA method	Java250	Python800	Refactory	CodRep1	GCJ	BigCloneBench
BagofToken	No Aug (Baseline)	71.24 \pm 0.04	67.21 \pm 0.03	85.15 \pm 0.12	56.47 \pm 0.14	27.82 \pm 0.14	85.23 \pm 0.34
	WordMixup	73.12 \pm 0.01	68.41 \pm 0.09	86.46 \pm 0.28	57.87 \pm 0.32	28.43 \pm 0.25	-
	SenMixup	75.33 \pm 0.02	70.35 \pm 0.07	85.42 \pm 0.31	58.89 \pm 0.21	29.23 \pm 0.22	-
	Refactor	68.95 \pm 0.03	63.72 \pm 0.08	85.03 \pm 0.14	56.01 \pm 0.14	26.43 \pm 0.12	85.54 \pm 0.42
	SR	70.06 \pm 0.05	66.74 \pm 0.06	81.91 \pm 0.23	56.23 \pm 0.15	27.23 \pm 0.21	85.45 \pm 0.39
	RI	71.63 \pm 0.03	66.62 \pm 0.06	85.81 \pm 0.12	56.67 \pm 0.14	27.83 \pm 0.33	86.28 \pm 0.51
	RS	71.77 \pm 0.02	67.42 \pm 0.05	86.33 \pm 0.11	57.34 \pm 0.16	28.12 \pm 0.24	86.48 \pm 0.31
	RD	71.13 \pm 0.05	67.17 \pm 0.04	85.68 \pm 0.12	56.37 \pm 0.13	28.39 \pm 0.26	86.87 \pm 0.44
	BT	70.86 \pm 0.02	67.36 \pm 0.06	73.96 \pm 0.16	55.23 \pm 0.22	25.98 \pm 0.21	85.65 \pm 0.36
SeqofToken	No Aug (Baseline)	86.61 \pm 0.05	82.61 \pm 0.35	85.55 \pm 0.13	58.21 \pm 0.12	38.67 \pm 0.12	90.69 \pm 0.25
	WordMixup	94.42 \pm 0.02	84.71 \pm 0.29	87.51 \pm 0.22	59.87 \pm 0.22	38.98 \pm 0.36	-
	SenMixup	95.35 \pm 0.12	85.11 \pm 0.32	90.02 \pm 0.27	59.89 \pm 0.24	39.34 \pm 0.31	-
	Refactor	93.19 \pm 0.28	83.38 \pm 0.24	85.49 \pm 0.16	57.03 \pm 0.11	38.04 \pm 0.24	91.14 \pm 0.39
	SR	93.33 \pm 0.35	84.25 \pm 0.21	81.64 \pm 0.13	57.34 \pm 0.12	38.11 \pm 0.21	91.23 \pm 0.41
	RI	94.49 \pm 0.16	83.53 \pm 0.29	87.11 \pm 0.22	59.33 \pm 0.26	38.54 \pm 0.33	91.09 \pm 0.36
	RS	93.47 \pm 0.22	85.02 \pm 0.37	81.81 \pm 0.24	60.15 \pm 0.15	38.87 \pm 0.23	92.67 \pm 0.31
	RD	94.25 \pm 0.31	84.29 \pm 0.23	84.64 \pm 0.13	57.44 \pm 0.32	38.75 \pm 0.21	92.34 \pm 0.29
	BT	93.81 \pm 0.25	82.98 \pm 0.31	81.38 \pm 0.32	56.11 \pm 0.23	36.56 \pm 0.22	90.86 \pm 0.54

of the replacement variable, and ALERT uses the masked language prediction function of pre-trained models to search for substitutes.

5.5 Implementation Details

The implementation of all the data augmentation methods is based on pure Python and the Numpy package, which makes it easy to extend this study to support more techniques in the future. Moreover, we also provide a code refactoring generator, including 18 different code refactoring methods that support both Java and Python languages. The models, including BagOfToken and SeqOfToken, are built using TensorFlow2.3 and Keras2.4.3 frameworks. CodeBERT and GraphCodeBERT are built using PyTorch1.6.0. We set the training epoch to 50 for the above four models. All GNN models are implemented with the open-source library Pytorch Geometric (PyG) [18]. In the phase of the DNN training, the epoch we set for all tasks is 100. For the optimizer, we use Adam [33] with the learning rate 10^{-3} for all the models. For the Mixup ratio that is set in augmenting training data, $\alpha = 0.1$ is our default setting. To alleviate overfitting, we adopt early stopping with patience 20. To lessen the impact of randomness, we train each model five times and report the average results with standard deviation. We conduct all graph learning experiments on a server with 2 GPUs of NVIDIA RTX A6000.

6 EVALUATION RESULTS

6.1 RQ1: Can existing data augmentation methods produce accurate code models?

First, we check the final accuracy of each trained model to explore if these data augmentation methods can improve the performance of models compared to models without using data augmentation and with using code refactoring, respectively. Table 2 presents the test accuracy of BagofToken and SeqofToken models on original test data. First, for BagofToken, *SenMixup* achieves the best performance in four (out of five) datasets. More specifically, the results show that it outperforms *No Aug* by up to 4.09%, and on average, 2.27%, and *Refactor* by up to 6.63%, and on average, 3.82%. Surprisingly, in most cases (four out of five), the code refactoring method can not improve the accuracy of models compared to *No Aug*. Only in the clone detection task it brings a maximum

Table 3. Effectiveness of data augmentation methods w.r.t. test accuracy \uparrow (average \pm standard deviation, %) on original test data. **No Aug**: without data augmentation. The best results are highlighted in gray. The tested DNN models are GNNs.

Model	DA method	Java250	Python800	Model	Refactory	CodRep1	GCJ	BigCloneBench
GCN	No Aug (Baseline)	92.22 \pm 0.11	93.21 \pm 0.14	GCN	80.14 \pm 0.21	61.38 \pm 0.23	52.65 \pm 0.13	93.24 \pm 0.44
	Refactor	92.31 \pm 0.41	93.33 \pm 0.46		80.21 \pm 0.48	61.41 \pm 0.45	52.57 \pm 0.39	93.51 \pm 0.56
	Manifold-Mixup	92.12 \pm 0.33	94.06 \pm 0.28		81.74 \pm 0.22	62.47 \pm 0.13	52.86 \pm 0.43	93.05 \pm 0.72
	Subgraph	92.95 \pm 0.22	94.01 \pm 0.11		80.08 \pm 0.12	61.04 \pm 0.21	52.68 \pm 0.47	93.48 \pm 0.52
	DropNode	92.19 \pm 0.41	93.24 \pm 0.45		80.53 \pm 0.31	61.61 \pm 0.19	52.54 \pm 0.45	92.14 \pm 0.58
	DropEdge	92.37 \pm 0.34	93.22 \pm 0.39		80.66 \pm 0.27	61.71 \pm 0.23	52.79 \pm 0.32	93.67 \pm 0.63
GIN	No Aug (Baseline)	92.47 \pm 0.16	93.62 \pm 0.02	GAT	79.77 \pm 0.16	61.22 \pm 0.23	53.77 \pm 0.11	92.43 \pm 0.62
	Refactor	92.24 \pm 0.56	93.32 \pm 0.62		79.87 \pm 0.31	61.12 \pm 0.37	53.87 \pm 0.21	91.67 \pm 0.73
	Manifold-Mixup	93.41 \pm 0.39	93.56 \pm 0.33		80.01 \pm 0.24	62.37 \pm 0.32	54.02 \pm 0.38	93.14 \pm 0.56
	Subgraph	92.74 \pm 0.55	93.88 \pm 0.45		79.79 \pm 0.26	61.08 \pm 0.14	53.86 \pm 0.39	92.74 \pm 0.47
	DropNode	92.49 \pm 0.36	93.86 \pm 0.73		80.02 \pm 0.32	61.97 \pm 0.22	53.81 \pm 0.12	92.51 \pm 0.43
	DropEdge	93.12 \pm 0.52	94.22 \pm 0.66		79.49 \pm 0.23	62.01 \pm 0.18	53.91 \pm 0.25	92.23 \pm 0.51
GCN-Virtual	No Aug (Baseline)	93.42 \pm 0.28	93.48 \pm 0.36	GGNN	81.94 \pm 0.18	62.63 \pm 0.29	54.88 \pm 0.12	94.56 \pm 0.52
	Refactor	93.56 \pm 0.36	93.53 \pm 0.47		81.12 \pm 0.49	62.75 \pm 0.21	54.92 \pm 0.23	94.73 \pm 0.56
	Manifold-Mixup	93.29 \pm 0.32	93.28 \pm 0.28		82.14 \pm 0.23	63.71 \pm 0.19	56.03 \pm 0.44	95.45 \pm 0.64
	Subgraph	92.25 \pm 0.22	93.84 \pm 0.19		81.13 \pm 0.27	62.65 \pm 0.15	54.69 \pm 0.25	94.68 \pm 0.59
	DropNode	93.21 \pm 0.42	93.85 \pm 0.35		82.09 \pm 0.31	62.59 \pm 0.27	55.26 \pm 0.29	94.36 \pm 0.67
	DropEdge	93.66 \pm 0.54	93.43 \pm 0.53		82.11 \pm 0.21	62.91 \pm 0.25	55.22 \pm 0.21	95.21 \pm 0.52
GIN-Virtual	No Aug (Baseline)	91.48 \pm 0.62	94.08 \pm 0.51	SAGE	80.05 \pm 0.19	62.34 \pm 0.16	52.43 \pm 0.15	93.16 \pm 0.65
	Refactor	92.34 \pm 0.56	94.12 \pm 0.46		80.04 \pm 0.32	62.36 \pm 0.29	52.48 \pm 0.31	92.83 \pm 0.67
	Manifold-Mixup	92.67 \pm 0.38	94.49 \pm 0.39		79.83 \pm 0.12	62.89 \pm 0.18	52.98 \pm 0.44	93.57 \pm 0.52
	Subgraph	92.75 \pm 0.11	94.21 \pm 0.21		79.64 \pm 0.24	62.98 \pm 0.13	52.14 \pm 0.39	93.13 \pm 0.76
	DropNode	92.32 \pm 0.51	93.76 \pm 0.26		80.11 \pm 0.22	61.77 \pm 0.19	52.81 \pm 0.43	93.24 \pm 0.47
	DropEdge	91.39 \pm 0.45	94.88 \pm 0.34		80.38 \pm 0.25	62.41 \pm 0.25	52.28 \pm 0.36	93.45 \pm 0.53

Table 4. Effectiveness of data augmentation methods w.r.t. test accuracy \uparrow (average \pm standard deviation, %) on original test data. **No Aug**: without data augmentation. The best results are highlighted in gray. The tested DNN models are CodeBERT and GraphCodeBERT.

Model	DA method	Java250	Python800	Refactory	CodRep1	GCJ	BigCloneBench
CodeBERT	No Aug (Baseline)	96.39 \pm 0.03	96.07 \pm 0.04	96.22 \pm 0.11	69.13 \pm 0.14	90.98 \pm 0.14	96.89 \pm 0.19
	WordMixup	96.31 \pm 0.04	96.23 \pm 0.03	96.16 \pm 0.12	69.02 \pm 0.16	91.34 \pm 0.24	-
	SenMixup	96.56 \pm 0.02	96.36 \pm 0.02	96.99 \pm 0.24	69.26 \pm 0.25	92.16 \pm 0.29	-
	Refactor	96.42 \pm 0.05	96.11 \pm 0.02	95.94 \pm 0.12	70.18 \pm 0.13	91.73 \pm 0.17	96.95 \pm 0.29
	SR	96.33 \pm 0.02	96.01 \pm 0.05	96.69 \pm 0.14	69.24 \pm 0.17	90.68 \pm 0.08	96.98 \pm 0.17
	RI	96.31 \pm 0.06	95.96 \pm 0.07	96.45 \pm 0.12	70.14 \pm 0.26	59.89 \pm 0.34	97.31 \pm 0.31
	RS	96.47 \pm 0.04	96.17 \pm 0.05	96.71 \pm 0.13	70.56 \pm 0.21	93.23 \pm 0.09	96.99 \pm 0.18
	RD	96.58 \pm 0.03	96.22 \pm 0.02	96.45 \pm 0.15	70.34 \pm 0.12	76.99 \pm 0.11	97.01 \pm 0.37
	BT	96.21 \pm 0.02	95.91 \pm 0.03	94.33 \pm 0.21	68.79 \pm 0.33	82.71 \pm 0.12	97.02 \pm 0.19
	No Aug (Baseline)	96.47 \pm 0.13	96.26 \pm 0.07	96.82 \pm 0.14	70.06 \pm 0.15	93.98 \pm 0.12	96.85 \pm 0.15
GraphCodeBERT	WordMixup	96.23 \pm 0.05	96.09 \pm 0.19	96.18 \pm 0.24	70.05 \pm 0.17	93.67 \pm 0.23	-
	SenMixup	96.52 \pm 0.09	96.22 \pm 0.14	96.46 \pm 0.21	70.45 \pm 0.23	94.51 \pm 0.09	-
	Refactor	96.56 \pm 0.12	96.28 \pm 0.11	95.51 \pm 0.26	70.11 \pm 0.37	91.73 \pm 0.14	97.08 \pm 0.21
	SR	96.54 \pm 0.11	96.06 \pm 0.21	95.54 \pm 0.28	69.86 \pm 0.29	89.47 \pm 0.19	97.09 \pm 0.16
	RI	96.58 \pm 0.04	96.32 \pm 0.24	94.56 \pm 0.31	70.22 \pm 0.19	80.45 \pm 0.23	97.32 \pm 0.36
	RS	96.49 \pm 0.02	96.92 \pm 0.16	97.91 \pm 0.19	70.34 \pm 0.21	94.74 \pm 0.12	97.52 \pm 0.11
	RD	96.69 \pm 0.21	96.24 \pm 0.13	96.51 \pm 0.18	70.42 \pm 0.33	91.73 \pm 0.21	97.18 \pm 0.28
	BT	96.55 \pm 0.18	96.31 \pm 0.09	95.98 \pm 0.32	69.59 \pm 0.36	80.45 \pm 0.24	97.12 \pm 0.18

0.31% accuracy improvement. For SeqofToken models, again, *SenMixup* outperforms *No Aug* in four (out of five) datasets with accuracy improvements by up to 8.74% and 3.61% on average, and *Refactor* with accuracy improvements by up to 4.53% and 2.52% on average. The results recommend that when using traditional DNN models (e.g., FNN, CNN) to solve code classification tasks, *SenMixup* is a better choice for training data augmentation.

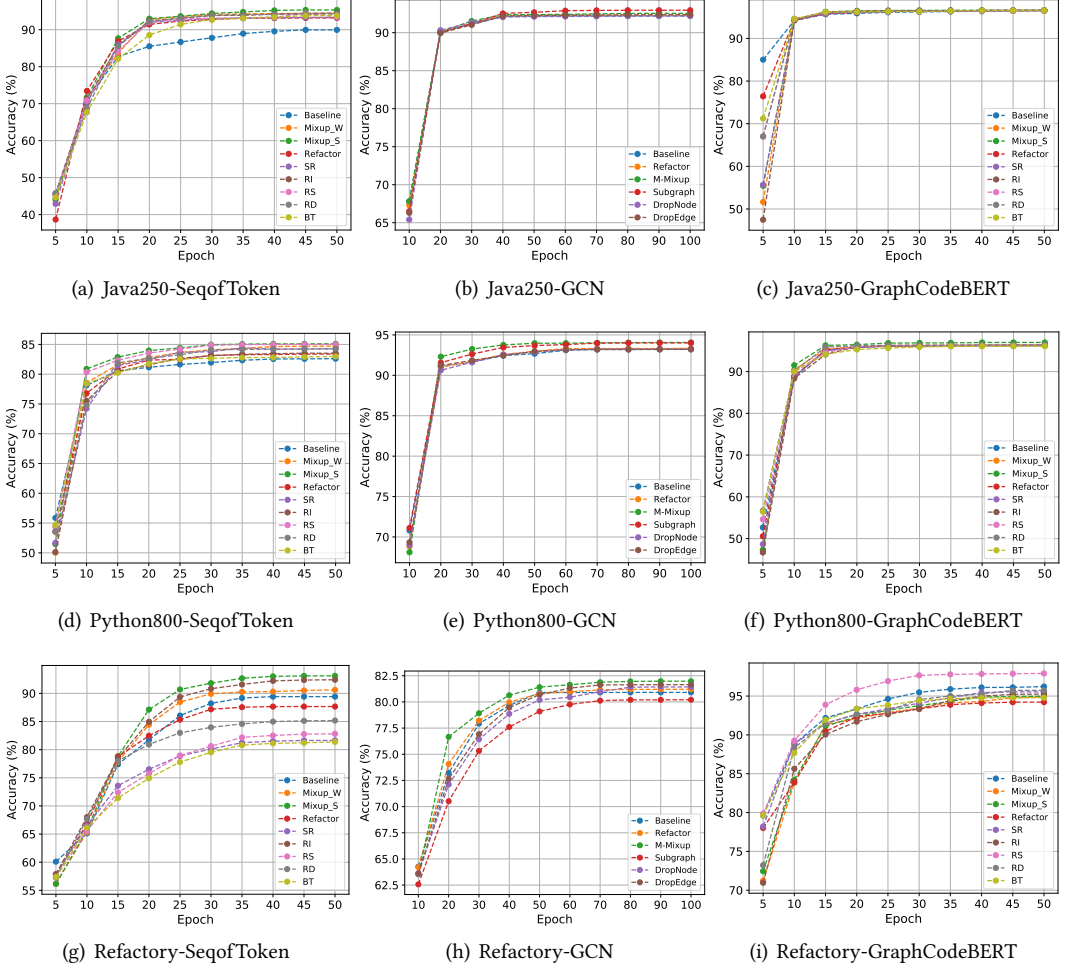


Fig. 5. Training log of models in Java250, Python800, and Refactory.

Table 3 presents the accuracy of GNNs on six datasets. For GCN, *Manifold-Mixup* shows the best performance in four (out of six) datasets with a maximum of 1.60% accuracy improvement and a 0.94% improvement on average compared to *No Aug.* Besides, compared to *Refactor*, *Manifold-Mixup* also brings an accuracy improvement by up to 1.53% and 0.90% on average. For GAT, GGNN, and SAGE, *Manifold-Mixup* still has outstanding ability in accuracy improvement since 9 out of 12 cases support this finding, where *Manifold-Mixup* defeats all other data augmentation methods for GGNN in four datasets. However, for GIN, GCN-Virtual, and GIN-Virtual, *DropEdge* achieves the best performance in three (out of six) cases, whereas *Manifold-Mixup* only has one case with the best accuracy improvement. In conclusion, these results suggest that *Manifold-Mixup* is the first choice for augmenting source code datasets when using GNN models to learn source code features since *Manifold-Mixup* has the best accuracy improvement in 14 (out of 24) cases compared to other techniques and brings a maximum 1.60% accuracy improvement in our experiments.

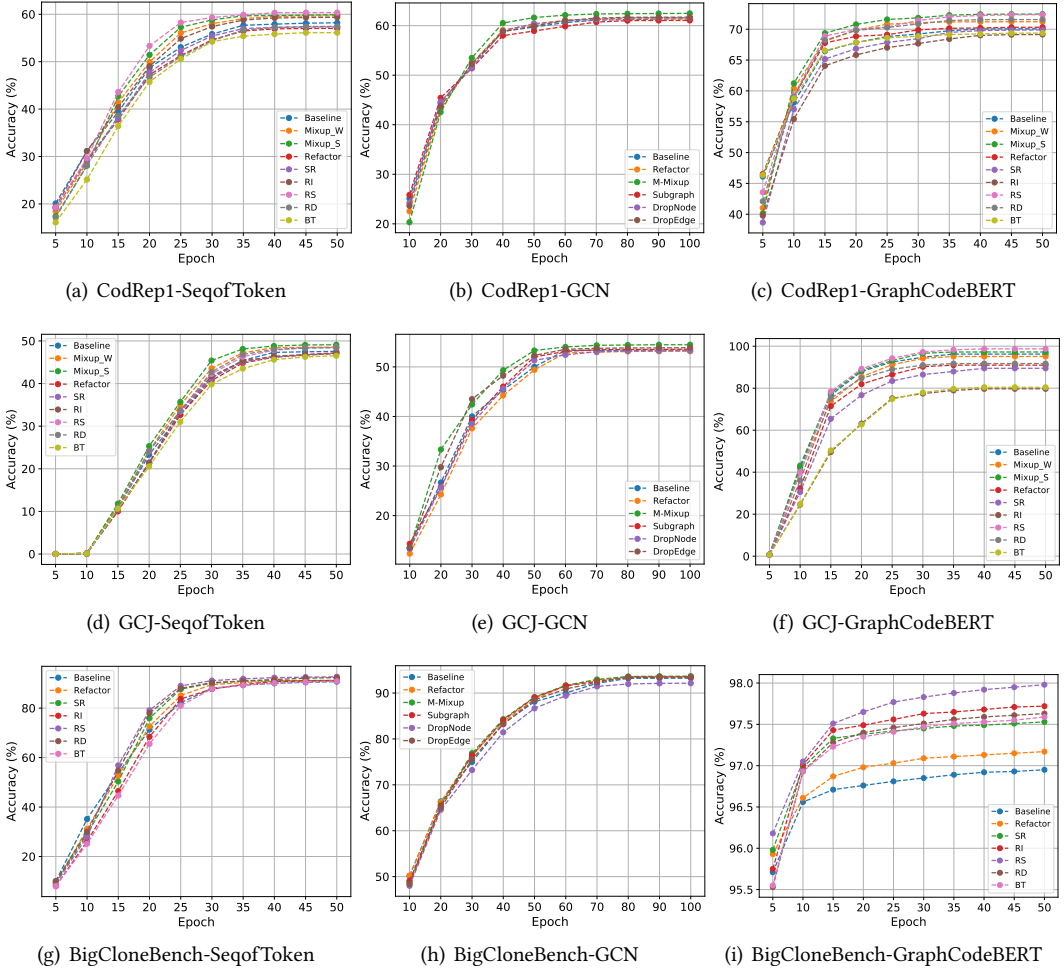


Fig. 6. Training log of models in CodRep1, GCJ, and BigCloneBench.

Table 4 presents the results of two pre-trained PL models. First of all, we observe that compared to the results of the above two types of models, *SenMixup* is not sufficient to improve the accuracy of pre-trained models (only a maximum of 0.77% accuracy improvement). By contrast, data augmentation methods that slightly break the syntax of source code, such as RS, are more effective and have a clear improvement (by up to 2.25%) compared to *No Aug*, and (by up to 3.01%) compared to *Refactor*. In GraphCodeBERT, where RS achieves the best accuracy improvement in four (out of six) datasets.

Then, we check the convergence speed of models using different data augmentation methods. Fig. 5 and Fig. 6 depict the training logs of SeqofToken, GCN, and GraphCodeBERT models. From the results, we find that 1) models have similar convergence speed regardless of the used data augmentation methods, e.g., for Java250-SeqofToken, after 20 epochs, models have no significant accuracy improvements (except BT). This finding reflects that the execution (computation budget) cost of model training is similar regardless of the used data augmentation method. 2) Similar

Table 5. ASR ↓ (%) on test data. **No Aug**: without data augmentation. The best results are highlighted in gray. The victim DNN models are CodeBERT and GraphCodeBERT.

Model	DA method	Java250		Python800		Reformatory		CodRep1		GCJ		BigCloneBench	
		MHM	ALERT	MHM	ALERT	MHM	ALERT	MHM	ALERT	MHM	ALERT	MHM	ALERT
CodeBERT	No Aug (Baseline)	40.85	53.46	42.63	58.32	35.21	42.51	42.18	55.32	33.33	56.11	9.67	24.52
	WordMixup	40.68	53.85	42.25	59.13	37.54	48.98	41.34	54.26	32.15	53.34	-	-
	SenMixup	38.13	51.19	40.53	56.45	32.24	41.13	38.31	53.29	29.27	52.56	-	-
	Refactor	38.34	52.23	41.42	55.78	38.89	48.78	41.45	58.77	35.54	52.89	8.58	18.34
	SR	41.64	54.51	43.83	60.82	39.78	53.85	43.76	56.98	35.48	52.69	12.49	26.03
	RI	43.45	55.87	45.55	61.21	38.64	45.34	40.01	54.44	40.79	65.79	8.29	30.02
	RS	39.21	51.09	40.98	59.22	39.02	46.78	38.28	53.21	28.23	52.42	13.53	30.27
	RD	38.79	52.11	39.69	55.66	29.54	40.91	39.07	54.13	35.64	55.45	9.51	30.11
	BT	41.98	53.19	46.32	62.63	63.63	69.69	48.66	59.11	40.37	55.96	11.34	26.36
	No Aug (Baseline)	23.14	42.53	30.56	46.73	23.12	30.33	30.23	41.34	31.21	56.01	4.11	12.11
GraphCodeBERT	WordMixup	23.12	42.44	29.53	45.89	22.19	28.32	28.56	40.44	31.67	56.45	-	-
	SenMixup	22.53	42.02	27.45	44.67	20.34	27.33	26.22	38.62	30.21	54.46	-	-
	Refactor	23.04	42.36	28.35	44.45	24.56	32.44	29.45	39.56	30.33	56.56	6.02	6.13
	SR	23.12	42.39	32.57	48.97	28.77	47.66	31.34	42.52	40.01	66.67	6.15	10.21
	RI	22.56	42.41	28.66	45.87	23.24	33.12	39.56	43.65	43.52	65.74	2.18	6.21
	RS	23.01	41.87	26.46	47.23	21.45	29.65	26.16	38.32	30.16	54.76	6.08	12.05
	RD	22.78	41.98	33.97	43.66	20.21	27.31	28.54	40.25	31.71	60.98	6.16	8.25
	BT	22.89	42.42	26.86	45.32	35.99	46.33	33.56	42.76	41.67	62.96	8.21	14.21

to findings that come from analyzing the final accuracy of models, there are two methods that have clearly better performance than others, *SenMixup* and *RS*. This indicates that, with limited computation budgets, these two methods are also recommended for practical use.

Answer to RQ1: Data augmentation methods that linearly mix the code embedding, especially *SenMixup*, are effective in enhancing model performance with up to 8.74% accuracy improvement compared to the case without using data augmentation and up to 6.63% accuracy improvement compared to *Refactor*. Surprisingly, the data augmentation method that randomly swaps two statements and slightly breaks the syntax rules achieves the best results in pre-trained PL models with up to 2.25% accuracy improvement.

6.2 RQ2: Can existing data augmentation methods produce robust code models?

Adversarial robustness reflects how models handle the data with noise, which is an important characteristic that should be evaluated by the models. Table 5 presents the attack success rate of two state-of-the-art attack methods on our trained models. First, the results demonstrate that data augmentation can not always enhance the robustness of models. Compared to the *No Aug* models, only four out of eight models trained by using data augmentation have higher robustness. This phenomenon is consistent with the conclusion drawn by previous work [77] that simply increasing the training data is not sufficient for improving the robustness of code models. Also importantly, in some cases, although data augmentation can help train a more robust model, the robustness improvement is insignificant, e.g., the greatest improvement is 5.98% (GraphCodeBERT-Refactor-BigCloneBench-ALERT).

Then, we compare each data augmentation method. In CodeBERT, *RS* performs the best and has a relatively better robustness improvement in five (out of 12) cases, and reduces ASR by up to 5.10% under MHM attack and 3.69% under ALERT attack compared to *No Aug*. Besides, the second best one, *RD* reduces ASR by up to 5.67% in MHM and 2.66% in ALERT compared to *No Aug*. In GraphCodeBERT, *RS* still is the best choice for robustness improvement in five (out of 12) cases, which deduces ASR by up to 4.10% in MHM and 3.02% in ALERT compared to *No Aug*. Interestingly, based on pre-trained PL models, compared to *Refactor*, methods like *RS* that could slightly break the syntax of programs can produce more accurate and robust code models to solve downstream tasks.

This finding can inspire future research that, when proposing new data augmentation methods, it is unnecessary to follow the program constraint to design the method. Finally, moving to tasks, based on the results, we recommend using *RS* to augment the training data when applying pre-trained PL models to source code learning because it has the best ability of robustness improvement in three (out of four) tasks.

Answer to RQ2: Data augmentation has limited benefits in improving the adversarial robustness of code models, i.e., there is no method that can always improve the robustness of models across different datasets and models compared to not using data augmentation. Among these methods, *RS* is the relatively best one that produces the most robust models in 10 (out of 26) cases with a maximum ASR reduction of 5.67% compared to the case without using data augmentation. However, the syntax-preserved method *Refactor* only achieves the best in two cases.

6.3 RQ3: How does data volume affect the effectiveness of data augmentation methods?

Data augmentation methods are used to enrich the size and also the diversity of training data, especially in the scenario – lack of labeled training data. Therefore, it is necessary to explore whether data augmentation methods can be still effective in improving both the accuracy and robustness of DNN models when there is only a small size of training data. In this part, we keep only 10%, 5%, 3%, and 1% of training data (for the authorship attribution task, we keep 10% and 50% of training data since the size of original training data is relatively small, i.e., 528) and repeat the experiments conducted in Section 6.1 and Section 6.2. We choose two mainstream pre-trained PL models for our study.

Accuracy analysis. Table 6, Table 7, and the upper part of Table 8 present the results of clean accuracy. For problem classification tasks (Java250 and Python800), we can see that only in one case, CodeBERT (1%), data augmentation can improve the accuracy significantly (by up to 12.92% accuracy improvement). A similar phenomenon also happens in the clone detection task, we can see that only in GraphCodeBERT (5%), one data augmentation method (*BT*) has a huge positive impact on the performance of the model. In contrast, for bug detection and author attribution tasks, there is a method (*SenMixup*) that can always significantly improve the accuracy of models with a margin from 0.31% to 12.92%. In conclusion, *SenMixup* is still the recommended method that has the best results in 20 (out of 36) cases. Interestingly, two noising-based methods, *SR* and *RI*, that perform well when using the entire training data fail to produce accurate models after reducing the size of the training data. For example, in CodeBERT (1%), *SR*- and *RI*-produced models only have 37.06% and 27.03% accuracy, while the baseline method (*No Aug*) has 49.62%.

Convergence speed analysis. Then, we check the convergence speed of models using different data augmentation methods. Fig. 7 represents the training logs of CodeBERT (10%) and GraphCodeBERT (10%) models. From the results, we can see that 1) when data augmentation methods are used, the convergence speed of models is easily affected by a drop in the data scale. For instance, compared to the results of model training using the entire dataset, after 10 epochs, GCJ-CodeBERT has more significant accuracy improvement with data augmentation methods, i.e., *RS*, *SenMixup*, and *WordMixup*. Surprisingly, for Refactory-CodeBERT, the model training using *SenMixup* and *WordMixup* brings almost 70.00% significant accuracy improvement at 5th epoch compared to other data augmentation methods as well as *No Aug*. Besides, we can find all data augmentation methods effectively improve the performance of accuracy in BigCloneBench-CodeBERT compared to *No*

Table 6. Effectiveness of data augmentation methods w.r.t. test accuracy \uparrow (average \pm standard deviation, %) on original test data. **No Aug**: without data augmentation. The best results are highlighted in gray. The tested DNN model is CodeBERT. Particularly, the training data volume drops to 10%, 5%, 3%, and 1% of the original, respectively.

Model	DA method	Java250	Python800	Refactory	CodRep1	BigCloneBench
CodeBERT (10%)	No Aug (Baseline)	92.28 \pm 0.03	92.66 \pm 0.09	82.51 \pm 0.18	57.12 \pm 0.11	96.58 \pm 0.15
	WordMix	91.33 \pm 0.04	93.09 \pm 0.02	83.89 \pm 0.13	58.43 \pm 0.21	-
	SenMixup	92.52 \pm 0.07	93.62 \pm 0.04	85.83 \pm 0.12	58.22 \pm 0.12	-
	Refactor	92.36 \pm 0.05	92.48 \pm 0.06	85.58 \pm 0.17	56.21 \pm 0.11	96.72 \pm 0.33
	SR	92.09 \pm 0.06	92.28 \pm 0.08	81.81 \pm 0.13	55.67 \pm 0.15	96.89 \pm 0.27
	RI	91.91 \pm 0.02	92.12 \pm 0.06	79.67 \pm 0.15	57.68 \pm 0.12	96.81 \pm 0.19
	RS	92.39 \pm 0.06	92.69 \pm 0.04	85.82 \pm 0.19	58.44 \pm 0.16	97.06 \pm 0.18
	RD	92.41 \pm 0.09	92.55 \pm 0.08	84.87 \pm 0.14	57.87 \pm 0.13	96.66 \pm 0.21
	BT	91.01 \pm 0.02	92.53 \pm 0.07	87.23 \pm 0.16	56.61 \pm 0.14	96.93 \pm 0.15
CodeBERT (5%)	No Aug (Baseline)	88.37 \pm 0.13	89.76 \pm 0.12	81.32 \pm 0.26	51.04 \pm 0.22	79.24 \pm 0.51
	WordMix	88.52 \pm 0.27	89.89 \pm 0.26	87.43 \pm 0.25	52.21 \pm 0.32	-
	SenMixup	88.14 \pm 0.18	89.64 \pm 0.37	88.89 \pm 0.28	53.33 \pm 0.28	-
	Refactor	87.94 \pm 0.15	89.39 \pm 0.15	76.83 \pm 0.35	51.98 \pm 0.37	78.99 \pm 0.55
	SR	86.14 \pm 0.12	88.85 \pm 0.28	84.41 \pm 0.24	51.67 \pm 0.23	78.58 \pm 0.69
	RI	85.77 \pm 0.14	88.61 \pm 0.37	79.91 \pm 0.43	51.01 \pm 0.22	79.02 \pm 0.25
	RS	88.55 \pm 0.16	89.52 \pm 0.29	87.23 \pm 0.27	53.05 \pm 0.23	80.02 \pm 0.65
	RD	88.75 \pm 0.15	89.82 \pm 0.48	77.31 \pm 0.16	52.02 \pm 0.35	80.06 \pm 0.86
	BT	85.18 \pm 0.13	89.69 \pm 0.23	90.07 \pm 0.22	53.11 \pm 0.23	80.04 \pm 0.45
CodeBERT (3%)	No Aug (Baseline)	78.15 \pm 0.13	82.39 \pm 0.14	75.89 \pm 0.23	44.12 \pm 0.16	78.67 \pm 0.44
	WordMix	78.89 \pm 0.25	82.57 \pm 0.35	87.33 \pm 0.32	48.09 \pm 0.21	-
	SenMixup	79.19 \pm 0.12	82.84 \pm 0.49	88.81 \pm 0.43	49.88 \pm 0.26	-
	Refactor	74.62 \pm 0.15	81.43 \pm 0.39	86.29 \pm 0.36	45.98 \pm 0.22	79.53 \pm 0.89
	SR	75.03 \pm 0.12	80.54 \pm 0.26	84.41 \pm 0.39	44.67 \pm 0.21	79.54 \pm 0.67
	RI	73.05 \pm 0.14	79.65 \pm 0.47	87.71 \pm 0.44	45.97 \pm 0.22	79.39 \pm 0.39
	RS	77.59 \pm 0.11	82.01 \pm 0.36	81.81 \pm 0.31	44.41 \pm 0.25	79.77 \pm 0.22
	RD	78.18 \pm 0.12	82.42 \pm 0.29	76.12 \pm 0.24	44.19 \pm 0.21	79.19 \pm 0.39
CodeBERT (1%)	BT	73.01 \pm 0.16	82.22 \pm 0.34	88.65 \pm 0.33	49.76 \pm 0.33	79.67 \pm 0.37
	No Aug (Baseline)	49.62 \pm 0.14	44.48 \pm 0.38	76.83 \pm 0.21	42.19 \pm 0.06	72.02 \pm 0.65
	WordMix	53.21 \pm 0.26	54.65 \pm 0.61	87.11 \pm 0.44	46.56 \pm 0.24	-
	SenMixup	55.26 \pm 0.28	56.17 \pm 0.69	88.12 \pm 0.41	48.89 \pm 0.32	-
	Refactor	34.59 \pm 0.26	33.67 \pm 0.56	72.11 \pm 0.53	44.21 \pm 0.31	72.03 \pm 0.69
	SR	37.06 \pm 0.35	33.06 \pm 0.57	82.74 \pm 0.43	34.08 \pm 0.43	73.43 \pm 0.88
	RI	27.03 \pm 0.49	29.46 \pm 0.42	88.18 \pm 0.54	31.65 \pm 0.55	72.67 \pm 0.16
	RS	49.53 \pm 0.38	43.06 \pm 0.48	82.98 \pm 0.52	43.43 \pm 0.58	72.51 \pm 0.38
	RD	49.78 \pm 0.33	44.67 \pm 0.33	76.84 \pm 0.44	43.14 \pm 0.64	72.47 \pm 0.89
	BT	36.68 \pm 0.28	44.75 \pm 0.69	88.42 \pm 0.55	48.64 \pm 0.42	72.55 \pm 0.59

Aug after 20 epochs. This finding reflects that the smaller the training data, the more effective the data augmentation. This can be beneficial for us to select more effective data augmentation methods to reduce the time (computation budget) cost of models when the training data is in a very limited situation. 2) Compared to other data augmentation methods, models training using linear interpolation methods including *SenMixup* and *WordMixup* require more epochs to reach convergence, e.g., for GCJ-GraphCodeBERT, most data augmentation methods bring limited accuracy improvement after 30 epochs (except *SenMixup*). This phenomenon is similar to the findings in [80, 81], which reveals that data augmentation methods that strongly increase the complexity of training data require more epochs to converge.

Robustness analysis. The lower part of Table 8, Table 9, and Table 10 depict the results of the attack success rate of MHM and ALERT attack on two pre-trained PL models. For the authorship attribution task (GCJ), we can find that although *SenMixup* is the best data augmentation method that improves the accuracy of pre-trained models, it brings limited improvements in terms of robustness (e.g. 0.55% ASR reduction in GraphCodeBERT (50%) under ALERT attack). In contrast, the data augmentation method that slightly alters the syntactic structure, especially *RI*, can effectively improve the performance of robustness. For instance, *RI* reduces ASR by up to 38.47% in CodeBERT

Table 7. Effectiveness of data augmentation methods w.r.t. test accuracy \uparrow (average \pm standard deviation, %) on original test data. **No Aug**: without data augmentation. The best results are highlighted in gray. The tested DNN model is GraphCodeBERT. Particularly, the training data volume drops to 10%, 5%, 3%, and 1% of the original, respectively.

Model	DA method	Java250	Python800	Refactory	CodRep1	BigCloneBench
GraphCodeBERT (10%)	No Aug (Baseline)	93.09 \pm 0.12	93.33 \pm 0.08	87.94 \pm 0.12	58.34 \pm 0.19	96.31 \pm 0.32
	WordMix	93.25 \pm 0.19	93.39 \pm 0.24	88.02 \pm 0.21	57.86 \pm 0.32	-
	SenMixup	93.41 \pm 0.16	93.44 \pm 0.18	88.25 \pm 0.15	59.67 \pm 0.36	-
	Refactor	93.11 \pm 0.24	93.35 \pm 0.21	84.87 \pm 0.34	58.04 \pm 0.24	96.35 \pm 0.28
	SR	92.79 \pm 0.11	92.98 \pm 0.63	81.14 \pm 0.29	57.78 \pm 0.31	96.39 \pm 0.43
	RI	92.51 \pm 0.22	92.32 \pm 0.52	78.87 \pm 0.45	56.34 \pm 0.26	96.99 \pm 0.33
	RS	92.91 \pm 0.25	93.41 \pm 0.69	88.34 \pm 0.26	59.33 \pm 0.36	95.95 \pm 0.52
	RD	92.84 \pm 0.21	92.93 \pm 0.34	88.75 \pm 0.21	59.84 \pm 0.45	95.79 \pm 0.25
GraphCodeBERT (5%)	BT	92.86 \pm 0.08	93.45 \pm 0.53	89.18 \pm 0.14	59.35 \pm 0.21	95.68 \pm 0.21
	No Aug (Baseline)	91.03 \pm 0.07	90.87 \pm 0.13	77.31 \pm 0.13	55.53 \pm 0.21	77.38 \pm 0.29
	WordMix	90.84 \pm 0.14	90.65 \pm 0.21	79.03 \pm 0.34	57.23 \pm 0.37	-
	SenMixup	91.22 \pm 0.11	90.92 \pm 0.29	80.12 \pm 0.29	58.94 \pm 0.32	-
	Refactor	90.09 \pm 0.18	90.83 \pm 0.19	77.78 \pm 0.27	53.44 \pm 0.39	77.46 \pm 0.39
	SR	90.26 \pm 0.23	90.53 \pm 0.23	76.31 \pm 0.34	56.32 \pm 0.34	73.98 \pm 0.23
	RI	89.41 \pm 0.12	90.88 \pm 0.45	78.23 \pm 0.23	55.34 \pm 0.25	76.62 \pm 0.15
	RS	90.91 \pm 0.24	91.08 \pm 0.51	80.21 \pm 0.25	58.76 \pm 0.47	77.51 \pm 0.42
GraphCodeBERT (3%)	RD	90.84 \pm 0.09	91.03 \pm 0.35	77.98 \pm 0.33	58.54 \pm 0.25	77.49 \pm 0.32
	BT	91.04 \pm 0.23	90.89 \pm 0.67	81.85 \pm 0.38	55.66 \pm 0.34	81.28 \pm 0.26
	No Aug (Baseline)	84.61 \pm 0.15	84.56 \pm 0.09	78.96 \pm 0.19	44.35 \pm 0.24	76.62 \pm 0.36
	WordMix	84.64 \pm 0.25	84.97 \pm 0.21	79.01 \pm 0.23	46.12 \pm 0.21	-
	SenMixup	85.26 \pm 0.21	85.39 \pm 0.14	79.45 \pm 0.11	46.78 \pm 0.19	-
	Refactor	83.31 \pm 0.09	83.64 \pm 0.23	71.63 \pm 0.31	42.12 \pm 0.13	75.65 \pm 0.52
	SR	82.63 \pm 0.27	82.48 \pm 0.62	68.09 \pm 0.24	44.03 \pm 0.35	70.98 \pm 0.42
	RI	80.58 \pm 0.24	80.42 \pm 0.57	72.34 \pm 0.35	42.89 \pm 0.34	74.28 \pm 0.31
GraphCodeBERT (1%)	RS	85.16 \pm 0.13	84.87 \pm 0.63	71.69 \pm 0.24	46.34 \pm 0.45	76.92 \pm 0.25
	RD	85.35 \pm 0.11	85.42 \pm 0.46	80.61 \pm 0.11	45.45 \pm 0.47	76.77 \pm 0.21
	BT	84.75 \pm 0.04	85.74 \pm 0.74	76.67 \pm 0.36	43.42 \pm 0.56	74.35 \pm 0.56
	No Aug (Baseline)	57.33 \pm 0.14	51.52 \pm 0.06	65.25 \pm 0.13	41.23 \pm 0.17	72.51 \pm 0.41
	WordMix	57.86 \pm 0.19	51.14 \pm 0.16	68.13 \pm 0.29	44.87 \pm 0.27	-
	SenMixup	57.13 \pm 0.12	52.04 \pm 0.11	69.21 \pm 0.23	45.67 \pm 0.31	-
	Refactor	49.29 \pm 0.25	40.09 \pm 0.13	64.57 \pm 0.36	41.11 \pm 0.12	69.48 \pm 0.47
	SR	38.49 \pm 0.23	34.56 \pm 0.29	47.05 \pm 0.31	36.87 \pm 0.23	65.12 \pm 0.26
GraphCodeBERT (1%)	RI	32.79 \pm 0.32	35.99 \pm 0.26	44.21 \pm 0.24	38.22 \pm 0.34	66.47 \pm 0.32
	RS	56.46 \pm 0.24	51.26 \pm 0.31	66.45 \pm 0.25	45.09 \pm 0.53	72.53 \pm 0.26
	RD	57.59 \pm 0.25	50.67 \pm 0.33	65.76 \pm 0.26	39.14 \pm 0.36	71.98 \pm 0.55
	BT	57.21 \pm 0.21	51.03 \pm 0.25	55.32 \pm 0.11	44.64 \pm 0.42	67.85 \pm 0.58

Table 8. Effectiveness of data augmentation methods w.r.t. test accuracy \uparrow (average \pm standard deviation, %) and ASR \downarrow (%) on test data. **No Aug**: without data augmentation. The tested dataset is GCJ. Particularly, the training data volume drops to 50% and 10% of the original, respectively.

Model	DA method	GCJ	Model	GCJ	Model	GCJ	Model	GCJ				
Test Accuracy												
CodeBERT (50%)	No Aug (Baseline)	86.47 \pm 0.15	CodeBERT (10%)	40.69 \pm 0.11	GraphCodeBERT (50%)	86.47 \pm 0.13	GraphCodeBERT (10%)	17.29 \pm 0.19				
	WordMix	84.21 \pm 0.23		42.14 \pm 2.01		85.87 \pm 0.31		18.23 \pm 0.24				
	SenMixup	86.98 \pm 0.31		44.51 \pm 1.31		86.92 \pm 0.22		20.56 \pm 0.12				
	Refactor	78.21 \pm 0.17		31.58 \pm 0.21		70.68 \pm 0.27		13.53 \pm 0.28				
	SR	57.89 \pm 0.09		7.52 \pm 0.15		52.88 \pm 0.12		9.77 \pm 0.24				
	RI	22.56 \pm 0.15		3.76 \pm 0.13		23.56 \pm 0.26		3.01 \pm 0.25				
	RS	86.98 \pm 0.19		41.67 \pm 0.17		88.22 \pm 0.11		18.54 \pm 0.21				
	RD	55.64 \pm 0.14		12.78 \pm 0.24		82.23 \pm 0.16		15.04 \pm 0.14				
BT	69.17 \pm 0.06	23.32 \pm 0.27	60.15 \pm 0.19	11.28 \pm 0.27								
Robustness												
CodeBERT (50%)		MHM	ALERT		MHM	ALERT		MHM	ALERT			
	No Aug (Baseline)	28.07	52.63	CodeBERT (10%)	58.49	69.81	GraphCodeBERT (50%)	44.83	68.11	GraphCodeBERT (10%)	54.55	72.73
	WordMix	36.03	54.95		52.98	63.56		48.87	76.12		45.78	52.34
	SenMixup	27.87	49.55		51.45	61.11		43.76	67.56		44.87	51.45
	Refactor	33.01	60.19		58.54	75.61		51.58	71.58		44.44	66.67
	SR	39.47	64.47		70.01	70.01		58.57	82.86		69.23	84.62
	RI	37.93	48.28		20.02	60.01		67.74	80.65		50.01	50.01
	RS	27.49	50.01		60.38	71.69		45.69	73.28		54.54	72.72
	RD	43.84	60.27		41.18	41.18		50.01	77.27		55.01	85.01
BT	36.26	60.44	61.29		67.74	47.51		75.01	60.01		86.67	

Table 9. Effectiveness of data augmentation methods w.r.t. ASR ↓ (%) on test data. **No Aug**: without data augmentation. The best results are highlighted in gray. The victim DNN model is CodeBERT. Particularly, the training data volume drops to 10%, 5%, 3%, and 1% of the original, respectively.

Model	DA method	Java250		Python800		Refactory		CodRep1		BigCloneBench	
		MHM	ALERT	MHM	ALERT	MHM	ALERT	MHM	ALERT	MHM	ALERT
CodeBERT (10%)	No Aug (Baseline)	25.69	39.79	38.63	53.63	36.37	54.54	44.56	59.65	15.56	26.33
	WordMix	25.12	39.81	39.12	55.42	32.56	47.63	41.22	60.43	-	-
	SenMixup	26.89	37.96	36.44	50.53	28.87	39.43	40.45	53.42	-	-
	Refactor	25.11	38.57	37.19	52.65	39.13	52.17	42.56	63.22	15.02	26.14
	SR	26.32	43.42	40.52	54.62	52.17	47.83	45.67	65.34	17.33	34.42
	RI	28.76	44.98	43.45	56.88	65.38	73.08	42.87	55.67	20.52	28.35
	RS	25.02	38.83	38.13	51.47	60.12	70.01	46.74	54.68	16.92	28.06
	RD	24.96	38.78	42.52	55.11	38.09	42.86	39.87	56.45	14.87	24.26
	BT	29.76	39.65	44.73	52.12	30.76	46.15	48.98	64.33	14.81	30.38
CodeBERT (5%)	No Aug (Baseline)	34.74	53.59	45.64	64.21	47.83	56.52	50.87	64.33	17.27	28.76
	WordMix	34.32	53.42	43.21	58.17	39.62	58.11	52.55	63.22	-	-
	SenMixup	33.52	53.15	46.32	59.63	33.78	50.53	45.33	61.45	-	-
	Refactor	34.45	53.35	47.33	66.56	48.83	58.82	49.56	63.44	19.67	28.57
	SR	36.98	54.09	48.52	68.32	35.87	43.45	48.33	63.28	22.74	43.59
	RI	39.46	57.87	49.11	67.21	55.33	59.67	58.51	70.24	24.42	53.66
	RS	33.13	53.39	46.23	65.34	46.56	51.41	47.22	62.45	18.68	30.95
	RD	32.39	53.34	42.16	56.86	42.83	53.51	57.45	62.57	16.46	27.91
	BT	40.87	59.76	46.44	68.31	50.01	52.42	46.56	61.78	18.32	28.15
CodeBERT (3%)	No Aug (Baseline)	45.01	62.78	50.33	69.52	56.32	68.56	56.33	75.21	22.45	48.41
	WordMix	41.67	55.32	48.45	66.83	55.32	74.69	55.23	74.31	-	-
	SenMixup	40.32	49.67	47.86	65.21	53.55	67.44	51.32	72.33	-	-
	Refactor	41.25	45.53	51.91	70.21	62.56	66.43	60.53	74.43	10.87	19.51
	SR	46.45	68.72	53.21	73.53	62.87	75.44	61.33	78.65	13.64	23.68
	RI	49.82	70.44	55.32	75.32	54.11	65.88	52.17	74.45	24.76	38.09
	RS	45.88	61.45	50.16	71.21	55.32	66.21	53.76	81.53	10.63	19.05
	RD	44.78	61.75	45.72	64.33	54.34	64.42	62.42	74.53	22.15	43.91
	BT	51.38	72.87	51.35	73.26	54.88	72.67	51.44	73.45	23.87	35.62
CodeBERT (1%)	No Aug (Baseline)	80.23	82.34	86.98	90.11	70.44	83.65	65.97	80.73	10.41	22.78
	WordMix	76.72	79.32	73.45	88.21	69.11	78.31	65.53	78.56	-	-
	SenMixup	75.26	77.32	69.77	85.44	68.32	76.33	64.86	76.45	-	-
	Refactor	82.59	86.63	88.34	92.38	72.23	79.42	65.69	86.34	10.93	22.94
	SR	82.36	86.55	91.44	93.43	78.33	94.42	70.94	88.45	9.81	38.42
	RI	84.52	87.11	89.87	96.47	67.25	91.31	72.32	91.56	22.36	38.26
	RS	75.45	82.42	82.56	87.43	69.56	78.43	66.34	79.45	10.14	36.67
	RD	73.37	76.43	78.32	88.87	77.38	87.42	65.67	80.45	10.33	21.85
	BT	82.22	86.23	81.34	89.22	65.32	77.42	64.56	77.33	21.47	35.89

(50%) under MHM attack as well as 28.63% in CodeBERT (50%) under ALERT attack compared to *No Aug*. For program classification tasks (Java250 and Python800), we observe that as the size of data decreases from 10% to 1%, the magnitude of robustness improvement brought by data augmentation methods becomes larger, e.g., a maximum reduction in ASR from 2.19% (CodeBERT (10%)) to 17.21% (CodeBERT (1%)) under MHM attack. For the clone detection task, interestingly, most data augmentation methods that slightly change the code structure (except *RS* and *RD*) do not work on the robustness improvement at smaller data scales (CodeBERT (1%) and GraphCodeBERT (1%)). The bug detection task Refactory also has a similar phenomenon. In conclusion, we recommend *SenMixup* as the best data augmentation method used for improving the robustness of pre-trained PL models since it has the best results in 36 (out of 72) cases. Besides, the noising-based data augmentation method *BT*, which fails to produce the best robust models when using the entire training dataset, brings the greatest ASR reduction (i.e., 10.17% in GraphCodeBERT (10%) under ALERT attack) in the experiment using GraphCodeBERT with four different data scales.

Answer to RQ3: The selection of data augmentation methods becomes especially important when training data is scarce. Specifically, *SenMixup* is the best choice which outperforms *No Aug* by up to 11.69% in CodeBERT and 4.44% in GraphCodeBERT in terms of clean accuracy. However, the syntax-preserved method *Refactor* performs surprisingly worse, e.g., in 19 (out of 24) cases, *Refactor* harms the clean accuracy of models compared to no using data augmentation. Considering the robustness, *RI* can produce a model with up to 38.47% higher robustness than models trained without data augmentation.

Table 10. Effectiveness of data augmentation methods w.r.t. ASR \downarrow (%) on test data. **No Aug**: without data augmentation. The best results are highlighted in gray. The victim DNN model is GraphCodeBERT. Particularly, the training data volume drops to 10%, 5%, 3%, and 1% of the original, respectively.

Model	DA method	Java250		Python800		Refactory		CodRep1		BigCloneBench	
		MHM	ALERT	MHM	ALERT	MHM	ALERT	MHM	ALERT	MHM	ALERT
GraphCodeBERT (10%)	No Aug (Baseline)	23.52	35.89	32.44	48.23	25.67	43.64	32.86	47.67	2.04	12.25
	WordMix	22.35	35.97	33.11	47.26	28.45	42.03	33.54	46.98	-	-
	SenMixup	21.45	33.54	31.21	45.66	24.22	41.32	27.34	43.76	-	-
	Refactor	21.89	34.42	30.45	43.37	28.42	45.21	33.55	51.43	6.12	10.21
	SR	27.53	38.53	34.21	49.54	29.56	49.56	35.87	53.98	1.21	4.08
	RI	25.67	39.68	36.33	51.67	28.33	51.63	39.56	56.56	4.08	12.24
	RS	23.35	35.56	28.65	46.57	24.52	48.87	30.88	44.87	2.01	12.21
	RD	24.88	34.13	31.35	42.64	22.56	42.34	31.65	41.49	6.12	12.18
	BT	23.24	36.85	27.32	41.45	21.36	40.88	31.98	43.82	2.02	2.08
GraphCodeBERT (5%)	No Aug (Baseline)	29.32	41.63	37.33	51.35	31.45	46.35	40.56	54.45	11.91	21.42
	WordMix	30.58	41.45	36.64	50.42	32.56	45.32	37.87	52.45	-	-
	SenMixup	26.53	37.41	35.32	51.03	27.24	43.67	33.56	48.56	-	-
	Refactor	27.88	38.63	35.01	52.44	29.55	45.22	49.42	61.74	12.19	29.26
	SR	33.02	45.22	39.78	53.46	33.22	48.87	38.56	52.98	17.51	35.12
	RI	33.54	46.89	36.24	50.21	29.76	45.16	46.31	58.57	20.13	37.51
	RS	31.26	43.32	35.12	47.56	30.75	45.53	34.87	49.75	9.52	28.58
	RD	32.53	43.13	33.56	45.89	32.45	49.61	35.76	51.76	14.29	20.19
	BT	28.98	40.35	36.42	48.54	25.13	40.33	38.85	53.66	12.86	28.58
GraphCodeBERT (3%)	No Aug (Baseline)	32.76	46.24	42.21	60.12	48.73	64.32	51.67	64.87	22.51	53.49
	WordMix	32.56	45.56	40.45	61.53	42.56	63.97	49.98	62.56	-	-
	SenMixup	30.45	43.24	39.45	58.98	39.33	63.23	48.98	60.45	-	-
	Refactor	34.67	47.53	43.74	62.56	53.74	62.93	56.87	71.43	23.81	54.76
	SR	36.43	49.53	46.32	64.34	51.43	68.32	50.32	68.32	29.27	51.21
	RI	38.42	50.56	45.63	66.87	55.21	69.33	55.63	70.32	17.07	48.78
	RS	31.34	43.65	39.63	59.53	45.32	68.43	49.33	61.21	34.88	53.13
	RD	28.65	42.78	37.45	57.47	42.87	60.85	51.43	63.21	27.91	52.81
	BT	31.64	44.83	38.98	59.24	51.33	62.11	53.65	63.33	22.41	42.51
GraphCodeBERT (1%)	No Aug (Baseline)	65.35	70.23	68.11	80.66	61.56	76.02	64.33	75.08	30.15	47.51
	WordMix	64.32	68.42	69.32	81.23	62.32	72.42	62.21	72.42	-	-
	SenMixup	62.11	65.56	66.34	78.54	57.33	70.42	59.44	70.32	-	-
	Refactor	69.43	75.32	72.01	82.56	63.31	80.32	68.56	74.98	26.32	52.63
	SR	73.21	76.98	75.43	88.64	77.45	83.97	81.53	95.76	32.35	67.65
	RI	75.22	81.32	73.11	86.75	73.86	87.33	74.54	91.35	58.82	73.52
	RS	65.74	69.45	67.09	78.46	58.41	73.76	60.32	71.53	26.15	44.73
	RD	63.98	66.36	69.35	83.34	53.35	72.68	73.31	88.42	25.64	48.72
	BT	64.44	73.21	67.24	79.69	70.56	79.56	62.42	74.86	45.95	81.08

7 DISCUSSION

7.1 Is It Necessary to Use Data Augmentation in Source Code Learning?

First, the most important question is whether it is necessary to use data augmentation when preparing code models. From our empirical study, the answer is yes. In the case of using a suitable data augmentation method, e.g., *SenMixup*, the trained models have higher accuracy (by up to 12.92%) and robustness (by up to 21.28%) than the models without using data augmentation. However, the results also demonstrate that when using pre-trained PL models, though data augmentation can still improve the performance of the model, the improvement is not significant compared to the case without pre-trained PL embeddings. The reason could be that, essentially, pre-training already plays the role of data augmentation that enhances the whole process of model training, and consequently, other data augmentation techniques become not as useful as they are in the cases without pre-training. An in-depth analysis of this phenomenon will be an interesting future research direction.

7.2 Is It Necessary to Keep Syntax Rules in Data Augmentation for Source Code Learning?

The previous research has shown that, for natural language, although the semantics of text data is sensitive to their syntactic change, it could remain readable to humans [63] and valid as additional training data if the change happens within a limited range that does not break the original relations between the text data and their labels. Indeed, that is why noising-based data augmentation methods, such as RI and RS (see Section 3.1), are still very useful in NLP, as shown by the recent study [40].

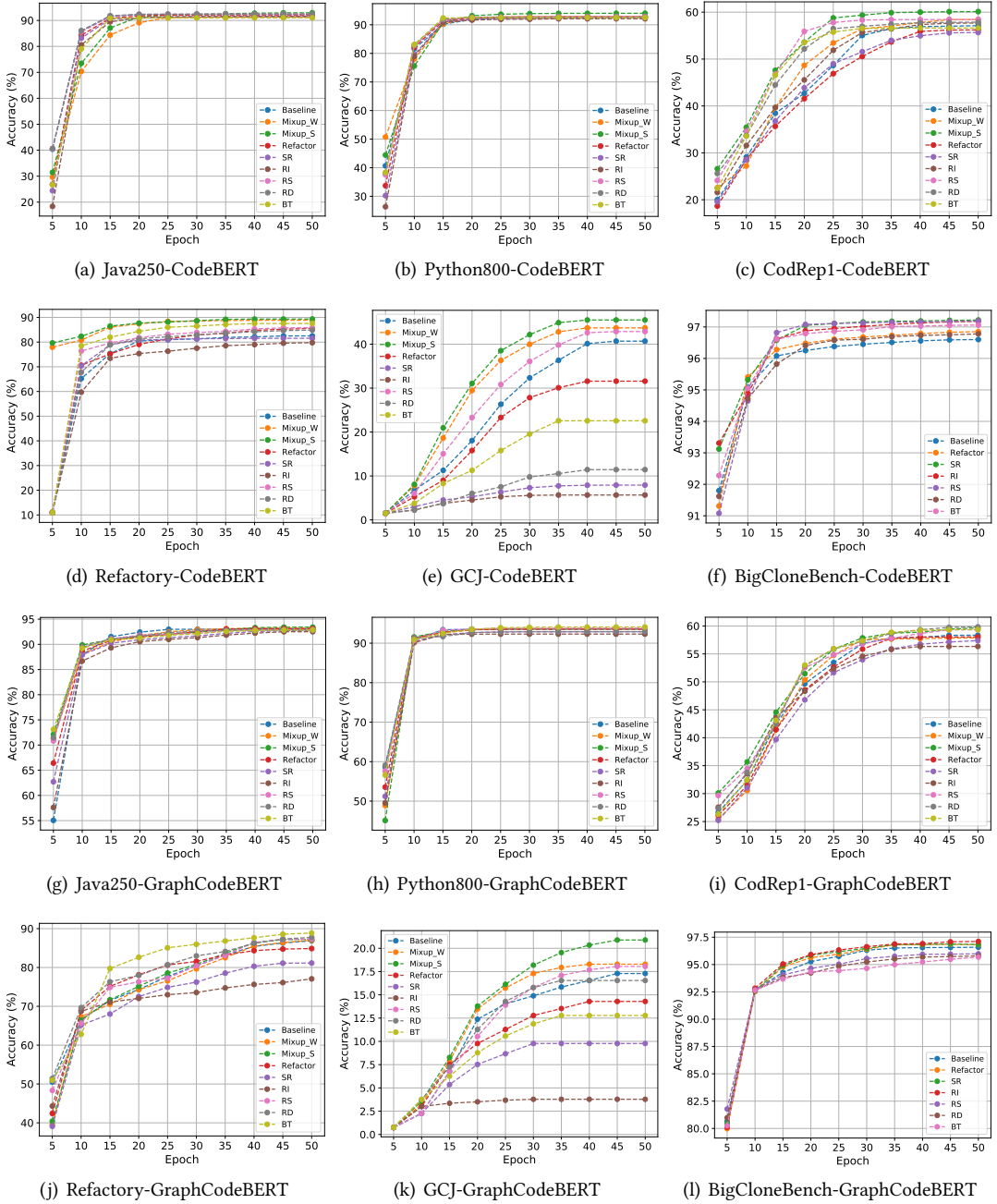


Fig. 7. Training log of CodeBERT (10%) and GraphCodeBERT (10%).

In the context of source code learning, our experimental results suggest a similar conclusion, namely, even though some data augmentation methods can produce training data that slightly break the syntax of the source code, these data are still useful in improving the quality of training in

source code learning. Indeed, as reported by our experiments, the pre-trained PL models using the *RS* method can achieve higher accuracy (by up to 17.54%) and higher robustness (by up to 14.55%) than the models using the baseline *Refactor* method. Moreover, this find shows the naturalness of source code and is consistent with the famous *software naturalness hypothesis* [2, 8, 27].

7.3 Threats to Validity

The internal threat to validity comes from the implementation of standard training and data augmentation methods. The code of model training for problem classification task (Java250, Python800) is taken from Project CodeNet [49], bug detection task (CodRep1, Refactory) adopted from [10, 30, 89], authorship attribution task (Google Code Jam) selected from the existing work [75], and clone detection task (BigCloneBench) chosen from [57]. The implementation of *SenMixup*, *WordMixup*, and *Manifold-Mixup* comes from its original release [22, 61, 66, 81], especially, we adapt those original mixup-based data augmentation to source code learning. The implementation of *EDA* and *BT* comes from [14, 67, 70, 71, 78, 86], again we adapt them to code-related tasks. The implementation of *Subgraph*, *DropNode*, and *DropEdge* comes from its original release [16, 52, 65]. The code refactoring methods for the Java language come from the existing works [48, 68], and we adapt the implementation to the Python language.

The external threats to validity lie in the selected code-related tasks, datasets, DNNs, and data augmentation methods. We consider four different code-learning tasks, including problem classification, bug detection, authorship attribution, and clone detection in our study, a total of six datasets for the above tasks. Especially two popular programming languages in the software community (Java and Python) are included. Remarkably, we apply eleven types of DNN models, including two mainstream pre-trained PL models. For data augmentation methods from code, code refactoring methods cover the most common ones in the literature. Data augmentation methods of NLP and graph learning come from the most classic method, which is comprehensively adopted from the number of citations of papers and the authoritativeness of published journals or conferences.

The construct threats to validity mainly come from the parameters, randomness, and evaluation measures. Mixup-based data augmentation methods only contain the parameter λ that controls the weight of mixing two feature vectors. We follow the original recommendation of Mixup. The parameters of data augmentation methods from NLP and graph learning also follow the original release. We repeat each experiment five times to reduce the influence of randomness, and the results are reported as an average and standard deviation. For evaluation measures, we consider both accuracy and robustness, and the latter is used to evaluate the generalization ability of DNNs.

8 RELATED WORK

We review related work about data augmentation for source code learning and empirical study on source code learning.

8.1 Data Augmentation for Source Code Learning

Data augmentation has achieved enormous success in the machine learning field [15, 53]. Inspired by its success, recently researchers devoted considerable effort to leveraging the data augmentation technique in big code tasks to improve the performance of code models in terms of accuracy and robustness. Adversarial training [20], which produces a set of adversarial examples to the training data, has been studied as the data augmentation method in code learning. Zhang *et al.* [85] proposed a code data augmentation method that employs the metropolis-Hastings modifier (MHM) algorithm [82] to improve the capability of deep comment generation models. Mi *et al.* [42] generated the additional data from Auxiliary Classifier generative adversarial networks (GANs). Besides, as a program transformation method that is specially designed for code, code refactoring has been used

as a mainstream code data augmentation method. Yu *et al.* [79] designed program transformation rules for Java and evaluated the effectiveness of using these program transformations as code data augmentation in three big code-related tasks. Allamanis *et al.* [3] used four simple code rewrite rules as code data augmentation methods for improving the generalization of the code model.

Compared with the above works, our study is the first one that assesses the effectiveness of three types of data augmentation methods for code learning, namely, the methods for code data, the methods for text data, and the methods for graph data.

8.2 Empirical Studies on Source Code Learning

Recently, many works conducted empirical studies to explore the topic of ML4Code. Chirkova *et al.* [12] conducted a thorough empirical study to evaluate the capabilities of using Transformer [59] to solve three downstream tasks related to code learning, including code completion, function naming, and bug fixing. Siow *et al.* [54] conducted an empirical study to evaluate existing program representation techniques. Zhang *et al.* [84] empirically analyzed current testing and debugging practices for machine learning programs. They revealed that the interaction with the platform execution environments could easily cause machine learning program failures, moreover, current debugging is insufficient to locate the fault in machine learning code well. This work is useful for programmers to improve the quality of the source code of machine learning. Jebnoun *et al.* [31] performed a comparative study to explore the distribution of code smells between machine learning and traditional applications. Yan *et al.* [74] conducted a comprehensive empirical study on code search using machine techniques. Their empirical evaluation results revealed that machine learning techniques are more effective for queries on reusing code. More recently, Hu *et al.* [28] empirically studied the distribution shift problem of code learning and defined five types of shift for code data. Steenhoek *et al.* [56] experimentally reproduced nine DNN models and two widely used vulnerability detection datasets to help understand deep learning-based models in source code learning. Mastropaolo *et al.* [41] presented a comprehensive empirical study to evaluate the robustness of the code completion approach Github Copilot. Niu *et al.* [45] performed a comparative study to analyze recently developed pre-trained PL models to advance the understanding of these pre-trained PL models used in source code learning.

Different from the existing empirical studies, our work investigates data augmentation on source code learning that has rarely been studied to date.

9 CONCLUSION

Our empirical study highlights the importance of data augmentation in code learning and provides insights into the effectiveness of various augmentation methods for different downstream tasks and DNN models. Specifically, linear interpolation methods such as *SenMixup* and *Manifold-Mixup* are found to be effective in improving both the accuracy and robustness of most DNNs (except for pre-trained PL models), while methods e.g., random deletion (*RD*) and random swap (*RS*) that slightly break the syntax of source code were particularly effective for pre-trained PL models. Especially linear interpolation methods can handle the situation when the data scales are in very limited situation. Moreover, based on our findings from the three research questions, we open research directions for further improving the effectiveness of data augmentation in code-related tasks, with the ultimate goal of enhancing program understanding and accelerating software development.

REFERENCES

- [1] Qurat Ul Ain, Wasi Haider Butt, Muhammad Waseem Anwar, Farooque Azam, and Bilal Maqbool. 2019. A systematic review on code clone detection. *IEEE access* 7 (2019), 86121–86144. <https://doi.org/10.1109/ACCESS.2019.2918202>

- [2] Miltiadis Allamanis, Earl T Barr, Premkumar Devanbu, and Charles Sutton. 2018. A survey of machine learning for big code and naturalness. *ACM Computing Surveys (CSUR)* 51, 4 (July 2018), 1–37. <https://doi.org/10.1145/3212695>
- [3] Miltiadis Allamanis, Henry Richard Jackson-Flux, and Marc Brockschmidt. 2021. Self-Supervised Bug Detection and Repair. In *Advances in Neural Information Processing Systems*, A. Beygelzimer, Y. Dauphin, P. Liang, and J. Wortman Vaughan (Eds.). <https://openreview.net/forum?id=zOngASkrELL>
- [4] Uri Alon, Meital Zilberstein, Omer Levy, and Eran Yahav. 2019. code2vec: learning distributed representations of code. *Proceedings of the ACM on Programming Languages* 3, POPL (2019), 1–29. <https://doi.org/10.1145/3290353>
- [5] Regina Barzilay and Kathleen McKeown. 2001. Extracting paraphrases from a parallel corpus. In *Proceedings of the 39th annual meeting of the Association for Computational Linguistics*. 50–57. <https://doi.org/10.3115/1073012.1073020>
- [6] Pavol Bielik and Martin Vechev. 2020. Adversarial robustness for code. In *Proceedings of the 37th International Conference on Machine Learning (Proceedings of Machine Learning Research, Vol. 119)*, Hal Daumé III and Aarti Singh (Eds.). PMLR, 896–907. <https://proceedings.mlr.press/v119/bielik20a.html>
- [7] Nghi DQ Bui, Yijun Yu, and Lingxiao Jiang. 2021. Self-supervised contrastive learning for code retrieval and summarization via semantic-preserving transformations. In *Proceedings of the 44th International ACM SIGIR Conference on Research and Development in Information Retrieval (Virtual Event, Canada) (SIGIR '21)*. Association for Computing Machinery, New York, NY, USA, 511–521. <https://doi.org/10.1145/3404835.3462840>
- [8] Luca Buratti, Saurabh Pujar, Mihaela Bornea, Scott McCarley, Yunhui Zheng, Gaetano Rossiello, Alessandro Morari, Jim Laredo, Veronika Thost, Yufan Zhuang, et al. 2020. Exploring software naturalness through neural language models. arXiv:arXiv:2006.12641
- [9] Zimin Chen, Steve Kommrusch, Michele Tufano, Louis-Noël Pouchet, Denys Poshyvanyk, and Martin Monperrus. 2019. Sequencer: sequence-to-sequence learning for end-to-end program repair. *IEEE Transactions on Software Engineering* 47, 9 (2019), 1943–1959. <https://doi.org/10.1109/TSE.2019.2940179>
- [10] Zimin Chen and Martin Monperrus. 2018. The codrep machine learning on source code competition. arXiv:arXiv:1807.03200
- [11] Yong Cheng, Lu Jiang, Wolfgang Macherey, and Jacob Eisenstein. 2020. AdvAug: robust adversarial augmentation for neural machine translation. In *Proceedings of the 58th Annual Meeting of the Association for Computational Linguistics*. Association for Computational Linguistics, Online, 5961–5970. <https://doi.org/10.18653/v1/2020.acl-main.529>
- [12] Nadezhda Chirkova and Sergey Troshin. 2021. Empirical study of transformers for source code. In *Proceedings of the 29th ACM Joint Meeting on European Software Engineering Conference and Symposium on the Foundations of Software Engineering (Athens, Greece) (ESEC/FSE 2021)*. Association for Computing Machinery, New York, NY, USA, 703–715. <https://doi.org/10.1145/3468264.3468611>
- [13] Elizabeth Dinella, Hanjun Dai, Ziyang Li, Mayur Naik, Le Song, and Ke Wang. 2020. HOPPITY: LEARNING GRAPH TRANSFORMATIONS TO DETECT AND FIX BUGS IN PROGRAMS. In *International Conference on Learning Representations*. <https://openreview.net/forum?id=SJeqs6EFvB>
- [14] Alexander Fabbri, Simeng Han, Haoyuan Li, Haoran Li, Marjan Ghazvininejad, Shafiq Joty, Dragomir Radev, and Yashar Mehdad. 2021. Improving zero and few-shot abstractive summarization with intermediate fine-tuning and data augmentation. In *Proceedings of the 2021 Conference of the North American Chapter of the Association for Computational Linguistics: Human Language Technologies*. Association for Computational Linguistics, Online, 704–717. <https://doi.org/10.18653/v1/2021.naacl-main.57>
- [15] Steven Y. Feng, Varun Gangal, Jason Wei, Sarath Chandar, Soroush Vosoughi, Teruko Mitamura, and Eduard Hovy. 2021. A Survey of Data Augmentation Approaches for NLP. In *Findings of the Association for Computational Linguistics: ACL-IJCNLP 2021*. Association for Computational Linguistics, Online, 968–988. <https://doi.org/10.18653/v1/2021.findings-acl.84>
- [16] Wenzheng Feng, Jie Zhang, Yuxiao Dong, Yu Han, Huanbo Luan, Qian Xu, Qiang Yang, Evgeny Kharlamov, and Jie Tang. 2020. Graph random neural networks for semi-supervised learning on graphs. In *Advances in Neural Information Processing Systems*, H. Larochelle, M. Ranzato, R. Hadsell, M.F. Balcan, and H. Lin (Eds.), Vol. 33. Curran Associates, Inc., 22092–22103. <https://proceedings.neurips.cc/paper/2020/file/fb4c835feb0a65cc39739320d7a51c02-Paper.pdf>
- [17] Zhangyin Feng, Daya Guo, Duyu Tang, Nan Duan, Xiaocheng Feng, Ming Gong, Linjun Shou, Bing Qin, Ting Liu, Daxin Jiang, and Ming Zhou. 2020. CodeBERT: a pre-trained model for programming and natural languages. (November 2020), 1536–1547. <https://doi.org/10.18653/v1/2020.findings-emnlp.139>
- [18] Matthias Fey and Jan E. Lenssen. 2019. Fast graph representation learning with PyTorch geometric. In *ICLR Workshop on Representation Learning on Graphs and Manifolds*.
- [19] Xiang Gao, Ripon K. Saha, Mukul R. Prasad, and Abhik Roychoudhury. 2020. Fuzz testing based data augmentation to improve robustness of deep neural networks. In *Proceedings of the ACM/IEEE 42nd International Conference on Software Engineering (Seoul, South Korea) (ICSE '20)*. Association for Computing Machinery, New York, NY, USA, 1147–1158. <https://doi.org/10.1145/3377811.3380415>

- [20] Ian J Goodfellow, Jonathon Shlens, and Christian Szegedy. 2015. Explaining and harnessing adversarial examples. In *3rd International Conference on Learning Representations (ICLR)* (San Diego, CA, USA), Yoshua Bengio and Yann LeCun (Eds.).
- [21] Daya Guo, Shuo Ren, Shuai Lu, Zhangyin Feng, Duyu Tang, Shujie Liu, Long Zhou, Nan Duan, Alexey Svyatkovskiy, Shengyu Fu, et al. 2020. Graphcodebert: Pre-training code representations with data flow. *arXiv preprint arXiv:2009.08366* (2020).
- [22] Hongyu Guo, Yongyi Mao, and Richong Zhang. 2019. Augmenting data with mixup for sentence classification: an empirical study. *arXiv:arXiv:1905.08941*
- [23] Rahul Gupta, Soham Pal, Aditya Kanade, and Shirish Shevade. 2017. Deepfix: fixing common c language errors by deep learning. In *Proceedings of the Thirty-First AAAI Conference on Artificial Intelligence* (San Francisco, California, USA) (AAAI'17). AAAI Press, 1345–1351. <https://doi.org/10.1609/aaai.v31i1.10742>
- [24] William L. Hamilton, Rex Ying, and Jure Leskovec. 2017. Inductive representation learning on large graphs. In *Proceedings of the 31st International Conference on Neural Information Processing Systems* (Long Beach, California, USA) (NIPS'17). Curran Associates Inc., Red Hook, NY, USA, 1025–1035.
- [25] Dan Hendrycks, Steven Basart, Saurav Kadavath, Mantas Mazeika, Akul Arora, Ethan Guo, Collin Burns, Samir Puranik, Horace He, Dawn Song, and Jacob Steinhardt. 2021. Measuring coding challenge competence with apps. In *Thirty-fifth Conference on Neural Information Processing Systems Datasets and Benchmarks Track (Round 2)*. <https://openreview.net/forum?id=sD93GOzH3i5>
- [26] Dan Hendrycks and Thomas Dietterich. 2019. Benchmarking neural network robustness to common corruptions and perturbations. *Proceedings of the International Conference on Learning Representations* (2019). <https://openreview.net/forum?id=HJz6tiCqYm>
- [27] Abram Hindle, Earl T. Barr, Zhendong Su, Mark Gabel, and Premkumar Devanbu. 2012. On the naturalness of software. In *Proceedings of the 34th International Conference on Software Engineering* (Zurich, Switzerland) (ICSE '12). IEEE Press, 837–847.
- [28] Qiang Hu, Yuejun Guo, Xiaofei Xie, Maxime Cordy, Lei Ma, Mike Papadakis, and Yves Le Traon. 2023. CodeS: towards code model generalization under distribution shift. In *International Conference on Software Engineering (ICSE): New Ideas and Emerging Results (NIER)*.
- [29] Xing Hu, Ge Li, Xin Xia, David Lo, and Zhi Jin. 2018. Deep code comment generation. In *2018 IEEE/ACM 26th International Conference on Program Comprehension (ICPC)* (Gothenburg, Sweden) (ICPC '18). Association for Computing Machinery, New York, NY, USA, 200–210. <https://doi.org/10.1145/3196321.3196334>
- [30] Yang Hu, Umair Z Ahmed, Sergey Mechtaev, Ben Leong, and Abhik Roychoudhury. 2019. Re-factoring based program repair applied to programming assignments. In *34th IEEE/ACM International Conference on Automated Software Engineering (ASE)* (San Diego, CA, USA). IEEE, 388–398. <https://doi.org/10.1109/ASE.2019.00044>
- [31] Hadhemi Jebnoun, Housseem Ben Braiek, Mohammad Masudur Rahman, and Foutse Khomh. 2020. The scent of deep learning code: an empirical study. In *Proceedings of the 17th International Conference on Mining Software Repositories* (Seoul, Republic of Korea) (MSR '20). Association for Computing Machinery, New York, NY, USA, 420–430. <https://doi.org/10.1145/3379597.3387479>
- [32] Amandeep Kaur and Manpreet Kaur. 2016. Analysis of code refactoring impact on software quality. In *MATEC Web of Conferences*, Vol. 57. EDP Sciences, 02012. <https://doi.org/10.1051/mateconf/20165702012>
- [33] Diederik P Kingma and Jimmy Ba. 2014. Adam: a method for stochastic optimization. *arXiv preprint arXiv:1412.6980* (2014).
- [34] Thomas N Kipf and Max Welling. 2017. Semi-supervised classification with graph convolutional networks. In *International Conference on Learning Representations*.
- [35] Guilherme Lacerda, Fabio Petrillo, Marcelo Pimenta, and Yann Gaël Guhéneuc. 2020. Code smells and refactoring: A tertiary systematic review of challenges and observations. *Journal of Systems and Software* 167 (2020), 110610.
- [36] Bohan Li, Yutai Hou, and Wanxiang Che. 2022. Data augmentation approaches in natural language processing: A survey. *AI Open* 3 (2022), 71–90.
- [37] Yujia Li, Daniel Tarlow, Marc Brockschmidt, and Richard S. Zemel. 2016. Gated graph sequence neural networks. (May 2016).
- [38] Zhen Li, Deqing Zou, Shouhuai Xu, Xinyu Ou, Hai Jin, Sujuan Wang, Zhijun Deng, and Yuyi Zhong. 2018. Vuldeepecker: a deep learning-based system for vulnerability detection. *arXiv preprint arXiv:1801.01681* (2018).
- [39] Nitin Madnani and Bonnie J Dorr. 2010. Generating phrasal and sentential paraphrases: a survey of data-driven methods. *Computational Linguistics* 36, 3 (2010), 341–387.
- [40] Vukosi Marivate and Tshephiso Sefara. 2020. Improving short text classification through global augmentation methods. In *Machine Learning and Knowledge Extraction*, Andreas Holzinger, Peter Kieseberg, A Min Tjoa, and Edgar Weippl (Eds.). Springer International Publishing, Cham, 385–399.

- [41] Antonio Mastropaolo, Luca Pascarella, Emanuela Guglielmi, Matteo Ciniselli, Simone Scalabrino, Rocco Oliveto, and Gabriele Bavota. 2023. On the robustness of code generation techniques: an empirical study on github copilot. *arXiv:arXiv:2302.00438*
- [42] Qing Mi, Yan Xiao, Zhi Cai, and Xibin Jia. 2021. The effectiveness of data augmentation in code readability classification. *Information and Software Technology* 129 (2021), 106378.
- [43] Junghyun Min, R Thomas McCoy, Dipanjan Das, Emily Pitler, and Tal Linzen. 2020. Syntactic data augmentation increases robustness to inference heuristics. *arXiv preprint arXiv:2004.11999* (2020).
- [44] Nathan Ng, Kyunghyun Cho, and Marzyeh Ghassemi. 2020. SSMB: self-supervised manifold based data augmentation for improving out-of-domain robustness. In *Proc. of EMNLP*. <https://arxiv.org/abs/2009.10195>
- [45] Changan Niu, Chuanyu Li, Vincent Ng, Dongxiao Chen, Jidong Ge, and Bin Luo. 2023. An empirical comparison of pre-trained models of source code. *arXiv:arXiv:2302.04026*
- [46] Dinglan Peng, Shuxin Zheng, Yatao Li, Guolin Ke, Di He, and Tie-Yan Liu. 2021. How could neural networks understand programs?. In *International Conference on Machine Learning*. PMLR, 8476–8486.
- [47] Luis Perez and Jason Wang. 2017. The effectiveness of data augmentation in image classification using deep learning. *arXiv preprint arXiv:1712.04621* (2017).
- [48] Maryam Vahdat Pour, Zhuo Li, Lei Ma, and Hadi Hemmati. 2021. A search-based testing framework for deep neural networks of source code embedding. In *14th IEEE Conference on Software Testing, Verification and Validation (ICST)*. IEEE Computer Society, Los Alamitos, CA, USA, 36–46. <https://doi.org/10.1109/ICST49551.2021.00016>
- [49] Ruchir Puri, David S Kung, Geert Janssen, Wei Zhang, Giacomo Domeniconi, Vladimir Zolotov, Julian Dolby, Jie Chen, Mihir Choudhury, Lindsey Decker, et al. 2021. CodeNet: a large-scale AI for code dataset for learning a diversity of coding tasks. *arXiv:arXiv:2105.12655*
- [50] Veselin Raychev, Martin Vechev, and Eran Yahav. 2014. Code Completion with Statistical Language Models. *SIGPLAN Not.* 49, 6 (jun 2014), 419–428. <https://doi.org/10.1145/2666356.2594321>
- [51] Sylvestre-Alvise Rebuffi, Sven Gowal, Dan Andrei Calian, Florian Stimberg, Olivia Wiles, and Timothy A Mann. 2021. Data augmentation can improve robustness. *Advances in Neural Information Processing Systems* 34 (2021), 29935–29948.
- [52] Yu Rong, Wenbing Huang, Tingyang Xu, and Junzhou Huang. 2020. DropEdge: towards deep graph convolutional networks on node classification. In *International Conference on Learning Representations*. <https://openreview.net/forum?id=Hkx1qkrKP>
- [53] Connor Shorten and Taghi M Khoshgohfar. 2019. A survey on image data augmentation for deep learning. *Journal of big data* 6, 1 (2019), 1–48. <https://doi.org/10.1186/s40537-019-0197-0>
- [54] Jing Kai Siow, Shangqing Liu, Xiaofei Xie, Guozhu Meng, and Yang Liu. 2022. Learning program semantics with code representations: An empirical study. In *2022 IEEE International Conference on Software Analysis, Evolution and Reengineering (SANER)*. IEEE, 554–565.
- [55] Nitish Srivastava, Geoffrey Hinton, Alex Krizhevsky, Ilya Sutskever, and Ruslan Salakhutdinov. 2014. Dropout: a simple way to prevent neural networks from overfitting. *The journal of machine learning research* 15, 1 (2014), 1929–1958.
- [56] Benjamin Steenhoeck, Md Mahbubur Rahman, Richard Jiles, and Wei Le. 2022. An empirical study of deep learning models for vulnerability detection. *arXiv:arXiv:2212.08109*
- [57] Jeffrey Svajlenko, Judith F Islam, Iman Keivanloo, Chanchal K Roy, and Mohammad Mamun Mia. 2014. Towards a big data curated benchmark of inter-project code clones. In *2014 IEEE International Conference on Software Maintenance and Evolution*. IEEE, 476–480.
- [58] David A Van Dyk and Xiao-Li Meng. 2001. The art of data augmentation. *Journal of Computational and Graphical Statistics* 10, 1 (2001), 1–50.
- [59] Ashish Vaswani, Noam Shazeer, Niki Parmar, Jakob Uszkoreit, Llion Jones, Aidan N Gomez, Łukasz Kaiser, and Illia Polosukhin. 2017. Attention is all you need. *Advances in neural information processing systems* 30 (2017).
- [60] Petar Veličković, Guillem Cucurull, Arantxa Casanova, Adriana Romero, Pietro Lio, and Yoshua Bengio. 2017. Graph attention networks. *stat* 1050 (2017), 20.
- [61] Vikas Verma, Alex Lamb, Christopher Beckham, Amir Najafi, Ioannis Mitliagkas, David Lopez-Paz, and Yoshua Bengio. 2019. Manifold mixup: better representations by interpolating hidden states. In *International Conference on Machine Learning* (Long Beach, California). PMLR, 6438–6447.
- [62] Deze Wang, Zhouyang Jia, Shanshan Li, Yue Yu, Yun Xiong, Wei Dong, and Xiangke Liao. 2022. Bridging pre-trained models and downstream tasks for source code understanding. In *Proceedings of the 44th International Conference on Software Engineering* (Pittsburgh, Pennsylvania). Association for Computing Machinery, New York, NY, USA, 287–298. <https://doi.org/10.1145/3510003.3510062>
- [63] Jian Wang, Hsuan-Chih Chen, Ralph Radach, and Albrecht Inhoff. 1999. *Reading chinese script: a cognitive analysis*. Psychology Press.
- [64] Wenhao Wang, Ge Li, Bo Ma, Xin Xia, and Zhi Jin. 2020. Detecting code clones with graph neural network and flow-augmented abstract syntax tree. In *2020 IEEE 27th International Conference on Software Analysis, Evolution and*

- Reengineering (SANER)*. IEEE, 261–271.
- [65] Yiwei Wang, Wei Wang, Yuxuan Liang, Yujun Cai, and Bryan Hooi. 2020. Graphcrop: Subgraph cropping for graph classification. *arXiv:arXiv:2009.10564*
 - [66] Yiwei Wang, Wei Wang, Yuxuan Liang, Yujun Cai, and Bryan Hooi. 2021. Mixup for node and graph classification. In *Proceedings of the Web Conference (Ljubljana, Slovenia)*. Association for Computing Machinery, New York, NY, USA, 3663–3674. <https://doi.org/10.1145/3442381.3449796>
 - [67] Jason Wei and Kai Zou. 2019. EDA: easy data augmentation techniques for boosting performance on text classification tasks. In *Proceedings of the 2019 Conference on Empirical Methods in Natural Language Processing and the 9th International Joint Conference on Natural Language Processing (EMNLP-IJCNLP)*. Association for Computational Linguistics, Hong Kong, China, 6382–6388. <https://doi.org/10.18653/v1/D19-1670>
 - [68] Moshi Wei, Yuchao Huang, Jinqiu Yang, Junjie Wang, and Song Wang. 2022. Cocofuzzing: testing neural code models with coverage-guided fuzzing. *IEEE Transactions on Reliability* (2022).
 - [69] Martin White, Christopher Vendome, Mario Linares-Vásquez, and Denys Poshyvanyk. 2015. Toward deep learning software repositories. In *2015 IEEE/ACM 12th Working Conference on Mining Software Repositories*. IEEE, 334–345.
 - [70] Qizhe Xie, Zihang Dai, Eduard Hovy, Minh-Thang Luong, and Quoc V. Le. 2020. Unsupervised data augmentation for consistency training. In *Proceedings of the 34th International Conference on Neural Information Processing Systems (Vancouver, BC, Canada) (NIPS'20)*. Curran Associates Inc., Red Hook, NY, USA, Article 525, 13 pages.
 - [71] Ziang Xie, Sida I. Wang, Jiwei Li, Daniel Lévy, Aiming Nie, Dan Jurafsky, and Andrew Y. Ng. 2017. Data noising as smoothing in neural network language models. In *International Conference on Learning Representations (ICLR)*.
 - [72] Huan Xu and Shie Mannor. 2012. Robustness and generalization. *Machine learning* 86, 3 (2012), 391–423. <https://doi.org/10.1007/s10994-011-5268-1>
 - [73] Keyulu Xu, Weihua Hu, Jure Leskovec, and Stefanie Jegelka. 2019. How powerful are graph neural networks?. In *International Conference on Learning Representations*. <https://openreview.net/forum?id=ryGs6iA5Km>
 - [74] Shuhan Yan, Hang Yu, Yuting Chen, Beijun Shen, and Lingxiao Jiang. 2020. Are the code snippets what we are searching for. *A benchmark and an empirical study on code search with natural-language queries* (2020).
 - [75] Zhou Yang, Jieke Shi, Junda He, and David Lo. 2022. Natural attack for pre-trained models of code. In *Proceedings of the 44th International Conference on Software Engineering (Pittsburgh, Pennsylvania) (ICSE '22)*. Association for Computing Machinery, New York, NY, USA, 1482–1493. <https://doi.org/10.1145/3510003.3510146>
 - [76] Michihiro Yasunaga and Percy Liang. 2020. Graph-Based, Self-Supervised Program Repair from Diagnostic Feedback. In *Proceedings of the 37th International Conference on Machine Learning (ICML'20)*. JMLR.org, Article 1001, 10 pages.
 - [77] Noam Yefet, Uri Alon, and Eran Yahav. 2020. Adversarial examples for models of code. *Proceedings of the ACM on Programming Languages* 4, OOPSLA (2020), 1–30. <https://doi.org/10.1145/3428230>
 - [78] Adams Wei Yu, David Dohan, Thang Luong, Rui Zhao, Kai Chen, and Quoc Le. 2018. QANet: combining local convolution with global self-attention for reading comprehension. <https://openreview.net/pdf?id=B14TlG-RW>
 - [79] Shuwen Yu, Ting Wang, and Ji Wang. 2022. Data augmentation by program transformation. *Journal of Systems and Software* 190 (2022), 111304. <https://doi.org/10.1016/j.jss.2022.111304>
 - [80] Sangdoo Yun, Dongyoon Han, Seong Joon Oh, Sanghyuk Chun, Junsuk Choe, and Youngjoon Yoo. 2019. CutMix: regularization strategy to train strong classifiers with localizable features. In *Proceedings of the IEEE/CVF international conference on computer vision*. 6023–6032. <https://doi.org/10.1109/ICCV.2019.00612>
 - [81] Hongyi Zhang, Moustapha Cisse, Yann N Dauphin, and David Lopez-Paz. 2018. mixup: beyond empirical risk minimization. In *International Conference on Learning Representations (ICLR)*.
 - [82] Huangzhao Zhang, Zhuo Li, Ge Li, Lei Ma, Yang Liu, and Zhi Jin. 2020. Generating adversarial examples for holding robustness of source code processing models. In *Proceedings of the AAAI Conference on Artificial Intelligence*, Vol. 34. 1169–1176. <https://doi.org/10.1609/aaai.v34i01.5469>
 - [83] Lisa Zhang, Gregory Rosenblatt, Ethan Fetaya, Renjie Liao, William Byrd, Matthew Might, Raquel Urtasun, and Richard Zemel. 2018. Neural guided constraint logic programming for program synthesis. *Advances in Neural Information Processing Systems* 31 (2018).
 - [84] Ru Zhang, Wencong Xiao, Hongyu Zhang, Yu Liu, Haoxiang Lin, and Mao Yang. 2020. An empirical study on program failures of deep learning jobs. In *Proceedings of the ACM/IEEE 42nd International Conference on Software Engineering (Seoul, South Korea) (ICSE '20)*. Association for Computing Machinery, New York, NY, USA, 1159–1170. <https://doi.org/10.1145/3377811.3380362>
 - [85] Xiaoqing Zhang, Yu Zhou, Tingting Han, and Taolue Chen. 2021. Training deep code comment generation models via data augmentation. In *12th Asia-Pacific Symposium on Internetware (Singapore, Singapore) (Internetware '20)*. Association for Computing Machinery, New York, NY, USA, 185–188. <https://doi.org/10.1145/3457913.3457937>
 - [86] Yi Zhang, Tao Ge, and Xu Sun. 2020. Parallel data augmentation for formality style transfer. In *Proceedings of the 58th Annual Meeting of the Association for Computational Linguistics*. Association for Computational Linguistics, Online, 3221–3228. <https://doi.org/10.18653/v1/2020.acl-main.294>

- [87] Tong Zhao, Gang Liu, Stephan Günnemann, and Meng Jiang. 2022. Graph data augmentation for graph machine learning: a survey. *arXiv preprint arXiv:2202.08871* (2022).
- [88] Tong Zhao, Yozen Liu, Leonardo Neves, Oliver Woodford, Meng Jiang, and Neil Shah. 2021. Data Augmentation for Graph Neural Networks. *Proceedings of the AAAI Conference on Artificial Intelligence* 35, 12 (May 2021), 11015–11023. <https://doi.org/10.1609/aaai.v35i12.17315>
- [89] Hao Zhong and Zhendong Su. 2015. An empirical study on real bug fixes. In *IEEE/ACM 37th IEEE International Conference on Software Engineering* (Florence, Italy), Vol. 1. IEEE, 913–923. <https://doi.org/10.1109/ICSE.2015.101>
- [90] Yaqin Zhou, Shangqing Liu, Jingkai Siow, Xiaoning Du, and Yang Liu. 2019. Devign: effective vulnerability identification by learning comprehensive program semantics via graph neural networks. In *Proceedings of the 33rd International Conference on Neural Information Processing Systems*. Association for Computing Machinery, Red Hook, NY, USA. <https://doi.org/10.5555/3454287.3455202>