

Bridge++ 2.0: Benchmark results on supercomputer Fugaku

Tatsumi Aoyama,^a Issaku Kanamori,^{b,*} Kazuyuki Kanaya,^c Hideo Matsufuru^{d,e} and Yusuke Namekawa^{f,g}

^a*Institute for Solid State Physics, University of Tokyo, Chiba 277-8581, Japan*

^b*RIKEN Center for Computational Science (R-CCS),
7-1-26, Minatojima Minamimachi, Kobe 650-0047, Japan*

^c*Tomonaga Center for the History of the Universe, University of Tsukuba, Ibaraki 303-8571, Japan*

^d*Computing Research Center, High Energy Accelerator Research Organization (KEK),
1-1 Oho, Tsukuba 305-0801, Japan*

^e*School of High Energy Accelerator Science, Graduate University for Advanced Studies (SOKENDAI),
1-1 Oho, Tsukuba 305-0801, Japan*

^f*Education and Research Center for Artificial Intelligence and Data Innovation, Hiroshima University,
Hiroshima 730-0053, Japan*

^g*Department of Physics, Faculty of Science, Kyoto University, Kyoto 606-8502, Japan*

E-mail: kanamori-i@riken.jp

Bridge++ is a general-purpose code set for lattice QCD simulations aiming at a readable, extensible, and portable code while keeping practical high performance. The new version 2.0 employs machine-dependent optimization, enabling flexible data layout in float/double precision, while it was fixed layout and only with the double precision in previous versions. We report the performance on supercomputer Fugaku with Arm A64FX-SVE architecture by Fujitsu.

*The 39th International Symposium on Lattice Field Theory,
8th-13th August, 2022,
Rheinische Friedrich-Wilhelms-Universität Bonn, Bonn, Germany*

*Speaker

1. Introduction

Bridge++ [1–3] is a C++ code set for simulations of lattice gauge theory. It is based on the object oriented design and intended to be readable, extensible, and portable while keeping reasonable practical performance. After the release of version 1.0 in 2009, a lot of new architectures have appeared whose performance can be brought out only with specific optimization techniques. We have therefore decided to provide a major update of the code set that contains optimizations to new machines in the forthcoming version 2.0 [4]. The original fixed data layout with double precision floating point numbers is generalized to flexible data layouts in double or single precisions. Exploratory implementations and tuning have been studied for the SIMD architecture with Intel AVX-512 [5–7], GPU architectures with OpenACC [8, 9] or OpenCL [10], the PEZY-SC many-core accelerator [11], and a vector architecture of NEC SX-Aurora TSUBASA [4]. In the framework of Bridge++ version 2, these machine-specific implementations are provided as alternative codes to the original implementation which takes over the specific tasks such as calculation of fermion propagators.

One of our main targets of this update is another SIMD-type architecture, Arm A64FX-SVE by Fujitsu [12]. In this article, we focus on our tuning and benchmark results on the supercomputer “Fugaku” installed in RIKEN Center for Computational Science, which is the leading system employing this architecture. Fugaku is a massive parallel system composed of 158,976 A64FX processors on a six-dimensional mesh-torus network. Each processor consists of 48 computational cores accompanied by 2 or 4 assistant cores, an on-chip 32 GB HBM memory, and the network interface (TofuD interconnect) also assembled on the chip. These cores are grouped into 4 Core Memory Groups (CMGs) each having 12 computational cores and 8 GB memory. MPI parallelization in units of this CMG is assumed to achieve the best performance. Each computational core has 32 SIMD registers and two sets of SIMD floating-point operation units of 512-bit length, for which the scalable vector extension (SVE) of the Arm instruction set architecture provides efficient arithmetic execution. The theoretical peak performance of one processor results in 3,072 GFlops for double precision at the normal mode with 2.0 GHz, which corresponds to 488 PFlops for the total Fugaku system.

To maximally make use of the hardware potential of the Fugaku supercomputer, so-called co-design development has been adopted that develops hardware and software concurrently against several target applications [13]. Lattice QCD simulation is one of the target applications and the co-design activity accomplished development of the QCD Wide SIMD library (QWS) [14]. The QWS library implements a domain-decompose linear equation solver for the clover fermion and achieved sustained performance of more than 100 PFlops. The domain-decomposed preconditioner in QWS was exploited in a multi-grid solver for Fugaku [15]. Other QCD codes have been also tuned for A64FX, as exemplified by the Grid library [16]. The status of lattice QCD code for Fugaku and ARM architecture is reviewed in [17].

2. Implementation for Fugaku

While the QWS library achieves good performance, its application is restricted: it implements only the clover fermion operator in a linear equation solver, adopts one-dimensional SIMD packing

that strongly restricts the volume setup on each node, and achieves the best performance only with a specific choice of volume parameters. Since Bridge++ is a general purpose code set, we intend to relax these restrictions while being guided by the QWS implementation to achieve sufficient performance.

As for the fermion operators, in addition to the Wilson/clover action, we implement the standard staggered and Möbius domain-wall actions. For each of these fermion operators, we also implement their even-odd versions, D_{ee} , D_{oo} , D_{eo} , and D_{oe} in the following decomposition.

$$D^{(\text{even-odd})} = 1 - D_{ee}^{-1} D_{eo} D_{oo}^{-1} D_{oe}, \quad \text{with full operator } D = \begin{pmatrix} D_{ee} & D_{eo} \\ D_{oe} & D_{oo} \end{pmatrix}. \quad (1)$$

$D^{(\text{even-odd})}$ is used in the even-odd preconditioned solver that achieves better efficiency in most cases. While one can construct the domain-wall fermion operator employing the Wilson operator, we additionally implement a code that treats the fifth-dimensional coordinate as an inner degree of freedom. The latter implementation achieves better performance than the former generic construction.

Following the implementation in QWS, we distribute the real and imaginary parts of a complex number in separate SIMD registers. This differs from the implementation for AVX-512 instruction set architecture which possesses proper instructions for complex numbers inside SIMD vectors [7]. The SIMD parallelization is applied to the lattice site degrees of freedom, for which we adopt two-dimensional tiling in x - and y -directions as displayed in Fig. 1. This is in contrast to the case of QWS which packs the sites in the x -direction into each register, and thus the local extent in x -direction must be a multiple of 16 (or 32 for the even-odd domain decomposition to work). Two-dimensional tiling relaxes this constraint, which is particularly convenient for the multi-grid solver that requires an operator on the coarse-grained lattice. While the SVE does not assume a fixed SIMD length, our implementation explicitly assumes the 512-bit length that allows 16×1 , 16×1 , 8×2 , 4×4 , and 2×8 (x, y)-tiling in the case of single precision. Apart from the 2D tiling, the data layout is in the same manner as the QWS implementation including the convention of γ matrices (except for γ_5 with a negative sign), which requires data conversion before and after calling the codes for A64FX.

After implementing the operations in units of the SIMD vector, which is represented as `struct` objects, we apply the Arm C-Language Extension (ACLE) to enforce the SIMD execution. In particular masked load to SIMD register making use of the predicate mechanism is useful to implement the shift of field in the x - and y -directions. We also apply manual prefetching to the even-odd domain-wall operator. Application of the prefetch to the other operators is also planned.

The communication between neighboring nodes is implemented by using MPI persistent communication. Alternatively to the standard MPI library, we make use of the Fujitsu extension of the MPI persistent communication, which accelerates the overlap of communication and computation by using the assistant cores. The thread parallelization model for MPI communication is `MPI_THREAD_FUNNELED` so that the only master thread calls the MPI functions. Assuming that the assistant core absorbs communication overhead, the tasks for the site loop are uniformly assigned to the threads inside each MPI process.

In addition to the standard fermion operators, we show a benchmark result for the multi-grid solver for the clover fermion [18]. We adopt a variant of the $DD\alpha$ -AMG algorithm [19] and currently

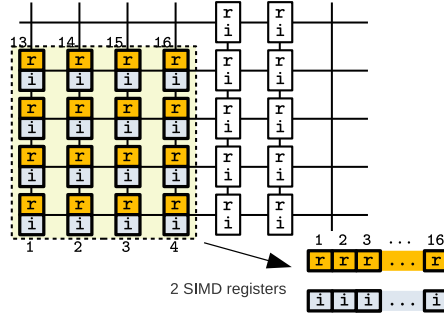


Figure 1: Data layout. The site degrees of freedom are packed to the vector register [4]. Two-dimensional tiling is used (the above is 4×4 for single precision case). We use separate registers to real and imaginary parts of complex numbers.

implement a two-level multi-grid. The outer solver is Flexible BiCGStab (FBiCGStab) for which single precision multi-grid preconditioner is applied. The coarse grid solver is BiCGStab and the smoother is Schwartz Alternating Procedure (SAP). Both the coarse and fine lattice operators adopt the same SIMD data layout. For Fugaku, we adopt the SAP preconditioner in QWS as a smoother [15]. The Jacobi method with fixed numbers of iteration is used to solve the subsystems in the SAP. The block size for SAP in QWS is half of the local volume so that every process has only two blocks. This is different from the original $DD\alpha$ -AMG, where each block corresponds to one coarse lattice site and each process has typically $O(100)$ blocks or more. If the local volume does not allow to use QWS, we can use Bridge++ implementation of SAP preconditioner. The block size of the SAP in Bridge++ is similar to $DD\alpha$ -AMG and a fixed iteration MINRES solver is used to solve the subsystem.

3. Benchmark Results

The benchmark performance is measured on Fugaku with the normal mode (2.0 GHz)¹, unless otherwise stated. We use the Fujitsu compiler on the language environment version 1.2.35, in the Clang-mode with the optimization level `-Ofast`. To reduce the effect of the shape of MPI processes in observing the scaling, all the neighboring communications in eight directions are always performed, even if only one MPI process exists in that direction. Four MPI processes are assigned to each node (*i.e.*, one process per one CMG). This way of assignment is usually faster than using 1 MPI process per node (in fact it is for Bridge++), since memory access over the CMGs is slower than accessing the memory on the same CMGs. The MPI rank map guarantees that the logical neighbors on 4-dimensional torus correspond in the physically neighboring node or on the same node so that the neighboring communication is always within a single hop. As each CMG has 12 computation cores and no hyper-threading is supported, we use 12 OpenMP threads in each MPI process.

Figure 2 shows the weak scaling behavior of the performance for multiplication of various Dirac operators up to 512 nodes. In the right column, results for the even-odd operators $D^{(\text{even-odd})}$ in Eq. (1) are displayed. We measure the sustained performance in single and double precisions

¹The frequency of the I/O nodes is 2.2 GHz.

for two local volumes on each node: $64 \times 32 \times 16 \times 8$ and $64 \times 16 \times 8 \times 4$. The extension in the fifth direction of the domain-wall operator is set to $L_s = 8$. For the domain-wall fermion in double precision, the results for the larger local volume are missing due to the memory size limitation. All the operators exhibit good scaling behavior. The results for the larger local volume (square symbols in the plot) give better performance than those for the smaller volume (circles). The single precision performance of the standard operators for the larger local volume is around 300 GFlops/node (domain-wall) to 380 GFlops/node (clover) on 512 nodes.

We notice that except for the domainwall operators the even-odd preconditioned operators exhibit significantly lower performance². This is mainly because of insufficient SIMD tuning in these operators, which caused unnecessary gather and scatter operations.

Figure 3 shows the sustained performance for linear equation solvers of the clover (BiCGStab algorithm) and the domain-wall (CG) fermions. The observed weak scaling behaviors are almost perfect, showing MPI rank map works efficiently. Compared to the Dirac operator multiplications, the performance of the solver is lower in GFlops. It is because the linear algebra in the solver requires more byte-per-flop (B/F) ratio and global reductions. In the case of Clover fermion, for example, the solver performance is about 65% of the Dirac operator multiplication in single precision. Note that the performance on Fugaku is much better than that on Intel Xeon Phi Clusters. The performance of the solver measured on Oakforest-PACS, a massive parallel machine with Intel Xeon Phi Knights Landing (KNL), was about or less than 50% of the Dirac operator multiplications: 45% in the case of single precision clover operator on 32 nodes [7]. The better performance on Fugaku is due to the higher memory bandwidth (B/F ratio 0.17 for Fugaku, ~ 0.08 for KNL) and faster MPI reductions. Global reductions on Fugaku with Tofu barrier execute reduction operations up to 3 elements simultaneously with the barrier synchronization, which is in fact efficient in the iterative solvers [14].

In Figure 4, the strong scaling plots are displayed for the single precision Dirac operator multiplications for a 64^4 lattice on up to 512 nodes. For this lattice size, we observe good scaling up to 64 nodes, followed by acceptable scaling behavior up to the largest number of nodes we tested without clear saturation. This implies that the communication overhead is still not dominant for this setup.

The dependence on the details of two-dimensional SIMD tiling is investigated in Fig. 5. The figure shows that there is no significant difference among different tiling shapes. The redundant neighboring communications are switched off in this figure. This result indicates that one can flexibly choose the tiling and local volume without the loss of performance.

The performance of the multi-grid solver together with mixed BiCGStab solver is plotted in Fig. 6. The configuration is from PACS collaboration [21], of which lattice size is 96^4 and the pion mass is $M_\pi = 145$ MeV. We tested both implementations with and without QWS, and two different numbers of null space vectors (denoted n in the plots) to build the coarse system. Using QWS makes solving time significantly faster, it accelerates by a factor ~ 2 – 2.5 . Within this comparison, even solely solving one equation with multi-grid solver is faster than mixed BiCGStab including the large setup overhead to build the coarse system. The setup overhead becomes irrelevant in solving O(10) or more equations with the same background gauge field, as shown in the right panel of the

²This performance drop of the even-odd operator has disappeared after the post-conference tuning [20].

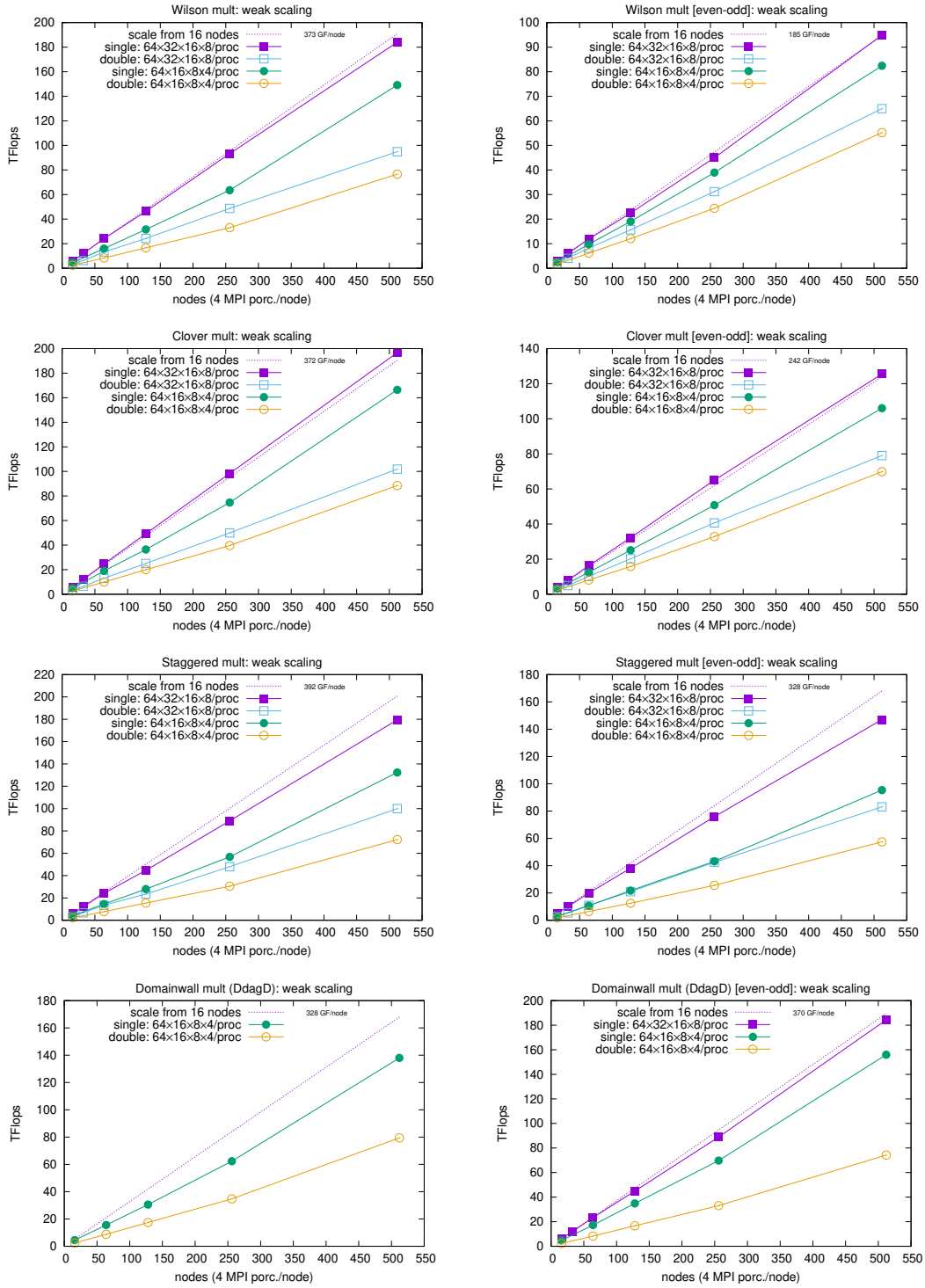


Figure 2: Weak scaling of Dirac operator multiplications, from 16 nodes to 512 nodes. From the top panels to the bottom panels: Wilson, Clover, Staggered and Domainwall operators. The left panels are full operators and right panels are even-odd preconditioned operators. The lines are guide for the eye. Each plot has two local volumes, $64 \times 32 \times 16 \times 8$ (square) and $64 \times 16 \times 8 \times 4$ (circle), and both single (filled symbols) and double (open symbols) precisions. The double precision Domainwall operators with larger local volume are missing due to the memory size limitation. The 5th extension of the Domainwall operator is $L_s = 8$.

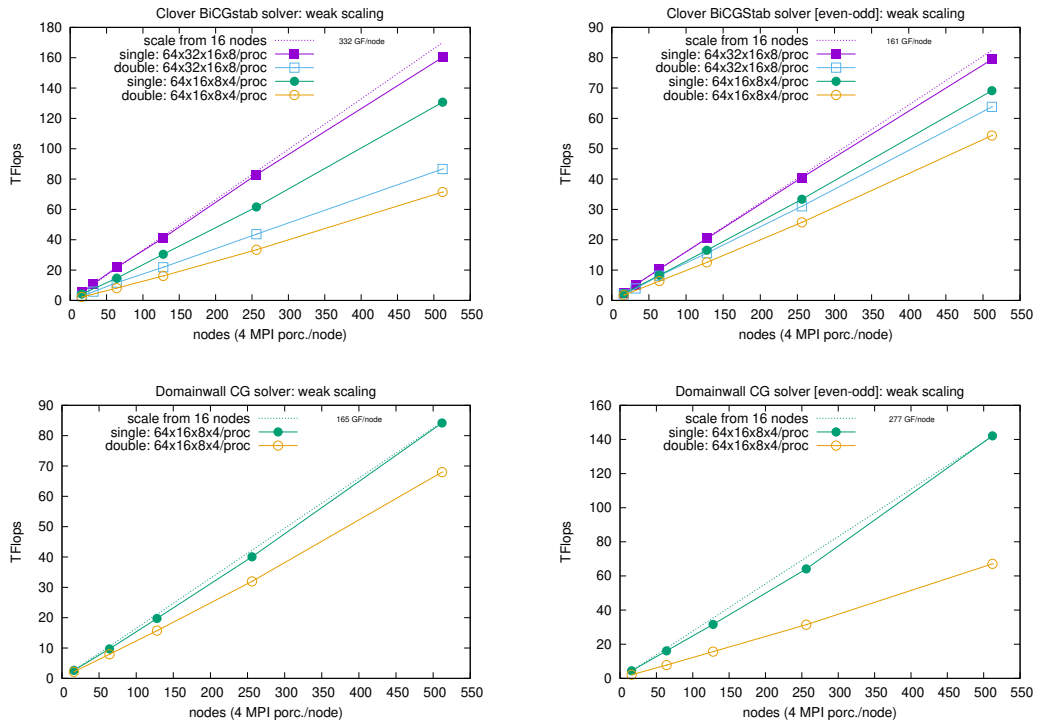


Figure 3: Weak scaling of solver. The upper panels are BiCGStab solver for clover fermion and the lower panels are CG solver for Domainwall solver. The details are the same as Fig. 2.

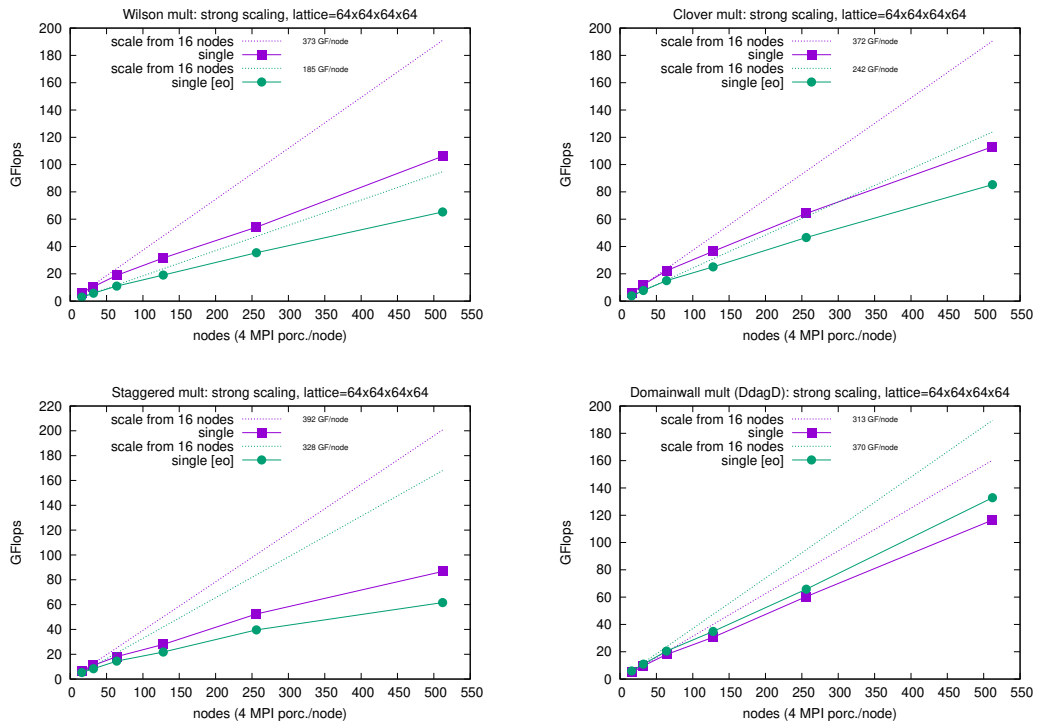


Figure 4: Strong scaling of Dirac operator multiplication. From upper left to lower right: Wilson, clover, staggered and domainwall operator. Dotted lines are ideal scaling from 16 nodes for single precision operators.

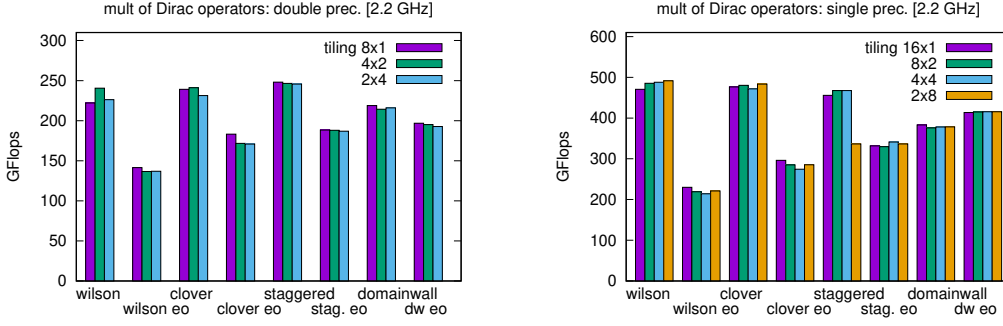


Figure 5: Performance of the Dirac operator multiplication with various SIMD tilings on single node. The lattice volume is $64 \times 16 \times 16 \times 8$. The MPI process size is $1 \times 1 \times 2 \times 2$ and the irrelevant communication in x - and y -directions are switched off. The left panel is double precision and the right panel is single precision. The data in these two plots were taken at ‘Flow’ in Nagoya University, of which 2.2 GHz frequency is higher than the normal mode of Fugaku (2.0 GHz).

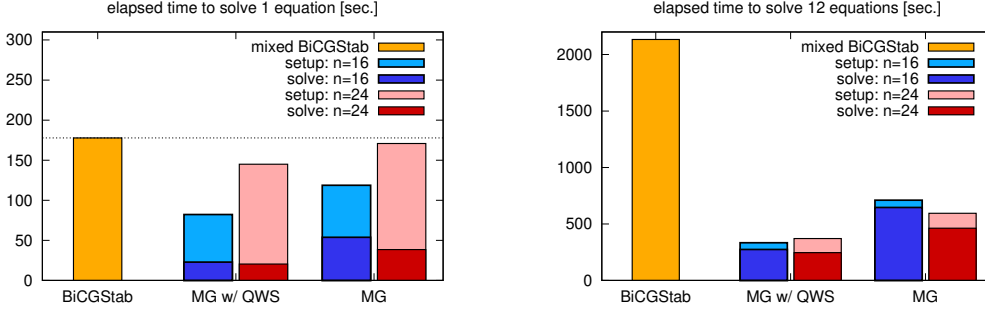


Figure 6: Performance of the multi-grid solver, on 96^4 lattice with $M_\pi = 145$ MeV configuration from [21]. The left panel is the elapsed time to solve 1 equation and the right panel is to solve 12 equations, including setup time denoted light colors, with 16 or null space vectors (denoted by n) to build the coarse system. For comparison, the timing with mixed precision BiCGStab solver is plotted.

figure. Note that the full solver from QWS can be faster than mixed BiCGStab solver in Bridge++. The reimplemention of QWS for domain decomposed HMC solves the same equation in 52 sec. [15], which is in fact faster than the time to solve 1 equation using multi-grid solver including the setup costs, 82 sec. ($n = 16$) or 145 sec. ($n = 24$). To solve 12 equations, however, the multi-grid solver with QWS takes only 330 sec. ($n = 16$), while the (reimplemention of) QWS takes more than 600 seconds.

4. Summary

The new version of Bridge++ has several extended data layouts, with which the architecture specific implementation is made. The implementation to A64FX, more specifically, to super-computer ‘Fugaku’, shows very good weak scaling in various Dirac operator multiplications and iterative linear solvers up to more than 500 nodes. The multi-grid solver utilizes a preconditioner in QWS, which was developed in the co-design activity for Fugaku, and achieves a better throughput

than QWS for almost physical point configuration. The code will be publicly available soon at the Bridge++ website [1].

Acknowledgments

This work is supported by JSPS KAKENHI (JP20K03961, JP21K03553), the MEXT as ‘Program for Promoting Researches on the Supercomputer Fugaku’ (Simulation for basic science: from fundamental laws of particles to creation of nuclei) and ‘Priority Issue 9 to be Tackled by Using the Post-K Computer’ (Elucidation of The Fundamental Laws and Evolution of the Universe), and Joint Institute for Computational Fundamental Science (JICFuS). The computational resource on supercomputer Fugaku at RIKEN Center for Computational Science was provided through Usability Research ra000001. The code development were partially performed on the supercomputer ‘Flow’ at Information Technology Center, Nagoya University. The gauge configuration was provided through Japan Lattice Data Grid (JLDG) [22].

We dedicate this contribution to the memory of Yusuke Taniguchi, who passed away in July 2022. We praise his continuous effort as a core member of Bridge++ project since its launch and being a driving force of the development.

References

- [1] “Lattice QCD code Bridge++.”
https://bridge.kek.jp/Lattice-code/index_e.html.
- [2] S. Ueda, S. Aoki, T. Aoyama, K. Kanaya, H. Matsufuru, S. Motoki et al., *Development of an object oriented lattice QCD code ‘Bridge++’*, *J. Phys. Conf. Ser.* **523** (2014) 012046.
- [3] S. Ueda, S. Aoki, T. Aoyama, K. Kanaya, H. Matsufuru, S. Motoki et al., *Bridge++: an object-oriented C++ code for lattice simulations*, *PoS LATTICE2013* (2014) 412.
- [4] Y. Akahoshi, S. Aoki, T. Aoyama, I. Kanamori, K. Kanaya, H. Matsufuru et al., *General purpose lattice QCD code set Bridge++ 2.0 for high performance computing*, *J. Phys. Conf. Ser.* **2207** (2022) 012053 [2111.04457].
- [5] I. Kanamori and H. Matsufuru, *Wilson and Domainwall Kernels on Oakforest-PACS*, *EPJ Web Conf.* **175** (2018) 09002 [1710.07226].
- [6] I. Kanamori and H. Matsufuru, *Practical Implementation of Lattice QCD Simulation on Intel Xeon Phi Knights Landing*, in *5th International Workshop on Legacy HPC Application Migration: International Symposium on Computing and Networking*, 12, 2017 [1712.01505].
- [7] I. Kanamori and H. Matsufuru, *Practical Implementation of Lattice QCD Simulation on SIMD Machines with Intel AVX-512*, vol. 10962, (Cham), pp. 456–471, Springer International Publishing (2018), DOI [1811.00893].
- [8] S. Motoki et al., *Development of Lattice QCD Simulation Code Set “Bridge++” on Accelerators*, *Procedia Computer Science* **29** (2014) 1701.

- [9] S. Motoki et al., *Lattice QCD code set Bridge++ on arithmetic accelerators*, *PoS LATTICE2015* (2016) 040.
- [10] S. Ueda, S. Aoki, T. Aoyama, K. Kanaya, H. Matsufuru, S. Motoki et al., *Lattice QCD code Bridge++ on multi-thread and many core accelerators*, *PoS LATTICE2014* (2015) 036.
- [11] T. Aoyama, K.-I. Ishikawa, Y. Kimura, H. Matsufuru, A. Sato, T. Suzuki et al., *First Application of Lattice QCD to PEZY-SC Processor*, *Procedia Computer Science* **80** (2016) 1418.
- [12] “A64FX.” <https://github.com/fujitsu/A64FX>.
- [13] M. Sato, Y. Ishikawa, H. Tomita, Y. Kodama, T. Odajima, M. Tsuji et al., *Co-Design for A64FX Manycore Processor and “Fugaku”*, in *SC20: International Conference for High Performance Computing, Networking, Storage and Analysis*, pp. 1–15, 2020, DOI.
- [14] K.-I. Ishikawa, I. Kanamori, H. Matsufuru, I. Miyoshi, Y. Mukai, Y. Nakamura et al., *102 PFLOPS lattice QCD quark solver on Fugaku*, *Comput. Phys. Commun.* **282** (2023) 108510 [2109.10687].
- [15] K.-I. Ishikawa, I. Kanamori and H. Matsufuru, *Multigrid solver on Fugaku*, *PoS LATTICE2021* (2022) 278 [2112.00501].
- [16] N. Meyer, P. Georg, S. Solbrig and T. Wettig, *Grid on QPACE 4*, *PoS LATTICE2021* (2022) 068 [2112.01852].
- [17] Y. Nakamura, *Software development and performance of Fugaku and ARM architectures*, *PoS LATTICE2021* (2021) 023.
- [18] I. Kanamori, K.-I. Ishikawa and H. Matsufuru, *Object-Oriented Implementation of Algebraic Multi-grid Solver for Lattice QCD on SIMD Architectures and GPU Clusters*, in *Computational Science and Its Applications – ICCSA 2021*, O. Gervasi, B. Murgante, S. Misra, C. Garau, I. Blečić, D. Taniar et al., eds., (Cham), pp. 218–233, Springer International Publishing, 2021, DOI [2111.05012].
- [19] A. Frommer, K. Kahl, S. Krieg, B. Leder and M. Rottmann, *Adaptive Aggregation Based Domain Decomposition Multigrid for the Lattice Wilson Dirac Operator*, *SIAM J. Sci. Comput.* **36** (2014) A1581 [1303.1377].
- [20] I. Kanamori, K. Nitadori and H. Matsufuru, *Wilson matrix kernel for lattice qcd on a64fx architecture*, in *Proceedings of the HPC Asia 2023 Workshops*, HPC Asia ’23 Workshops, (New York, NY, USA), p. 55–64, Association for Computing Machinery, 2023, DOI.
- [21] PACS collaboration, *2+1 Flavor QCD Simulation on a 96^4 Lattice*, *PoS LATTICE2015* (2016) 075 [1511.09222].
- [22] “Japan Lattice Data Grid.” <https://www.jldg.org/>.