
MetaPhysiCa: OOD Robustness in Physics-informed Machine Learning

S Chandra Mouli¹ Muhammad Ashraful Alam² Bruno Ribeiro¹

Abstract

A fundamental challenge in physics-informed machine learning (PIML) is the design of robust PIML methods for out-of-distribution (OOD) forecasting tasks. These OOD tasks require learning-to-learn from observations of the same (ODE) dynamical system with different unknown ODE parameters, and demand accurate forecasts even under out-of-support initial conditions and out-of-support ODE parameters. In this work we propose a solution for such tasks, which we define as a meta-learning procedure for causal structure discovery (including invariant risk minimization). Using three different OOD tasks, we empirically observe that the proposed approach significantly outperforms existing state-of-the-art PIML and deep learning methods.

1. Introduction

Physics-informed machine learning (PIML) (e.g., (Willard et al., 2020; Xingjian et al., 2015; Lusch et al., 2018; Yeo & Melnyk, 2019; Raissi et al., 2018; Kochkov et al., 2021)) seeks to combine the strengths of physics and machine learning models and has positively impacted fields as diverse as biological sciences (Yazdani et al., 2020), climate science (Faghmous & Kumar, 2014), turbulence modeling (Ling et al., 2016; Wang et al., 2020a), among others. PIML achieves substantial success in tasks where the test data comes from the same distribution as the training data (*in-distribution tasks*).

Unlike the PIML works described above, this paper considers an out-of-distribution (OOD) change in the initial system state and unknown parameters of the dynamical system, possibly with different train and test distribution supports (illustrated in Figure 1(a,b)). In this setting, we observe that existing state-of-the-art PIML models perform significantly worse than their performance in-distribution,

even in PIML methods designed with OOD robustness in mind (Wang et al., 2021b; Kirchmeyer et al., 2022). This is because the standard ML part of PIML, which tends to learn spurious associations, will perform poorly in our OOD setting. We then propose a promising solution: Combine *meta learning* with *causal structure discovery* to learn an ODE model that is robust to OOD initial conditions and can adapt to OOD parameters of the dynamical system. In our OOD tasks, OOD robustness means that the robustness is tied to interventions over the initial conditions and unknown parameters of the system, not on arbitrary interventions as the system evolves from the initial state. This is an important distinction. There can be multiple ODE models that will be equally OOD robust, and robust ODEs may not correctly predict system trajectories under arbitrary system interventions (Rubenstein et al. (2016) discusses the effect of arbitrary interventions in physics models).

Contributions This work proposes a *hybrid transductive-inductive modeling approach* learning for more robust ODEs using *meta learning* and *causal structure discovery* (e.g., via L_1 regularization (Zheng et al., 2018), which can be combined with invariant risk minimization (Arjovsky et al., 2019; Krueger et al., 2021)). More precisely, our contributions are:

1. We show that state-of-the-art PIML and deep learning methods fail in test examples with OOD initial conditions and/or OOD system parameters. Prior work (Wang et al., 2021a) showed that deep learning-only methods fail in OOD tasks, and argued physics models and PIML methods would succeed, including a proposed OOD solution (Wang et al., 2021b). Here we show that PIML methods also fail (or perform poorly) OOD, including the solution in Wang et al. (2021b).
2. *We proposed a hybrid transductive-inductive learning framework for ODEs via meta learning:* As in transductive methods, we will consider each training and test examples as separate tasks, but like inductive methods, the tasks are dependent and knowledge can be transferred between the learned ODEs. By *meta learning* we mean the definition in (Thrun & Pratt, 1998, Chapter 1.2), where given: (a) a family of M tasks (a task is a single experiment in our setting), $i = 1, \dots, M$; (b) training experience for each task $i \in \{1, \dots, M\}$, which for us are the

¹Department of Computer Science, Purdue University, Indiana, USA ²Department of Electrical and Computer Engineering, Purdue University, Indiana, USA. Correspondence to: S Chandra Mouli <chandr@purdue.edu>.

time series observations of an experiment $\mathbf{X}_{t_0}^{(i)}, \dots, \mathbf{X}_{t_T}^{(i)}$, and; (c) a family of performance measures (e.g., one for each task) described by the risk function $R^{(i)}$; our algorithm will *meta learn* such that performance at each task improves with experience (more observations) and with the number of tasks (number of experiments). For an algorithm to fit this definition, there must be a transfer of knowledge between multiple tasks that has a positive impact on expected task performance across all tasks.

3. **Learning ODEs as structural causal discovery.** In order to learn an ODE that is robust to OOD changes in initial conditions (with possibly non-overlapping training and test distribution supports), we define a family of structural causal models and perform a structural causal search in order to find the correct model for our task (which is assumed to be in the family). We test common structural causal discovery approaches for linear models: ℓ_1 -regularization with and without an invariant risk minimization-type objective, which we observe achieve similar empirical results.

The proposed method is then empirically validated using three commonly-used simulated physics tasks (with measurement noise): Damped pendulum systems (Yin et al., 2021), predator-prey systems (Wang et al., 2021a), and epidemic modeling (Wang et al., 2021a). Train and test distributions of initial conditions and unknown ODE parameters have non-overlapping support.

2. Dynamical System Forecasting as a Meta Learning Task

We formally describe the task of forecasting a dynamical system with a focus on the out-of-distribution scenarios.

Definition 1 (Dynamical system forecasting task). *In what follows we describe our task:*

1. **Training data (depicted in Figure 1(a)):** *In training, we are given a set of M experiments, which we will denote as M tasks. Task $i \in \{1, \dots, M\}$ has an associated (hidden) environment $e^{(i)}$. Different tasks can have the same environment. Let $\mathcal{T}^{(i)} := \mathbf{X}_{t_0}^{(i)}, \dots, \mathbf{X}_{t_{T^{(i)}}}^{(i)}$ denote the noisy observations of our dynamical system, with $\mathbf{X}_t^{(i)} := \mathbf{x}_t^{(i)} + \varepsilon_t^{(i)}$, where*

$$\frac{d\mathbf{x}_t^{(i)}}{dt} = \psi(\mathbf{x}_t^{(i)}; \mathbf{W}^{(i)*}, \boldsymbol{\xi}^*), \quad (1)$$

$\{t_0, \dots, t_{T^{(i)}}\}$ are regularly-spaced discrete time steps¹, $\mathbf{x}_t^{(i)} \in \mathbb{R}^d$ is the (hidden) state of the system at time t during experiment (task) i , $\varepsilon_t^{(i)}$ are independent zero-mean

Gaussian noises, ψ is an unknown deterministic function with task-dependent parameters $\mathbf{W}^{(i)*}$ and global task-independent parameters $\boldsymbol{\xi}^*$, both hidden.

The distribution of initial conditions $\mathbf{x}_{t_0}^{(i)} \sim P(\mathbf{X}_{t_0} | E = e^{(i)})$ and that of hidden parameters $\mathbf{W}^{(i)*} \sim P(\mathbf{W}^* | E = e^{(i)})$ for task i may depend on its environment $e^{(i)}$. The unknown parameters $\boldsymbol{\xi}^*$ remain constant across environments.

2. **Test data (depicted in Figure 1(b)):** *At test, we are given noisy observations of the initial sequence $\tilde{\mathcal{T}}^{(M+1)} := \mathbf{X}_{t_0}^{(M+1)}, \dots, \mathbf{X}_{t_r}^{(M+1)}$, where r is generally small, of the dynamical system*

$$\frac{d\mathbf{x}_t^{(M+1)}}{dt} = \psi(\mathbf{x}_t^{(M+1)}; \mathbf{W}^{(M+1)*}, \boldsymbol{\xi}^*)$$

with initial condition $\mathbf{x}_{t_0}^{(M+1)} \sim P(\mathbf{X}_{t_0} | E = e^{(M+1)})$, (unknown) system parameters $\mathbf{W}^{(M+1)*} \sim P(\mathbf{W}^* | E = e^{(M+1)})$ and hidden global parameters $\boldsymbol{\xi}^*$ the same as in training. **Our task is to predict $\mathbf{X}_{t_{r+1}}^{(M+1)}, \dots, \mathbf{X}_{t_{T^{(M+1)}}}^{(M+1)}$ from the initial observations $\tilde{\mathcal{T}}^{(M+1)}$, using the inductive knowledge obtained from the training data.**

3. **OOD initial conditions and system parameters:** *Initial conditions in training $\{P(\mathbf{X}_{t_0} | E = e^{(i)})\}_{i=1}^M$, can be different from initial conditions in test $P(\mathbf{X}_{t_0} | E = e^{(M+1)})$ with possibly non-overlapping support due to the presence of an environment unseen in training. Similarly, the hidden parameters in training $\{P(\mathbf{W}^* | E = e^{(i)})\}_{i=1}^M$, can have different support from those in test $P(\mathbf{W}^* | E = e^{(M+1)})$.*

In training, we are given trajectories that may have (a) different initial conditions, and (b) different unknown ODE system parameters. We observe a test trajectory (indexed by $M + 1$) from time $t = t_0, \dots, t_r$ and we wish to forecast its future after time t_r . The test trajectory can have an OOD initial condition and OOD (unknown) ODE parameters $\mathbf{W}^{(M+1)*}$.

Illustrative example. Figure 2a shows an example of an out-of-distribution task for forecasting the motion of a pendulum with friction. The state $\mathbf{X}_t = [\theta_t, \omega_t] \in \mathbb{R}^2$ describes the angle made by the pendulum with the vertical and the corresponding angular velocity at time t . The true (unknown) function ψ describing this dynamical system is given by $\psi([\theta_t, \omega_t]; \mathbf{W}^*) = [\omega_t, -\alpha^* \sin(\theta_t) - \rho^* \omega_t]$ with $\mathbf{W}^* = (\alpha^*, \rho^*)$ denoting the parameters relating to the pendulum's period and the damping coefficient. **(1.)** In training, we observe M (noisy) trajectories of motion over discrete time steps $t = 0, 0.1, \dots, 10$ from experiments (tasks) where a pendulum is dropped with no angular velocity. Each training experiment is performed by dropping different pendulums (i.e., $\mathbf{W}^{(i)*} \sim P(\mathbf{W}^* | E = e^{(i)})$) from angles

¹Regularly spaced intervals are not strictly necessary for our method, but it makes its implementation simpler.

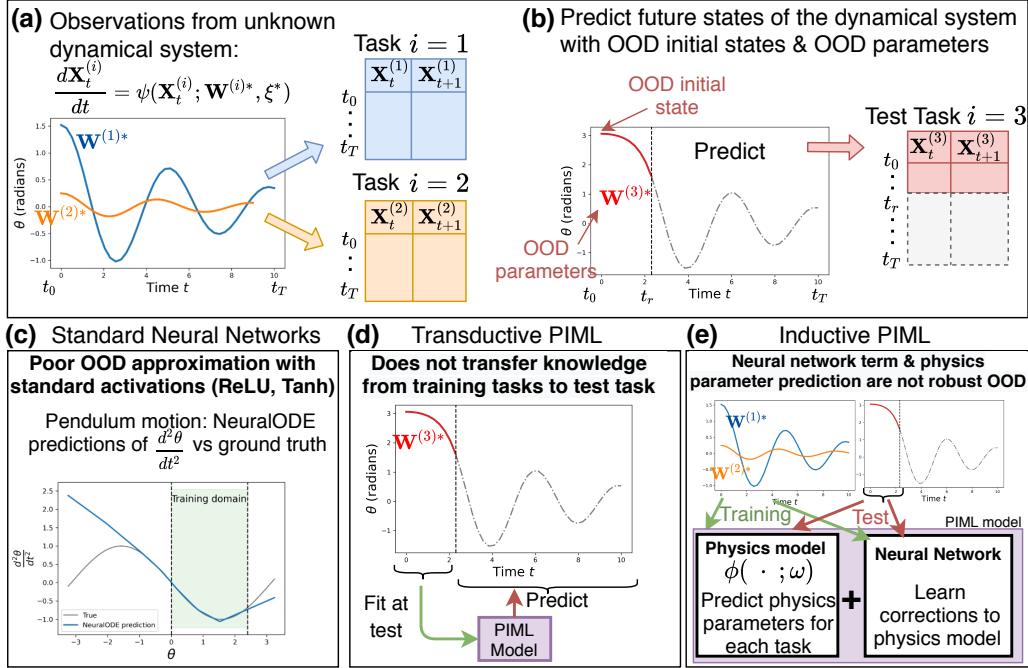


Figure 1: Dynamical system OOD problem definition and traditional approaches to address it. **(a)** Training data consists of multiple observations from the same dynamical system with different parameters $\mathbf{W}^{(i)*}$. Each training curve can be seen as a different task i where the goal is to predict $\mathbf{X}_{t+1}^{(i)}$ from $\mathbf{X}_t^{(i)}$ for all t . **(b)** At test, we are given observations till t_r (red solid) and the goal is to predict the future observations till t_T (gray dashed). The initial conditions and the unknown ODE parameters can be out-of-distribution in test. **(c)** Shows OOD failure of a standard neural network (NeuralODE (Chen et al., 2018)) for dynamical system forecasting. When trained to predict the motion of damped pendulum, the model predicts accurately in the training domain (green shaded), but predicts a linear function outside the training domain. **(d)** Transductive PIML methods (e.g., (Raissi et al., 2017a; Brunton et al., 2016)) are not able to transfer knowledge from training tasks to a test task with different \mathbf{W}^* . Thus, these models can be fit only using test observations till time t_r ignoring the training data. **(e)** Inductive PIML methods (e.g., (Yin et al., 2021; Mehta et al., 2021)) use a known (possibly incomplete) physics model $\phi(\cdot; \omega)$ and inductively predict its parameters ω for each task, typically using a neural network. However, predicting these physics parameters at test this way is not robust. Furthermore, they use a neural network term to correct for the incomplete physics model and face the same robustness issue discussed in (c).

$0 < \theta_{t_0} < \pi/2$. **(2.)** In test, the experiment is repeated with a different distribution over the initial dropping angles, $\pi - 0.1 < \theta_{t_0} < \pi$ (nearly vertical angles) and a different distribution over ODE parameters \mathbf{W}^* . The test trajectory is observed over a smaller time window $t = 0, 0.1, \dots, 3.3$ and the forecasting task is to predict the future states of the pendulum till time $t = 10$.

3. Related work & their limitations

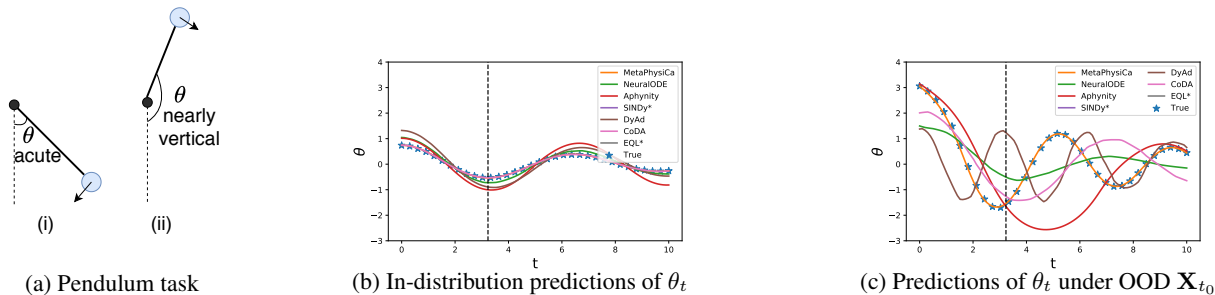
Next we describe different classes of existing approaches that are commonly used for the dynamical system forecasting and their inherent challenges out-of-distribution.

3.1. Neural network methods

Deep learning’s ability to model complex phenomena has allowed it to make great strides in a number of physics applications (Lusch et al., 2018; Yeo & Melnyk, 2019; Kochkov et al., 2021; Dang et al., 2022; Brandstetter et al., 2022b). However, standard deep learning methods are known to learn spurious correlations and tend to fail when the test distribution of the inputs are different from that observed in

training (Wang et al., 2021a; Geirhos et al., 2020). Figure 2 depicts the out-of-distribution failure of several deep learning methods from NeuralODE (Chen et al., 2018) to more complex meta learning approaches (Wang et al., 2021b) in our running damped pendulum example (more details of the experiment is in Section 5). While DyAd (Wang et al., 2021b) and CoDA (Kirchmeyer et al., 2022) use meta-learning objectives to adapt to new dynamical system parameters, they are not robust to OOD initial conditions.

In standard deep learning tasks, Xu et al. (2021) show that an MLP’s failure to extrapolate to out-of-distribution can be traced to an absence of algorithmic alignment, which is an appropriate combination of basis and activation functions within the architecture for the task. For example, the outputs of an MLP with ReLU activations will be linear far from the training domain even when trained to predict a sine/quadratic function. For dynamical system forecasting, our Figure 1(c) depicts the results of a similar experiment for a standard sequence model (NeuralODE): the model can approximate the target sine function in the training domain



| Methods | Test NRMSE ↓ | | |
|--|---------------|----------------------|-------------------------|
| | ID | OOD X_{t_0} | OOD X_{t_0} and W^* |
| Standard Deep Learning | | | |
| NeuralODE (Chen et al., 2018) | 0.083 (0.033) | 0.591 (0.119) | 0.717 (0.210) |
| Meta Learning | | | |
| DyAd (Wang et al., 2021b) | 0.078 (0.051) | 0.834 (0.263) | 0.804 (0.267) |
| CoDA (Kirchmeyer et al., 2022) | 0.052 (0.032) | 0.764 (0.201) | 1.011 (0.226) |
| Physics-informed Machine Learning | | | |
| APHYNITY (Yin et al., 2021) | 0.097 (0.020) | 0.970 (0.384) | 1.159 (0.334) |
| SINDy (Brunton et al., 2016) | NaN* | NaN* | NaN* |
| EQL (Martius & Lampert, 2016) | NaN* | NaN* | NaN* |
| MetaPhysiCa (ours) | 0.049 (0.002) | 0.070 (0.011) | 0.181 (0.012) |

(d) Normalized RMSE ↓ of test predictions from different methods in-distribution and two OOD scenarios. NaN* indicates that the model returned errors during test-time predictions, for example, because the learnt ODE was too stiff (numerically unstable) to solve.

Figure 2: (a) Predict pendulum motion from noisy observations: (i) in-distribution, when dropped from acute angles and (ii) OOD w.r.t initial conditions and parameters, when a different pendulum is dropped from nearly vertical angles. (b, c) shows example ground truth curves (blue stars) in- and out-of-distribution along with predictions from different models. While most tested methods perform well in-distribution, only MetaPhysiCa (orange) closely follows the true curve OOD and all other methods are terribly non-robust. (d) Standard deep learning methods and physics-informed machine learning methods fail to forecast accurately out-of-distribution. On the other hand, **MetaPhysiCa outputs up to 4× more robust OOD predictions.**

(green region) but predicts a linear function far outside the training domain. This means that *we need algorithmic alignment (i.e., to include appropriate basis functions) in order to make accurate forecasts in OOD tasks.*

3.2. Physics-informed machine learning (PIML)

To alleviate the challenges described above for standard neural networks, several physics-informed machine learning (PIML) methods have been proposed (e.g., (Willard et al., 2020; Wang et al., 2020a; Faghmous & Kumar, 2014; Daw et al., 2017)) that utilize physics-based domain knowledge about the dynamical system for better predictions. The type of physics-based knowledge vary across methods, for example, (a) a dictionary of basis functions (e.g., \sin , \cos , $\frac{d}{dt}$) (Schmidt & Lipson, 2009; Brunton et al., 2016; Martius & Lampert, 2016; Raissi, 2018; Cranmer et al., 2020b) related to the task, (b) a completely specified physics model (Raissi et al., 2017a; Raissi, 2018; Jiang et al., 2019) or with missing terms (Yin et al., 2021), and (c) different domain-specific physical constraints such as energy conservation (Greydanus et al., 2019; Cranmer et al., 2020a), symmetries (Wang et al., 2020b; Finzi et al., 2021; Brandstetter et al., 2022a). While these PIML methods improve

upon standard neural networks, Figure 2 shows that they are generally not designed for OOD forecasting tasks. To precisely study the reasons for this failure, we categorize these methods into inductive and transductive methods based on requirements over the dynamical system parameters W^* .

Transductive PIML methods. Transductive inference focuses on predicting missing parts from the training data. In PIML, transductive inference methods treat *training and test examples* as unrelated tasks, hence OOD generalization tends to be less of a challenge in transductive methods. For instance, SINDy (Brunton et al., 2016), EQL (Martius & Lampert, 2016), and related methods (Raissi, 2018; Chen, 2021), learn the ODE equation based on a dictionary of basis functions for a specific parameter $W^{(i)*}$. These transductive methods, however, do not transfer knowledge learnt in training to predicting test examples with a different $W^{(j)*}$. This forces these methods to forecast simply based on the initial observations of the test task alone, often leading to poor performance. Figure 1(d) illustrates this case where a transductive method (unsuccessfully) tries to learn the unknown parameter $W^{(3)*}$ of the test task from a few initial test observations. Another class of transductive methods (Raissi et al., 2017a;b; Yu et al., 2022) assume that

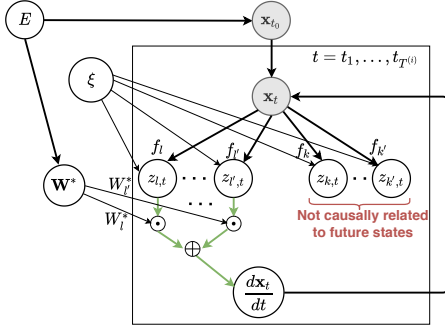


Figure 3: Deterministic SCM for a dynamical system. The dynamics is defined via an unknown linear combination of basis functions. The distribution of initial conditions \mathbf{x}_{t_0} and ODE parameters \mathbf{W}^* depends on the environment E .

the ODE parameters \mathbf{W}^* remain constant across all training and test tasks, and regularize neural networks to respect a given physics model. Causal PINNs (Wang et al., 2022) further ensure that, for any time t , predictions at time less than t are accurately resolved *before* predictions at time t . However, they do not allow for causal interventions to initial states and unknown parameters of the dynamical system. Further, these methods will perform poorly in-distribution if different training tasks have different ODE parameters.

Inductive PIML methods. Taking the opposite approach, *inductive inference* focuses on learning rules from the training data that can be applied to unseen test examples. Inductive methods dominate PIML approaches but are fragile OOD, since the learned rules are learned within the scope of the training data and are not guarantee to work outside the training data scope. For example, APHYNITY (Yin et al., 2021) and NDS (Mehta et al., 2021) are such inductive methods that augment a neural network to a known incomplete physics model where the parameters of the physics model are predicted inductively using a recurrent network. As illustrated in Figure 1(e), these methods are able to learn from training tasks with different ODE parameters $\mathbf{W}^{(i)*}$. However, the recurrent network in APHYNITY fails OOD and often returns incorrect physics parameters OOD (see Figure 2c). Further, the augmented neural network suffers from the same issues discussed in Section 3.1 leading to poor OOD performance as seen in Figure 2.

With these key reasons identified for the fragility of existing methods to OOD initial conditions, next we propose an approach (*MetaPhysiCa*) that is more robust to these challenges and outputs more robust predictions out-of-distribution, while also giving accurate predictions in-distribution.

4. Proposed approach: MetaPhysiCa

We first describe a family of causal models, then explain how meta learning allows us to perform a hybrid transductive-

inductive approach for improved OOD accuracy.

4.1. Structural causal model

We describe the dynamical system using a deterministic structural causal model (Peters et al., 2022) with measurement noise over the observed states and explicitly define the assumptions over the unknown function ψ in Definition 1.

The causal diagram is depicted in Figure 3 in the plated notation iterating over time $t = t_0, \dots, t_{T^{(i)}}$ for each task $\mathcal{T}^{(i)}$. As before, the state of the dynamical system is $\mathbf{X}_t^{(i)} \in \mathbb{R}^d$ for task i . We note that our SCM may not necessarily be the true SCM, but rather a SCM that is indistinguishable from the true one w.r.t. interventions to the environment variable E that affects the initial conditions $\mathbf{X}_{t_0}^{(i)}$ and $\mathbf{W}^{(i)*}$. We define the causal process at each time step t for i -th task as follows.

Let $f_k(\cdot; \xi_k) : \mathbb{R}^d \rightarrow \mathbb{R}$, $1 \leq k \leq m$, be m linearly independent basis functions each with a separate set of parameters ξ_k^* acting on an input state $\mathbf{x}_t^{(i)}$. Examples of such basis functions include trigonometric functions like $f_1(\mathbf{x}_t^{(i)}; \xi_1^*) = \sin(\xi_{1,1}x_{t,1}^{(i)} + \xi_{1,2})$, polynomial functions like $f_2(\mathbf{x}_t^{(i)}; \xi_2) = x_{t,1}^{(i)}x_{t,2}^{(i)}$, and so on. The corresponding outputs from these basis are shown as $z_{k,t}^{(i)} := f_k(\mathbf{x}_t^{(i)}; \xi_k)$ in Figure 3. The derivative $dx_{t,j}^{(i)}/dt$ for a particular dimension $j \in \{1, \dots, d\}$ is only affected by a few (unknown) basis function outputs $z_{k,t}^{(i)}$ (green arrows in Figure 3) and is a linear combination of these selected basis functions with coefficients $\mathbf{W}^{(i)*}$. However, these selected basis functions and their corresponding parameters ξ are assumed to be invariant across all the tasks, i.e., $dx_{t,j}^{(i)}/dt$, $j \in \{1, \dots, d\}$, is defined using the same basis functions for all $i = 1, \dots, M$. Finally, the derivatives dictate the next state of the dynamical system. We observe the dynamical system with independent additive measurement noise $\mathbf{X}_t^{(i)} := \mathbf{x}_t^{(i)} + \varepsilon_t^{(i)}$, where $\varepsilon_t^{(i)} \sim \mathcal{N}(\mathbf{0}, \sigma_\varepsilon^2 I)$.

We assume that we are given the collection of m possible basis functions $f_k(\cdot; \xi)$, $k = 1, \dots, m$, $m \geq 2$, with unknown ξ and *no prior knowledge of which* $\{f_k\}_{k=1}^m$ *causally influence* $dx_{t,j}^{(i)}/dt$. The need for basis functions stems from extensive experimentation and our analysis in Section 3.1, where we show that appropriate basis functions must be incorporated within the architecture in order to extrapolate to OOD scenarios (see Figure 1(c)).

4.2. Meta learning & model architecture

Given the training data $\{(\mathbf{x}_t^{(i)})_t\}_{i=1}^M$ generated from the unknown SCM described above, our goal is three-fold: **(a)** discover the true underlying causal structure, i.e., which of the edges $z_{k,t} \rightarrow dx_{t,j}/dt$ exist for $j = 1, \dots, d$, **(b)** learn the global parameters ξ that parameterize the relevant basis functions, and **(c)** learn the task-specific parameters

$\mathbf{W}^{(i)*}$ that act as coefficients in linear combination of the selected basis functions. In the following, we propose a meta-learning framework that introduces structure (gate) parameters Φ that are shared across tasks and task-specific coefficients $\mathbf{W}^{(i)}$ that vary across the tasks

$$\frac{d\hat{\mathbf{X}}_t^{(i)}}{dt} = (\mathbf{W}^{(i)} \odot \Phi) F(\hat{\mathbf{X}}_t^{(i)}; \xi), \quad (2)$$

where \odot is the Hadamard product and

- $F(\hat{\mathbf{X}}_t^{(i)}; \xi) := [f_1(\hat{\mathbf{X}}_t^{(i)}; \xi_1) \cdots f_m(\hat{\mathbf{X}}_t^{(i)}; \xi_m)]^T$ is the vector of outputs from the basis functions with parameters ξ ,
- $\Phi \in \{0, 1\}^{d \times m}$ are the learnable parameters governing the global causal structure across all tasks such that $\Phi_{j,k} = 1$ iff edge $z_{k,t} \rightarrow dx_{t,j}/dt$ exists in Figure 3,
- $\mathbf{W}^{(i)} \in \mathbb{R}^{d \times m}$ are task-specific parameters that act as coefficients in linear combination of the selected basis functions.

Next we describe a procedure to obtain the structure parameters Φ . Finding whether an edge exists or not in the causal graph is known as the causal structure discovery problem (e.g., Heinze-Deml et al. (2018)). We use a score-based causal discovery approach (e.g., (Huang et al., 2018)) where we assign a score to each possible causal graph. We wish to find the *minimal* causal structure, i.e., with the least number of edges, that also fits the training data. This balances the complexity of the causal structure with training likelihood, and avoids overfitting the training data.

A sparse structure for Φ implies fewer terms in the RHS of the learnt equation for the derivatives in Equation (2). Several causal discovery approaches have been proposed that learn such minimal causal structure via continuous optimization (Zheng et al., 2018; Ng et al., 2022). We use the log-likelihood of the training data with ℓ_1 -regularization term to induce sparsity that is known to perform well for general causal structure discovery tasks (Zheng et al., 2018). Note that since the direction of all the edges are known (i.e., $z_{k,t} \rightarrow dx_{t,j}/dt$), we do not need the acyclicity constraints and the causal graph is uniquely identified by its Markov equivalence class (Pearl, 2009, Chapter 2).

The prediction error is given by $R^{(i)}(\mathbf{W}^{(i)}, \Phi, \xi) := \frac{1}{T^{(i)}+1} \sum_{t=t_0}^{t_T^{(i)}} \|\hat{\mathbf{X}}_t^{(i)} - \mathbf{X}_t^{(i)}\|_2^2$ where $\hat{\mathbf{X}}_t^{(i)} = \mathbf{X}_{t_0}^{(i)} + \int_{t_0}^t (\mathbf{W}^{(i)} \odot \Phi) F(\hat{\mathbf{X}}_\tau^{(i)}; \xi) d\tau$ are the predictions obtained using an ODE solver to integrate Equation (2). In practice however, we found the squared loss directly between the predicted and estimated ground truth derivatives, i.e., $\tilde{R}^{(i)}(\mathbf{W}^{(i)}, \Phi, \xi) = \frac{1}{T^{(i)}+1} \sum_{t=t_0}^{t_T^{(i)}} \|d\hat{\mathbf{X}}_t^{(i)}/dt - d\mathbf{X}_t^{(i)}/dt\|_2^2$, leads to a stable learning procedure with better accuracy in-distribution and OOD. As discussed before, we use an ℓ_1 -regularization term $\|\Phi\|_1$ to learn a causal structure with

the fewest possible edges $z_{k,t} \rightarrow dx_{t,j}/dt, j = 1, \dots, d$, while minimizing the prediction error in training.

Our structure discovery task comes with an additional challenge as the training tasks could have been obtained under different (hidden) environments (as defined in Definition 1). While there are score-based (discrete optimization) approaches (Ghassami et al., 2018; Perry et al., 2022) for such non-IID data, aforementioned approaches based on continuous optimization (e.g., (Zheng et al., 2018)) are not guaranteed to learn the correct structure. For example, they may output a structure that is optimal for one environment consisting of a large number of training tasks but suboptimal for other environments.

Our goal then is to learn a structure that minimizes the prediction error across all environments simultaneously, similar to learning robust representations via invariant risk minimization-type methods (Arjovsky et al., 2019; Krueger et al., 2021). Since the environment $e^{(i)}$ of a particular task i is hidden to our approach, we use a modified V-REx regularization (Krueger et al., 2021) that minimizes the variance of prediction errors across tasks instead of environments, focusing on robustness to the worst-case scenario (that all tasks have unique environments).

Now we are ready to describe our final optimization objective. Similar to standard meta-learning objectives (Finn et al., 2017; Franceschi et al., 2018; Hospedales et al., 2021), we propose a bi-level objective that optimizes the structure parameters Φ and the global parameters ξ in the outer-level, and the task-specific parameters $\mathbf{W}^{(i)}$ in the inner-level as follows

$$\begin{aligned} \hat{\Phi}, \hat{\xi} = \arg \min_{\Phi, \xi} & \frac{1}{M} \sum_{i=1}^M R^{(i)}(\hat{\mathbf{W}}^{(i)}, \Phi, \xi) + \lambda_\Phi \|\Phi\|_1 \\ & + \lambda_{\text{REx}} \text{Variance}(\{R^{(i)}(\hat{\mathbf{W}}^{(i)}, \Phi, \xi)\}_{i=1}^M) \\ \text{s.t.}, \forall i, \hat{\mathbf{W}}^{(i)} = & \arg \min_{\mathbf{W}^{(i)}} R^{(i)}(\mathbf{W}^{(i)}, \Phi, \xi), \end{aligned} \quad (3)$$

where λ_Φ and λ_{REx} are hyperparameters. The bi-level optimization in Equation (3) can be approximated by alternate optimization steps for (Φ, ξ) and $\{\mathbf{W}^{(i)}\}_{i=1}^M$ in outer and inner loops respectively (Borkar, 1997; Chen et al., 2021). In our experiments, jointly optimizing Φ, ξ and $\mathbf{W}^{(i)}, i = 1, \dots, M$, instead resulted in comparable performance with considerable computational benefits over alternating SGD. The discrete structure parameters Φ can be approximated using (stochastic) Gumbel-Softmax variables (Jang et al., 2017; Ng et al., 2022) or using deterministic binarization techniques (Courbariaux et al., 2015; 2016). We use the latter and reparameterize $\Phi_{j,k} := \mathbf{1}(\sigma(\tilde{\Phi}_{j,k}) > 0.5)$ where $\Phi' \in \mathbb{R}^{d \times m}$, $\sigma(\cdot)$ is the sigmoid function, and the gradients are estimated via a straight-through-estimator.

Hyperparameter selection: We choose the hyperparam-

ters λ_Φ and λ_{REX} that result in sparsest model (i.e., with the least $\|\hat{\Phi}\|_0$) while achieving validation loss within 5% of the best validation loss in held-out *in-distribution* validation data. The use of *in-distribution data for validation* is key requirement since in OOD tasks one *does not* have access to samples from the test distribution. Additional implementation details are provided in Appendix B.

MetaPhysiCa can be extended to more expressive structural causal models than Figure 3 that construct more expressive basis functions by composing them. MetaPhysiCa with such an expressive SCM shows OOD performance gains on a complex ODE task (Appendix C.3), but sometimes suffers from learning stiff ODEs due to the complexity of such a 2-layer composition procedure. Better optimization techniques may help alleviate this problem.

4.3. Transductive test-time adaptation

Finally, given a test task $\tilde{\mathcal{T}}^{(M+1)} = (\mathbf{X}_{t_0}^{(M+1)}, \dots, \mathbf{X}_{t_r}^{(M+1)})$ with the unknown ground-truth parameters $\mathbf{W}^{(M+1)*} \sim P(\mathbf{W}^*|E = e^{(M+1)})$ as defined in Definition 1, we adapt the learnt model’s task-specific parameters $\mathbf{W}^{(M+1)}$ by optimizing the following while keeping $\hat{\Phi}, \hat{\xi}$ fixed

$$\hat{\mathbf{W}}^{(M+1)} = \arg \min_{\mathbf{W}^{(M+1)}} \frac{1}{t_r + 1} \sum_{t=t_0}^{t_r} \|\hat{\mathbf{X}}_t^{(M+1)} - \mathbf{X}_t^{(M+1)}\|_2^2 \quad (4)$$

where $\hat{\mathbf{X}}_t^{(M+1)} = \mathbf{X}_{t_0}^{(M+1)} + \int_{t_0}^t (\mathbf{W}^{(M+1)} \odot \hat{\Phi}) F(\hat{\mathbf{X}}_\tau^{(M+1)}; \hat{\xi}) d\tau$ are the predictions obtained using the optimal values $\hat{\Phi}, \hat{\xi}$. Note the following two key aspects of the test-time adaptation in Equation (4): **(a)** Only the task-specific parameters $\mathbf{W}^{(M+1)}$ are adapted whereas the meta-model $\hat{\Phi}$ learnt during training is kept fixed, and **(b)** only the observations from time t_0, \dots, t_r of the given test trajectory is used to adapt the parameters $\mathbf{W}^{(M+1)}$. Transductively adapting the task-specific parameters to the initial observations from the test trajectory allows the model to be robust to OOD ODE parameters $\mathbf{W}^{(M+1)*}$. The final predictions $(\hat{\mathbf{X}}_t^{(M+1)})_{t_r}^{t_r}$ from the model are obtained with the test-time adapted parameters $\hat{\mathbf{W}}^{(M+1)}$ and the fixed parameters with no adaptation $\hat{\Phi}, \hat{\xi}$.

Figure 6 in Appendix shows a schematic diagram of MetaPhysiCa along with the training/test methodologies.

5. Empirical evaluation

We evaluate **MetaPhysiCa** in synthetic forecasting tasks based on 3 different dynamical systems (ODEs) from the literature (Yin et al., 2021; Wang et al., 2021a) adapted to our OOD scenario, namely, **(i)** Damped pendulum system, **(ii)** Predator-prey system and **(iii)** Epidemic model.

We compare against the following approaches: **(a) NeuralODE** (Chen et al., 2018), a deep learning method for learning ODEs, **(b) DyAd** (Wang et al., 2021b) (modified for ODEs), that adapts to different training tasks with a weakly-supervised encoder, **(c) CoDA** (Kirchmeyer et al., 2022), that learns to modify its parameters to each environment with a low-rank adaptation, **(d) APHYNITY** (Yin et al., 2021), that augments a known incomplete physics model with a neural network, **(e) SINDy** (Brunton et al., 2016), a *transductive* PIML method that uses sparse regression to learn linear coefficients over a given set of basis functions, **(f) EQL** (Martius & Lampert, 2016), a *transductive* PIML method that uses \sin, \cos and other basis functions within a neural network and learns a sparse model. Additional details about the models is presented in Appendix B.

Dataset generation. As per Definition 1, for each dynamical system, we simulate the respective ODE to generate $M = 1000$ training tasks each observed over regularly-spaced discrete time steps $\{t_0, \dots, t_T\}$ where $\forall l, t_l = 0.1l$. For each training task $\mathcal{T}^{(i)}, i = 1, \dots, M$, we sample an initial condition $\mathbf{X}_{t_0}^{(i)} \sim P(\mathbf{X}_{t_0}|E = e)$ where $E = e$ is the training environment. Similarly, we sample different $\mathbf{W}^{(i)*} \sim P(\mathbf{W}^*|E = e)$ for each training task i . At OOD test, we generate $M' = 200$ test tasks by simulating the respective dynamical system over timesteps $\{t_0, \dots, t_r\}$, where again $\forall l, t_l = 0.1l$. For each test task $j = 1, \dots, M'$, we sample test initial conditions $\mathbf{X}_{t_0}^{(j)} \sim P(\mathbf{X}_{t_0}|E = e')$ and test ODE parameters $\mathbf{W}^{(j)*} \sim P(\mathbf{W}^*|E = e')$, where $E = e'$ is the test environment. We consider two OOD scenarios: **(a) (OOD \mathbf{X}_{t_0})** when only the initial conditions are OOD, and **(b) (OOD \mathbf{X}_{t_0} and \mathbf{W}^*)** when initial conditions and ODE parameters are OOD. The latter can induce completely different test supports for both the initial conditions and the ODE parameters.

We consider three dynamical systems in our experiments, with 3 to 6 RHS terms in their respective differential equations: a damped pendulum system (Yin et al., 2021), a predator-prey system (Wang et al., 2021a), and an epidemic (SIR) model (Wang et al., 2021a), with following OOD shifts in their initial conditions respectively: acute initial angles in training to nearly vertical initial angles in OOD test, initial prey population $10\times$ less in OOD test than in training, and initial population susceptible to a disease $10\times$ more in OOD test than in training. For all three dynamical systems, all ODE parameters are $\approx 1.5\times$ higher OOD than in training (with non-overlapping support). We generate the damped pendulum dataset with 1% zero-mean Gaussian noise and the rest with no noise to show that OOD failure of baselines is unrelated to noise: existing methods fail OOD even with clean observations. Detailed description of the datasets is presented in Appendix A.

| Methods | Test Normalized RMSE (NRMSE) ↓ | | |
|--|--------------------------------|------------------------|---|
| | ID | OOD \mathbf{X}_{t_0} | OOD \mathbf{X}_{t_0} and \mathbf{W}^* |
| Standard Deep Learning | | | |
| NeuralODE (Chen et al., 2018) | 0.005 (0.000) | 1.139 (0.031) | 1.073 (0.102) |
| Meta Learning | | | |
| DyAd (Wang et al., 2021b) | 0.006 (0.001) | 1.147 (0.044) | 1.207 (0.202) |
| CoDA (Kirchmeyer et al., 2022) | 0.004 (0.001) | 1.341 (0.389) | 1.090 (0.274) |
| Physics-informed Machine Learning | | | |
| APHYNITY (Yin et al., 2021) | 0.151 (0.150) | 0.544 (0.249) | 0.898 (0.211) |
| SINDy (Brunton et al., 2016) | 1.999 (0.046) | 2.746 (0.476) | NaN* |
| EQL (Martius & Lampert, 2016) | NaN* | NaN* | NaN* |
| MetaPhysiCa (Ours) | 0.009 (0.004) | 0.019 (0.002) | 0.100 (0.080) |

(a) Test NRMSE ↓ for different methods. NaN* indicates that the model returned errors during test.

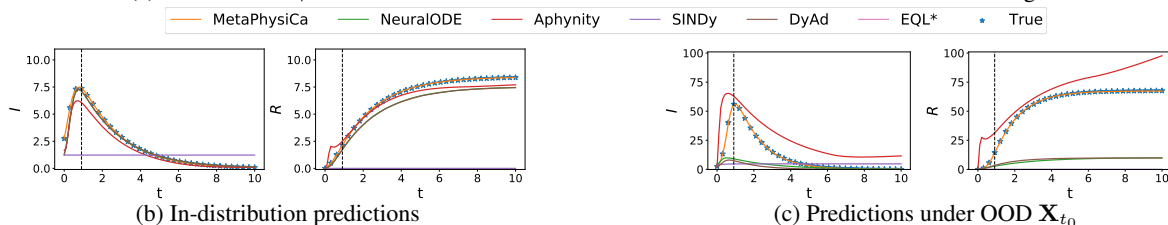


Figure 4: **(Epidemic model results)** (a) **MetaPhysiCa outputs $28\times$ and $9\times$ more robust OOD predictions** for the two OOD scenarios respectively. (b, c) shows example ground truth curves (blue stars) in- and out-of-distribution along with corresponding predictions. Only MetaPhysiCa (orange) closely follows the true curve OOD.

Results. We repeat our experiments 5 times with random seeds and report in-distribution (ID) and out-of-distribution (OOD) normalized root mean squared errors (NRMSE), i.e., RMSE normalized with standard deviation of the ground truth. Figures 2, 4 and 5 show the errors and example predictions from all models for the three datasets respectively. The first column of Tables 2d, 4a, 5a shows in-distribution results while the last two columns show the respective OOD scenarios. NeuralODE, DyAd, CoDA and APHYNITY use neural network components and are able to learn the in-distribution task well with low errors. However, the corresponding errors OOD are high as they are unable to adapt to OOD initial conditions and OOD parameters. Example OOD predictions (Figures 2c, 4c and 5c) from these methods show that they have not learnt the true dynamics of the system. For example, for epidemic modeling (Figure 4c), most models predict trajectories very similar to training trajectories even though the number of susceptible individuals is $10\times$ higher in OOD test. SINDy and EQL cannot use the training data and are fit on the test observations alone (see Figure 1(d)). Thus, they are unable to identify an accurate analytical equation from these few test observations, resulting in prediction issues due to stiff ODEs. MetaPhysiCa performs the best OOD across all datasets achieving $2\times$ to $28\times$ lower NRMSE OOD errors than the best baseline.

Qualitative analysis. MetaPhysiCa’s performance gains stem from two factors: (i) The optimal meta-model $\hat{\Phi}$ learns the ground truth ODE (possibly reparameterized) for all 3 dynamical systems (shown in Appendix C.1), and (ii) the

model adapts its task-specific parameters separately to each OOD test task. The former is key for robustness over OOD initial states (via algorithmic alignment) and the latter helps to be robust over OOD parameters \mathbf{W}^* . We further show in an ablation study (Appendix C.2) that sparsity regularization (i.e., $\|\Phi\|_1$) and test-time adaptation (Equation (4)) are the most important components of MetaPhysiCa; OOD performance degrades significantly without either.

6. Conclusions

We considered the out-of-distribution task of forecasting a dynamical system (ODE) under new initial conditions and new ODE parameters. We showed that existing PIML methods do not perform well in these tasks and proposed MetaPhysiCa that uses a meta-learning framework to learn the causal structure for the shared dynamics across all environments, while adapting the task-specific parameters. Results on three OOD forecasting tasks show that MetaPhysiCa is more robust with $2\times$ to $28\times$ reduction in OOD error compared to the best baseline. **Limitations & future work:** We believe that forecasting models should be robust to OOD shifts, and that our work takes a step in the right direction with several potential avenues for future research: (i) Extending MetaPhysiCa to forecasting PDEs under OOD scenarios is an interesting extension that requires an expanded set of basis functions that includes differential operators, and considering OOD boundary conditions. (ii) Better optimization techniques to avoid learning stiff ODEs when extending MetaPhysiCa to more expressive SCMs.

Acknowledgements

This work was funded in part by the National Science Foundation (NSF) Awards CAREER IIS-1943364 and CCF-1918483, the Purdue Integrative Data Science Initiative, and the Wabash Heartland Innovation Network. Any opinions, findings and conclusions or recommendations expressed in this material are those of the authors and do not necessarily reflect the views of the sponsors.

References

- Arjovsky, M., Bottou, L., Gulrajani, I., and Lopez-Paz, D. Invariant risk minimization. *arXiv preprint arXiv:1907.02893*, 2019.
- Borkar, V. S. Stochastic approximation with two time scales. *Systems & Control Letters*, 29(5):291–294, 1997.
- Brandstetter, J., Welling, M., and Worrall, D. E. Lie point symmetry data augmentation for neural pde solvers. *arXiv preprint arXiv:2202.07643*, 2022a.
- Brandstetter, J., Worrall, D. E., and Welling, M. Message passing neural pde solvers. In *International Conference on Learning Representations*, 2022b.
- Brunton, S. L., Proctor, J. L., Kutz, J. N., and Bialek, W. Discovering governing equations from data by sparse identification of nonlinear dynamical systems. *Proceedings of the National Academy of Sciences of the United States of America*, 113(15):3932–3937, 2016. ISSN 10916490. doi: 10.1073/pnas.1517384113.
- Chartrand, R. Numerical differentiation of noisy, nonsmooth data. *International Scholarly Research Notices*, 2011, 2011.
- Chen, G. Learning symbolic expressions via gumbel-max equation learner networks. *arXiv preprint arXiv:2012.06921*, 2020.
- Chen, G. Learning Symbolic Expressions via Gumbel-Max Equation Learner Networks. *arXiv:2012.06921 [cs]*, May 2021.
- Chen, R. T. Q., Rubanova, Y., Bettencourt, J., and Duvenaud, D. Neural ordinary differential equations. In *Proceedings of the 32nd International Conference on Neural Information Processing Systems, NIPS’18*, pp. 6572–6583, Red Hook, NY, USA, December 2018. Curran Associates Inc.
- Chen, T., Sun, Y., and Yin, W. Closing the gap: Tighter analysis of alternating stochastic gradient methods for bilevel problems. *Advances in Neural Information Processing Systems*, 34:25294–25307, 2021.
- Courbariaux, M., Bengio, Y., and David, J.-P. Binaryconnect: Training deep neural networks with binary weights during propagations. *Advances in neural information processing systems*, 28, 2015.
- Courbariaux, M., Hubara, I., Soudry, D., El-Yaniv, R., and Bengio, Y. Binarized neural networks: Training deep neural networks with weights and activations constrained to +1 or -1. *arXiv preprint arXiv:1602.02830*, 2016.
- Cranmer, M., Greydanus, S., Hoyer, S., Battaglia, P., Spergel, D., and Ho, S. Lagrangian neural networks. In *ICLR 2020 Workshop on Integration of Deep Neural Models and Differential Equations*, 2020a.
- Cranmer, M., Sanchez-Gonzalez, A., Battaglia, P., Xu, R., Cranmer, K., Spergel, D., and Ho, S. Discovering Symbolic Models from Deep Learning with Inductive Biases. *NeurIPS*, 2020b.
- Dang, Y., Hu, Z., Cranmer, M., Eickenberg, M., and Ho, S. Tnt: Vision transformer for turbulence simulations. *arXiv preprint arXiv:2207.04616*, 2022.
- Daw, A., Karpatne, A., Watkins, W., Read, J., and Kumar, V. Physics-guided neural networks (pgnn): An application in lake temperature modeling. *arXiv preprint arXiv:1710.11431*, 2017.
- Faghmous, J. H. and Kumar, V. A big data guide to understanding climate change: The case for theory-guided data science. *Big data*, 2(3):155–163, 2014.
- Finn, C., Abbeel, P., and Levine, S. Model-Agnostic Meta-Learning for Fast Adaptation of Deep Networks. In *Proceedings of the 34th International Conference on Machine Learning*, pp. 1126–1135. PMLR, July 2017.
- Finzi, M., Welling, M., and Wilson, A. G. A practical method for constructing equivariant multilayer perceptrons for arbitrary matrix groups. In *International Conference on Machine Learning*, pp. 3318–3328. PMLR, 2021.
- Franceschi, L., Frasconi, P., Salzo, S., Grazzi, R., and Pontil, M. Bilevel programming for hyperparameter optimization and meta-learning. In *International Conference on Machine Learning*, pp. 1568–1577. PMLR, 2018.
- Geirhos, R., Jacobsen, J.-H., Michaelis, C., Zemel, R., Brendel, W., Bethge, M., and Wichmann, F. A. Shortcut learning in deep neural networks. *Nature Machine Intelligence*, 2(11):665–673, 2020.
- Ghassami, A., Kiyavash, N., Huang, B., and Zhang, K. Multi-domain causal structure learning in linear systems. *Advances in neural information processing systems*, 31, 2018.

- Greydanus, S., Dzamba, M., and Yosinski, J. Hamiltonian neural networks. *Advances in neural information processing systems*, 32, 2019.
- Heinze-Deml, C., Maathuis, M. H., and Meinshausen, N. Causal structure learning. *Annual Review of Statistics and Its Application*, 5:371–391, 2018.
- Hospedales, T., Antoniou, A., Micaelli, P., and Storkey, A. Meta-learning in neural networks: A survey. *IEEE transactions on pattern analysis and machine intelligence*, 44(9):5149–5169, 2021.
- Huang, B., Zhang, K., Lin, Y., Schölkopf, B., and Glymour, C. Generalized Score Functions for Causal Discovery. *KDD : proceedings. International Conference on Knowledge Discovery & Data Mining*, 2018:1551–1560, August 2018. ISSN 2154-817X. doi: 10.1145/3219819.3220104.
- Huang, X. and Belongie, S. Arbitrary style transfer in real-time with adaptive instance normalization. In *Proceedings of the IEEE international conference on computer vision*, pp. 1501–1510, 2017.
- Jang, E., Gu, S., and Poole, B. Categorical reparametrization with gumble-softmax. In *International Conference on Learning Representations*, 2017.
- Jiang, C. M., Kashinath, K., Prabhat, and Marcus, P. Enforcing Physical Constraints in Neural Neural Networks through Differentiable PDE Layer. September 2019.
- Kirchmeyer, M., Yin, Y., Dona, J., Baskiotis, N., Rakotomamonjy, A., and Gallinari, P. Generalizing to New Physical Systems via Context-Informed Dynamics Model. In *Proceedings of the 39th International Conference on Machine Learning*, pp. 11283–11301. PMLR, June 2022.
- Kochkov, D., Smith, J. A., Alieva, A., Wang, Q., Brenner, M. P., and Hoyer, S. Machine learning–accelerated computational fluid dynamics. *Proceedings of the National Academy of Sciences*, 118(21), 2021.
- Krueger, D., Caballero, E., Jacobsen, J.-H., Zhang, A., Binas, J., Zhang, D., Le Priol, R., and Courville, A. Out-of-distribution generalization via risk extrapolation (rex). In *International Conference on Machine Learning*, pp. 5815–5826. PMLR, 2021.
- Ling, J., Kurzawski, A., and Templeton, J. Reynolds averaged turbulence modelling using deep neural networks with embedded invariance. *Journal of Fluid Mechanics*, 807:155–166, November 2016. ISSN 0022-1120, 1469-7645. doi: 10.1017/jfm.2016.615.
- Lusch, B., Kutz, J. N., and Brunton, S. L. Deep learning for universal linear embeddings of nonlinear dynamics. *Nature communications*, 9(1):1–10, 2018.
- Martius, G. and Lampert, C. H. Extrapolation and learning equations. *arXiv:1610.02995 [cs]*, October 2016.
- Mehta, V., Char, I., Neiswanger, W., Chung, Y., Nelson, A., Boyer, M., Kolemen, E., and Schneider, J. Neural dynamical systems: Balancing structure and flexibility in physical prediction. In *2021 60th IEEE Conference on Decision and Control (CDC)*, pp. 3735–3742. IEEE, 2021.
- Ng, I., Zhu, S., Fang, Z., Li, H., Chen, Z., and Wang, J. Masked gradient-based causal structure learning. In *Proceedings of the 2022 SIAM International Conference on Data Mining (SDM)*, pp. 424–432. SIAM, 2022.
- Pearl, J. *Causality*. Cambridge university press, 2009.
- Perry, R., von Kügelgen, J., and Schölkopf, B. Causal discovery in heterogeneous environments under the sparse mechanism shift hypothesis. *arXiv preprint arXiv:2206.02013*, 2022.
- Peters, J., Bauer, S., and Pfister, N. Causal models for dynamical systems. In *Probabilistic and Causal Inference: The Works of Judea Pearl*, pp. 671–690. 2022.
- Raissi, M. Deep hidden physics models: Deep learning of nonlinear partial differential equations. *The Journal of Machine Learning Research*, 19(1):932–955, 2018.
- Raissi, M., Perdikaris, P., and Karniadakis, G. E. Physics informed deep learning (part i): Data-driven solutions of nonlinear partial differential equations. *arXiv preprint arXiv:1711.10561*, 2017a.
- Raissi, M., Perdikaris, P., and Karniadakis, G. E. Physics informed deep learning (part ii): Data-driven discovery of nonlinear partial differential equations. *arXiv preprint arXiv:1711.10566*, 2017b.
- Raissi, M., Perdikaris, P., and Karniadakis, G. E. Multistep neural networks for data-driven discovery of nonlinear dynamical systems. *arXiv preprint arXiv:1801.01236*, 2018.
- Rubenstein, P. K., Bongers, S., Schölkopf, B., and Mooij, J. M. From deterministic odes to dynamic structural causal models. *arXiv preprint arXiv:1608.08028*, 2016.
- Rudin, L. I., Osher, S., and Fatemi, E. Nonlinear total variation based noise removal algorithms. *Physica D: nonlinear phenomena*, 60(1-4):259–268, 1992.
- Schmidt, M. and Lipson, H. Distilling free-form natural laws from experimental data. *Science*, 2009.
- Thrun, S. and Pratt, L. Learning to learn: Introduction and overview. In *Learning to learn*, pp. 3–17. Springer, 1998.

- Wang, R., Kashinath, K., Mustafa, M., Albert, A., and Yu, R. Towards physics-informed deep learning for turbulent flow prediction. In *Proceedings of the 26th ACM SIGKDD International Conference on Knowledge Discovery & Data Mining*, pp. 1457–1466, 2020a.
- Wang, R., Walters, R., and Yu, R. Incorporating symmetry into deep dynamics models for improved generalization. *arXiv preprint arXiv:2002.03061*, 2020b.
- Wang, R., Maddix, D., Faloutsos, C., Wang, Y., and Yu, R. Bridging physics-based and data-driven modeling for learning dynamical systems. In *Learning for Dynamics and Control*, pp. 385–398. PMLR, 2021a.
- Wang, R., Walters, R., and Yu, R. Meta-learning dynamics forecasting using task inference. *arXiv preprint arXiv:2102.10271*, 2021b.
- Wang, S., Sankaran, S., and Perdikaris, P. Respecting causality is all you need for training physics-informed neural networks. *arXiv preprint arXiv:2203.07404*, 2022.
- Willard, J., Jia, X., Xu, S., Steinbach, M., and Kumar, V. Integrating physics-based modeling with machine learning: A survey. *arXiv preprint arXiv:2003.04919*, 2020.
- Xingjian, S., Chen, Z., Wang, H., Yeung, D.-Y., Wong, W.-K., and Woo, W.-c. Convolutional lstm network: A machine learning approach for precipitation nowcasting. In *Advances in neural information processing systems*, pp. 802–810, 2015.
- Xu, K., Zhang, M., Li, J., Du, S. S., Kawarabayashi, K.-I., and Jegelka, S. How neural networks extrapolate: From feedforward to graph neural networks. In *International Conference on Learning Representations*, 2021.
- Yazdani, A., Lu, L., Raissi, M., and Karniadakis, G. E. Systems biology informed deep learning for inferring parameters and hidden dynamics. *PLoS computational biology*, 16(11):e1007575, 2020.
- Yeo, K. and Melnyk, I. Deep learning algorithm for data-driven simulation of noisy dynamical system. *Journal of Computational Physics*, 376:1212–1231, January 2019. ISSN 00219991. doi: 10.1016/j.jcp.2018.10.024.
- Yin, Y., Vincent, L., Jérémie, D., de Bezenac, E., Ayed, I., Thome, N., et al. Augmenting physical models with deep networks for complex dynamics forecasting. In *International Conference on Learning Representations*, 2021.
- Yu, J., Lu, L., Meng, X., and Karniadakis, G. E. Gradient-enhanced physics-informed neural networks for forward and inverse pde problems. *Computer Methods in Applied Mechanics and Engineering*, 393:114823, 2022.
- Zheng, X., Aragam, B., Ravikumar, P. K., and Xing, E. P. Dags with no tears: Continuous optimization for structure learning. *Advances in Neural Information Processing Systems*, 31, 2018.

Supplementary Material of “MetaPhysiCa: OOD Robustness in Physics-informed Machine Learning”

A. Description of tasks

For each dynamical system, we simulate the respective ODE to generate $M = 1000$ training tasks each observed over regularly-spaced discrete time steps $\{t_0, \dots, t_T\}$ where $\forall l, t_l = 0.1l$. Our data generation process is succinctly depicted in Table 1. For each dataset, the second column shows the state variables \mathbf{X}_t and the unknown parameters \mathbf{W}^* . For each training task $\mathcal{T}^{(i)}, i = 1, \dots, M$, we sample an initial condition $\mathbf{X}_{t_0}^{(i)} \sim P(\mathbf{X}_{t_0} | E = e)$ where $E = e$ is the training environment (shown under ID columns of the table). We sample a different $\mathbf{W}^{(i)*} \sim \mathcal{U}(\mathbf{W}_{\text{param}}, 2\mathbf{W}_{\text{param}})$ for each task i with $\mathbf{W}_{\text{param}}$ shown in Table 1.

At test, we generate $M' = 200$ test tasks by simulating the respective dynamical system over timesteps $\{t_0, \dots, t_r\}$, where again $\forall l, t_l = 0.1l$. For each test task $j = 1, \dots, M'$, we sample initial conditions $\mathbf{X}_{t_0}^{(j)} \sim P(\mathbf{X}_{t_0} | E = e')$ where $E = e'$ is the test environment and can induce a completely different support for the initial conditions $\mathbf{X}_{t_0}^{(j)}$ than in training. The distribution of the dynamical system parameters \mathbf{W}^* is kept the same for “OOD \mathbf{X}_{t_0} ” scenario but is shifted for “OOD \mathbf{X}_{t_0} and \mathbf{W}^* ” scenario. In the latter, we sample a different $\mathbf{W}^{(j)*} \sim \mathcal{U}(2\mathbf{W}_{\text{param}}, 3\mathbf{W}_{\text{param}})$ for each test task j with $\mathbf{W}_{\text{param}}$ shown in Table 1.

Damped pendulum system (Yin et al., 2021). The state $\mathbf{X}_t = [\theta_t, \omega_t] \in \mathbb{R}^2$ describes the angle made by the pendulum with the vertical and the corresponding angular velocity at time t . The true (unknown) function ψ describing this dynamical system is given by $\frac{d\theta_t}{dt} = \omega_t, \frac{d\omega_t}{dt} = -\alpha^* \sin(\theta_t) - \rho^* \omega_t$ where $\mathbf{W}^* = (\alpha^*, \rho^*)$ are the dynamical system parameters. We simulate the ODE over time steps $\{t_0, \dots, t_T\}$ with $\forall l, t_l = 0.1l, T = 100$ in training and over time steps $\{t_0, \dots, t_r\}$ in test with $r = \frac{1}{3}T$. In training, the pendulum is dropped from initial angles $\theta_{t_0}^{(i)} \sim \mathcal{U}(0, \pi/2)$ with no angular velocity, whereas in OOD test, the pendulum is dropped from initial angles $\theta_{t_0}^{(j)} \sim \mathcal{U}(\pi - 0.1, \pi)$ and angular velocity $\omega_{t_0}^{(j)} \in \mathcal{U}(-1, 0)$.

Predator-prey system (Wang et al., 2021a). We wish to model the dynamics between two species acting as prey and predator respectively. We adapt the experiment by Wang et al. (2021a) to our out-of-distribution forecasting scenario according to Definition 1. Let p and q denote the prey and predator populations respectively. The ordinary differential equations describing the dynamical system is given by $\frac{dp}{dt} = \alpha^* p - \beta^* pq, \frac{dq}{dt} = \delta^* pq - \gamma^* q$, where $\mathbf{W}^* = (\alpha^*, \beta^*, \gamma^*, \delta^*)$ are the (unknown) dynamical system parameters. We simulate the ODE over time steps $\{t_0, \dots, t_T\}$ with $\forall l, t_l = 0.1l, T = 100$ in training and over time steps $\{t_0, \dots, t_r\}$ in test with $r = \frac{1}{3}T$. We generate $M = 1000$ training tasks with different initial prey and predator populations with prey $p_{t_0}^{(i)} \sim \mathcal{U}(1000, 2000)$ and predator $q_{t_0}^{(i)} \sim \mathcal{U}(10, 20)$ for each $i = 1, \dots, M$. At OOD test, we generate $M' = 200$ out-of-distribution (OOD) test tasks with different initial prey populations $p_{t_0}^{(j)} \sim \mathcal{U}(100, 200)$ but the same distribution for predator population $q_{t_0}^{(j)} \sim \mathcal{U}(10, 20)$.

Epidemic modeling (Wang et al., 2021a). We adapt the experiment by Wang et al. (2021a) to our out-of-distribution forecasting scenario according to Definition 1. The state of the dynamical system is described by three variables: number of susceptible (S), infected (I) and recovered (R) individuals. The dynamics is described using the following ODEs: $\frac{dS}{dt} = -\beta \frac{SI}{N}, \frac{dI}{dt} = \beta \frac{SI}{N} - \gamma I, \frac{dR}{dt} = \gamma I$, where $\mathbf{W} = (\beta, \gamma)$ are the (unknown) dynamical system parameters and $N = S + I + R$ is the total population. We simulate the ODE over time steps $\{t_0, \dots, t_T\}$ with $\forall l, t_l = 0.1l, T = 100$ in training and over time steps $r = \frac{1}{10}T$. We generate $M = 1000$ training tasks with different initial populations for susceptible (S) and infected (I) individuals, while the number of initial recovered (R) individuals are always zero. In training, we sample $S_{t_0}^{(i)} \sim \mathcal{U}(9, 10)$ and $I_{t_0}^{(i)} \sim \mathcal{U}(1, 5)$ for each $i = 1, \dots, M$. At OOD test, we generate $M' = 200$ out-of-distribution test tasks with a different initial susceptible population, $S_{t_0}^{(j)} \sim \mathcal{U}(90, 100)$, while keeping the same distribution for infected population.

B. Implementation details

In what follows, we describe implementation details of MetaPhysiCa and the baselines.

| Methods | Test Normalized RMSE (NRMSE) ↓ | | |
|--|--------------------------------|------------------------|---|
| | ID | OOD \mathbf{X}_{t_0} | OOD \mathbf{X}_{t_0} and \mathbf{W}^* |
| Standard Deep Learning | | | |
| NeuralODE (Chen et al., 2018) | 0.193 (0.024) | 1.056 (0.141) | 0.969 (0.172) |
| Meta Learning | | | |
| DyAd (Wang et al., 2021b) | 0.244 (0.025) | 1.088 (0.373) | 1.025 (0.403) |
| CoDA (Kirchmeyer et al., 2022) | NaN* | NaN* | NaN* |
| Physics-informed Machine Learning | | | |
| APHYNITY (Yin et al., 2021) | 0.421 (0.332) | 3.937 (1.686) | 1.281 (0.457) |
| SINDy (Brunton et al., 2016) | NaN* | NaN* | NaN* |
| EQL (Martius & Lampert, 2016) | NaN* | NaN* | NaN* |
| MetaPhysiCa (Ours) | 0.049 (0.008) | 0.129 (0.030) | 0.434 (0.128) |

(a) Test NRMSE ↓ for different methods. NaN* indicates that the model returned errors during test.

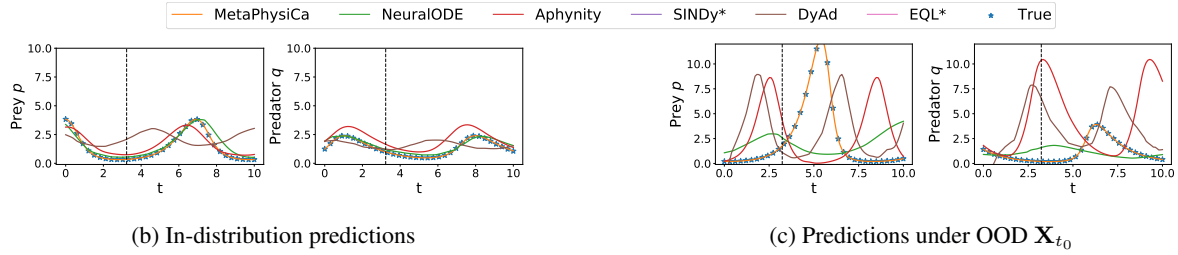


Figure 5: **(Predator-prey results)** (a) **MetaPhysiCa outputs $8\times$ and $2\times$ more robust OOD predictions** in the two OOD scenarios respectively. (b, c) shows example ground truth curves (blue stars) in- and out-of-distribution along with corresponding predictions. While most tested methods perform well in-distribution, only MetaPhysiCa (orange) closely follows the true curve OOD.

B.1. MetaPhysiCa

Figure 6 shows a schematic diagram of MetaPhysiCa and the corresponding training/test procedures. Recall from Equation (2) that the proposed model is defined as

$$\frac{d\hat{\mathbf{X}}_t^{(i)}}{dt} = (\mathbf{W}^{(i)} \odot \Phi) F(\hat{\mathbf{X}}_t^{(i)}; \boldsymbol{\xi}), \quad (5)$$

where \odot is the Hadamard product and

- $F(\hat{\mathbf{X}}_t^{(i)}; \boldsymbol{\xi}) := [f_1(\hat{\mathbf{X}}_t^{(i)}; \boldsymbol{\xi}_1) \quad \dots \quad f_m(\hat{\mathbf{X}}_t^{(i)}; \boldsymbol{\xi}_m)]^T$ is the vector of outputs from the basis functions with parameters $\boldsymbol{\xi}$,
- $\Phi \in \{0, 1\}^{d \times m}$ are the learnable parameters governing the global causal structure across all tasks such that $\Phi_{j,k} = 1$ iff edge $z_{k,t} \rightarrow dx_{t,j}/dt$ exists,
- $\mathbf{W}^{(i)} \in \mathbb{R}^{d \times m}$ are task-specific parameters that act as coefficients in linear combination of the selected basis functions.

In our experiments, we use polynomial and trigonometric basis functions, such that

$$F(\hat{\mathbf{X}}_t^{(i)}; \boldsymbol{\xi}) := \left[1 \quad \underbrace{\hat{\mathbf{X}}_{t,1}^{(i)} \dots \hat{\mathbf{X}}_{t,d}^{(i)}}_{\text{polynomial order 1}} \quad \underbrace{\hat{\mathbf{X}}_{t,1}^{(i)2} \dots \hat{\mathbf{X}}_{t,l-1}^{(i)} \hat{\mathbf{X}}_{t,l}^{(i)} \dots \hat{\mathbf{X}}_{t,d}^{(i)2}}_{\text{polynomial order 2}} \quad \underbrace{\sin(\xi_{1,1} \hat{\mathbf{X}}_{t,1}^{(i)} + \xi_{1,2}) \dots \sin(\xi_{d,1} \hat{\mathbf{X}}_{t,d}^{(i)} + \xi_{d,2})}_{\text{trigonometric}} \right]^T.$$

Equation (3) describes a bi-level objective that optimizes the structure parameters Φ and the global parameters $\boldsymbol{\xi}$ in the outer-level, and the task-specific parameters $\mathbf{W}^{(i)}$ in the inner-level as follows

$$\begin{aligned} \hat{\Phi}, \hat{\boldsymbol{\xi}} &= \arg \min_{\Phi, \boldsymbol{\xi}} \frac{1}{M} \sum_{i=1}^M R^{(i)}(\hat{\mathbf{W}}^{(i)}, \Phi, \boldsymbol{\xi}) + \lambda_{\Phi} \|\Phi\|_1 + \lambda_{\text{REx}} \text{Variance}(\{R^{(i)}(\hat{\mathbf{W}}^{(i)}, \Phi, \boldsymbol{\xi})\}_{i=1}^M) \\ \text{s.t. } \hat{\mathbf{W}}^{(i)} &= \arg \min_{\mathbf{W}^{(i)}} R^{(i)}(\mathbf{W}^{(i)}, \Phi, \boldsymbol{\xi}) \quad \forall i = 1, \dots, M, \end{aligned}$$

| Datasets | State variables | ID | OOD \mathbf{X}_{t_0} | OOD \mathbf{X}_{t_0} and \mathbf{W}^* |
|----------------------|--|---|---|---|
| Damped pendulum | $\mathbf{X}_t = (\theta_t, \omega_t)$ | $\theta_0 \sim \mathcal{U}(0, \pi/2)$ $\omega_0 = 0$ | $\theta_0 \sim \mathcal{U}(\pi - 0.1, \pi)$ $\omega_0 \sim \mathcal{U}(-1, 0)$ | $\theta_0 \sim \mathcal{U}(\pi - 0.1, \pi)$ $\omega_0 \sim \mathcal{U}(-1, 0)$ |
| | $\mathbf{W}^* = (\alpha, \rho)$ | | $\alpha_{\text{param}} = 1, \rho_{\text{param}} = 0.2$ | |
| Predator prey system | $\mathbf{X}_t = (p_t, q_t)$ | $p_0 \sim \mathcal{U}(1000, 2000)$ $q_0 \sim \mathcal{U}(10, 20)$ | $p_0 \sim \mathcal{U}(100, 200)$ $q_0 \sim \mathcal{U}(10, 20)$ | $p_0 \sim \mathcal{U}(100, 200)$ $q_0 \sim \mathcal{U}(10, 20)$ |
| | $\mathbf{W}^* = (\alpha, \beta, \gamma, \delta)$ | $\alpha_{\text{param}} = 1, \beta_{\text{param}} = 0.06, \gamma_{\text{param}} = 0.5, \delta_{\text{param}} = 0.0005$ | | |
| Epidemic modeling | $\mathbf{X}_t = (S_t, I_t, R_t)$ | $S_0 \sim \mathcal{U}(9, 10)$ $I_0 \sim \mathcal{U}(1, 5)$ $R_0 = 0$ | $S_0 \sim \mathcal{U}(90, 100)$ $I_0 \sim \mathcal{U}(1, 5)$ $R_0 = 0$ | $S_0 \sim \mathcal{U}(90, 100)$ $I_0 \sim \mathcal{U}(1, 5)$ $R_0 = 0$ |
| | $\mathbf{W}^* = (\beta, \gamma)$ | | $\beta_{\text{param}} = 4, \gamma_{\text{param}} = 0.4$ | |

Table 1: Description of the dataset generation process. For each dataset, \mathbf{X}_t denotes the state variable of the dynamical system and \mathbf{W}^* denotes its parameters. Column “ID” represents in-distribution initial states while the last two columns represent the two out-of-distribution scenarios. In-distribution ODE parameters $\mathbf{W}^{(i)*}$ are sampled from a uniform distribution $\mathbf{W}^{(i)*} \sim \mathcal{U}(\mathbf{W}_{\text{param}}, 2\mathbf{W}_{\text{param}})$ and the out-of-distribution ODE parameters are sampled as $\mathbf{W}^{(i)*} \sim \mathcal{U}(2\mathbf{W}_{\text{param}}, 3\mathbf{W}_{\text{param}})$. For example, in the damped pendulum dataset, in-distribution parameters are sampled as $\alpha^{(i)*} \sim \mathcal{U}(\alpha_{\text{param}}, 2\alpha_{\text{param}}) = (1, 2)$ and $\rho^{(i)*} \sim \mathcal{U}(\rho_{\text{param}}, 2\rho_{\text{param}}) = (0.2, 0.4)$ for each task i . Similarly, the out-of-distribution ODE parameters (in the last column) are sampled as $\alpha^{(i)*} \sim \mathcal{U}(2\alpha_{\text{param}}, 3\alpha_{\text{param}}) = (2, 3)$ and $\rho^{(i)*} \sim \mathcal{U}(2\rho_{\text{param}}, 3\rho_{\text{param}}) = (0.4, 0.6)$.

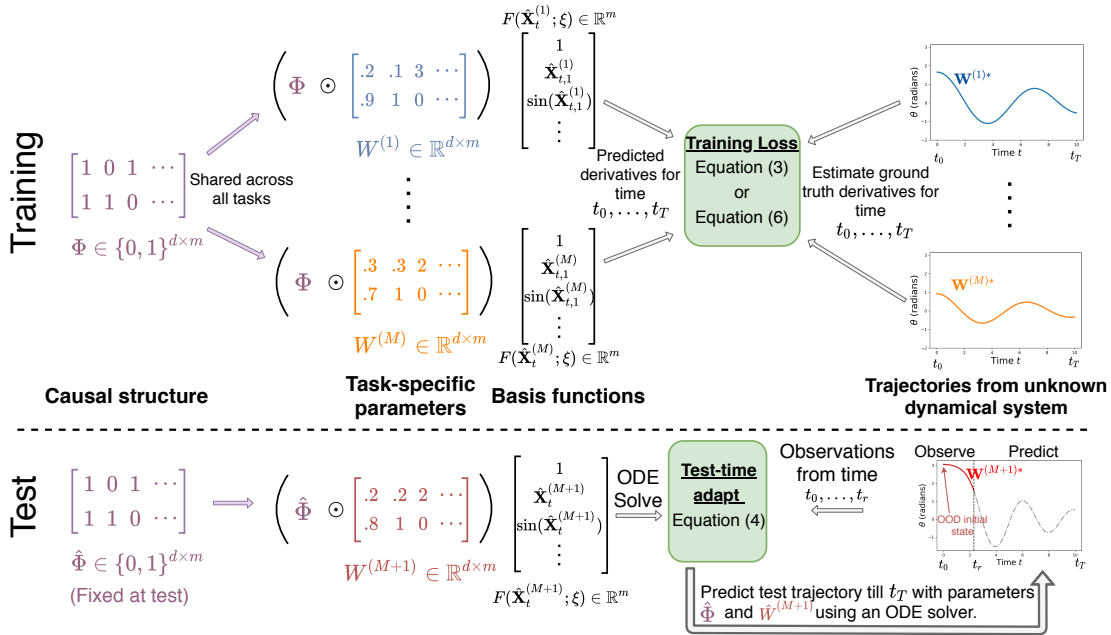


Figure 6: Schematic diagram of MetaPhysiCa and corresponding training/test methodologies. We observe M trajectories in training from the same dynamical system with different initial conditions and ODE parameters. In training, Φ , denoting the causal structure, is shared among all tasks $i = 1, \dots, M$, while $\mathbf{W}^{(i)}$ are the task-specific parameters. Predicted derivatives for task i over time $t = t_0, \dots, t_T$ are obtained from Equation (2) using the parameters Φ , $\mathbf{W}^{(i)}$ and the basis functions $F(\mathbf{X}_t^{(i)}; \xi)$. During test, we adapt $\mathbf{W}^{(M+1)}$ over the observations of the test trajectory from time t_0, \dots, t_r , keeping the learnt causal structure $\hat{\Phi}$ fixed.

where λ_Φ and λ_{REx} are hyperparameters. As discussed in the main text, the jointly optimizing Φ, ξ and $\mathbf{W}^{(i)}, i = 1, \dots, M$, instead of alternating SGD resulted in comparable performance with considerable computational benefits. We use the following joint optimization objective to approximate Equation (3),

$$\hat{\Phi}, \hat{\xi}, \hat{\mathbf{W}}^{(1)}, \dots, \hat{\mathbf{W}}^{(M)} = \arg \min_{\Phi, \xi, \mathbf{W}^{(1)}, \dots, \mathbf{W}^{(M)}} \frac{1}{M} \sum_{i=1}^M R^{(i)}(\mathbf{W}^{(i)}, \Phi, \xi) + \lambda_\Phi \|\Phi\|_1 \quad (6)$$

$$+ \lambda_{\text{REx}} \text{Variance}(\{R^{(i)}(\mathbf{W}^{(i)}, \Phi, \xi)\}_{i=1}^M)$$

We perform a grid search over the following hyperparameters: regularization strengths $\lambda_\Phi \in \{10^{-4}, 10^{-3}, 5 \times 10^{-3}, 10^{-2}\}$, $\lambda_{\text{REx}} \in \{0, 10^{-3}, 10^{-2}\}$, and learning rates $\eta \in \{10^{-2}, 10^{-3}, 10^{-4}\}$. We choose the hyperparameters that result in sparsest model (i.e., with the least $\|\hat{\Phi}\|_0$) while achieving validation loss within 5% of the best validation loss in held-out *in-distribution* validation data.

B.2. NeuralODE (Chen et al., 2018)

The prediction dynamics corresponding to the latent NeuralODE model is given by $\frac{d\hat{\mathbf{X}}_t}{dt} = F_{\text{nn}}(\hat{\mathbf{X}}_t, \mathbf{z}_{\leq r}; \mathbf{W}_1)$ where $\mathbf{z}_{\leq r} = F_{\text{enc}}(\mathbf{X}_{t_0}, \dots, \mathbf{X}_{t_r}; \mathbf{W}_2)$ encodes the initial observations using a recurrent neural network F_{enc} (e.g., GRU), and F_{nn} is a feedforward neural network. The model is trained with an ODE solver (dopri5) and the gradients computed using the adjoint method (Chen et al., 2018). We perform a grid search over the following hyperparameters: number of layers for F_{nn} , $L \in \{1, 2, 3\}$, size of each hidden layer of F_{nn} , $d_h \in \{32, 64, 128\}$, size of the encoder representation $\mathbf{z}_{\leq r}$, $d_z \in \{32, 64, 128\}$, batch sizes $B \in \{32, 64\}$, and learning rates $\eta \in \{10^{-2}, 10^{-3}, 10^{-4}\}$.

B.3. DyAd (modified for ODEs) (Wang et al., 2021b)

DyAd, originally proposed for forecasting PDEs, uses a meta-learning framework to adapt to different training tasks by learning a per-task weak label. We modify their approach for our ODE-based experiments. Since we do not assume the presence of weak labels for supervision for adaptation, we use mean of each variable in the training task as the task’s weak label. We use NeuralODE as the base sequence model for the forecaster network. The forecaster network takes the initial observations as input and forecasts the future observations while being adapted with the encoder network. The encoder network is a recurrent network (GRU in our experiments) that takes as input the initial observations and predicts the weak label. The last layer representation from the encoder network is used to adapt NeuralODE via AdaIN (Huang & Belongie, 2017). We perform a grid search over the following hyperparameters: size of hidden layers for the forecaster and encoder networks $d_h \in \{32, 64, 128\}$, number of layers for the forecaster network, $L \in \{1, 2, 3\}$, batch sizes $B \in \{32, 64\}$, and learning rates $\eta \in \{10^{-2}, 10^{-3}, 10^{-4}\}$.

B.4. APHYNITY (Yin et al., 2021)

APHYNITY assumes that we are given a (possibly incomplete) physics model $\phi(\cdot, \Theta_{\text{phy}})$ with parameters Θ_{phy} . When the training data may consist of tasks with different $\mathbf{W}^{(i)*}$, APHYNITY predicts the physics parameters with respect to the task i inductively using a recurrent neural network G_{nn} from the initial observations of the system as $\hat{\Theta}_{\text{phy}}^{(i)} = G_{\text{nn}}(\mathbf{X}_{t_0}, \dots, \mathbf{X}_{t_r}; \mathbf{W}_2)$. Then, APHYNITY augments the given physics model ϕ with a feedforward neural network component F_{nn} and defines the final dynamics as $\frac{d\hat{\mathbf{X}}_t^{(i)}}{dt} = \phi(\hat{\mathbf{X}}_t^{(i)}; \hat{\Theta}_{\text{phy}}^{(i)}) + F_{\text{nn}}(\hat{\mathbf{X}}_t^{(i)}; \mathbf{W}_1)$. APHYNITY solves a constrained optimization problem to minimize the norm of the neural network component while still predicting the training trajectories accurately. The model is trained with an ODE solver (dopri5) and the gradients computed using the adjoint method (Chen et al., 2018). In our experiments, we provide APHYNITY with simpler physics models:

- For damped pendulum system, we use a physics model that assumes no friction: $\frac{d\theta_t}{dt} = \omega_t$, $\frac{d\omega_t}{dt} = -\alpha_{\text{phy}}^2 \sin(\theta_t)$ where $\Theta_{\text{phy}} = \alpha_{\text{phy}}$ is the physics model parameter.
- For predator-prey system, we use a physics model that assumes no interaction between the two species: $\frac{dp}{dt} = \alpha_{\text{phy}} p$, $\frac{dq}{dt} = -\gamma_{\text{phy}} q$ where $\Theta_{\text{phy}} = (\alpha_{\text{phy}}, \gamma_{\text{phy}})$ are the physics model parameters.
- For epidemic model, we use a physics model that assumes the disease is not infectious: $\frac{dS}{dt} = 0$, $\frac{dI}{dt} = -\gamma I$, $\frac{dR}{dt} = \gamma I$, where $\Theta_{\text{phy}} = \gamma_{\text{phy}}$ is the physics model parameter.

In each dataset, APHYNITY needs to augment the physics model with a neural network component for accurate predictions.

We perform a grid search over the following hyperparameters: number of layers for F_{nn} , $L \in \{1, 2, 3\}$, size of each hidden layer of F_{nn} , $d_h \in \{32, 64, 128\}$, batch sizes $B \in \{32, 64\}$, and learning rates $\eta \in \{10^{-2}, 10^{-3}, 10^{-4}\}$.

B.5. SINDy (Brunton et al., 2016)

SINDy uses a given dictionary of basis functions to model the dynamics as $\frac{d\hat{\mathbf{X}}_t}{dt} = \Theta(\hat{\mathbf{X}}_t)\mathbf{W}$ where Θ is feature map with the basis functions (such as polynomial and trigonometric functions) and \mathbf{W} is simply a weight matrix. SINDy is trained using sequential threshold least squares (STLS) for sparse weights \mathbf{W} . We perform a grid search over the following hyperparameters: threshold parameter used in STLS optimization, $\tau_0 \in \{0.005, 0.01, 0.05, 0.1, 0.2, 0.5\}$, and the regularization strength $\alpha \in \{0.05, 0.01, 0.1, 0.5\}$.

B.6. Equation Learner (Martius & Lampert, 2016)

Equation learner (EQL) is a neural network architecture where each layer is defined as follows with input \mathbf{x} and output \mathbf{o}

$$\begin{aligned} \mathbf{z} &= \mathbf{W}\mathbf{x} + \mathbf{b} \\ \mathbf{o} &= (f_1(z_1), f_2(z_2), \dots, g_1(z_k, z_{k+1}), g_2(z_{k+2}, z_{k+3}), \dots), \end{aligned}$$

where f_i are unary basis functions (such as sin, cos, etc.) and g_i are binary basis functions (such as multiplication). We use id, sin and multiplication functions in our implementation. EQL is trained using a sparsity inducing ℓ_1 -regularization with hard thresholding for the final few epochs. We perform a grid search over the following hyperparameters: number of EQL layers, $L \in \{1, 2\}$, number of nodes for each type of basis function, $h \in \{1, 3, 5\}$, regularization strength $\alpha \in \{10^{-1}, 10^{-2}, 10^{-3}, 10^{-4}, 10^{-5}\}$, batch sizes $B \in \{32, 64\}$, and learning rates $\eta \in \{10^{-2}, 10^{-3}, 10^{-4}\}$.

C. Additional results

C.1. Qualitative analysis

Recall from Equation (2) that the proposed model is defined as

$$\frac{d\hat{\mathbf{X}}_t^{(i)}}{dt} = (\mathbf{W}^{(i)} \odot \Phi)F(\hat{\mathbf{X}}_t^{(i)}; \boldsymbol{\xi}), \quad (7)$$

where $F(\hat{\mathbf{X}}_t^{(i)}; \boldsymbol{\xi})$ is the vector of outputs from the basis functions, $\Phi \in \{0, 1\}^{d \times m}$ are the learnable parameters governing the global causal structure across all tasks, and $\mathbf{W}^{(i)} \in \mathbb{R}^{d \times m}$ are task-specific parameters that act as coefficients in linear combination of the selected basis functions.

After training, the ODE learnt by the model can be easily inferred by checking all the terms in Φ that are greater than zero, i.e., $\Phi_{j,k} > 0$ implies $f_k(\mathbf{x}_t; \boldsymbol{\xi}_k) \rightarrow d\mathbf{x}_{t,j}/dt$ exists in the causal graph. In other words, RHS of learnt ODE for $d\mathbf{x}_{t,j}/dt$ contains the basis function $f_k(\mathbf{x}_t; \boldsymbol{\xi}_k)$.

Table 2 shows the ground truth ODE and the learnt ODE for the three experiments. For each learnt ODE, we also depict the learnable parameters W_l that can be adapted using Equation (4) during test-time. For damped pendulum and predator-prey system, the RHS terms in the learnt ODE exactly matches ground truth ODE, and from Figures 2 and 5, it is clear that the method is able to accurately adapt the learnable parameters W_l during test-time. For epidemic modeling task, MetaPhysiCa learns a reparameterized version of the ground truth ODE. For example, MetaPhysiCa learns $\frac{dR_t}{dt} = W'_a I_t S_t + W'_b I_t^2 + W'_c I_t R_t$, which can be written as $\frac{dR_t}{dt} = W_a I_t$ (the ground truth ODE) if $W'_a = W'_b = W'_c$, because $S_t + I_t + R_t = N$ is a constant denoting the total population. While the learnt reparameterized ODE is more complex because it allows different values for W'_a, W'_b, W'_c , the test-time adaptation of these learnable parameters with the initial test observations results in them taking the same values.

C.2. Ablation results

We present an ablation study comparing different components of MetaPhysiCa in Table 3. Table shows out-of-distribution test NRMSE for MetaPhysiCa without each individual component on the three dynamical systems (OOD w.r.t \mathbf{X}_{t_0}). We

MetaPhysiCa: OOD Robustness in PIML

| Datasets | State variables | Ground truth ODE | Learnt ODE (from Φ) |
|----------------------|---------------------------------------|--|---|
| Damped pendulum | $\mathbf{X}_t = (\theta_t, \omega_t)$ | $\frac{d\theta_t}{dt} = \omega_t$ $\frac{d\omega_t}{dt} = -\alpha^* \sin(\theta_t) - \rho^* \omega_t$ | $\frac{d\theta_t}{dt} = W_1 \omega_t$ $\frac{d\omega_t}{dt} = W_2 \sin(\theta_t) + W_3 \omega_t$ |
| Predator prey system | $\mathbf{X}_t = (p_t, q_t)$ | $\frac{dp_t}{dt} = \alpha^* p_t - \beta^* p_t q_t$ $\frac{dq_t}{dt} = \delta^* p_t q_t - \gamma^* q_t$ | $\frac{dp_t}{dt} = W_1 p_t + W_2 p_t q_t$ $\frac{dq_t}{dt} = W_3 p_t q_t + W_4 q_t$ |
| Epidemic modeling | $\mathbf{X}_t = (S_t, I_t, R_t)$ | $\frac{dS_t}{dt} = -\beta^* \frac{S_t I_t}{S_t + I_t + R_t}$ $\frac{dI_t}{dt} = \beta^* \frac{S_t I_t}{S_t + I_t + R_t} - \gamma^* I_t$ $\frac{dR_t}{dt} = \gamma^* I_t$ | $\frac{dS_t}{dt} = W_1 S_t I_t$ $\frac{dI_t}{dt} = W_2 S_t I_t + W_3 I_t^2 + W_4 I_t R_t$ $\frac{dR_t}{dt} = W_5 S_t I_t + W_6 I_t^2 + W_7 I_t R_t$ |

Table 2: **(Qualitative analysis.)** Ground truth dynamical system vs learnt ODE in the meta-model Φ . Recall that $\Phi \in \{0, 1\}^{d \times m}$ dictates which of the basis functions affect the output $d\mathbf{X}_t/dt$. The weights W_l in the learnt ODE column are learnable parameters that are optimized via test-time adaptation in Equation (4). **MetaPhysiCa learns the exact ground truth ODE for Damped pendulum and Predator-prey system, and a reparameterized version of the true ODE for epidemic modeling task.**

| Method | Test Normalized RMSE \downarrow (OOD \mathbf{X}_{t_0}) | | |
|------------------------------|---|----------------------|----------------------|
| | Damped Pendulum | Predator-Prey | Epidemic Modeling |
| MetaPhysiCa | 0.070 (0.011) | 0.129 (0.030) | 0.019 (0.002) |
| without $\ \Phi\ _1$ | NaN* | 1.806 (0.736) | NaN* |
| without test-time adaptation | 1.223 (0.741) | 1.404 (3.794) | 0.358 (0.554) |
| without V-REx penalty | 0.070 (0.014) | 0.129 (0.030) | 0.042 (0.065) |

Table 3: **(Ablation.)** Out-of-distribution test NRMSE for MetaPhysiCa without each individual component on the three dynamical systems (OOD w.r.t. \mathbf{X}_{t_0} alone). **Sparsity regularization (i.e., $\|\Phi\|_1$) and test-time adaptation are the most important components, whereas the V-REx penalty (Krueger et al., 2021) helps in some tasks, and performs comparably in others.**

observe that sparsity regularization (i.e., $\|\Phi\|_1$) and test-time adaptation are the most important components. For two out of three tasks, the method returns prediction errors without sparsity regularization.

When testing MetaPhysiCa without test-time adaptation, we simply use the mean of the task-specific weights learnt for training tasks as the task-specific weight for the given test trajectory, i.e., $\hat{\mathbf{W}}^{M+1} = \frac{1}{M} \sum_i \mathbf{W}^{(i)}$. This results in high OOD errors showing the importance of test-time adaptation. V-REx penalty (Krueger et al., 2021) helps in some experiments and performs comparably in others.

C.3. Complex ODE Task

In this section, we extend MetaPhysiCa to consider significantly more expressive structural causal models (compared to Figure 3) that allow for composition of the basis functions. This is achieved with a 2-layer learnable basis function composition procedure. For example, given basis functions $f_1(\mathbf{x}_t; \xi_1) = \sin(\xi_{1,1} \mathbf{x}_{t,1} + \xi_{1,2})$, and $f_2(\mathbf{x}_t; \xi_2) = \mathbf{x}_{t,1} \mathbf{x}_{t,2}$, one can construct more expressive basis functions with compositions: $\tilde{f}_3(\mathbf{x}_t; \xi_3) = \sin(\xi_{3,3} \sin(\xi_{3,1} \mathbf{x}_{t,1} + \xi_{3,2}) + \xi_{3,4})$, $\tilde{f}_4(\mathbf{x}_t; \xi_4) = \mathbf{x}_{t,1} \mathbf{x}_{t,2} \sin(\xi_{4,1} \mathbf{x}_{t,1} + \xi_{4,2})$, etc., where ξ_j are global parameters that remain constant for all training/test tasks. The rest of the SCM remains the same and the derivative $d\mathbf{x}_{t,j}^{(i)}/dt$ for a particular dimension $j \in \{1, \dots, d\}$ is a sparse linear combination of the original basis functions and the more expressive second layer ones.

We evaluated MetaPhysiCa on a more complex ODE task from Chen (2020) adapted to our setting. We consider a two-dimensional ODE with state $\mathbf{X}_t = [p_t, q_t] \in \mathbb{R}^2$: $\frac{dp_t}{dt} = a^* \sin(p_t) + b^* \sin(q_t^2)$; $\frac{dq_t}{dt} = c^* \sin(p_t) \cos(q_t)$, where $\mathbf{W}^* = (a^*, b^*, c^*)$ are the dynamical system parameters. We simulate the ODE over time steps $\{t_0, \dots, t_T\}$ with $\forall l, t_l = 0.1l, T = 100$ in training and over time steps $\{t_0, \dots, t_r\}$ in test with $r = \frac{1}{3}T$. In training, we sample initial states

MetaPhysiCa: OOD Robustness in PIML

| Methods | Test Normalized RMSE (NRMSE) ↓ | |
|-------------------------------|--------------------------------|------------------------|
| | ID | OOD \mathbf{X}_{t_0} |
| NeuralODE (Chen et al., 2018) | 0.034 (0.008) | 0.296 (0.064) |
| APHYNITY (Yin et al., 2021) | 0.027 (0.010) | 0.684 (0.117) |
| SINDy (Brunton et al., 2016) | NaN* | NaN* |
| MetaPhysiCa (Ours) | 0.188 (0.035)* | 0.203 (0.046)* |

Table 4: Test NRMSE ↓ for different methods. * indicates that the method returned errors during predictions due to learning a stiff ODE.

$p_t, q_t \sim \mathcal{U}(0.5, 1)$, whereas in out-of-distribution test, we sample $p_t, q_t \sim \mathcal{U}(1, 1.5)$. The dynamical system parameters are sampled as $a^{(i)*}, b^{(i)*}, c^{(i)*} \sim \mathcal{U}(1.0, 1.5)$.

Table 4 shows the results for this task. First, we note that due to the complexity of a 2-layer learnable basis function procedure, we sometimes need to use validation data (held out from training) to cross-validate the learned model (and reject meta-models that do not do well in validation). MetaPhysiCa learnt a stiff ODE for 2 out of 5 folds of cross-validation, resulting in no predictions for in-distribution validation data, which were rejected (marked as superscript *). In these experiments MetaPhysiCa performs 1.5× to 1.7× better than the competing baselines. We believe there is room for improvement in the optimization procedure of these more complex models.