

REVERSE ISOPERIMETRIC PROBLEMS UNDER CURVATURE CONSTRAINTS

KOSTIANTYN DRACH AND KATERYNA TATARKO

ABSTRACT. In this paper we solve several reverse isoperimetric problems in the class of λ -convex bodies, i.e., convex bodies whose curvature at each point of their boundary is bounded below by some $\lambda > 0$.

We give an affirmative answer in \mathbb{R}^3 to a conjecture due to Borisenko which states that the λ -convex lens, i.e., the intersection of two balls of radius $1/\lambda$, is the unique *minimizer* of volume among all λ -convex bodies of given surface area.

Also, we prove a *reverse inradius inequality*: in model spaces of constant curvature and arbitrary dimension, we show that the λ -convex lens (properly defined in non-zero curvature spaces) has the smallest inscribed ball among all λ -convex bodies of given surface area. This solves a conjecture due to Bezdek on minimal inradius of isoperimetric ball-polyhedra in \mathbb{R}^n .

CONTENTS

1. Introduction	2
1.1. Classical and reverse isoperimetric problems	2
1.2. Reverse isoperimetric problem under curvature constraints	2
1.3. Reverse inradius inequality for λ -convex bodies	4
1.4. Structure of the paper	5
2. Some background	6
2.1. Totally umbilical hypersurfaces in model spaces	6
2.2. λ -convex bodies	7
2.3. λ -convex polytopes and their properties	8
2.4. Inscribed balls and their properties	10
2.5. Inner parallel bodies in \mathbb{R}^n and their properties	14
3. Proof of the reverse isoperimetric inequality in \mathbb{R}^3 (Theorem A)	16
3.1. Step I: K is a λ -convex polytope	16
3.2. Step II: General case	23
4. Proof of the reverse inradius inequality (Theorem B)	24
4.1. Reduction to an equivalent statement (Theorem C)	24
4.2. Proof of Theorem C (assuming the Key Claim)	25

Keywords: λ -convexity; reverse isoperimetric inequality; inradius.

2020 Mathematics Subject Classification: 52A30, 52A38 (Primary); 52A27, 52A40, 52B60 (Secondary).

The first author is supported by ERC Advanced Grant “SPERIG” (#885707); the second author is partially supported by NSERC Discovery Grant number 2022-02961.

4.3. Proof of the Key Claim	27
Appendix A. Reverse isoperimetric inequality for λ -convex curves in \mathbb{R}^2 , revisited	31
Appendix B. Lenses vs. spindles, an asymptotic competition	34
References	38

1. INTRODUCTION

1.1. Classical and reverse isoperimetric problems.

What body has the largest volume for a given surface area?

This classical *isoperimetric problem* has been studied, generalized and solved in a great variety of contexts, for example, in the spaces of constant curvature, etc. (see, e.g., [Ro]). In the n -dimensional Euclidean space \mathbb{R}^n , for instance, it leads to the following fundamental inequality:

THE CLASSICAL ISOPERIMETRIC INEQUALITY. *Let $n \geq 2$. Let $K \subset \mathbb{R}^n$ be a domain with surface area $|\partial K|$ and volume $|K|$, and let $B \subset \mathbb{R}^n$ be a ball. If $|\partial K| = |\partial B|$, then $|K| \leq |B|$, and equality holds if and only if K is a ball.*

At the same time, one may pose the following *reverse isoperimetric problem*:

What body has the smallest volume for a given surface area?

The reverse isoperimetric problem has received a great deal of attention in recent years. Observe that for a given surface area, the n -dimensional volume can be arbitrary small (think of a flat pancake, i.e., an oblong and thin domain). Hence, as stated, the reverse isoperimetric problem has a trivial solution. In his celebrated work, Ball [Bal1, Bal2] overcame this issue by restricting the problem to affine classes of convex bodies. In this setting, the problem turns out to be non-trivial, and Ball showed the following:

THE REVERSE ISOPERIMETRIC INEQUALITY DUE TO BALL. *Let $n \geq 2$. Let $K \subset \mathbb{R}^n$ be a convex body and $T \subset \mathbb{R}^n$ be a regular simplex. Then there is an affine image K' of K such that $|\partial K'| = |\partial T|$ and $|K'| \geq |T|$.*

The equality case in Ball's reverse isoperimetric inequality was settled later by Barthe [Ba]. We remark that for the classical isoperimetric problem optimizers are balls, while this is no longer the case for the reverse problem.

1.2. Reverse isoperimetric problem under curvature constraints. In this paper, we take a different approach and restrict the reverse isoperimetric problem to the class of convex bodies with *uniform curvature constraints*. Namely, we require that the boundary of a convex body is either not too flat, or not too curved, in the following sense.

Let K be a convex body in an n -dimensional model space $M^n(c)$ of constant curvature $c \in \mathbb{R}$, $n \geq 2$. We say that K is λ -convex if there exists $\lambda > 0$ so that the principal curvatures k_i , $i \in \{1, \dots, n-1\}$, with respect to inward pointing normals of the boundary ∂K satisfy

$$k_i(p) \geq \lambda \quad \text{for each point } p \in \partial K.$$

If the boundary of K is not smooth, then the bound above is understood in the barrier sense, which we will make precise in Definition 2.1 (see also Figure 2). In a similar way, K is called λ -concave if the inequality

$$\lambda \geq k_i(p) \geq 0$$

holds at each point $p \in \partial K$ and for every $i \in \{1, \dots, n-1\}$.

It turns out that for λ -convex and λ -concave bodies the reverse isoperimetric problem is well-posed and has a non-trivial solution in spaces of constant curvature. In this paper, we will focus on its version in the Euclidean space. Despite the fact that the notions of λ -concavity and λ -convexity look dual, the progress of resolving the reverse isoperimetric problem for these classes is not uniform.

For λ -concave bodies in \mathbb{R}^n , the reverse isoperimetric problem was completely solved by Chernov and the authors in [CDT], where the following sharp result was shown as part of a whole range of *reverse quermassintegrals inequalities*:

THE REVERSE ISOPERIMETRIC INEQUALITY FOR λ -CONCAVE BODIES ([CDT]). *Let $n \geq 2$. Let $K \subset \mathbb{R}^n$ be a λ -concave body, and let $S \subset \mathbb{R}^n$ be a λ -sausage, i.e., the convex hull of two balls of radius $1/\lambda$. If $|\partial K| = |\partial S|$, then $|K| \geq |S|$, and equality holds if and only if K is a λ -sausage.*

An alternative proof of this result was given later in [SY] using different techniques (see also [Na] for an elegant proof of a weaker version of the inequality).

Much less is known about the reverse isoperimetric problem for λ -convex bodies in \mathbb{R}^n , $n \geq 2$. The following conjecture is due to Borisenko (see [CDT]):

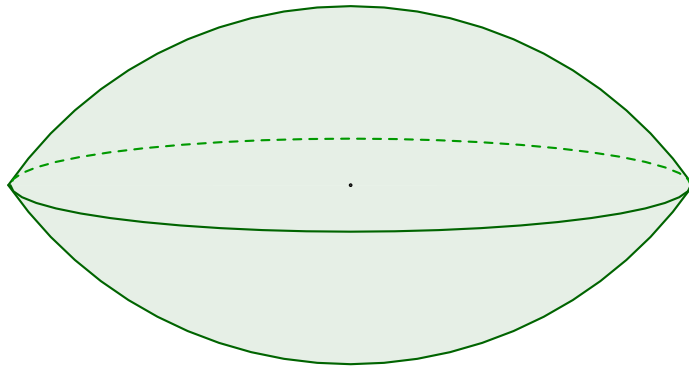
Conjecture (The Reverse Isoperimetric Inequality for λ -convex bodies). *Let $n \geq 2$. Let $K \subset \mathbb{R}^n$ be a λ -convex body, and let $L \subset \mathbb{R}^n$ be a λ -convex lens, i.e., the intersection of two balls of radius $1/\lambda$ (see Figure 1). If $|\partial K| = |\partial L|$, then $|K| \geq |L|$, and equality holds if and only if K is a λ -convex lens.*

For $n = 2$, the conjecture was confirmed in [BD2] (see [FKV] for an alternative proof). Further progress made in [BD3, Dr1, Bor] fully resolved an analogous conjecture in all 2-dimensional spaces of constant curvature and their natural generalizations (e.g., Alexandrov spaces of curvature bounded below; see also [CFP] for a generalization of the inequality in \mathbb{R}^2 with additional assumptions on convexity). For $n \geq 3$, partial progress was made so far only in \mathbb{R}^3 , where the conjecture was confirmed in a restrictive class of surfaces of revolution [Dr3].

In this paper, we completely solve Borisenko's conjecture in \mathbb{R}^3 . Our main result is

Theorem A (The Reverse Isoperimetric Inequality for λ -convex bodies in \mathbb{R}^3). *Let $K \subset \mathbb{R}^3$ be a λ -convex body and $L \subset \mathbb{R}^3$ be a λ -convex lens. If $|\partial K| = |\partial L|$, then $|K| \geq |L|$. Moreover, equality holds if and only if K is a λ -convex lens.*

For the proof of Theorem A, we use some ideas of Nazarov [Naz]. Our approach is different from [Dr3], where the optimal control theory and Pontryagin's Maximum Principle was used to solve the corresponding constrained optimization problem. Our proof can be

FIGURE 1. The λ -convex lens (or the UFO-body).

adapted to work also in \mathbb{R}^2 , as we illustrate in Appendix A. This gives an alternative proof of the result in [BD2].

Recall that the *inradius* of a convex body is the radius of the largest ball contained in the body. As a by-product of the proof of Theorem A in Section 3, we establish the inequality $r(K) \geq r(L)$ between the inradii $r(K)$ and $r(L)$ of a λ -convex body $K \subset \mathbb{R}^3$ and the lens $L \subset \mathbb{R}^3$ satisfying $|\partial K| = |\partial L|$. This is an instance of a *reverse inradius inequality*. As the second main result of the paper (see Section 1.3), we show that the same inequality holds in all constant curvature spaces of arbitrary dimension. In particular, this gives an indication that Borisenko's conjecture might be true for $n \geq 4$.

We also refer the reader to [HTr, Ga] where some partial progress on the reverse isoperimetric problem under curvature constraints in the non-convex setting was made. (In the non-convex setting, the problem does not always have a well-defined solution. For example, in \mathbb{R}^2 , there exists a constant $a > 0$ so that for any arbitrary large $\ell > 0$ there is a domain D with area a such that ∂D is a simple closed curve of length ℓ and curvature $|k| \leq 1$.)

1.3. Reverse inradius inequality for λ -convex bodies. In the spirit of our discussion in Section 1.1, one can ask the following question:

What convex body has the largest inradius for a given surface area?

In \mathbb{R}^n , the answer is a ball, and it is a unique body with such property. This is a classical result that immediately follows from the fact that the surface area of the inscribed ball is no greater than the surface area of the convex body in which it is inscribed. The reverse question

What convex body has the smallest inradius for a given surface area?

is well-defined and has a non-trivial solution for λ -convex bodies in spaces of constant curvature, while this is not the case for general convex bodies.

For 2-dimensional λ -convex bodies in the Euclidean plane, i.e., the space of constant zero curvature, Milka [Mi2] proved that the λ -convex lens has the smallest inradius for a

given length of the boundary. Much later, this result was generalized in [Dr4] to arbitrary λ -convex domains in 2-dimensional Alexandrov spaces of curvature bounded below, thus closing this question in dimension 2. Recently, Bezdek [Be1] showed that among all λ -convex bodies in \mathbb{R}^n , $n \geq 2$, the λ -convex lens has the smallest inradius for a given *volume*. Bezdek conjectured that the same result must be true if one considers λ -convex bodies of a given surface area [Be1, Conjecture 5]. We confirm this conjecture by establishing the following sharp and much more general result:

Theorem B (The Reverse Inradius Inequality for λ -convex bodies). *Let $n \geq 2$. Let $K \subset M^n(c)$ be a λ -convex body in a model space $M^n(c)$ of constant curvature c , and let $L \subset M^n(c)$ be a λ -convex lens. If $|\partial K| = |\partial L|$, then the inradii of the bodies satisfy $r(K) \geq r(L)$. Moreover, equality holds if and only if K is a λ -convex lens.*

For the definition of a λ -convex lens in spaces of constant curvature, see Definition 2.1.

The following result is an immediate corollary of Theorem B in the 2-dimensional space of constant positive curvature that can be obtained using spherical duality (see [BD3, Section 4]):

Corollary 1.1 (The reverse outer radius inequality in \mathbb{S}^2). *Let $K \subset \mathbb{S}^2$ be a λ -concave body and $S \subset \mathbb{S}^2$ be a λ -sausage (i.e. the convex hull of two circles of geodesic curvature equal to λ). If $|K| = |S|$, then the circumradii $R(K), R(S)$ of the bodies (i.e. the radii of the smallest geodesic disks containing the bodies) satisfy $R(K) \leq R(S)$. Moreover, equality holds if and only if K is a λ -sausage. \square*

It is plausible that the same result holds for λ -concave bodies in spheres of arbitrary dimension, but some additional tools might be required for the proof.

Finally, we would like to point out that the reverse inradius problem in the class of λ -concave bodies in \mathbb{R}^n has a simple solution. Indeed, $r(K) \geq 1/\lambda$ because every λ -concave body $K \subset \mathbb{R}^n$ contains a ball of radius $1/\lambda$. This inequality is the best possible and can be attained only by λ -sausages.

1.4. Structure of the paper. In Section 2, we give the definition of λ -convexity and provide some background on the notion. In Sections 3 and 4 we give the proof of Theorems A and B, respectively. Using our method, we provide a self-contained proof of the reverse isoperimetric inequality in \mathbb{R}^2 in Appendix A. Finally, Appendix B contains an asymptotic computation in \mathbb{R}^n showing that, as $n \rightarrow \infty$, the λ -convex lens has smaller volume for given surface area compared to its most close ‘competitor’, a *λ -convex spindle* (will be defined in Appendix B).

Acknowledgement. The authors are grateful to Fedor Nazarov and Dmitry Ryabogin for their invaluable help. The second author also wants to thank the Institute for Computational and Experimental Research in Mathematics (ICERM) for the hospitality. Part of the work on the paper was completed during her participation at the program ‘‘Harmonic Analysis and Convexity’’.

2. SOME BACKGROUND

We denote by $M^n(c)$ a complete simply connected Riemannian manifold of dimension $n \geq 2$ and of constant sectional curvature equal to $c \in \mathbb{R}$. We call these manifolds *model spaces*. It is well-known that $M^n(c)$ is either the spherical, Euclidean, or hyperbolic space depending on whether, respectively, $c > 0$, $c = 0$, or $c < 0$.

We will use the notation $|A|$ for the n -dimensional volume of a measurable set A in $M^n(c)$. We will use the same notation $|\partial A|$ for the $(n - 1)$ -dimensional volume of the boundary of A (provided this volume is well-defined).

As usual, a *convex body* in a model space is a compact, geodesically convex set with non-empty interior.

2.1. Totally umbilical hypersurfaces in model spaces. For a given $\lambda > 0$, let $\mathcal{S}_\lambda \subset M^n(c)$ be a complete totally umbilical hypersurface of constant normal curvature equal to λ . We will use the notation \mathcal{B}_λ for the convex region bounded by \mathcal{S}_λ . Everywhere below we assume that \mathcal{B}_λ is closed.

The following classification of complete totally umbilical hypersurfaces is well-known (see, e.g., [BZ, Section 35.2.4]):

- (1) If $c = 0$, i.e., the ambient model space is the Euclidean space \mathbb{R}^n , then the sets \mathcal{S}_λ and \mathcal{B}_λ are, respectively, spheres and balls of radius $1/\lambda$.
- (2) If $c > 0$, i.e., $M^n(c)$ is the sphere $\mathbb{S}^n(c)$ of radius $1/\sqrt{c}$, then \mathcal{S}_λ is a geodesic sphere of radius $1/\sqrt{c} \cdot \cot^{-1}(\lambda/\sqrt{c})$ and \mathcal{B}_λ is the corresponding ball.
- (3) The situation is more interesting if $c < 0$, i.e., when the model space is the hyperbolic space $\mathbb{H}^n(c)$, and it depends on the relation between c and λ :
 - (a) If $\lambda > \sqrt{-c}$, then \mathcal{S}_λ is a geodesic sphere of radius $1/\sqrt{-c} \cdot \coth^{-1}(\lambda/\sqrt{-c})$, and \mathcal{B}_λ is the geodesic ball. In this case, \mathcal{B}_λ is compact.
 - (b) If $\lambda = \sqrt{-c}$, then \mathcal{S}_λ is a *horosphere* and \mathcal{B}_λ is a *horoball*. In this case, \mathcal{B}_λ is not compact (however, it can be compactified by adding a single point at infinity).
 - (c) Finally, if $\lambda < \sqrt{-c}$, then \mathcal{S}_λ is an *equidistant hypersurface* (or *equidistant* for short), i.e., the set of points at a given distance from a totally geodesic hyperplane. By explicit computation, one can see that for each \mathcal{S}_λ there exists a unique hyperplane $\mathcal{H} \subset \mathbb{H}^n(c)$ such that

$$\mathcal{S}_\lambda = \left\{ x \in \mathbb{H}^n(c) : \text{dist}_{\mathbb{H}^n(c)}(x, \mathcal{H}) = \frac{1}{2\sqrt{-c}} \log \frac{\sqrt{-c} + \lambda}{\sqrt{-c} - \lambda} \right\}.$$

We will call $\mathfrak{r}_\lambda := \frac{1}{2\sqrt{-c}} \log \frac{\sqrt{-c} + \lambda}{\sqrt{-c} - \lambda}$ the *characteristic distance* for the equidistant $\mathcal{S}_\lambda \subset \mathbb{H}^n(c)$. In the equidistant case, \mathcal{B}_λ is not compact and there is a cone of directions to infinity within \mathcal{B}_λ .

In the Poincaré unit ball model of $\mathbb{H}^n(c)$, the hypersurfaces \mathcal{S}_λ are Euclidean spheres that: lie inside the unit ball if $\lambda > \sqrt{-c}$, touch the unit sphere if $\lambda = \sqrt{-c}$, and intersect the unit sphere at an angle different from $\pi/2$ if $\lambda < \sqrt{-c}$. Note that when

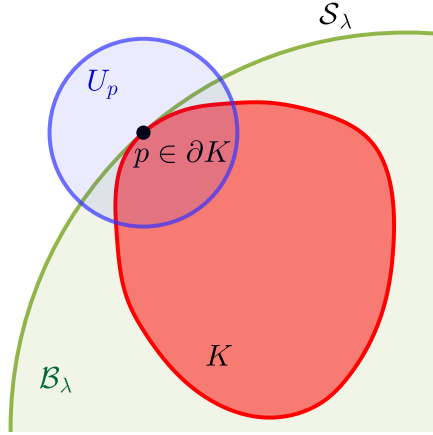


FIGURE 2. K is a convex body, \mathcal{S}_λ is a totally umbilical hypersurface of constant normal curvature $\lambda > 0$, e.g., a sphere. K is λ -convex if this local picture holds in some neighborhood U_p around every point $p \in \partial K$. In this case, we say that the principal curvatures of ∂K are bounded below by λ in the *barrier sense*.

the angle of intersection tends to $\pi/2$, the corresponding equidistant hypersurface tends to a totally geodesic hyperplane.

2.2. λ -convex bodies. Fix some $\lambda > 0$. Recall that for every totally umbilical hypersurface \mathcal{S}_λ in a model space, we denote by \mathcal{B}_λ the corresponding convex region bounded by \mathcal{S}_λ .

Definition 2.1 (λ -convex body). A convex body $K \subset M^n(c)$ is λ -convex if for each $p \in \partial K$ there exists a neighborhood $U_p \subset M^n(c)$ and a totally umbilical hypersurface \mathcal{S}_λ that passes through p in such a way that

$$U_p \cap \partial K \subset \mathcal{B}_\lambda$$

(see Figure 2).

For a λ -convex body K , we call $\mathcal{B}_\lambda = \mathcal{B}_\lambda(p)$ a *supporting convex set of curvature λ* (passing through $p \in \partial K$). If \mathcal{B}_λ is a geodesic ball, we will call it a *supporting ball* (and its boundary \mathcal{S}_λ a *supporting sphere*) at the point p .

The following classical theorem of Blaschke turns the local condition in Definition 2.1 into a global one. It was first proven in [Bla] for λ -convex bodies with smooth boundary in \mathbb{R}^2 , and was later extended in [Ra, BrS] for general λ -convex domains in \mathbb{R}^n , and in [Ka, Mi1, Ho, BD4, Dr5] for λ -convex bodies in other model spaces (and more generally, in some Riemannian manifolds of bounded curvature; see [Dr5] and references therein).

Theorem 2.2 (Blaschke’s Rolling Theorem). *Let $K \subset M^n(c)$ be a λ -convex body. Then for every $p \in \partial K$ there exists a supporting convex set $\mathcal{B}_\lambda(p)$ of curvature λ such that $K \subseteq \mathcal{B}_\lambda(p)$. \square*

Finally, let us point out an equivalent definition of λ -convexity which is, in some sense, dual to Definition 2.1. The equivalence can be seen using Theorem 2.2. A convex body $K \subset M^n(c)$ is said to be λ -convex if and only if any pair of points in K can be connected by the shortest arc of a curve of constant geodesic curvature λ and this arc lies entirely in K . From this point of view, λ -convexity is a generalization of the standard notion of convexity where we say that a body is convex if and only if the line segment that connects any two points lies entirely inside the body. It follows that the whole spindle hypersurface, that is the locus of all arcs connecting the two points, and the domain bounded by this hypersurface must lie inside the body (this justifies the name “spindle convexity” used by some authors; see Section 2.3). Spindle hypersurfaces will appear in our discussion in Appendix B.

2.3. λ -convex polytopes and their properties. In this subsection, we define a special class of λ -convex bodies.

Definition 2.3 (λ -convex polytope). A λ -convex polytope in $M^n(c)$ is a λ -convex body given as the intersection of finitely many convex regions \mathcal{B}_λ . Each *facet* of the λ -convex polytope is the intersection of the corresponding \mathcal{B}_λ with the boundary of the polytope. A facet is of dimension $n - 1$. Two facets are either disjoint, or intersect. In the latter case, their intersection is called a (lower-dimensional) *face*. The faces of dimension 0 and 1 are called *vertices* and *edges* of the polytope, respectively.

Definition 2.4 (λ -convex lens). A λ -convex polytope with exactly two facets is called a λ -convex lens (or a *UFO body*) (see Figure 1).

Note that for $n \geq 3$, a λ -convex lens has exactly one $(n - 2)$ -dimensional face and no faces of dimension less than $n - 2$. For $n = 2$, there are exactly two 0-dimensional faces (i.e., the vertices of the 2-dimensional lens). Each lens is reflection-symmetric with respect to the totally geodesic hyperplane passing through its $(n - 2)$ -dimensional face(s). In \mathbb{R}^n , a λ -convex lens is the intersection of two balls of radius $1/\lambda$.

We would like to point out a direct correspondence between λ -convex polytopes and *ball-polyhedra*, i.e., bodies that are obtained as intersections of finitely many geodesic balls of a fixed radius. These objects from discrete geometry have been intensively studied, see e.g., [BLNP] and references therein. The notion of λ -convexity in the context of ball-polyhedra appears in a number of papers as “ r -hyperconvexity”, “spindle convexity”, “ball convexity”, and “ r -duality”, e.g., [BLNP, Be2, FKV, LNT]. However, in our definition of λ -convexity in the hyperbolic space, we allow for supporting hypersurfaces to be not only balls, but also horospheres or equidistants. The former case is known as an instance of *h-convexity*. From this point of view, motivated by some questions in geometric probability, λ -convexity was studied in Riemannian spaces, e.g., in [BGR, BM].

The following proposition is a direct corollary of Blaschke’s rolling theorem (Theorem 2.2):

Proposition 2.5 (Approximation by λ -convex polytopes). *Let $K \subset M^n(c)$ be a λ -convex body. Then there exists a sequence $(P_i)_{i=1}^\infty$ of λ -convex polytopes such that $K \subseteq \dots \subseteq P_2 \subseteq P_1$ and $\lim_{i \rightarrow \infty} P_i = K$ in Hausdorff metric. \square*

Observe that an implicit assumption in Definition 2.3 is that the intersection of balls in question is compact. In many cases, this is automatic:

Lemma 2.6 (Compact intersection of balls). *Let $\mathcal{B}_1, \mathcal{B}_2 \subset M^n(c)$ be a pair of convex bodies bounded by totally umbilical hypersurfaces of curvature λ . Assume \mathcal{B}_1 is not contained in \mathcal{B}_2 , and \mathcal{B}_2 is not contained in \mathcal{B}_1 . If $c \geq 0$, or $c < 0$ and $\lambda \geq \sqrt{-c}$, then $\mathcal{B}_1 \cap \mathcal{B}_2$ is a compact set.*

Proof. It follows from the classification of totally umbilical hypersurfaces, see Section 2.1. \square

However, Lemma 2.6 is false in this generality in the hyperbolic equidistant case, i.e., when $\lambda < \sqrt{-c}$. Since each \mathcal{B}_i is unbounded and contains a cone of directions to infinity, this causes extra difficulty. Nonetheless, we can still get a compact intersection provided that sufficiently many equidistant balls are taken and that they are sufficiently ‘close’ to each other. More precisely, we have:

Lemma 2.7 (Compact intersection of equidistant balls). *Let $B \subset \mathbb{H}^n(c)$, $c < 0$, be a geodesic ball, and let $\mathcal{B}_1, \dots, \mathcal{B}_m$ be a collection of m convex regions in $\mathbb{H}^n(c)$ bounded by equidistants of curvature $\lambda \in (0, \sqrt{-c})$. Assume also that $B \subset \mathcal{B}_i$ and ∂B touches $\partial \mathcal{B}_i$ at some point p_i for each $i \in \{1, \dots, m\}$. Suppose that the radius of B is less than the characteristic distance \mathfrak{r}_λ and that the set of touching points $\mathbf{p} = \{p_1, \dots, p_m\}$ does not lie in any open half-space with respect to any hyperplane passing through the center of B . Then*

$$\mathcal{B}_{\mathbf{p}} := \bigcap_{i=1}^m \mathcal{B}_i$$

is a compact set.

REMARK. Lemma 2.7 is false if $r \geq \mathfrak{r}_\lambda$ (compare to Lemma 2.8 (3) below).

Proof of Lemma 2.7. For the proof, we need an auxiliary construction as follows. Let $\mathcal{H} \subset \mathbb{H}^n(c)$ be a hyperplane passing through the center of B . Denote by $S = S(\mathcal{H}) := \partial B \cap \mathcal{H}$ the corresponding great sphere. For $p \in S$, let $\mathcal{B}_\lambda(p) \supset B$ be the convex region bounded by the equidistant of curvature λ that touches the ball B at p . Let r be the radius of B . The assumption $r < \mathfrak{r}_\lambda$ is equivalent to the fact that

$$\mathcal{Y} := \bigcap_{p \in S} \mathcal{B}_\lambda(p)$$

is a compact (convex) body. Equivalently, this means that for each such great sphere S , one can find a point, say $q = q(S) \in \mathbb{H}^n(c)$, such that each equidistant arc of curvature λ joining q with a point $q' \in S$ is perpendicular to \mathcal{H} at q' . By symmetry, the point q lies on the geodesic line γ passing through the center of B perpendicular to \mathcal{H} . Moreover,

there are exactly two such points, one per each half-space with respect to \mathcal{H} . Call these points $q^+ = q^+(S)$ and $q^- = q^-(S)$. Now, for a point $p \in \mathbb{H}^n(c)$, define $\mathcal{X}(B, p)$ to be the intersection of all convex sets of the form \mathcal{B}_λ containing both B and p . In this notation,

$$\mathcal{X}(B, q^+) = \mathcal{X}(B, q^-) = \mathcal{Y}.$$

In general, $\mathcal{X}(B, p)$ is not necessarily compact. However, since $\mathcal{X}(B, q^\pm)$ are compact, for every point p sufficiently close in the hyperbolic metric to either q^+ or q^- , the set $\mathcal{X}(B, p)$ is also compact. Moreover, if, additionally, p lies on the geodesic γ outside of the segment $[q^-, q^+]$ and closer to, say q^+ , then both $\partial\mathcal{X}(B, p) \cap \partial B$ and q^- are contained in the same open half-space with respect to \mathcal{H} . By symmetry, the intersection $\partial\mathcal{X}(B, p) \cap \partial B$ lies in some hyperplane $\mathcal{I}(p)$. Let $\mathcal{I}^+(p)$ be the open half-space with respect to $\mathcal{I}(p)$ that contains q^+ . Finally, set

$$\mathcal{Y}^+(p) := B \cup (\mathcal{X}(B, p) \cap \mathcal{I}^+(p)).$$

Let us return back to the proof of the lemma. Assume the contrary, and let $\gamma \subset \mathcal{B}_{\mathbf{p}}$ be a geodesic ray that starts at the center of B and goes to infinity. Let \mathcal{H}_γ be the hyperplane passing through the center of B perpendicular to γ , and let $S_\gamma := S(\mathcal{H}_\gamma)$ be the corresponding great sphere. Since $B \subset \mathcal{B}_{\mathbf{p}}$, Blaschke's rolling theorem (Theorem 2.2) guarantees that each equidistant arc of curvature λ that joins a point in γ with a point in ∂B , lies in $\mathcal{B}_{\mathbf{p}}$. In particular, $\mathcal{Y}^+(p) \subset \mathcal{B}_{\mathbf{p}}$ for some $p \in \gamma$ sufficiently close to $q^+(S_\gamma) \in \gamma$. But S_γ lies in the interior of $\mathcal{Y}^+(p)$ by construction. This is a contradiction since the open half-space with respect to \mathcal{H}_γ that contains p does not contain points in \mathbf{p} . \square

2.4. Inscribed balls and their properties. Let $K \subset M^n(c)$ be a convex body. A geodesic ball of the largest possible radius contained in K is called an *inscribed ball for K* . The *inradius of K* , denoted by $r(K)$, is the radius of an inscribed ball for K . Note that, even though there might be several inscribed balls for K (even when K is strictly convex), they must have equal radii. Thus, $r(K)$ is well-defined. The question of uniqueness is addressed in the following lemma:

Lemma 2.8 (On uniqueness of inscribed balls). *Let $K \subset M^n(c)$ be a strictly convex body.*

- (1) *If $c \geq 0$, then K has a unique inscribed ball;*
- (2) *If $c < 0$ and K is λ -convex with $\lambda \geq \sqrt{-c}$, then K has a unique inscribed ball;*
- (3) *For each $c < 0$ and $\lambda' \in (0, \sqrt{-c})$, there is a λ' -convex body K such that K has exactly two inscribed balls; in particular, in the hyperbolic space, a λ -convex body can have several inscribed balls.*

Proof. The argument in the Euclidean space is well-known and goes, for example, as follows. If there are two distinct balls $B_1, B_2 \subset K \subset \mathbb{R}^n$, necessarily of the same radius $r := r(K)$, then the convex hull H of B_1 and B_2 lies entirely in K . Moreover, since K is strictly convex, any ball $B \subset H$ of radius r different from B_1 and B_2 must lie in the interior of K . Hence, one can enlarge B (keeping its center the same) so that the larger ball still lies in K . This contradicts the maximality of r .

We can reinterpret this argument so that it also works in \mathbb{S}^n . Again, by contradiction, we assume that there are two different inscribed balls B_1 and B_2 for $K \subset \mathbb{S}^n$.

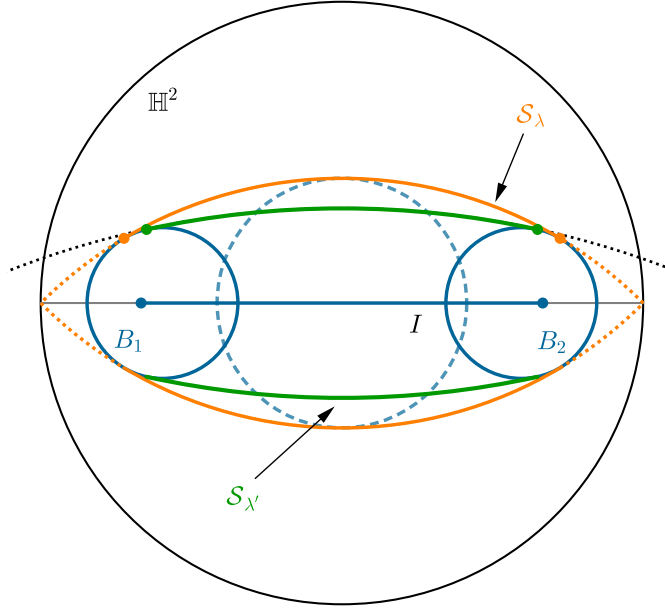


FIGURE 3. In the Poincaré disk model of \mathbb{H}^2 : the body H'' is the concatenation of two circular arcs on the boundary of disks B_1 and B_2 (in blue), and two green arcs of curves $\mathcal{S}_{\lambda'}$ of constant curvature $\lambda' \in (0, 1)$ (in green). The outer parallel set H' of the segment I is the concatenation of two orange arcs \mathcal{S}_{λ} and two blue circular arcs on the boundary of the disks. For comparison, the disk centered at the origin has the same radius as B_1 and B_2 . In this example, B_1 and B_2 are the only inscribed disks for H'' .

Let H' be the locus of balls of radius r centered on the geodesic segment I connecting the centers of B_1 and B_2 . Equivalently, H' is the set of points at distance at most r from I . In the Euclidean space, $H' = H$. In the spherical case, we have that $H' \subsetneq H \subset K$, and hence the argument above applied to H' yields that a strictly convex body $K \subset \mathbb{S}^n$ has the unique inscribed ball. This concludes (1).

Now we consider the hyperbolic case. For simplicity, assume $c = -1$ and write $\mathbb{H}^n := \mathbb{H}^n(-1)$. The inclusion $H' \subsetneq H$ does not hold in \mathbb{H}^n . Observe, however, that $\partial H' \setminus (\partial B_1 \cup \partial B_2)$ is μ -convex, with $\mu = \tanh(2r) \in (0, 1)$ (i.e., $r = \tau_{\mu}$, see (3c) in Section 2.1). If we are in the assumption of case (2), then $\mu < \lambda$. By Blaschke's rolling theorem it follows that $H' \subsetneq K$, and hence we can reach a contradiction in the same way as in \mathbb{R}^n and \mathbb{S}^n . This concludes (2).

In general, there is no guarantee that $H' \subset K$. Also, H' provides an example of a μ -convex set, with $\mu \in (0, 1)$, for which all balls of radius r inside H' are inscribed, and there is a continuous family of such balls. To conclude (3), one can modify this example as follows (see Figure 3 for a construction in \mathbb{H}^2). Given $\lambda' \in (0, 1)$, pick a geodesic segment

$I \subset \mathbb{H}^n$ and let H' be defined as above for $r > \mathfrak{r}_\lambda$. Consider all possible arcs of curves of curvature λ' joining points in B_1 and B_2 . These arcs will sweep out a λ' -convex body H'' for which B_1 and B_2 are the only inscribed balls. \square

The following proposition gives a necessary and some sufficient conditions under which a ball inside a convex body is an inscribed ball. Parts of this proposition are well-known (and are not the most general) and we outline the proof for completeness of exposition.

Proposition 2.9 (Necessary and sufficient conditions for inscribed balls). *Let $K \subset M^n(c)$ be a convex body, and let $B \subset K$ be a geodesic ball centered at some point $o \in K$.*

- (1) *If B is an inscribed ball for K , then $\partial B \cap \partial K$ is not contained in any open half-space with respect to a hyperplane passing through o .*
- (2) *If K is a λ -convex polytope, $\partial B \cap \partial K$ is not contained in any open half-space with respect to a hyperplane passing through o , and B touches all facets of K , then B is an inscribed ball for K . Moreover, it is unique.*

Proof. We start with part (1). Towards a contradiction, suppose that $S := \partial B \cap \partial K$ lies in some open half space \mathcal{H}^+ . Write $\mathcal{H} := \partial \mathcal{H}^+$, $o \in \mathcal{H}$. Let $\mathcal{H}^- := M^n(c) \setminus \mathcal{H}^+$ be the complement of \mathcal{H}^+ . Pick a small $\varepsilon > 0$, and consider a geodesic segment $I_\varepsilon \subset \mathcal{H}^-$ of length ε , starting at o and perpendicular to \mathcal{H} . Let $r = r(K)$ be the radius of B . Define H'_ε to be the locus of balls of radius $r = r(K)$ centered at I_ε . Since B and K are compact and S is contained in \mathcal{H}^+ , the distance

$$\text{dist}_{M^n(c)}(\partial K, \mathcal{H}^- \cap B)$$

is strictly positive. Therefore, there exists ε such that $H'_\varepsilon \subset K$. To reach a contradiction, we can apply the argument that is similar to the one that was used in the proof of Lemma 2.8 (1).

Now we deal with part (2). We will give an argument in the hyperbolic case; in other cases, the argument is similar and we omit it.

Assume first that $\partial B \cap \partial K$ contains at least $n + 1$ distinct points p_1, \dots, p_{n+1} such that the smallest totally geodesic subspace containing this set of points is equal to $M^n(c)$. By assumption, each p_i is the tangent point of B and some of the facets. In the Poincaré disk model of $\mathbb{H}^n(c)$, each $\mathcal{S}_\lambda(p_i)$ is a Euclidean sphere. Furthermore, ∂B is a Euclidean sphere too. But in \mathbb{R}^n , there exists only one sphere that lies in the interior and touches any given collection of $n + 1$ mutually distinct spheres. If B' is the inscribed ball for K , then $\partial B' \cap \partial K$ is not contained in any open half space with respect to the origin (part (1)). By the uniqueness described above, $B = B'$.

In general, let $1 \leq m < n$ be the smallest dimension of a totally geodesic subspace $Y \subset M^n(c)$ such that $o \in Y$ and $\partial B \cap \partial K \subset Y$. Since $\partial B \cap \partial K$ is not contained in any open half-space with respect to a hyperplane passing through o , the body K must be symmetric with respect to Y . Hence, any inscribed ball for K is also symmetric with respect to Y . Note that within Y , the points in $\partial B \cap \partial K$ cannot lie in any open half-space of Y with respect to a plane of dimension $m - 1$ passing through o . By minimality of m , we can choose at least $m + 1$ distinct points p_1, \dots, p_{m+1} in $\partial B \cap \partial K$ so that the geodesic rays

op_1, \dots, op_{m+1} span Y . We can now apply a similar uniqueness argument as above. For every $m < n$, there exists a unique Euclidean sphere in \mathbb{R}^n that lies inside and touches any m given Euclidean spheres, and is symmetric with respect to an m -dimensional Euclidean plane (we can assume that o is the center of the unit ball model). The proposition now follows in the same way as in the case of $n + 1$ distinct points. \square

The following proposition relates the extreme properties of the inradius to the structure of the boundary of a λ -convex body.

Proposition 2.10 (Extreme properties of the inradius). *Let $K \subset M^n(c)$ be a λ -convex body. (In the case $c < 0$ and $\lambda < \sqrt{-c}$, we additionally assume that $r(K) < \mathfrak{r}_\lambda$.)*

If $K \subset M^n(c)$ is not a λ -convex polytope, then one can find a λ -convex polytope K' such that

$$(2.1) \quad r(K') = r(K) \quad \text{and} \quad |\partial K'| > |\partial K|.$$

Equivalently, there exists a λ -convex polytope K'' such that

$$(2.2) \quad r(K'') < r(K) \quad \text{and} \quad |\partial K''| = |\partial K|.$$

Proof. We start with (2.1).

Let B be an inscribed ball for K , and let o be its center. By Proposition 2.9 (1), $\partial B \cap \partial K$ is not contained in any open half space with o on its boundary. Pick a subset $T \subset \partial B \cap \partial K$ consisting of at most $n + 1$ points that have the same property, i.e., they do not lie in any open half space with respect to hyperplanes through o . Since K is λ -convex, for each $p \in T$ there exists a supporting convex set $\mathcal{B}_\lambda(p)$ of curvature λ passing through p . Define the following intersection:

$$K' = \bigcap_{p \in T} \mathcal{B}_\lambda(p).$$

By Lemmas 2.6 and 2.7, K' is a λ -convex polytope. By Blaschke's rolling theorem (Theorem 2.2), $K' \supset K$. Hence, $|\partial K'| > |\partial K|$. This inequality is strict because K is not a λ -convex polytope by assumption. Furthermore, $B \subset K'$ and $T \subset \partial B$ by construction. By part (2) of Proposition 2.9, B is the inscribed ball for K' . Therefore, $r(K') = r(K)$. This concludes (2.1).

To prove (2.2), we use (2.1) and a monotonicity argument. Indeed, let K' be the polytope that satisfies (2.1), and let B be its inscribed ball of radius $r = r(K)$. For $s \leq r$, let B' be a ball of radius s concentric with B . For each $p \in T$, let p' be the intersection of the geodesic ray op with $\partial B'$. Let T' be the set of all such p' 's. For each p' , let $\mathcal{S}_\lambda(p')$ be the λ -convex hypersurface that touches B' at p' in such a way that $\mathcal{B}_\lambda(p') \supset B'$. Finally, define

$$K''(s) := \bigcap_{p' \in T'} \mathcal{B}_\lambda(p').$$

Since $s \leq r$, $K''(s)$ is a λ -convex polytope. By Proposition 2.9 (2), $r(K''(s)) = s$. By construction, $K''(r) = K'$, and hence by assumption, $|\partial K''(r)| > |\partial K|$. By continuity, there exists $s_0 < r$ such that $|\partial K''(s_0)| = |\partial K|$, and the proposition follows with $K'' = K''(s_0)$. \square

REMARK. We will use a similar monotonicity argument in the proof of Theorem B.

2.5. Inner parallel bodies in \mathbb{R}^n and their properties. Let A be a convex body in \mathbb{R}^n . The *inner parallel body* at distance $t \geq 0$ is defined as

$$A_t = A - t\mathbf{B} := \{x \in \mathbb{R}^n : x + t\mathbf{B} \subset A\},$$

where \mathbf{B} is the unit Euclidean ball. The greatest number t for which A_t is not empty is the inradius $r(A)$ of A . Observe that if $A \subset A' \subset \mathbb{R}^n$ are two convex bodies, then $A_t \subset A'_t$.

The Hausdorff distance of convex bodies A, A' in \mathbb{R}^n is defined as

$$d_H(A, A') = \min\{\mu \geq 0 : A \subset A' + \mu\mathbf{B}, A' \subset A + \mu\mathbf{B}\}.$$

For a convex body $A \subset \mathbb{R}^n$ and $0 \leq \varepsilon \leq r(A)$, define

$$(2.3) \quad T_A(\varepsilon) := \min\{\mu \geq 0 : A - \varepsilon\mathbf{B} + \mu\mathbf{B} \supset A\}.$$

Clearly, $T_A(\varepsilon) \geq \varepsilon$, but this inequality can be strict. Observe that $T_A(\varepsilon) = d_H(A, A_\varepsilon)$.

Lemma 2.11 (Dependence on ε).

$$T_A(\varepsilon) \rightarrow 0 \quad \text{as } \varepsilon \searrow 0.$$

Proof. For monotonically decreasing ε , the bodies in the sequence $A_\varepsilon = A - \varepsilon\mathbf{B}$ are nested, i.e., $A_\varepsilon \subsetneq A_{\varepsilon'}$ if $\varepsilon > \varepsilon'$. Hence, by Blaschke's Selection Theorem [Sch, p. 63], there exists the Hausdorff limit of this sequence and it is equal to the convex body

$$A' := \text{Cl} \left(\bigcup_{\varepsilon > 0} A_\varepsilon \right),$$

where Cl denotes the closure of a set. Note that the interior of A' , denoted by $\text{int } A'$, is equal to $\bigcup_{\varepsilon > 0} A_\varepsilon$. Finally, observe that for each $x \in \text{int } A$ there exists $\delta = \delta(x)$ (which can be arbitrary small) so that $x + \delta\mathbf{B} \subset A$. For example, δ can be chosen to be the half of the distance of x to ∂A . By definition of inner parallel bodies, $x \in A_\delta$. Thus, $x \in \text{int } A'$ for every $x \in \text{int } A$, which implies that $\text{int } A' = \text{int } A$, and hence $A = A'$. By construction, $d_H(A', A_\varepsilon) \rightarrow 0$ as $\varepsilon \rightarrow 0$. Thus, $T_A(\varepsilon) = d_H(A, A_\varepsilon) \rightarrow 0$ as $\varepsilon \rightarrow 0$, which is the claim of the lemma. \square

Lemma 2.12 (Dependence on A). *Let A and A' be convex bodies in \mathbb{R}^n such that $A' \supset A$. Then*

$$T_{A'}(\varepsilon) \leq T_A(\varepsilon) + d_H(A, A').$$

Proof. We have the following implications:

$$A' \supset A \Rightarrow A' - \varepsilon\mathbf{B} \supset A - \varepsilon\mathbf{B} \Rightarrow A' - \varepsilon\mathbf{B} + T_A(\varepsilon)\mathbf{B} \supset A - \varepsilon\mathbf{B} + T_A(\varepsilon)\mathbf{B} \supset A,$$

where the last inclusion follows by (2.3). Using the definition of the Hausdorff distance, we obtain

$$A' - \varepsilon\mathbf{B} + T_A(\varepsilon)\mathbf{B} \supset A \Rightarrow A' - \varepsilon\mathbf{B} + T_A(\varepsilon)\mathbf{B} + d_H(A, A')\mathbf{B} \supset A + d_H(A, A')\mathbf{B} \supset A'.$$

Therefore, $A' - \varepsilon\mathbf{B} + (T_A(\varepsilon) + d_H(A, A'))\mathbf{B} \supset A'$, and hence $T_{A'}(\varepsilon) \leq T_A(\varepsilon) + d_H(A, A')$, as desired. \square

Lemma 2.13 (Hausdorff limits of nested sequences). *If $A^1 \supset A^2 \supset \dots \supset C$ is a nested sequence of convex bodies, then*

$$\mathcal{A} := \bigcap_{j=1}^{\infty} A^j$$

is a convex body and

$$d_H(A^j, \mathcal{A}) \rightarrow 0 \quad \text{as } j \rightarrow \infty.$$

Proof. It is immediate that \mathcal{A} is a closed convex set. Since each A^j contains the convex body C , the interior of \mathcal{A} is not empty. Hence, \mathcal{A} is a convex body. The convergence follows by [Sch, Lemma 1.8.2]. \square

Using the three lemmas above, we establish the following auxiliary result.

Lemma 2.14 (Approximation descends to inner parallel bodies). *If $A \subset \mathbb{R}^n$ is a convex body, and $(A^j)_{j=1}^{\infty}$ is a sequence of convex bodies such that*

$$A^j \supset A^{j+1} \supset A \quad \text{and} \quad \lim_{j \rightarrow \infty} d_H(A, A^j) = 0,$$

then for the inner parallel bodies at distance $0 \leq t < r(A)$, we have

$$\lim_{j \rightarrow \infty} d_H(A_t, A_t^j) = 0.$$

Proof. Since $(A^j)_{j=1}^{\infty}$ is a nested sequence that approximates A , there is a monotone sequence $\varepsilon_j \searrow 0$ such that

$$d_H(A, A^j) = \varepsilon_j.$$

Hence,

$$A + \varepsilon_j \mathbf{B} \supset A^j \Rightarrow A \supset A^j - \varepsilon_j \mathbf{B} \Rightarrow A - t\mathbf{B} \supset A^j - \varepsilon_j \mathbf{B} - t\mathbf{B}.$$

In our notation, the last inclusion also reads as $A_t \supset A_t^j - \varepsilon_j \mathbf{B}$. Since by (2.3)

$$A_t^j - \varepsilon_j \mathbf{B} + T_{A_t^j}(\varepsilon_j) \mathbf{B} \supset A_t^j,$$

we conclude that

$$(2.4) \quad A_t + T_{A_t^j}(\varepsilon_j) \mathbf{B} \supset A_t^j.$$

By assumption of the lemma, $A^j \supset A$, so $A_t^j \supset A_t$. Hence, (2.4) implies that

$$d_H(A_t, A_t^j) \leq T_{A_t^j}(\varepsilon_j).$$

It remains to show that $T_{A_t^j}(\varepsilon_j) \rightarrow 0$ as $j \rightarrow \infty$.

Since the sequence $(A^j)_{j=1}^{\infty}$ is decreasing, so is the sequence $(A_t^j)_{j=1}^{\infty}$. Moreover, each A_t^j contains A_t . The latter set is a (non-empty) convex body by our choice of $0 \leq t < r(A)$. Hence, by Lemma 2.13,

$$\mathcal{A} := \bigcap_{j=1}^{\infty} A_t^j$$

is a convex body and is the Hausdorff limit of A_t^j as $j \rightarrow \infty$. Since $A_t^j \supset \mathcal{A}$, Lemma 2.12 guarantees that

$$T_{A_t^j}(\varepsilon_j) \leq T_{\mathcal{A}}(\varepsilon_j) + d_H(\mathcal{A}, A_t^j)$$

for each $j \geq 1$. By Lemma 2.13,

$$d_H(\mathcal{A}, A_t^j) \rightarrow 0 \quad \text{as } j \rightarrow \infty.$$

Since $\varepsilon_j \searrow 0$ as $j \rightarrow \infty$, Lemma 2.11 guarantees that

$$T_{\mathcal{A}}(\varepsilon_j) \rightarrow 0 \quad \text{as } j \rightarrow \infty.$$

Combining everything together, we get that $\lim_{j \rightarrow \infty} T_{A_t^j}(\varepsilon_j) = 0$. This concludes the proof. \square

3. PROOF OF THE REVERSE ISOPERIMETRIC INEQUALITY IN \mathbb{R}^3 (THEOREM A)

The proof breaks into two steps. In the first step, we establish the theorem when K is a λ -convex polytope. In the second step, we use approximation (Proposition 2.5) and the result of the first step to prove the theorem in general: the reverse isoperimetric inequality will follow by continuity, and thus the only thing that we would have to deal with is the equality case.

3.1. Step I: K is a λ -convex polytope. Let K be a λ -convex polytope (see Definition 2.3). Without loss of generality, we set $\lambda = 1$. We can also assume that K is not a lens (as for lenses the claim of the theorem is true). It is known (see, e.g., [Ma]) that $\frac{d}{dt}|K_t| = |\partial K_t|$ at any $t \geq 0$, where K_t is the inner parallel body of K at distance t . Thus,

$$|K| = \int_0^{r(K)} |\partial K_t| dt.$$

Observe that $f_K: t \mapsto |\partial K_t|$ is a strictly decreasing, absolutely continuous function, and hence the integral makes sense (see [Sch, p. 439] for the question about differentiability of such functions for general convex bodies).

For the lens L , let $f_L: t \mapsto |\partial L_t|$ be an analogous function that measures the area of the inner parallel bodies of L . By assumption of the theorem, $f_K(0) = f_L(0)$. The following key proposition relates the values of f_K and f_L in a small right neighborhood of 0.

Proposition 3.1 (Areas of inner parallel bodies are smaller for lenses). *$f_K(t) > f_L(t)$ for every sufficiently small $t > 0$.*

For the proof of Proposition 3.1, we need the following auxiliary result which says that locally the area of a small spherical triangle behaves as the area of a Euclidean triangle.

Lemma 3.2 (Area of small triangles). *Let $\Delta(t) = aob \subset \mathbb{S}^2$ be a spherical geodesic triangle such that $|oa| = |ob| = O(t)$ as $t \rightarrow 0$. Then*

$$|\Delta(t)| = O(t^2).$$

Proof. By the triangle inequality, $\Delta(t)$ lies in a disk, say U , centered at o of radius $O(t)$.

For the normal coordinates centered at o in the neighborhood U , we have the following expansion of the metric tensor of the sphere (see, for example, [Pet, Lemma 5.5.7]):

$$g_{ij}(p) = \delta_{ij} + O(|op|^2),$$

where δ_{ij} is the Kronecker delta.

Therefore, computing the area of Δ in normal coordinates, we obtain:

$$|\Delta(t)| = |\Delta(t)|_{Euc} + O(|\text{diam}(U)|^2)$$

Here, $|\Delta(t)|_{Euc}$ is the area of Δ computed in the Euclidean metric (using the same coordinates). In our case, $|\Delta(t)|_{Euc} = O(t^2)$. The lemma follows. \square

Proof of Propostion 3.1. Our goal is to estimate $f_K(t) = |\partial K_t|$ for small positive t .

We start with introducing some notation (see Figure 4). Let F_i be the i -th facet of K and let o_i be the center of the unit sphere containing F_i . Denote by β_i the area of F_i , by l_{ij} the length of the common edge E_{ij} for a pair of adjacent facets F_i and F_j , and by γ_{ij} the angle between the unit spheres containing F_i and F_j .

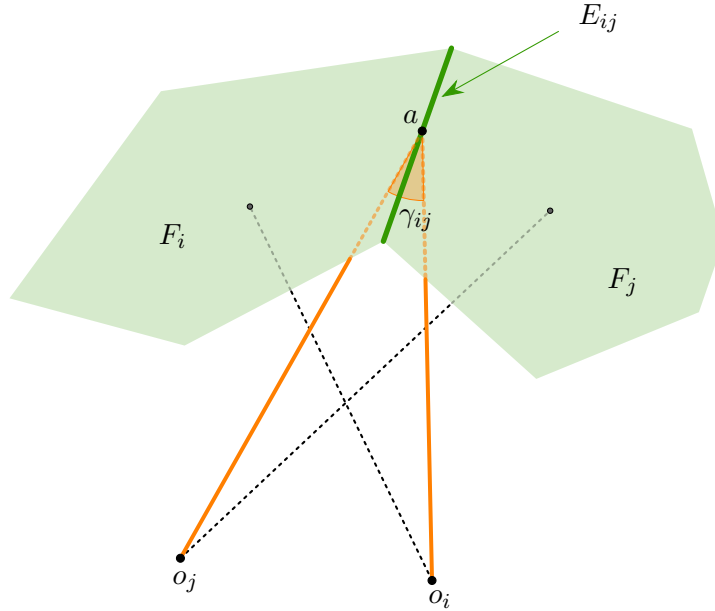


FIGURE 4. The notation in the proof of Proposition 3.1: the facets F_i and F_j are adjacent with $E_{ij} = F_i \cap F_j$ being the common edge; $|F_i| = \beta_i$, $|F_j| = \beta_j$, $|E_{ij}| = l_{ij}$. The unit spheres containing F_i , respectively F_j , are centered at o_i , respectively o_j , and $\gamma_{ij} = \angle o_i a o_j$ is the angle between F_i and F_j , where $a \in E_{ij}$ is an arbitrary point.

In this notation,

$$f_K(0) = |\partial K| = \sum_i \beta_i.$$

We want to show that

$$(3.1) \quad f_K(t) = (1-t)^2 \sum_i \beta_i - 2t \sum_{i,j} l_{ij} \tan \frac{\gamma_{ij}}{2} + O(t^2).$$

Since K is a 1-convex polytope, it follows that K_t is a $(1-t)^{-1}$ -convex polytope. Observe that for sufficiently small t , the polytope K_t has the same combinatorial structure as K ; in particular, it has the same number of facets as K . Denote by $\tilde{F}_i(t)$ the i -th facet of K_t (corresponding to F_i), and by $\tilde{E}_{ij} = \tilde{E}_{ij}(t)$ the edge of K_t corresponding to the edge E_{ij} of K . Then $|\partial K_t| = \sum_i |\tilde{F}_i(t)|$. Our goal is to compute $|\tilde{F}_i(t)|$.

Define Π_t to be the radial projection from the unit sphere centered at o_i onto the concentric sphere of radius $1-t$. Denote $F_i(t) := \Pi_t(F_i)$ to be the projection of the i -th facet F_i . Note that $F_i = F_i(0) = \tilde{F}_i(0)$. At the same time, for small positive t we have $F_i(t) \supset \tilde{F}_i(t)$. Therefore,

$$|\tilde{F}_i(t)| = |F_i(t)| - |F_i(t) \setminus \tilde{F}_i(t)|.$$

The difference $F_i(t) \setminus \tilde{F}_i(t)$ is the disjoint union of spherical quadrilaterals $Q_{ij}(t)$, where j ranges over indices of all adjacent to F_i facets of K . For each j , the quadrilateral $Q_{ij}(t)$ is bounded by \tilde{E}_{ij} , $\Pi_t(E_{ij})$ and a pair of arcs of big circles that join the respective endpoints of \tilde{E}_{ij} and $\Pi_t(E_{ij})$ (see Figure 5). We would like to emphasize that the endpoints of \tilde{E}_{ij} are vertices of K_t , while the endpoints of $\Pi_t(E_{ij})$ are the radial projections of the vertices of K . We claim that by construction, both sides \tilde{E}_{ij} and $\Pi_t(E_{ij})$ of $Q_{ij}(t)$ lie on parallel planes in \mathbb{R}^3 . Indeed, if o_j is the center of the unit sphere containing F_j , then the plane $\mathcal{H}_{ij} \subset \mathbb{R}^3$ that contains E_{ij} is perpendicular to the Euclidean geodesic $o_i o_j$. The edge \tilde{E}_{ij} also lies in \mathcal{H}_{ij} (as well as in the intersection of the two spheres of radius $1-t$ centered at o_i and o_j). Finally, since the projection Π_t is centered at o_i and $\Pi_t(E_{ij})$ lies in a plane parallel to \mathcal{H}_{ij} , this implies the claim above about the sides of the quadrilateral $Q_{ij}(t)$.

We have

$$|F_i(t) \setminus \tilde{F}_i(t)| = \sum_j |Q_{ij}(t)|,$$

and hence our goal is to estimate each $|Q_{ij}(t)|$. For this, we decompose $Q_{ij}(t)$ into several sets, $Q_{ij}^e(t)$, $Q_{ij}^v(t)$ and $Q_{ij}^{v'}(t)$, defined as follows. The set $Q_{ij}^e(t)$ is the spherical quadrilateral that is bounded by $\Pi_t(E_{ij})$, by the extension of the circular arc \tilde{E}_{ij} , and by a pair of arcs of the big circles passing through the endpoints of $\Pi_t(E_{ij})$ orthogonal to it (see Figure 6). Note that $Q_{ij}^e(t)$ is not a geodesic quadrilateral, since it has only two sides that are geodesic segments. At the same time, each angle of $Q_{ij}^e(t)$ is equal to $\pi/2$. It follows that $Q_{ij}^e(t) \setminus Q_{ij}(t)$ is the disjoint union of two triangular regions, which we call $Q_{ij}^v(t)$ and $Q_{ij}^{v'}(t)$. Each of them is attached to an endpoint of $\Pi_t(E_{ij})$ denoted by v and v' , respectively. Each such region has two sides that are spherical geodesic segments and

one angle which is equal to $\pi/2$. Therefore, $Q_{ij}^v(t)$ and $Q_{ij}^{v'}(t)$ are not geodesic triangles, but each of them is contained in a geodesic triangle; we denote these triangles $\widehat{Q}_{ij}^v(t)$ and $\widehat{Q}_{ij}^{v'}(t)$, respectively.

In terms of our decomposition, $|Q_{ij}(t)| = |Q_{ij}^e(t)| - |Q_{ij}^v(t)| - |Q_{ij}^{v'}(t)|$. Thus,

$$\begin{aligned} f_K(t) &= \sum_i |F_i(t)| - \sum_i |F_i(t) \setminus \widetilde{F}_i(t)| \\ (3.2) \quad &= (1-t)^2 \sum_i \beta_i - \sum_i \sum_j \left(|Q_{ij}^e(t)| - |Q_{ij}^v(t)| - |Q_{ij}^{v'}(t)| \right). \end{aligned}$$

We show that the area of the triangular regions $Q_{ij}^v(t)$ and $Q_{ij}^{v'}(t)$ is of order at least t^2 for sufficiently small t , and only $|Q_{ij}^e(t)|$ contributes to terms of order t in (3.1).

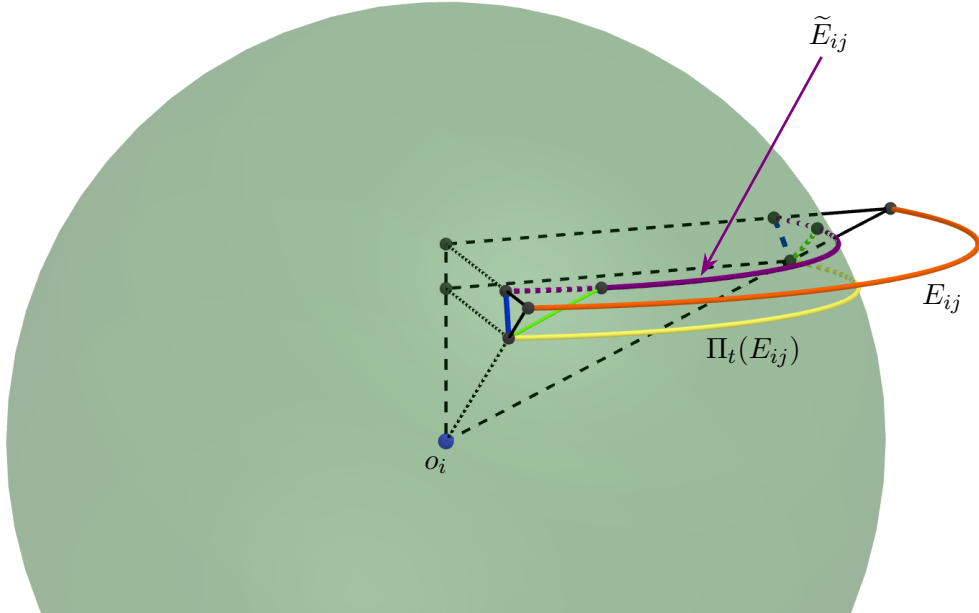


FIGURE 5. The quadrilateral $Q_{ij}(t)$ is bounded by the edge \widetilde{E}_{ij} of K_t (in violet), the radial projection $\Pi_t(E_{ij})$ (in yellow) of the edge E_{ij} of K (in orange), and by the pair of bright green arcs of big circles that connect the endpoints of \widetilde{E}_{ij} and $\Pi_t(E_{ij})$ (one of these arcs is dashed). The green sphere is the sphere of radius $1-t$ centered at o_i and defined by the facet F_i .

Estimation of $|Q_{ij}^v(t)|$ and $|Q_{ij}^{v'}(t)|$. We estimate $|\widehat{Q}_{ij}^v(t)|$ using Lemma 3.2 and show that

$$(3.3) \quad |\widehat{Q}_{ij}^v(t)| = O(t^2).$$

Since $\widehat{Q}_{ij}^v(t) \supset Q_{ij}^v(t)$, we will get the same estimate for the area of this triangular region; an analogous estimate will hold true for the triangular region attached to v' .

Suppose p, p' and v are the vertices of $\widehat{Q}_{ij}^v(t)$ labeled so that pv is orthogonal to $\Pi_t(E_{ij})$ (see Figure 6). Let $x(t)$ be the length of the spherical segment pv , $x'(t)$ be the length of the spherical segment $p'v$. From the construction it follows that

$$x(0) = x'(0) = 0,$$

hence $x(t) = x'(t) = O(t)$. Hence, (3.3) follows by Lemma 3.2 applied to the triangle ppv' .

Estimation of $|Q_{ij}^e(t)|$. Now we compute a non-zero contribution of $|Q_{ij}^e(t)|$ to the term of order t .

Since $Q_{ij}^e(t)$ is a spherical quadrilateral bounded by two parallels of the sphere of radius $1 - t$,

$$|Q_{ij}^e(t)| = (1 - t) \cdot \vartheta \cdot |o'_i h|,$$

where o'_i is the center of the Euclidean circle spanning \widetilde{E}_{ij} , h is the center of the Euclidean circle spanning $\Pi_t(E_{ij})$, and $\vartheta = \angle v h v'$ is the angle that subtends $\Pi_t(E_{ij})$ (see Figure 6). We observe that $|o'_i h| = |o'_i o_i| - |o_i h|$. Let q be the endpoint of E_{ij} such that $\Pi_t(q) = v$. Since $|o_i q| = 1$ and $\angle o_i q o'_i = \gamma_{ij}/2$, we get $|o_i o'_i| = \sin(\gamma_{ij}/2)$. Using similarity of the Euclidean triangles $\Delta o_i q o'_i$ and $\Delta o_i v h$, we obtain $|o_i h| = (1 - t) \sin(\gamma_{ij}/2)$. Thus,

$$|o'_i h| = t \sin \frac{\gamma_{ij}}{2} \quad \text{and} \quad |v h| = (1 - t) \cos \frac{\gamma_{ij}}{2}.$$

Recall that the length of E_{ij} is equal to l_{ij} ; by homothety, the length of $\Pi_t(E_{ij})$ is equal to $(1 - t)l_{ij}$. Therefore,

$$\vartheta = \frac{(1 - t)l_{ij}}{|v h|} = \frac{l_{ij}}{\cos \frac{\gamma_{ij}}{2}}.$$

Hence,

$$|Q_{ij}^e(t)| = (1 - t) \frac{l_{ij}}{\cos \frac{\gamma_{ij}}{2}} \cdot t \sin \frac{\gamma_{ij}}{2} = t \cdot l_{ij} \tan \frac{\gamma_{ij}}{2} - t^2 \cdot l_{ij} \tan \frac{\gamma_{ij}}{2},$$

which confirms expansion (3.1). From this expansion it follows that the right derivative $\dot{f}_K(0)$ of $f_K(t)$ at $t = 0$ has the form

$$(3.4) \quad \dot{f}_K(0) = -2 \left(\sum_i \beta_i + \sum_{i,j} l_{ij} \tan \frac{\gamma_{ij}}{2} \right) = -2f_K(0) - 2 \sum_{i,j} l_{ij} \tan \frac{\gamma_{ij}}{2}.$$

Observe that (3.4) similarly holds for the lens L .

We want to show that the quantity in (3.4) is minimized for the lens L . Since $f_K(0) = f_L(0)$, it is enough to show that the term $\sum_{i,j} \tan \frac{\gamma_{ij}}{2} l_{ij}$ is maximal for the lens L under the constraint coming from the Gauss–Bonnet theorem in \mathbb{R}^3 :

$$(3.5) \quad \int_{\partial K} \kappa(z) \, d\sigma_K(z) = 4\pi.$$

Here $\kappa(z)$ denotes the Gaussian curvature of ∂K at the point z and the integration is done with respect to the area measure on the boundary of K .

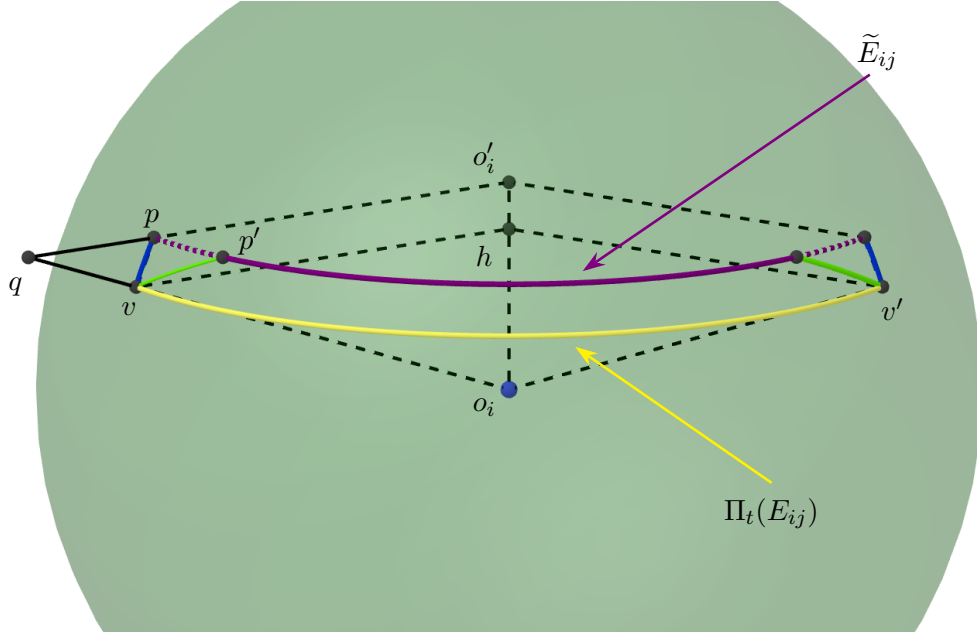


FIGURE 6. The quadrilateral $Q_{ij}^e(t)$ is bounded by the extension of \tilde{E}_{ij} (in violet and violet, dashed), $\Pi_t(E_{ij})$ (in yellow) and a pair of arcs of the big circles passing through the endpoints of $\Pi_t(E_{ij})$ orthogonal to it (in blue). The triangular region $Q_{ij}^v(t)$ is bounded by the geodesic segments pv (blue), $p'v$ (bright green), and the arc pp' (violet, dashed) of a small circle centered at o'_i that contains \tilde{E}_{ij} .

Since ∂K is not smooth, this constraint in the case of λ -convex polytopes should be understood as follows. Recall that, for a point $z \in \partial K$, the *normal cone* of K at z is a subset of \mathbb{R}^3 consisting of 0 and all normal vectors to all possible supporting planes at z for K . We denote this cone by $N(K, z)$; this is a closed convex set (see [Sch, p. 81]). For a subset $\omega \subset \partial K$, we denote by $u(K, \omega)$ the *spherical image* of ω , that is,

$$u(K, \omega) = \bigcup_{z \in \omega} N(K, z) \cap S^2,$$

where $S^2 \subset \mathbb{R}^3$ is the unit sphere centered at the origin (see [Sch, p. 88]). Let us denote by σ the area measure on S^2 . Finally, if \mathcal{V} , \mathcal{E} and \mathfrak{F} denote the sets of vertices, edges and

facets of the polytope K , then the Gauss–Bonnet theorem for K reads as follows:

$$(3.6) \quad \int_{\partial K} \kappa(z) d\sigma_K(z) = \sum_{F \in \mathfrak{F}} \int_F \kappa(z) d\sigma_K(z) + \sum_{e \in \mathcal{E}} \sigma(u(K, e)) + \sum_{v \in \mathcal{V}} \sigma(u(K, v)) = 4\pi.$$

To finish the proof, we note that the Gaussian curvature κ on each $F \in \mathfrak{F}$ is constant and is equal to 1. Introduce the standard coordinates (ϑ, φ) on S^2 such that $d\sigma = \cos \vartheta d\vartheta d\varphi$. These coordinates can be further rotated so that the spherical image of the edge $E_{ij} \in \mathcal{E}$ is the piece of a strip in S^2 given by $-\gamma_{ij}/2 \leq \vartheta \leq \gamma_{ij}/2$, $0 \leq \varphi \leq l_{ij}/\cos(\gamma_{ij}/2)$ in coordinates (ϑ, φ) . Therefore,

$$\sigma(u(K, E_{ij})) = \int_0^{\frac{l_{ij}}{\cos \frac{\gamma_{ij}}{2}}} \int_{-\frac{\gamma_{ij}}{2}}^{\frac{\gamma_{ij}}{2}} \cos \vartheta d\vartheta d\varphi = \frac{l_{ij}}{\cos \frac{\gamma_{ij}}{2}} \cdot 2 \sin \frac{\gamma_{ij}}{2} = 2l_{ij} \tan \frac{\gamma_{ij}}{2}.$$

Thus, using (3.6),

$$\begin{aligned} \sum_i \beta_i + 2 \sum_{i,j} l_{ij} \tan \frac{\gamma_{ij}}{2} + \sum_{v \in \mathcal{V}} \sigma(u(K, v)) &= 4\pi; \\ 2 \sum_{i,j} l_{ij} \tan \frac{\gamma_{ij}}{2} &= 4\pi - \sum_i \beta_i - \sum_{v \in \mathcal{V}} \sigma(u(K, v)). \end{aligned}$$

As before, $\sum_i \beta_i$ is the same for K and for the lens L . On the other hand, $\sum_{v \in \mathcal{V}} \sigma(u(K, v))$ is always positive and equals to zero if and only if K has no vertices. The only finite intersection of balls without vertices is the lens L . Therefore, $\sum_{i,j} l_{ij} \tan \frac{\gamma_{ij}}{2}$ is maximal for the lens L . This finishes the proof of Proposition 3.1. \square

Now we finish the proof of Theorem A in Step I.

By Proposition 3.1, $f_K(t) > f_L(t)$ in an open right neighborhood of $t = 0$. We claim that the latter implies that $f_K(t) \geq f_L(t)$ for any $t \in (0, r(K))$, and there are open intervals where this inequality is strict. If $f_K(t) > f_L(t)$ for every $t \in (0, r(K))$, then we are done. Otherwise, there exists $t_0 \in (0, r(K))$ such that $f_K(t_0) = f_L(t_0)$, i.e., $|\partial K_{t_0}| = |\partial L_{t_0}|$. Pick the smallest t_0 with such property. With this choice, $f_K(t) > f_L(t)$ for each $t \in (0, t_0)$. Observe that K_{t_0} cannot be a lens: otherwise, since a lens is uniquely defined by its surface area, we would get that the lenses K_{t_0} and L_{t_0} are equal, and thus at the starting moment we must have had $|\partial K| < |\partial L|$, which is impossible. But since K_{t_0} is not a lens, we can repeat the argument of Proposition 3.1 and show that $f_K(t) > f_L(t)$ in an open right neighborhood of t_0 . Then we can continue inductively and the claim follows.

We have shown that $|\partial K_t| \geq |\partial L_t|$ for any $t \geq 0$, and this inequality is strict on some open intervals of values of t provided K is not a lens. Therefore,

$$|K| = \int_0^{r(K)} |\partial K_t| dt > \int_0^{r(L)} |\partial L_t| dt = |L|.$$

This finishes the proof in Step I.

REMARK. Note that the above implies that $r(K) \geq r(L)$. Thus, approximating λ -convex bodies with λ -convex polytopes, we obtain the following result: among all λ -convex bodies of given surface area in \mathbb{R}^3 , the lens has the smallest inradius. This is a partial case of the Theorem B, which we prove in Section 4 by using different methods.

3.2. Step II: General case. Assume that K is not a λ -convex polytope. By Proposition 2.5, we can find a nested sequence $(K^j)_{j=1}^\infty$ of λ -convex polytopes such that

$$K \subset K^j \quad \text{and} \quad \lim_{j \rightarrow \infty} d_H(K, K^j) = 0.$$

Since K is not a polytope, we can assume that none of the approximating polytopes K^j is a lens. By continuity of the volume functionals under Hausdorff limits for convex bodies,

$$\lim_{j \rightarrow \infty} |K^j| = |K| \quad \text{and} \quad \lim_{j \rightarrow \infty} |\partial K^j| = |\partial K|.$$

By Step I, if L^j is a λ -convex lens such that $|\partial K^j| = |\partial L^j|$, then

$$(3.7) \quad |K^j| > |L^j|.$$

The Hausdorff limit of $(L^j)_{j=1}^\infty$ is the lens L with the surface area equal to $|\partial K|$. Thus, the required inequality between the n -dimensional volumes of K and L follows from (3.7) by passing to the limit. To study the equality case, it is enough to show that we must have strict inequality in the limit.

For each $j \geq 1$, consider the graph of the function $f_{K^j}(t) = |\partial K_t^j|$, $t < r(K)$. By Lemma 2.14,

$$\lim_{j \rightarrow \infty} d_H(K_t^j, K_t) = 0.$$

Since

$$\lim_{j \rightarrow \infty} |\partial K_t^j| = |\partial K_t|$$

by continuity of volumes, the graph of the function $t \mapsto f_{K^j}(t)$ converges pointwise to the graph of the function $t \mapsto f_K(t) = |\partial K_t|$. The same is true for the functions f_{L^j} and f_L associated to lenses. From Step I, $f_{K^j}(t) > f_{L^j}(t)$ unless $t = 0$ (in which case we have equality by assumption). Hence,

$$(3.8) \quad f_K(t) \geq f_L(t)$$

for all t in the common domain of definition.

The graph of f_K intersects the t -axis only at $r(K)$. Since K is not a λ -convex polytope, Proposition 2.10 ensures that there exists a λ -convex polytope K'' so that $|\partial K| = |\partial K''|$ and $r(K) > r(K'')$. Since $|\partial K| = |\partial L|$, we have $|\partial L| = |\partial K''|$, and thus $r(K'') \geq r(L)$ by the remark at the end of Step I. Combining this all together, we conclude that $r(K)$ must be strictly larger than $r(L)$. Therefore, the graphs f_K and f_L cannot coincide. Because of (3.8), this means that the area under f_K , i.e., $|K|$, must be strictly larger than the area under f_L , i.e., $|L|$. We showed that $|K| > |L|$, and this concludes the proof of the equality case and the proof of Theorem A.

4. PROOF OF THE REVERSE INRADIUS INEQUALITY (THEOREM B)

In this section we work in model spaces $M^n(c)$. In each model space, the proof of Theorem B follows the same lines, except for the equidistant case in the hyperbolic space, where an additional argument is required. We describe this argument in the next subsection, and after that reduce Theorem B to an equivalent statement.

4.1. Reduction to an equivalent statement (Theorem C). Assume $c < 0$ and $0 < \lambda < \sqrt{-c}$, i.e., we are in the equidistant case (see (3c), Section 2.1). Since a λ -convex lens L is compact by definition, we must have $r(L) < \mathfrak{r}_\lambda$, where \mathfrak{r}_λ is the characteristic distance in the equidistant case. If $r(K) \geq \mathfrak{r}_\lambda$, then $r(K) \geq r(L)$ and the claim of the theorem follows.

Therefore, in the rest of this section we consider λ -convex bodies $K \subset M^n(c)$, $c \in \mathbb{R}$ such that

$$(4.1) \quad \text{either } c \geq 0; \quad \text{or } c < 0 \text{ and } \lambda \geq \sqrt{-c}; \quad \text{or } c < 0 \text{ and } \lambda \in (0, \sqrt{-c}) \text{ with } r(K) < \mathfrak{r}_\lambda.$$

Observe that for every $n \geq 2$, every $c \in \mathbb{R}$ and λ -convex body $K \subset M^n(c)$ as in (4.1), there exists a λ -convex lens $L \subset M^n(c)$ such that $r(K) = r(L)$ (and it is unique up to rigid motions in the space).

Theorem C. *Let $c \in \mathbb{R}$ and $K \subset M^n(c)$ be a λ -convex body as in (4.1). If $L \subset M^n(c)$ is the λ -convex lens such that $r(L) = r(K)$, then $|\partial L| \geq |\partial K|$. Moreover, equality holds if and only if K is a λ -convex lens.*

In fact, we have the following:

CLAIM 4.1. *For a λ -convex body $K \subset M^n(c)$ and $c \in \mathbb{R}$ as in (4.1), Theorems B and C are equivalent.*

Proof of Claim 4.1. We use the monotonicity argument. Suppose Theorem B is true. Let K and L be as in the assumption of Theorem C, i.e., $r(L) = r(K)$. Let L' be the λ -convex lens such that $|\partial L'| = |\partial K|$. By Theorem B, $r(L') \leq r(K)$. Hence, $r(L') \leq r(L)$. The surface area of a lens grows monotonically as its inradius increases. Thus, $|\partial L'| \leq |\partial L|$. We conclude that $|\partial K| \leq |\partial L|$, which yields Theorem C.

In the other direction, suppose Theorem C is true. Let K and L be as in the assumption of Theorem B, i.e., $|\partial L| = |\partial K|$. Let L'' be a λ -convex lens such that $r(L'') = r(K)$. Since (4.1) holds, such a lens L'' always exists. By Theorem C, $|\partial L''| \geq |\partial K|$. Hence, $|\partial L''| \geq |\partial L|$, and $r(L'') \geq r(L)$ by monotonicity. Therefore, $r(K) \geq r(L)$, as asserted by Theorem B. \square

In view of Claim 4.1 and our discussion at the beginning of the section, to prove Theorem B it is enough to establish Theorem C. The rest of the section will be dedicated to the proof of Theorem C. The proof will be based on three claims: Claims 4.2, 4.3, and 4.4 (Key Claim).

4.2. Proof of Theorem C (assuming the Key Claim). By the first part of Proposition 2.10, we can assume that K is a λ -convex polytope.

Fix the inradius $r = r(K) = r(L) > 0$. Let $B \subset K$ be an inscribed ball for K (of radius r), and denote by o the center of B . Consider the radial projection

$$(4.2) \quad \Pi: M^n(c) \setminus \{o\} \rightarrow \partial B$$

from the center of B onto its boundary (see Figure 9). By symmetry, Π maps each edge of K to piece of a great sphere in ∂B .

We enumerate the facets of K as F_1, \dots, F_ℓ , and let $\mathcal{S}_1, \dots, \mathcal{S}_\ell$ be the totally umbilical hypersurfaces containing the corresponding facets, $F_i \subset \mathcal{S}_i$. As usual, we denote by \mathcal{B}_i the convex region bounded by \mathcal{S}_i . We have

$$K = \bigcap_{i=1}^{\ell} \mathcal{B}_i.$$

CLAIM 4.2. *Assume there exist facets of K that do not touch B , and let $\mathcal{N} \subset \{1, \dots, \ell\}$ be the set of their indices. If*

$$K' = \bigcap_{i=1, i \notin \mathcal{N}}^{\ell} \mathcal{B}_i,$$

then

$$r(K') = r(K) \quad \text{and} \quad |\partial K| < |\partial K'|.$$

Proof. Firstly, observe that K' is compact. This follows by Lemma 2.7 in the equidistant case, and by Lemma 2.6 in all other cases. Hence, K' is a λ -convex polytope. By construction, $K \subset K'$, so we obtain $|\partial K| < |\partial K'|$.

Finally, since B is the inscribed ball for K , the set $\partial B \cap \partial K$ is not contained in any open half space with respect to a hyperplane passing through o (by part (1) of Proposition 2.9). By construction, $B \subset K'$ and $\partial B \cap \partial K = \partial B \cap \partial K'$. Hence, $\partial B \cap \partial K'$ does not lie in any open half space through o . Moreover, each facet of K' touches B . By part (2) of Proposition 2.9, B is the inscribed ball of K' . Thus, $r(K') = r(K)$. \square

To formulate the next two claims, we introduce some additional notation. By Claim 4.2, we can assume that each F_i touches B at some point p_i . Fix $i \in \{1, \dots, \ell\}$. Let δ_i be a totally geodesic hyperplane passing through o perpendicularly to the geodesic op_i , and let \mathcal{H}_i be the closed half-space bounded by δ_i and containing the point p_i . Consider a *natural radial extension* F of the facet F_i defined as $F := \mathcal{S}_i \cap \mathcal{H}_i$.

Observe that the natural radial extension F is compact. Indeed, for $c \geq 0$, or $c < 0$ and $\lambda > \sqrt{-c}$, this is true since in these cases \mathcal{S}_i is a geodesic sphere, and hence compact. If $c < 0$ and $\lambda = \sqrt{-c}$, then \mathcal{S}_i is a horosphere. In this case, choose the coordinates in the Poincaré unit ball model so that \mathcal{H}_i is a closed upper half-ball centered around the north pole and \mathcal{S}_i is a Euclidean sphere inside the unit ball touching the south pole. It becomes clear that $\mathcal{S}_i \cap \mathcal{H}_i$ is a compact set.

Finally, if $c < 0$ and $\lambda < \sqrt{-c}$, then \mathcal{S}_i is an equidistant. Again, choose the coordinates in the ball model so that \mathcal{H}_i is a closed upper half-ball centered around the north pole and \mathcal{S}_i the Euclidean sphere that intersects the boundary of the unit ball along the small sphere Q parallel to the equatorial sphere (see Figure 7). Let T be the hyperbolic hyperplane spanning Q . Then \mathcal{S}_i is a connected component of the equidistant set for T at distance \mathfrak{r}_λ . Since $r < \mathfrak{r}_\lambda$, Q must lie in the open southern hemisphere of the unit ball. Therefore, $\mathcal{S}_i \cap \mathcal{H}_i$ is compact.

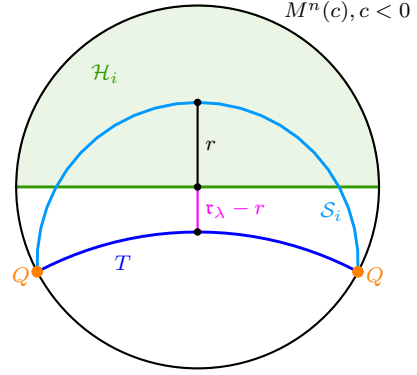


FIGURE 7

Since F is compact, the $(n-1)$ -dimensional volume of F is well-defined and we observe that

$$(4.3) \quad |F| = \frac{1}{2} \cdot |\partial L|.$$

(Here and everywhere below, we emphasize that $|\cdot|$ denotes the $(n-1)$ -dimensional volume.) Define

$$\tilde{F}_i = \Pi(F_i), \quad \tilde{F} = \Pi(F).$$

Note that \tilde{F} is the half-sphere.

CLAIM 4.3.

$$(4.4) \quad \sum_{i=1}^{\ell} |\tilde{F}_i| = |\partial B| = 2 \cdot |\tilde{F}|.$$

Proof. It follows from the fact that for each i and $j \neq i$, the lens $\mathcal{B}_i \cap \mathcal{B}_j$ is reflection-symmetric with respect to the totally geodesic hyperplane that passes through o and is perpendicular to the plane spanned by o , p_i and p_j . \square

CLAIM 4.4 (KEY CLAIM). For each $i \in \{1, \dots, \ell\}$,

$$(4.5) \quad \frac{|F_i|}{|\tilde{F}_i|} \leq \frac{|F|}{|\tilde{F}|},$$

and the equality is possible if and only if $F_i = F$.

We postpone the proof of the Key Claim to the next subsection. Instead, we show how Claim 4.4 together with Claim 4.3 imply Theorem C. We have,

$$\begin{aligned} |\partial K| &= \sum_{i=1}^{\ell} |F_i| \stackrel{(4.5)}{\leq} \sum_{i=1}^{\ell} |\tilde{F}_i| \cdot \frac{|F|}{|\tilde{F}|} \\ &\leq \frac{|F|}{|\tilde{F}|} \cdot \sum_{i=1}^{\ell} |\tilde{F}_i| \stackrel{(4.4)}{=} \frac{|F|}{|\tilde{F}|} \cdot 2|\tilde{F}| = 2|F| \\ &\stackrel{(4.3)}{=} |\partial L|. \end{aligned}$$

To finish the proof, it remains to analyze the equality case. If $|\partial K| = |\partial L|$, then there must be equality in the chain of the inequalities above. By Claim 4.4, it is only possible if all the facets of K are equal to one of the facets of the lens. This implies that K must be a lens itself, and thus Theorem C follows.

4.3. Proof of the Key Claim. For the proof of Claim 4.4, we need the following auxiliary result.

Lemma 4.5. *If $f: [0, 1] \rightarrow \mathbb{R}$ is a continuous, strictly increasing function with zero mean, i.e.,*

$$\int_0^1 f(t) dt = 0,$$

then

$$(4.6) \quad \int_0^x f(t) dt \leq 0 \quad \text{for all } x \in [0, 1],$$

and this inequality is strict unless $x = 1$.

Proof. Observe that $f(0) \leq 0$ and $f(1) \geq 0$. Indeed, if $f(0) > 0$, then $f(t) > 0$ for all $t \in [0, 1]$ because f is increasing. This is a contradiction to the zero mean condition. Similarly with $f(1) \geq 0$. Again, since f is strictly increasing, there exists $\alpha \in (0, 1)$ so that $f(\alpha) = 0$, $f(t) < 0$ for all $t < \alpha$ and $f(t) > 0$ for all $t > \alpha$. Now (4.6) is clear if $x \leq \alpha$. If $x > \alpha$, then

$$\int_0^x f(t) dt = - \int_x^1 f(t) dt \leq 0$$

by the choice of α and the zero mean condition. \square

Now we turn to the proof of Claim 4.4. It proceeds in three steps:

- Step I: we establish an inequality similar to (4.5) for certain conical sectors (defined below);
- Step II: we approximate each F_i by such sectors (as indicated in Figure 8); we get the required inequality using this approximation;
- Step III: we analyze the approximation procedure in order to conclude the equality case.

Step I. Consider a triple of objects: two hyperplanes ξ and ξ' passing through op_i and, for $x \in [0, 1]$, a solid cone \mathcal{C}_x with angle $\pi x/2$ and centered around op_i with vertex at o . Define C_x to be a connected component of $\mathcal{S}_i \cap \mathcal{C}_x$ lying between ξ and ξ' . We call C_x a *conical sector*. Let $\tilde{C}_x = \Pi(C_x)$ be the radial projection of C_x . Then, in the polar coordinates centered at o , we can write

$$|C_x| = \int_{\tilde{C}_x} g(t, \vartheta) d\sigma,$$

where $\sigma = (t, \vartheta)$ is a point in $\tilde{C}_x \subset \partial B$, $d\sigma = dt d\vartheta$ is the area measure on ∂B , t is the angle between op_i and the direction of σ , and g is the density.

Observe that, for $x = 1$, we have

$$(4.7) \quad \frac{|C_1|}{|\tilde{C}_1|} = \frac{|F|}{|\tilde{F}|} =: \mathcal{F}.$$

Indeed, both $|C_1|$ and $|\tilde{C}_1|$ are linearly proportional to the angle between the hyperplanes ξ and ξ' , as it immediately follows by integrating in polar coordinates centered at p_i . Therefore, the quotient of these volumes is independent of the angle, and equal to the right hand side in (4.7) (this corresponds to the case when the angle between ξ and ξ' is zero).

Define the function

$$\mathcal{R}(x) := |C_x| - |\tilde{C}_x| \cdot \mathcal{F} = \int_{\tilde{C}_x} (g(t, \vartheta) - \mathcal{F}) d\sigma.$$

By (4.7), $\mathcal{R}(1) = 0$. Furthermore, we can rewrite

$$\mathcal{R}(x) = \int_0^x \left(\int_{\partial(C_t \cap \tilde{C}_x)} (g(t, \vartheta) - \mathcal{F}) d\vartheta \right) dt.$$

Since $t \mapsto g(t, \vartheta)$ is a continuous and strictly increasing function, the integrant

$$\hat{\mathcal{R}}: t \mapsto \int_{\partial(C_t \cap \tilde{C}_x)} (g(t, \vartheta) - \mathcal{F}) d\vartheta$$

is also continuous and strictly increasing on $[0, 1]$.

Applying Lemma 4.5 to the function $\hat{\mathcal{R}}$, we conclude that $\mathcal{R}(x) = \int_0^x \hat{\mathcal{R}}(t) dt \leq 0$ for $x \in [0, 1]$. This translates into the inequality

$$(4.8) \quad \frac{|C_x|}{|\tilde{C}_x|} \leq \mathcal{F},$$

which is true for every angle x and every choice of hyperplanes ξ and ξ' . Moreover,

$$(4.9) \quad \text{inequality (4.8) is strict unless } x = 1.$$

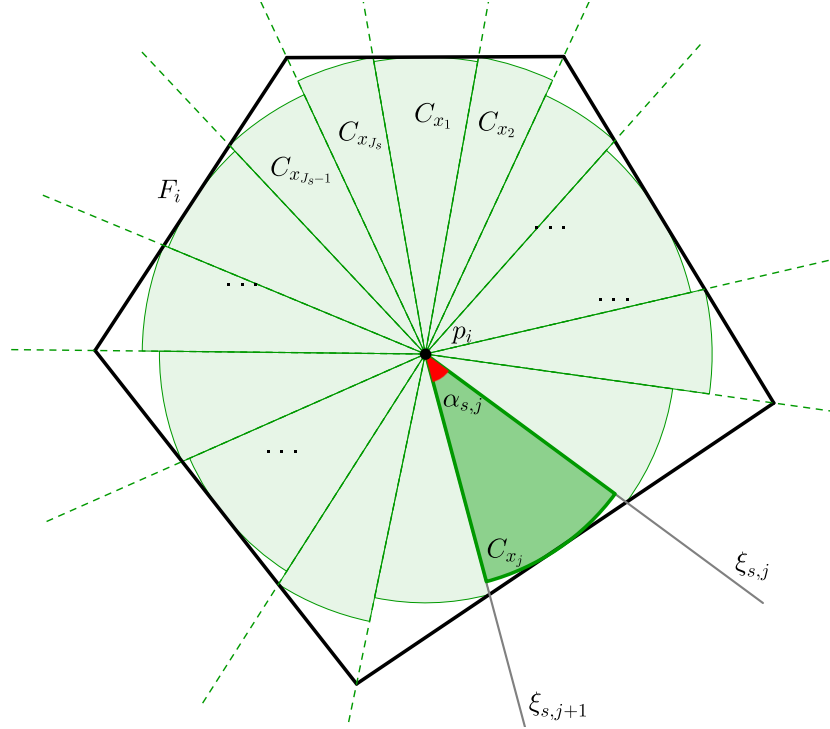
This concludes Step I.

Step II. Now we approximate the facet F_i by conical sectors C_x as follows (see Figure 8). For an index $s \in \{1, 2, \dots, J_s\}$, consider a sequence of J_s totally geodesic hyperplanes $(\xi_{s,j})_{j=1}^{J_s}$ passing through op_i and labeled cyclically around op_i . Denote by $\alpha_{s,j}$ the angle between $\xi_{s,j}$ and $\xi_{s,j+1}$, and define

$$\bar{\alpha}_s := \max_{j \in \{1, \dots, J_s\}} \alpha_{s,j}$$

to be the maximal angle.

Let $G_{i,(s,j)}$ be the connected component of F_i that lies between $\xi_{s,j}$ and $\xi_{s,j+1}$. We can order $G_{i,(s,j)}$ cyclically as well. For each ‘slice’ $G_{i,(s,j)}$, consider the largest angle x_j such


 FIGURE 8. Approximation of the facet F_i with conical sectors C_{x_j} .

that $C_{x_j} \subset G_{i,(s,j)}$, where C_{x_j} is defined using the hyperplanes $\xi_{s,j}$ and $\xi_{s,j+1}$ (see Figure 9). It follows that

$$|F_i| = \lim_{\bar{\alpha}_s \rightarrow 0} \sum_{j=1}^{J_s} |C_{x_j}| \quad \text{and} \quad |\tilde{F}_i| = \lim_{\bar{\alpha}_s \rightarrow 0} \sum_{j=1}^{J_s} |\tilde{C}_{x_j}|.$$

Applying (4.8) to each pair C_{x_j}, \tilde{C}_{x_j} , summing up and passing to the limit as $\bar{\alpha}_s \rightarrow 0$, we obtain required inequality (4.5). This finishes Step II, i.e., the proof of the inequality in Claim 4.4.

Step III. Now we establish the equality case in Claim 4.4. For this, let \bar{x} , respectively \underline{x} , be the smallest, respectively the largest angle $x \in [0, 1]$ such that $\mathcal{C}_x \cap \mathcal{S}_i \supset F_i$, respectively $\mathcal{C}_x \cap \mathcal{S}_i \subset F_i$. By definition, $\mathcal{C}_{\bar{x}}$ is the ‘circumscribed’ cone around F_i , while $\mathcal{C}_{\underline{x}}$ is the ‘inscribed’ cone for F_i . In this notation,

$$\underline{x} \leq x_j \leq \bar{x} \quad \text{for each } j \in \{1, \dots, J_s\}.$$

If $\underline{x} = 1$, then $\bar{x} = \underline{x} = 1$, and thus $F_i = F$. This yields equality in (4.5). Now we show that if $\underline{x} < 1$, then one must have strict inequality in (4.5). This will conclude Step III.

APPENDIX A. REVERSE ISOPERIMETRIC INEQUALITY FOR λ -CONVEX CURVES IN \mathbb{R}^2 ,
 REVISITED

In this appendix, we give an alternative proof of the result in [BD2] and [FKV] on the reverse isoperimetric problem in \mathbb{R}^2 by using the method exploited in this paper (see Section 3).

Theorem A.1 (2-dimensional reverse isoperimetric inequality). *Let $K \subset \mathbb{R}^2$ be a λ -convex body and $L \subset \mathbb{R}^2$ be a λ -convex lens. If $|\partial K| = |\partial L|$, then $|K| \geq |L|$, and the equality is only possible if K is a lens.*

Proof of Theorem A.1. As in the proof of Theorem A, using Blaschke's rolling theorem we can approximate the λ -convex body K by λ -convex polygons. We will establish the required inequality for polygons, and the inequality in the general case follows by the limiting argument. The equality case will be analyzed separately at the end of the proof.

Assume now that K is a λ -convex polygon. As in the proof of Theorem A, we have

$$|K| = \int_0^{r(K)} |\partial K_t| dt.$$

In order to establish the result for λ -convex polygons it is enough to show that one-sided derivatives at 0 satisfy

$$(A.1) \quad \left. \frac{d}{dt} \right|_{t=0^+} |\partial K_t| \geq \left. \frac{d}{dt} \right|_{t=0^+} |\partial L_t|, \text{ with equality if and only if } K \text{ is a } \lambda\text{-convex lens.}$$

Here L_t is the corresponding inner parallel body at distance t for the lens L isoperimetric to K :

$$(A.2) \quad |\partial K| = |\partial K_0| = |\partial L_0| = |\partial L|.$$

Note that L_t is a $(1/\lambda - t)^{-1}$ -convex lens.

Without loss of generality, assume $\lambda = 1$. Denote by β_i , $i \in \{1, \dots, m\}$, the angles that support the arcs of unit circles forming ∂K , and denote by γ_i the angles between the adjacent arcs (see Figure 10). Then

$$|\partial K| = \sum_{i=1}^m \beta_i$$

and by a computation similar to the one in the proof of Theorem A, we get

$$|\partial K_t| = \sum_{i=1}^m (1-t) \beta_i - 2 \cdot \sum_{i=1}^m t \cdot \tan \frac{\gamma_i}{2} + O(t^2) = |\partial K| - t \cdot \sum_{i=1}^m \left(\beta_i + 2 \tan \frac{\gamma_i}{2} \right) + O(t^2).$$

Therefore

$$\left. \frac{d}{dt} \right|_{t=0^+} |\partial K_t| = - \sum_{i=1}^m \left(\beta_i + 2 \tan \frac{\gamma_i}{2} \right) = -|\partial K| - 2 \cdot \sum_{i=1}^m \tan \frac{\gamma_i}{2}.$$

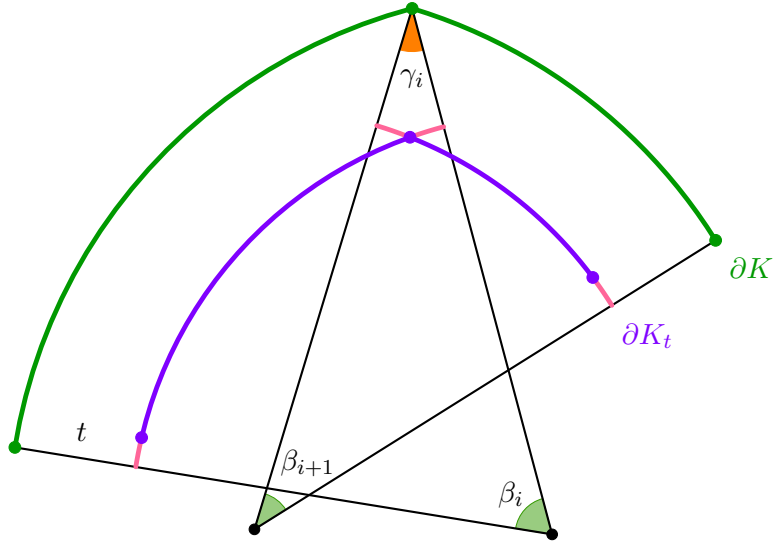


FIGURE 10. The notation in the proof of Theorem A.1. The corresponding two pairs of adjacent arcs on the boundary of ∂K and ∂K_t are shown in green and violet, respectively. The pink pieces are of length of order t^2 for sufficiently small t .

In particular, in the case of the lens, this expression reads as

$$\left. \frac{d}{dt} \right|_{t=0^+} |\partial L_t| = -|\partial L| - 4 \tan \frac{\gamma_*}{2},$$

where γ_* is the angle at the vertex of the lens.

Under assumption (A.2), in order to establish (A.1), we need to show that

$$(A.3) \quad \sum_{i=1}^m \tan \frac{\gamma_i}{2} \leq 2 \tan \frac{\gamma_*}{2}, \quad \text{with equality only if } m = 2 \text{ and } \gamma_1 = \gamma_2 = \gamma_*.$$

Observe that we have the following constrains:

$$(A.4) \quad \max \gamma_i \leq \gamma_* \quad \text{and} \quad \sum_{i=1}^m \gamma_i = 2\gamma_*.$$

The first constraint follows by Blaschke's rolling theorem. The second constraint follows by the fact that the spherical image of a convex curve is equal to 2π and is a sum of the spherical images of the smooth boundary components (summing up to the length of the boundary in our case) plus the angles at the vertices.

Now, using (A.4) and the fact that $(\tan x)/x$ is an increasing function on $[0, \pi/2)$, we estimate:

$$(A.5) \quad \sum_{i=1}^m \tan \frac{\gamma_i}{2} = \sum_{i=1}^m \frac{\gamma_i}{2} \cdot \frac{\tan \frac{\gamma_i}{2}}{\frac{\gamma_i}{2}} \leq \frac{\tan \frac{\gamma_*}{2}}{\frac{\gamma_*}{2}} \sum_{i=1}^m \frac{\gamma_i}{2} = 2 \tan \frac{\gamma_*}{2}.$$

Thus, (A.3) follows. Observe that we have established Theorem A.1 for 1-polygons and proved the inequality for arbitrary 1-convex bodies in \mathbb{R}^2 . Let us now conclude the equality case for general bodies.

Assume that ∂K has no vertices. It will be clear how to adopt the proof to the case when ∂K has vertices (in some sense, they only help).

Let K^j be a sequence of 1-convex polygons approximating K , i.e., $K^j \rightarrow K$ as $j \rightarrow \infty$ in Hausdorff metric. Let L^j be the corresponding sequence of 1-convex lenses so that

$$|\partial K^j| = |\partial L^j| \quad \text{for every } j.$$

By continuity, it follows that $L^j \rightarrow L$, where L is the lens such that $|\partial K| = |\partial L|$.

Let γ_i^j be the angles of K^j , γ_*^j be the angle of L^j , and denote $\alpha^j := \max_i \gamma_i^j$. Since ∂K is smooth, we can choose an approximating sequence so that

$$\alpha^j \searrow 0.$$

We also have

$$\gamma_*^j \nearrow \gamma_*.$$

(Note that $\alpha^j \leq \gamma_*^j$.) Because of our choice of sequences, we can find $N > 0$ so that

$$(A.6) \quad \alpha^j < \frac{\gamma_*}{3} < \frac{2\gamma_*}{3} < \gamma_*^j \quad \text{for all } j \geq N.$$

We claim that for each $j \geq N$,

$$(A.7) \quad \left. \frac{d}{dt} \right|_{t=0^+} |\partial K_t^j| \geq \left. \frac{d}{dt} \right|_{t=0^+} |\partial L_t^j| + C,$$

where $C = C(\gamma_*) > 0$ depends only on γ_* . First observe that a more detailed analysis of (A.5) gives the following bound:

$$\left. \frac{d}{dt} \right|_{t=0^+} |\partial K_t^j| \geq \left. \frac{d}{dt} \right|_{t=0^+} |\partial L_t^j| + \mathcal{E}_j,$$

where

$$\mathcal{E}_j = \gamma_*^j \cdot \left(\frac{\tan \frac{\gamma_*^j}{2}}{\frac{\gamma_*^j}{2}} - \frac{\tan \frac{\alpha^j}{2}}{\frac{\alpha^j}{2}} \right)$$

By the Mean Value Theorem applied to $f(x) := \tan(x)/x$ and using (A.6), for some $\xi \in [\alpha^j/2, \gamma_*^j/2]$, we have the following uniform estimate for $j \geq N$:

$$\mathcal{E}_j = \gamma_*^j \cdot f'(\xi) \cdot \frac{\gamma_*^j - \alpha^j}{2} \geq \frac{1}{9}(\gamma_*)^2 \cdot f'(\xi).$$

The value $f'(\xi)$ coming from the Mean Value Theorem has its minimum on $[0, \gamma_*]$ for our choice of N . This minimum is strictly positive and depends only on γ_* . Hence, again for our choice (A.6), there exists $C > 0$, depending only on γ_* , such that

$$\mathcal{E}_j \geq C \quad \text{for all } j \geq N.$$

This translates into the assertion of the claim.

Passing to the limit in (A.7), as C does not depend on j , we obtain that

$$\frac{d}{dt} \Big|_{t=0^+} |\partial K_t| \geq \frac{d}{dt} \Big|_{t=0^+} |\partial L_t| + C.$$

Therefore, $|K| > |L|$, which proves *strict* inequality for 1-convex bodies with smooth boundaries. If ∂K has vertices, then we can choose an approximating sequence of 1-convex polygons that does not change the vertices. Repeating the argument of the claim above, we will get a strict inequality unless K is a 1-convex lens. This concludes the proof of Theorem A.1 in the general case. \square

REMARK. The argument as in Step II of the proof of Theorem A can be also applied in \mathbb{R}^2 to study the equality case. Above, we presented a different proof in order to illustrate another approach of how one can control inequalities under limits.

REMARK. In \mathbb{R}^2 and \mathbb{R}^3 , it is possible to explicitly compute the volume of a λ -convex lens as a function of its surface area. Using these explicit formulas, we obtain the following reverse isoperimetric inequalities (RIP) as corollaries to Theorem A and Theorem A.1:

Corollary A.2 (Explicit RIP in dimension 2). *If $K \subset \mathbb{R}^2$ is a λ -convex body, then*

$$|K| \geq \frac{|\partial K|}{2\lambda} - \frac{1}{\lambda^2} \sin\left(\frac{|\partial K|\lambda}{2}\right),$$

and equality holds if and only if K is a λ -convex lens. \square

Corollary A.3 (Explicit RIP in dimension 3). *If $K \subset \mathbb{R}^3$ is a λ -convex body, then*

$$|K| \geq \frac{|\partial K|^2 \lambda}{96\pi^2} \cdot (12\pi - |\partial K|\lambda^2),$$

and equality holds if and only if K is a λ -convex lens. \square

APPENDIX B. LENSES VS. SPINDLES, AN ASYMPTOTIC COMPETITION

Here we discuss an extra evidence in support of the Borisenko conjecture. By Theorem A.1, a λ -convex lens is the solution for the 2-dimensional reverse isoperimetric problem in \mathbb{R}^2 . If one would try to conjecture a potential solution for dimension $n \geq 3$, a natural candidate would be a body obtained by rotating this lens. However, there are two ways one can rotate it in order to preserve convexity. The result of rotating the 2-dimensional lens with respect to the axis of symmetry which realizes the smallest width is the n -dimensional lens. By Theorem A, this body is indeed the solution in \mathbb{R}^3 . On the other hand, one can rotate the lens with respect to the axis of symmetry which realizes its diameter. The resulting body, which we call a *spindle* and define more formally below, is

a natural ‘competitor’ to the lens for the optimal shape. As we will see below, in \mathbb{R}^n , the lens ‘wins’ this competition asymptotically as $n \rightarrow \infty$. Spindles also appear as solutions to other optimization problems with curvature constraints (see, e.g., [Be1, BD1]).

We say that a convex body $\text{Sp} \subset \mathbb{R}^n$ is a λ -convex spindle if Sp is the intersection of all balls of radius $1/\lambda$ containing a pair of given points. The boundary of Sp is obtained by taking a smaller arc of a circle of radius $1/\lambda$ in the x_1x_n -plane, with both endpoints on the x_1 -axis, and rotating it in \mathbb{R}^n about the x_1 -axis (here and below, x_1, \dots, x_n are the Cartesian coordinates in \mathbb{R}^n).

The next proposition shows that asymptotically a lens has smaller volume than a spindle assuming that their surface areas are the same.

Proposition B.1 (Lens wins at infinity). *Let L be a λ -convex lens and Sp be a λ -convex spindle in \mathbb{R}^n . If $|\partial L| = |\partial \text{Sp}|$, then $|L| < |\text{Sp}|$ as $n \rightarrow \infty$.*

Proof. Without loss of generality, assume $\lambda = 1$. We start with computing surface areas of a lens and a spindle. Consider the circle of radius 1 in the x_1x_n -plane centered at the point $(0, \dots, 0, -h_1)$ for $0 < h_1 < 1$. Let C_1 be the arc of this circle above the x_1 -axis given by the following equation

$$x_n = \sqrt{1 - x_1^2} - h_1,$$

where x_1 changes between 0 and $\sqrt{1 - h_1^2}$. By rotating C_1 about the x_1 -axis, we obtain the part of Sp in the hyperplane $x_n \geq 0$. Now we compute the surface area of Sp using the corresponding formula for the surface area of the body of revolution:

$$|\partial \text{Sp}| = 2 \int_0^{\sqrt{1-h_1^2}} \left(\sqrt{1-x_1^2} - h_1 \right)^{n-2} \frac{1}{\sqrt{1-x_1^2}} dx_1.$$

We will use Laplace’s method to obtain the asymptotic behavior of $|\partial \text{Sp}|$ as $n \rightarrow \infty$ (see, e.g., [BH]). We claim that

$$(B.1) \quad |\partial \text{Sp}| \approx \frac{\sqrt{\pi}}{\sqrt{2}} (1 - h_1)^{n-\frac{5}{2}} \frac{1}{\sqrt{n}} \left(1 + O\left(\frac{1}{n}\right) \right).$$

The dominant contribution in the asymptotic expansion of the integral above comes from the neighborhood of $x_1 = 0$, so we can consider the integral over $(0, \infty)$. Also, using the fact that $\sqrt{1-x_1^2} - h_1 = (1-h_1) \left(1 - \frac{1}{2(1-h_1)} x_1^2 + O(x_1^4) \right)$ and that the integral over

$(\sqrt{1-h_1^2}, \infty)$ is exponentially small, we have

$$\begin{aligned}
 |\partial\text{Sp}| &\approx 2(1-h_1)^{n-2} \int_0^\infty \left(1 - \frac{1}{2(1-h_1)}x_1^2 + O(x_1^4)\right)^{n-2} e^{\frac{1}{2}x_1^2 + O(x_1^4)} dx_1 \\
 &= 2(1-h_1)^{n-2} \int_0^\infty e^{-(n-2)\left(\frac{1}{2(1-h_1)}x_1^2 + O(x_1^4)\right)} e^{\frac{1}{2}x_1^2 + O(x_1^4)} dx_1 \\
 &= 2(1-h_1)^{n-2} \int_0^\infty e^{\frac{-(n-3)-h_1}{2(1-h_1)}x_1^2 - (n-3)O(x_1^4)} dx_1 \\
 &\approx 2(1-h_1)^{n-2} \int_0^\infty e^{-(n-3)\left(\frac{1}{2(1-h_1)}x_1^2 + O(x_1^4)\right)} dx_1.
 \end{aligned}$$

Making the change of variables $y^2 = \frac{1}{2(1-h_1)}x_1^2 + O(x_1^4)$ in the last integral, and using that $y = \frac{x_1}{\sqrt{2(1-h_1)}}(1 + O(x_1^2))$ and $dx_1 = \left(\frac{1}{\sqrt{2(1-h_1)}} + O(y^2)\right) dy$, we obtain

$$\begin{aligned}
 |\partial\text{Sp}| &\approx 2(1-h_1)^{n-2} \int_0^\infty e^{-(n-3)\left(\frac{1}{2(1-h_1)}x_1^2 + O(x_1^4)\right)} dx_1 \\
 &= 2(1-h_1)^{n-2} \left[\frac{1}{\sqrt{2(1-h_1)}} \int_0^\infty e^{-(n-3)y^2} dy + \int_0^\infty e^{-(n-3)y^2} O(y^2) dy \right].
 \end{aligned}$$

The first integral is just the Gaussian integral

$$\int_0^\infty e^{-(n-3)y^2} dy = \frac{\sqrt{\pi}}{2\sqrt{n-3}}.$$

The second integral we estimate using the change of variables $y = \sqrt{n-3}t$ as follows

$$\int_0^\infty e^{-(n-3)y^2} O(y^2) dy = \frac{1}{(n-3)^{\frac{3}{2}}} \int_0^\infty e^{-t^2} O(t^2) dt.$$

Therefore, we get (B.1).

Now we can find the surface area of a lens L . For this, consider the circle of radius 1 in the x_1x_n -plane centered at the point $(-\sqrt{1-h_2^2}, \dots, 0, 0)$ for $0 < h_2 < 1$. Let C_2 be the arc of this circle given by the following equation

$$x_n = \sqrt{1 - \left(x_1 + \sqrt{1-h_2^2}\right)^2}$$

where x_1 changes between 0 and $1 - \sqrt{1-h_2^2}$. We claim that

$$(B.2) \quad |\partial L| \approx 2 \frac{h_2^{n-1}}{\sqrt{1-h_2^2}} \frac{1}{n} \left(1 + O\left(\frac{1}{n}\right)\right).$$

Neglecting the exponentially small tails, the surface area of L is

$$\begin{aligned} |\partial L| &= 2 \int_0^{1-\sqrt{1-h_2^2}} \left(1 - \left(x_1 + \sqrt{1-h_2^2} \right)^2 \right)^{\frac{n-3}{2}} dx_1 \\ &\approx 2h_2^{n-3} \int_0^\infty \left(1 - \frac{x_1^2}{h_2^2} - 2\frac{\sqrt{1-h_2^2}}{h_2^2}x_1 \right)^{\frac{n-3}{2}} dx_1 \\ &= 2h_2^{n-3} \int_0^\infty e^{-\frac{n-3}{2} \left(2\frac{\sqrt{1-h_2^2}}{h_2^2}x_1 + O(x_1^2) \right)} dx_1. \end{aligned}$$

Making the change of variables $y = 2\frac{\sqrt{1-h_2^2}}{h_2^2}x_1 + O(x_1^2)$ and using that

$$dx_1 = \left(\frac{h_2^2}{2\sqrt{1-h_2^2}} + O(y) \right) dy,$$

we get

$$|\partial L| \approx 2h_2^{n-3} \int_0^\infty e^{-\frac{n-3}{2}y} \left(\frac{h_2^2}{2\sqrt{1-h_2^2}} + O(y) \right) dy.$$

By the argument similar to the one above, we obtain (B.2).

In the same manner, we obtain the expression for volumes:

$$\begin{aligned} |\text{Sp}| &\approx \frac{\sqrt{\pi}}{\sqrt{2}} (1-h_1)^{n-\frac{3}{2}} \frac{1}{\sqrt{n}} \left(1 + O\left(\frac{1}{n}\right) \right); \\ |L| &\approx 2 \frac{h_2^{n+1}}{\sqrt{1-h_2^2}} \frac{1}{n} \left(1 + O\left(\frac{1}{n}\right) \right), \end{aligned}$$

where $h_1, h_2 \in (0, 1)$.

Since $|\partial \text{Sp}| = |\partial L|$, we have

$$(1-h_1)^{n-\frac{5}{2}} \left(1 + O\left(\frac{1}{n}\right) \right) = \frac{2\sqrt{2}}{\pi} \frac{h_2^{n-1}}{\sqrt{1-h_2^2}} \frac{1}{\sqrt{n}} \left(1 + O\left(\frac{1}{n}\right) \right).$$

This implies that $1-h_1 = h_2$ when $n \rightarrow \infty$. Thus,

$$\frac{|\text{Sp}|}{|\partial \text{Sp}|} = 1-h_1 > h_2^2 = \frac{|L|}{|\partial L|}$$

as $n \rightarrow \infty$ which confirms that a lens has smaller volume than a spindle. \square

REFERENCES

- [Bal1] K. Ball, *Volume ratios and a reverse isoperimetric inequality*. J. London Math. Soc. **44** (1991), 351–359.
- [Bal2] K. Ball, *Volumes of sections of cubes and related problems*. In J. Lindenstrauss and V. D. Milman, editors, Israel seminar on Geometric Aspects of Functional Analysis, number 1376 in Lectures Notes in Mathematics, Springer-Verlag, 1989.
- [Ba] F. Barthe, *On a reverse form of the Brascamp-Lieb inequality*. Invent. Math. **134** (1998), 335–361.
- [Be1] K. Bezdek, *Volumetric bounds for intersections of congruent balls in Euclidean spaces*. Aequationes Math. **95** (2021), no. 4, 653–665.
- [Be2] K. Bezdek, *From r -dual sets to uniform contractions*. Aequat. Math. **92** (2018), 123–134.
- [BLNP] K. Bezdek, Z. Lángi, M. Naszódi, P. Papez, *Ball-polyhedra*. Discrete Comput. Geom. **38** (2007), no. 2, 201–230.
- [Bla] W. Blaschke, *Kreis und Kugel*. de Gruyter, Berlin, 1956.
- [BH] N. Bleistein, R. A. Handelsman, *Asymptotic Expansions of Integrals*. Dover Publications, New York, 1986.
- [Bor] A. Borisenko, *Reverse isoperimetric inequality in two-dimensional Alexandrov spaces*. Proc. Amer. Math. Soc. **145** (2017), 4465–4471.
- [BD1] A. Borisenko, K. Drach, *Closeness to spheres of hypersurfaces with normal curvature bounded below*. Sb. Math. 204:11 (2013), 1565–1583.
- [BD2] A. Borisenko, K. Drach, *Isoperimetric inequality for curves with curvature bounded below*. Math. Notes **95** (2014), no. 5, 590–598.
- [BD3] A. Borisenko, K. Drach, *Extreme properties of curves with bounded curvature on a sphere*. J. Dyn. Control Syst. **21** (2015), no. 3, 311–327.
- [BD4] A. Borisenko, K. Drach, *Comparison theorems for support functions of hypersurfaces*. Dopov. Nats. Akad. Nauk Ukr., Mat. Prirodozn. Tekh. Nauki (2015), no. 3, 11–16 (arXiv: 1402.2691).
- [BGR] A. Borisenko, E. Gallego, A. Reventós, *Relation between area and volume for λ -convex sets in Hadamard manifolds*. Differential Geom. Appl. **14** (2001), no. 3, 267–280.
- [BM] A. Borisenko, V. Miquel, *Total curvatures of convex hypersurfaces in hyperbolic space*. Illinois J. Math. **43** (1999), no. 1, 61–78.
- [BrS] J. Brooks, J. Strantzen, *Blaschke’s rolling theorem in \mathbb{R}^n* . Mem. Amer. Math. Soc. **80** (405) (1989).
- [BZ] Yu. D. Burago, V. A. Zalgaller, *Geometric Inequalities*. Springer-Verlag, New York, 1988.
- [CDT] R. Chernov, K. Drach, K. Tatarko, *A sausage body is a unique solution for a reverse isoperimetric problem*. Adv. Math. **353** (2019), 431–445.
- [CFP] G. Croce, Z. Fattah, G. Pisante, *A reverse isoperimetric inequality for planar (α, β) -convex bodies*. ESAIM Control Optim. Calc. Var. **28** (2022), Paper No. 62, 18 pp.
- [Dr1] K. Drach, *About the isoperimetric property of λ -convex lunes on the Lobachevsky plane*. Dopov. Nats. Akad. Nauk Ukr., Mat. Pryr. Tekh. Nauky (2014), no. 11, 11–15 (arXiv:1402.2688 [math.DG]).
- [Dr2] K. Drach, *Extreme bounds for complete hypersurfaces in Riemannian spaces*. PhD thesis, B. Verkin Institute for Low Temperature Physics and Engineering of the NAS of Ukraine, Kharkiv, 2016.
- [Dr3] K. Drach, *On a solution of the reverse Dido problem in a class of convex surfaces of revolution*. Dopov. Nats. Akad. Nauk Ukr., Mat. Prirodozn. Tekh. Nauki (2016), no. 4, 7–12.
- [Dr4] K. Drach, *Inradius estimates for convex domains in 2-dimensional Alexandrov spaces*. Anal. Geom. Metr. Spaces **6** (2018), no. 1, 165–173.
- [Dr5] K. Drach, *The Blaschke rolling theorem in Riemannian manifolds of bounded curvature*, manuscript in preparation.
- [FKV] F. Fodor, A. Kurusa, V. Vígh, *Inequalities for hyperconvex sets*. Adv. Geom. **16** (2016), no. 3, 337–348.
- [Ho] R. Howard, *Blaschke’s rolling theorem for manifolds with boundary*. Manuscripta Math. **99** (1999), no. 4, 471–483.

- [HTr] R. Howard, A. Treibergs, *A reverse isoperimetric inequality, stability and extremal theorems for plane curves with bounded curvature*. Rocky Mountain J. Math. **25** (1995), no. 2, 635–684.
- [Ga] A. Gard, *Reverse isoperimetric inequalities in \mathbb{R}^3* . PhD Thesis, The Ohio State University, Columbus, 2012.
- [Ka] H. Karcher, *Umkreise und Inkreise konvexer Kurven in der sphärischen und der hyperbolischen Geometrie*. Math. Ann. **177** (1968), 122–132.
- [LNT] Zs. Lángi, M. Naszódi, I. Talata, *Ball and spindle convexity with respect to a convex body*. Aequ. Math. **85** (2013), 41–67.
- [Ma] G. Matheron, *La formule de Steiner pour les érosions*. J. Appl. Prob. **15** (1978), 126–135.
- [Mi1] A. Milka, *A certain theorem of Schur–Schmidt*. Ukrain. Geom. Sb. **8** (1970), 95–102.
- [Mi2] A. Milka, *Estimates of the sizes of curves with bounded curvature*. Ukrain. Geom. Sb. **21** (1978), 88–91.
- [Na] P. Nayar, *Reverse isoperimetric inequalities for parallel sets* ([arXiv:2102.03680](https://arxiv.org/abs/2102.03680) [[math.MG](https://arxiv.org/html/math.MG)]).
- [Naz] F. Nazarov, *private communication*.
- [Pet] P. Petersen, *Riemannian Geometry*. Graduate Texts in Mathematics 171, 3rd edition, 2016.
- [Ra] J. Rauch, *An inclusion theorem for ovaloids with comparable second fundamental forms*. J. Diff. Geom. **9** (1974), 501–505.
- [Ro] A. Ros, *The isoperimetric problem*. In Global theory of minimal surfaces, volume 2 of Clay Math. Proc., pages 175–209. Amer. Math. Soc., Providence, RI, 2005.
- [SY] E. Saorín Gómez, J. Yepes Nicolás, *On a reverse isoperimetric inequality for relative outer parallel bodies*. Proc. Amer. Math. Soc. **148** (2020), no. 11, 4923–4931.
- [Sch] R. Schneider, *Convex bodies: The Brunn–Minkowski theory*, Second expanded edition, Cambridge press, 2014.

INSTITUTE OF SCIENCE AND TECHNOLOGY AUSTRIA, AM CAMPUS 1, 3400 KLOSTERNEUBURG, AUSTRIA
Email address: kostiantyn.drach@ist.ac.at, kostya.drach@gmail.com

DEPARTMENT OF PURE MATHEMATICS, UNIVERSITY OF WATERLOO, WATERLOO, ON, N2L 3G1,
CANADA
Email address: ktatarko@uwaterloo.ca