

Advances in using density of states for large- N Yang–Mills

Felix Springer* and **David Schaich**
For the Lattice Strong Dynamics Collaboration

Department of Mathematical Sciences, University of Liverpool, Liverpool L69 7ZL, United Kingdom

E-mail: felix.springer@liverpool.ac.uk, david.schaich@liverpool.ac.uk

We present work in progress using the Logarithmic Linear Relaxation (LLR) density of states algorithm to analyse first-order phase transitions in pure-gauge $SU(N)$ Yang–Mills theories, focusing on $N = 4$ and 6 . By using the LLR algorithm we aim to avoid super-critical slowing down at such transitions. Motivation for this study comes from composite dark matter models, which may feature a first-order confinement transition in the early Universe that would produce a background of gravitational waves. Improving our understanding of these phase transitions will help probe these models using observations from future gravitational-wave observatories. In addition to the confinement transition, we also analyze bulk phase transitions of the lattice theories, which feature much larger latent heat.

*The 39th International Symposium on Lattice Field Theory,
8th-13th August, 2022,
Rheinische Friedrich-Wilhelms-Universität Bonn, Bonn, Germany*

*Speaker

1. Introduction

While standard Markov-chain Monte Carlo importance sampling techniques are an excellent tool for numerous problems in physics, they are fundamentally ill-suited for a range of interesting applications. One of these problems is the low probability of importance sampling algorithms to tunnel between the two co-existing phases at a first-order phase transition, especially on large lattice volumes approaching the thermodynamic limit [1, 2]. This case of super-critical slowing down can be avoided by using an alternative density of states approach.

There is currently a great deal of interest in first-order phase transitions, due to the possibility that such phenomena in the early Universe could produce an observable background of gravitational waves — see Ref. [3] and references therein. Our work is motivated by potential gravitational waves from first-order confinement transitions in composite dark matter models, which have also been considered by Refs. [4–6]. In particular, we are interested in the Stealth Dark Matter model proposed by the Lattice Strong Dynamics Collaboration [4, 7, 8]. This is an $SU(4)$ gauge theory coupled to four fermions that transform in the fundamental representation of the gauge group. While these fundamental fermions are electrically charged, they confine to produce a spin-zero, electroweak-singlet ‘dark baryon’.

Alongside other convenient properties, like a natural way to explain the stability and mass of the dark matter candidate, the symmetries of this model allow it to avoid current direct-detection constraints for heavy dark matter masses $M_{\text{DM}} \gtrsim 1$ TeV [7, 8]. Ongoing research [4–6] investigates if the gravitational waves produced by such composite dark matter models could be detected by future gravitational-wave observatories such as LISA [3]. This would open up a new way to probe these models, which could be especially valuable because collider searches for Stealth Dark Matter pose considerable challenges at heavy masses [9, 10].

Here we present our progress in employing a particular density of states technique, the Logarithmic Linear Relaxation (LLR) algorithm [11, 12], to explore the phase transitions of pure-gauge $SU(N)$ Yang–Mills theories. These theories are interesting for multiple reasons. First, they are purely bosonic, allowing us to avoid the challenges of applying LLR to systems with dynamical fermions [13]. In particular, the $SU(4)$ case can be considered the ‘quenched’ limit of the Stealth Dark Matter model, corresponding to infinitely heavy fermions. For $N \geq 3$ the pure-gauge theories feature first-order confinement transitions of the sort we are interested in exploring, which become significantly stronger as N increases, with latent heat scaling $\propto N^2$ for $N > 3$ [14].

Finally, lattice Yang–Mills theories possess additional bulk (zero-temperature) phase transitions at strong coupling. For $N \leq 4$ these bulk ‘transitions’ are actually continuous crossovers, becoming weakly first order for $SU(5)$ and strongly first order for $N \geq 6$ [15]. Related to the stronger coupling at which they occur, these $N \geq 6$ bulk transitions are much stronger than the confinement transitions that persist in the physical continuum limit. That is, they feature much larger latent heat, increasing the advantages of the LLR algorithm compared to importance sampling approaches.

These considerations lead us to focus on the cases $N = 4$ and 6 in this proceedings. This choice provides both the connection to Stealth Dark Matter as well as an opportunity to explore the application of the LLR algorithm to first-order bulk and confinement phase transitions. The ultimate aims of our work include improving our understanding of the large- N scaling of the latent heat and surface tension, which will assist future studies along the lines of Ref. [5]. There is independent

work underway studying the weaker SU(3) Yang–Mills confinement transition related to quenched QCD [16, 17].

In the following section we give a brief explanation of the LLR method. Next in Section 3 we present our results from our ongoing LLR analyses of the confinement transition and bulk crossover of SU(4) Yang–Mills, updating Refs. [18, 19]. In Section 4 we compare our results for the bulk phase transition of pure-gauge SU(6) Yang–Mills against the SU(4) crossover. Finally we conclude in Section 5 with a discussion of our current results and a brief outlook on our next steps.

2. Linear Logarithmic Relaxation algorithm

We begin by considering observables of SU(N) Yang–Mills theories on the lattice,

$$\langle O \rangle = \frac{1}{Z} \int \mathcal{D}\phi O(\phi) e^{-S[\phi]} \quad Z = \int \mathcal{D}\phi e^{-S[\phi]}, \quad (1)$$

where $S[\phi]$ is the lattice action and ϕ represents the set of field variables attached to each link in the lattice. Standard Monte Carlo techniques approximate these extremely high-dimensional integrals by analyzing only a modest number of field configurations sampled with probability $\propto e^{-S[\phi]}$.

Alternatively, it is also possible to calculate the density of states

$$\rho(E) = \int \mathcal{D}\phi \delta(S[\phi] - E) \quad (2)$$

and reconstruct the observables of interest as

$$\langle O(\beta) \rangle = \frac{1}{Z(\beta)} \int dE O(E) \rho(E) e^{\beta E} \quad Z(\beta) = \int dE \rho(E) e^{\beta E}. \quad (3)$$

Note that this reconstruction is a simple one-dimensional integration. Since $\rho(E)$ is usually not easily accessible, to compute it we employ the LLR algorithm [11, 12]. In a first step we define the reweighted expectation value

$$\langle\langle E - E_i \rangle\rangle_\delta(a) = \frac{1}{N} \int \mathcal{D}\phi (E - E_i) \theta_{E_i, \delta} e^{-aS[\phi]} = \frac{1}{N} \int_{E_i - \frac{\delta}{2}}^{E_i + \frac{\delta}{2}} dE (E - E_i) \rho(E) e^{-aE}, \quad (4)$$

$$N = \int \mathcal{D}\phi \theta_{E_i, \delta} e^{-aS[\phi]} = \int_{E_i - \frac{\delta}{2}}^{E_i + \frac{\delta}{2}} dE \rho(E) e^{-aE}, \quad (5)$$

where E_i is a fixed energy value, $\theta_{E_i, \delta}$ is the modified Heaviside function (1 in the interval $E_i \pm \frac{\delta}{2}$ and 0 everywhere else), and for now ‘ a ’ is just a free parameter not to be confused with the lattice spacing.

Next we set $\langle\langle E - E_i \rangle\rangle_\delta(a)$ to zero and use the trapezium rule as an approximation:

$$\begin{aligned} \langle\langle E - E_i \rangle\rangle_\delta(a) &= \frac{1}{N} \int_{E_i - \frac{\delta}{2}}^{E_i + \frac{\delta}{2}} dE (E - E_i) \rho(E) e^{-aE} \\ &= \frac{1}{N} \frac{\delta}{2} \left(\left(\frac{\delta}{2} \right) e^{-a(E_i + \frac{\delta}{2})} \rho(E_i + \frac{\delta}{2}) + \left(-\frac{\delta}{2} \right) e^{-a(E_i - \frac{\delta}{2})} \rho(E_i - \frac{\delta}{2}) \right) + \mathcal{O}(\delta^3) = 0. \end{aligned} \quad (6)$$

After performing a Taylor series expansion of $e^{\pm a \frac{\delta}{2}}$ and $\rho(E_i \pm \delta/2)$ and discarding the $O(\delta^2)$ terms in the limit $\delta \rightarrow 0$, we get

$$\begin{aligned} 0 &= \left(\rho(E_i) + \frac{\delta}{2} \frac{d\rho(E)}{dE} \Big|_{E=E_i} \right) \left(1 - a \frac{\delta}{2} \right) - \left(\rho(E_i) - \frac{\delta}{2} \frac{d\rho(E)}{dE} \Big|_{E=E_i} \right) \left(1 + a \frac{\delta}{2} \right) \\ &= \left(-\rho(E_i)a + \frac{d\rho(E)}{dE} \Big|_{E=E_i} - \rho(E_i)a + \frac{d\rho(E)}{dE} \Big|_{E=E_i} \right) \frac{\delta}{2} \end{aligned} \quad (7)$$

$$\implies a = \frac{1}{\rho(E_i)} \frac{d\rho(E)}{dE} \Big|_{E=E_i} = \frac{d \ln(\rho(E))}{dE} \Big|_{E=E_i}. \quad (8)$$

This identifies $a(E_i)$ as a linear approximation of the derivative of the logarithm of the density of states $\rho(E_i)$. This enables us to calculate the density of states $\rho(E)$, with exponential error suppression [11, 12, 20], by performing a numerical integration of our linear approximation $a(E_i)$ over the intervals $E_i \pm \frac{\delta}{2}$, and exponentiating the integral.

The Robbins–Monro algorithm iteratively finds the value of a for a given E_i such that $\langle\langle E - E_i \rangle\rangle_\delta(a) = 0$ [12]:

$$a^{(n+1)} = a^{(n)} + \frac{12}{\delta^2(n+1)} \langle\langle E - E_i \rangle\rangle_\delta(a^{(n)}). \quad (9)$$

This sequence converges to the correct value of the LLR parameter $a = a^{(n+1)} = a^{(n)}$. The Robbins–Monro algorithm needs the value of the reweighted expectation value $\langle\langle E - E_i \rangle\rangle_\delta(a^{(j)})$ at each iteration in the sequence. This quantity is evaluated using standard importance-sampling Monte Carlo techniques, but with the probability weight $e^{-a^{(j)}S}$ rather than the usual e^{-S} .

Due to the modified Heaviside function $\theta_{E_i, \delta}$ in Eq. 4, only configurations with an energy inside of $E_i \pm \frac{\delta}{2}$ are accepted in the Monte Carlo updates, causing lower acceptance rates for smaller energy intervals δ . We can replace this hard energy cut-off with a smooth Gaussian window function [13, 20] to alleviate this problem:

$$\langle\langle E - E_i \rangle\rangle_\delta(a) = \frac{1}{N} \int dE (E - E_i) \exp \left[-\frac{(E - E_i)^2}{2\delta^2} \right] \rho(E) e^{-aE}. \quad (10)$$

The probability weight in the Monte Carlo simulation is now effectively $\exp \left[-\frac{(E - E_i)^2}{2\delta^2} \right] e^{-aE}$. Unlike the modified Heaviside function, the Gaussian window function is differentiable, allowing us to use the hybrid Monte Carlo (HMC) algorithm to evaluate the reweighted expectation value. In our work we test and compare both ways of constraining the energy interval.

3. SU(4)

Building on our earlier work presented in Refs. [18, 19], we are using the LLR algorithm to analyze lattice SU(N) Yang–Mills theories defined by the action

$$S = -\beta \sum_{x, \mu < \nu} \text{ReTr} (U_{\mu\nu}(x)), \quad (11)$$

with the plaquette $U_{\mu\nu}(x) = U_\mu(x)U_\nu(x + \hat{\mu})U_\mu^\dagger(x + \hat{\nu})U_\nu^\dagger(x)$. Here $\beta = \frac{2N}{g_0^2}$ with g_0^2 the bare gauge coupling, the sum runs over all lattice sites and $U_\mu(x)$ is the SU(N)-valued link variable attached

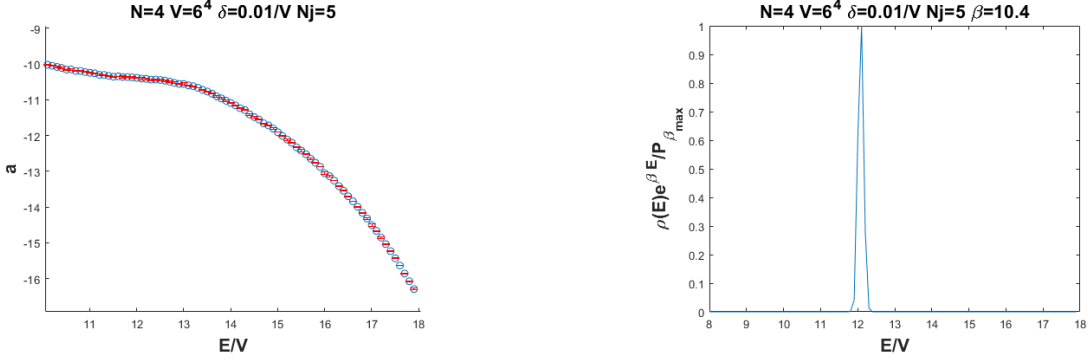


Figure 1: SU(4) results from 6^4 lattices with an energy interval size of $\delta = 0.01/V$. **Left:** The LLR parameter a , with statistical uncertainties obtained by performing $N_j = 5$ independent runs per interval. **Right:** The resulting probability density $P_\beta(E) = \rho(E)e^{\beta E}$ (omitting uncertainties) at $\beta = 10.4$. The single peak structure persists for all β , signaling that there is no first-order phase transition.

to lattice site x in direction $\hat{\mu}$. As a starting point for the implementation of the LLR algorithm, we made use of Stefano Piemonte’s LeonardYM software.¹ We are currently developing our own large- N Yang–Mills code based on the MILC software.²

For $N = 4$, we have tested several updating schemes to compute the reweighted expectation value $\langle\langle E - E_i \rangle\rangle_\delta(a^{(n)})$, including overrelaxation updates in the full SU(N) group [21], the Metropolis–Rosenbluth–Teller (MRT) algorithm with SU(N) updates generalized from Ref. [22], and HMC updates. For the overrelaxation and MRT updates we further compare the hard energy cut-off method Eq. 4 with the Gaussian window approach of Eq. 10. As mentioned in Section 2, in the HMC case only the Gaussian window approach is possible. The results we obtain are in agreement for all five different updating schemes.

On an $N_s^3 \times N_t$ lattice, the critical temperature of the first-order SU(4) confinement transition is $T_c = 1/(a_c N_t)$, corresponding to a critical lattice spacing a_c set by the coupling β_c . The continuum limit involves $a_c \rightarrow 0$ with $N_t \rightarrow \infty$ to keep T_c fixed, implying $\beta_c \rightarrow \infty$. The strong-coupling bulk transition behaves differently, appearing at a smaller N_t -independent β_{bulk} . For small N_t , β_c can approach β_{bulk} , causing the confinement transition to be distorted by the nearby bulk transition — even for $N \leq 4$ where the latter is a continuous crossover. Based on prior work including Refs. [4, 23], we consider $N_t \geq 6$ in order to avoid this problem.

We can investigate the bulk transition even with a small, symmetric 6^4 lattice volume. Figure 1 shows our results for this case over a wide range of energies, using energy interval size $\delta = 0.01/V$ and $N_j = 5$ independent runs of the Robbins–Monro algorithm for each energy interval. In order for the probability density

$$P_\beta(E) = \rho(E) \exp(\beta E) = \exp\left(\int_{-\infty}^E dE' a\right) \exp(\beta E) \quad (12)$$

in the right panel of the figure to have the two-peak structure of a first-order transition with co-existence of phases, the LLR parameter a in the left panel must be non-monotonic vs. E/V . (See

¹github.com/FelixSpr/LeonardYM

²github.com/daschaich/LargeN-YM

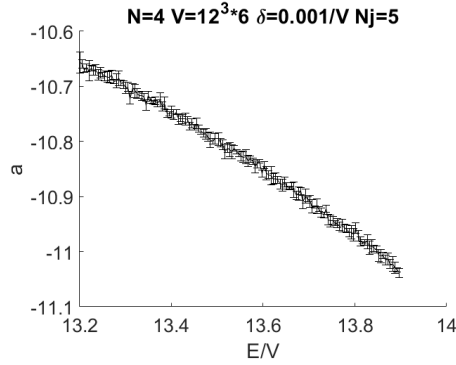


Figure 2: SU(4) results for a from $V = 12^3 \times 6$ lattices with an energy interval size of $\delta = 0.001/V$. The statistical uncertainties are obtained by performing $N_j = 5$ independent runs per interval. There is no sign of a first-order phase transition, which would correspond to a non-monotonic $a(E)$.



Figure 3: The left plot compares numerical SU(4) data for a (black) with the synthetically generated values (blue line) that would be needed to reconstruct a first-order confinement transition similar to the one in Ref. [23]. Both the synthetic and the measured a use lattice volume $V = 12^3 \times 6$. The right plot shows the probability density $P_\beta(E) = \rho(E)e^{\beta E}$ reconstructed from the synthetic $a(E)$ with $\beta \approx 10.8$. The small double-peak structure illustrates the weakness of this first-order transition.

Ref. [17] for a nice illustration of this.) Although a decreases less rapidly around the bulk crossover, $E/V \approx 12$, it remains monotonic across all energy intervals. From this it follows that the probability density only ever features a single peak, which merely broadens around $\beta_{\text{bulk}} \approx 10.4$, consistent with the expected bulk crossover. Here and throughout this proceedings, we reconstruct the probability density $P_\beta(E)$ using both a naive trapezium-rule integration and a more robust polynomial fit technique [24, 25]. In all cases the results from the two techniques are in agreement.

Now that we have confirmed the crossover nature of the bulk transition, we turn to the physically interesting first-order confinement transition of pure-gauge SU(4). To examine this transition, we have to use a lattice with an aspect ratio $r \equiv N_s/N_t > 1$. From the previous study Ref. [23], carried out on $N_t = 6$ lattices using importance sampling, we can narrow down the energy range we need to scan to $13.2 < E/V < 13.9$. Our results for lattice volume $V = 12^3 \times 6$, with energy interval size $\delta = 0.001/V$ and $N_j = 5$ independent runs of the Robbins–Monro algorithm for each energy interval are displayed in Fig. 2. We find monotonically decreasing $a(E)$ across all energies, meaning we are so far unable to resolve the expected first-order confinement transition.

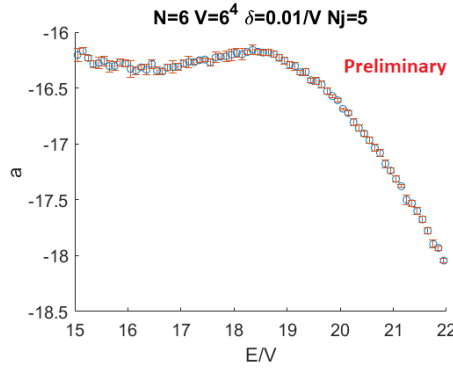


Figure 4: SU(6) results for a from $V = 6^4$ lattices with an energy interval size of $\delta = 0.01/V$. The statistical uncertainties are obtained by performing $N_j = 5$ independent runs per interval.

We suspect the reason why we have not yet resolved this phase transition is that it is simply too weak given the small $12^3 \times 6$ lattice volume and our current statistics. The large- N relation (Eq. 157) in Ref. [14] predicts an $N_t = 6$ SU(4) latent heat of only $\Delta E/V \approx 0.004$, which is consistent with Ref. [23]. To explore this, we generated synthetic values of a that would correspond to a first-order transition with a similar $\beta_c \approx 10.8$ and latent heat $\Delta E/V \approx 0.009$. From the comparison of the synthetic data and our actual numerical data in Fig. 3, we can see that our statistical uncertainties are too big to detect such a weak first-order phase transition. These considerations give us an estimate for the required improvements in statistics, which may benefit from larger lattice volumes [12]. They also motivate analyzing first-order transitions with larger latent heat, in particular strong-coupling bulk transitions for larger $N > 4$.

4. SU(6)

To investigate the performance of the LLR algorithm for a stronger first-order phase transition, we analyze the bulk transition of SU(6) Yang–Mills theory. The action (Eq. 11), updating schemes, cut-off methods (Heaviside vs. Gaussian) and software packages are the same as in the SU(4) case discussed above.

In Fig. 4 we show results for the LLR parameter a across a wide range of energies for 6^4 lattices, an energy interval size $\delta = 0.01/V$ and $N_j = 5$ independent runs of the Robbins–Monro algorithm for each energy interval. We can clearly see that $a(E)$ is non-monotonic, and increases for $16.5 \lesssim E/V \lesssim 18.5$. This corresponds to the clear double-peak structure plotted in Fig. 5 (with both linear and logarithmic y-axes) for $\beta_{\text{bulk}} \approx 16.3$. From Fig. 5 we can read off a latent heat $\Delta E/V \approx 3.6$, roughly three orders of magnitude larger than the value estimated for the SU(4) confinement transition in Section 3, illustrating the strength of this first-order SU(6) bulk transition.

While such a strong transition would be expected to cause difficulties for traditional importance-sampling studies, it actually simplifies the LLR analyses. Far less statistical precision is needed to confirm the presence of a first-order transition, precisely determine its critical β_c , and extract its latent heat and other observables. A clear next step is to pursue the confinement transition for SU(6) Yang–Mills, and potentially for larger N . Although the latent heat increases $\propto N^2$ [14], for SU(6) this would still lead us to expect a $\Delta E/V \approx 0.004(6/4)^2 \approx 0.009$ far smaller than that of the bulk

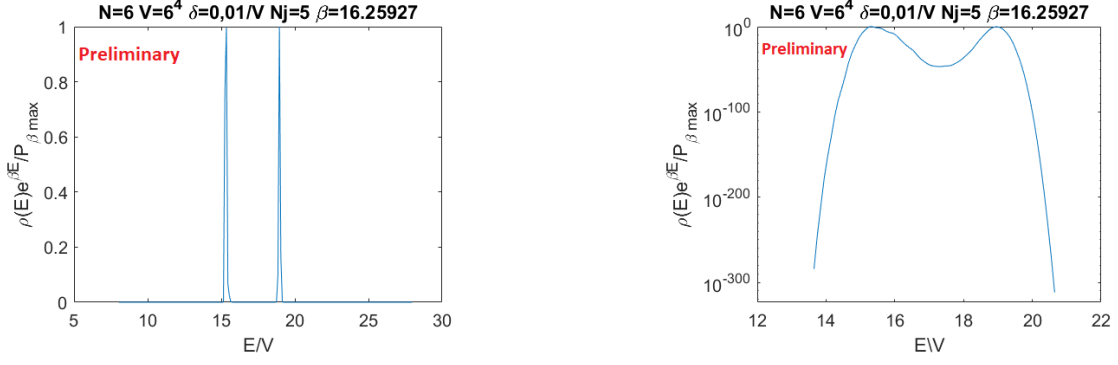


Figure 5: Plot of the probability density $P_\beta(E) = \rho(E)e^{\beta E}$ (omitting uncertainties) for pure-gauge SU(6) Yang–Mills at the bulk phase transition ($\beta_{\text{bulk}} = 16.25927$), using a lattice of volume $V = 6^4$ and an energy interval size $\delta = 0.01/V$. Identical results are plotted with linear (left) and logarithmic (right) y-axes. The latent heat $\Delta E/V \approx 3.6$ can be directly read off as the distance between the two peaks.

transition. Since computational costs increase $\propto N^3$, it is not a priori clear how practical it will be to resolve large- N transitions using available computing resources.

5. Conclusion and outlook

In this proceedings we presented our progress applying the LLR density of states algorithm to investigate first-order transitions in SU(4) and SU(6) lattice Yang–Mills theories, building on our earlier work in Refs. [18, 19]. Motivation for the pure-gauge theories under consideration comes from our interest a potential first-order dark-sector confinement transition in the early Universe and the stochastic gravitational-wave background it would produce. Motivation for using the LLR algorithm comes from a desire to avoid the super-critical slowing down occurring for standard Markov-chain importance-sampling techniques at first-order transitions. Once such first-order transitions are resolved, this density of states approach makes it straightforward to calculate quantities such as the latent heat and surface tension, both of which are needed to predict the spectrum of gravitational waves.

Considering both SU(4) and SU(6) theories allows us to compare how the LLR algorithm performs for both the first-order confinement transition of the former and the much stronger first-order bulk transition of the latter. Our current results from $12^3 \times 6$ lattices are insufficient to resolve the SU(4) confinement transition, apparently because its small latent heat $\Delta E/V \ll 1$ can only be resolved with much more precise data. Larger lattice volumes may help to reduce statistical uncertainties, but lead to increased computational costs. Smaller values of the energy interval size δ may also be necessary, but these would further increase statistical uncertainties, as can be seen from Eq. 9.

The comparison between the SU(4) confinement transition and the much stronger SU(6) bulk transition, for which we find $\Delta E/V \approx 3.6$, highlights that the LLR approach is significantly more straightforward for strong first-order phase transitions with large latent heat. Because this is precisely the situation in which importance sampling can be expected to struggle, our results motivate further studies of density of states approaches focused on strong transitions with large latent heat. In

addition to searching for the $SU(6)$ confinement transition, we therefore plan to expand our studies to $SU(N)$ lattice Yang–Mills theories with even larger $N > 6$. We are also exploring broader applications of the LLR algorithm, including to phase transitions in bosonic matrix models of interest in the context of holographic gauge/gravity duality.

ACKNOWLEDGMENTS: We thank the LSD Collaboration for ongoing joint work investigating composite dark matter and gravitational waves. We also thank Kurt Langfeld, Paul Rakow, David Mason, James Roscoe and Johann Ostmeyer for helpful conversations about the LLR algorithm. Numerical calculations were carried out at the University of Liverpool and through the Lawrence Livermore National Laboratory Institutional Computing Grand Challenge program. DS was supported by UK Research and Innovation Future Leader Fellowship MR/S015418/1 and STFC grant ST/T000988/1.

References

- [1] S. Borsanyi, R. Kara, Z. Fodor, D.A. Godzieba, P. Parotto and D. Sexty, *Precision study of the continuum $SU(3)$ Yang–Mills theory: How to use parallel tempering to improve on supercritical slowing down for first order phase transitions*, *Phys. Rev. D* **105** (2022) 074513 [2202.05234].
- [2] K. Langfeld, P. Buividovich, P.E.L. Rakow and J. Roscoe, *Reduced critical slowing down for statistical physics simulations*, *Phys. Rev. E* **106** (2022) 054139 [2204.04712].
- [3] C. Caprini, M. Chala, G.C. Dorsch, M. Hindmarsh, S.J. Huber, T. Konstandin et al., *Detecting gravitational waves from cosmological phase transitions with LISA: an update*, *JCAP* **2003** (2020) 024 [1910.13125].
- [4] LSD collaboration, *Stealth dark matter confinement transition and gravitational waves*, *Phys. Rev. D* **103** (2021) 014505 [2006.16429].
- [5] W.-C. Huang, M. Reichert, F. Sannino and Z.-W. Wang, *Testing the dark $SU(N)$ Yang–Mills theory confined landscape: From the lattice to gravitational waves*, *Phys. Rev. D* **104** (2021) 035005 [2012.11614].
- [6] Z. Kang, S. Matsuzaki and J. Zhu, *Dark confinement-deconfinement phase transition: a roadmap from Polyakov loop models to gravitational waves*, *JHEP* **2109** (2021) 060 [2101.03795].
- [7] LSD collaboration, *Stealth Dark Matter: Dark scalar baryons through the Higgs portal*, *Phys. Rev. D* **92** (2015) 075030 [1503.04203].
- [8] LSD collaboration, *Detecting Stealth Dark Matter Directly through Electromagnetic Polarizability*, *Phys. Rev. Lett.* **115** (2015) 171803 [1503.04205].
- [9] G.D. Kribs, A. Martin, B. Ostdiek and T. Tong, *Dark Mesons at the LHC*, *JHEP* **1907** (2019) 133 [1809.10184].

- [10] J.M. Butterworth, L. Corpe, X. Kong, S. Kulkarni and M. Thomas, *New sensitivity of LHC measurements to composite dark matter models*, *Phys. Rev. D* **105** (2022) 015008 [2105.08494].
- [11] K. Langfeld, B. Lucini and A. Rago, *The density of states in gauge theories*, *Phys. Rev. Lett.* **109** (2012) 111601 [1204.3243].
- [12] K. Langfeld, B. Lucini, R. Pellegrini and A. Rago, *An efficient algorithm for numerical computations of continuous densities of states*, *Eur. Phys. J. C* **76** (2016) 306 [1509.08391].
- [13] M. Körner, K. Langfeld, D. Smith and L. von Smekal, *Density of states approach to the hexagonal Hubbard model at finite density*, *Phys. Rev. D* **102** (2020) 054502 [2006.04607].
- [14] B. Lucini and M. Panero, *$SU(N)$ gauge theories at large N* , *Phys. Rept.* **526** (2013) 93 [1210.4997].
- [15] B. Lucini, M. Teper and U. Wenger, *Properties of the deconfining phase transition in $SU(N)$ gauge theories*, *JHEP* **0502** (2005) 033 [hep-lat/0502003].
- [16] D. Mason, B. Lucini, M. Piai, E. Rinaldi and D. VDACCHINO, *The density of states method in Yang–Mills theories and first-order phase transitions*, *EPJ Web Conf.* **274** (2022) 08007 [2211.10373].
- [17] D. Mason, B. Lucini, M. Piai, E. Rinaldi and D. VDACCHINO, *The density of state method for first-order phase transitions in Yang–Mills theories*, 2212.01074.
- [18] F. Springer and D. Schaich, *Density of states for gravitational waves*, *Proc. Sci. LATTICE2021* (2022) 043 [2112.11868].
- [19] F. Springer and D. Schaich, *Progress applying density of states for gravitational waves*, *EPJ Web Conf.* **274** (2022) 08008 [2212.09199].
- [20] K. Langfeld, *Density-of-states*, *Proc. Sci. LATTICE2016* (2017) 010 [1610.09856].
- [21] M. Creutz, *Overrelaxation and Monte Carlo Simulation*, *Phys. Rev. D* **36** (1987) 515.
- [22] E. Katznelson and A. Nobile, *Implementation and Statistical Analysis of Metropolis Algorithm for $SU(3)$* , *Comput. Phys. Commun.* **39** (1986) 1.
- [23] M. Wingate and S. Ohta, *Deconfinement transition and string tensions in $SU(4)$ Yang–Mills theory*, *Phys. Rev. D* **63** (2001) 094502 [hep-lat/0006016].
- [24] O. Francesconi, M. Holzmann, B. Lucini and A. Rago, *Free energy of the self-interacting relativistic lattice Bose gas at finite density*, *Phys. Rev. D* **101** (2020) 014504 [1910.11026].
- [25] O. Francesconi, M. Holzmann, B. Lucini, A. Rago and J. Rantaharju, *Computing general observables in lattice models with complex actions*, *Proc. Sci. LATTICE2019* (2019) 200 [1912.04190].