
UNDERSTANDING THE DIFFUSION OBJECTIVE AS A WEIGHTED INTEGRAL OF ELBOs

Diederik P. Kingma, Ruiqi Gao

ABSTRACT

Diffusion models in the literature are optimized with various objectives that are special cases of a weighted loss, where the weighting function specifies the weight per noise level. Uniform weighting corresponds to maximizing the ELBO, a principled approximation of maximum likelihood. In current practice diffusion models are optimized with non-uniform weighting due to better results in terms of sample quality. In this work we expose a direct relationship between the weighted loss (with any weighting) and the ELBO objective.

We show that the weighted loss can be written as a weighted integral of ELBOs, with one ELBO per noise level. If the weighting function is monotonic, then the weighted loss is a likelihood-based objective: it maximizes the ELBO under simple data augmentation, namely Gaussian noise perturbation. Our main contribution is a deeper theoretical understanding of the diffusion objective, but we also performed some experiments comparing monotonic with non-monotonic weightings, finding that monotonic weighting performs competitively with the best published results.

1 INTRODUCTION

Diffusion-based generative models, or diffusion models in short, were first introduced by Sohl-Dickstein et al. (2015). After years of relative obscurity, this class of models suddenly rose to prominence with the work of Song and Ermon (2019) and Ho et al. (2020) who demonstrated that, when executed properly, diffusion models can perform state-of-the-art image generation.

The diffusion model framework has since been successfully applied to text-to-image generation (Rombach et al., 2022b; Nichol et al., 2021; Ramesh et al., 2022; Saharia et al., 2022b; Yu et al., 2022; Nichol and Dhariwal, 2021; Ho et al., 2022; Dhariwal and Nichol, 2022; Ding et al., 2021), image-to-image generation (Saharia et al., 2022c;a; Whang et al., 2022), 3D synthesis (Poole et al., 2022; Watson et al., 2022), text-to-speech (Chen et al., 2021a; Kong et al., 2021; Chen et al., 2021b), and density estimation (Kingma et al., 2021; Song et al., 2021a).

Diffusion models can be interpreted as a special case of deep variational autoencoders (VAEs) (Kingma and Welling, 2013; Rezende et al., 2014) with a particular choice of inference model and generative model. Just like VAEs, the original diffusion model (Sohl-Dickstein et al., 2015) was optimized by maximizing the variational lower bound of the log-likelihood of the data, also called the evidence lower bound, or ELBO for short. Later work showed that better qualitative results were achieved by stepping away from the ELBO objective, for example by optimizing the model through a weighted sum of score matching objectives (Song and Ermon, 2019) or a simple noise-prediction objective (Ho et al., 2020). The best results in the literature so far, in terms of sample quality metrics such as FID scores, have been achieved with objective functions that are (seemingly) not likelihood-based. This has led to a general perception that the ELBO (or maximum likelihood) is not the right objective for learning models that generate high-quality samples. Through the analysis in this paper, we show that the ELBO is compatible with high-quality samples, as long as it is combined with the right type of data augmentation. We will show that, perhaps surprisingly, the training objective used for some state-of-the-art diffusion models in the literature are equivalent to the ELBO objective on noise-perturbed data.

The various diffusion model objectives in the literature can be understood as special cases of a *weighted loss* (Kingma et al., 2021; Song et al., 2021a), with different choices of weighting. The weighting function specifies the weight per noise level. It was shown by Kingma et al. (2021) and

Song et al. (2021a) that uniform weighting directly corresponds to the ELBO objective, but the relationship between the non-uniform weighting and the ELBO was still largely unclear.

In this work we provide a deeper theoretical understanding of the weighted loss. In particular, our main contributions are as follows.

- We derive the weighting function corresponding to popular contemporary diffusion objectives.
- We show that the weighted loss can be expressed in two ways:
 1. as a weighted integral over time derivatives of the ELBO;
 2. as a weighted integral of ELBO objectives, where the weighting function is the first derivatives of the original weighting function.
- We show that it follows that if the weighting function is:
 - a monotonic function of time, then the weighted loss corresponds to maximizing the ELBO of noise-perturbed data, i.e. a maximum likelihood objective;
 - a non-monotonic function of time, then the objective wants to oddly *minimize* the ELBO for certain noise levels. Most objectives in the literature are non-monotonic. The v -prediction loss of (Salimans and Ho, 2022) corresponds to monotonic weighting.

During training, the noise schedule acts as a importance sampling distribution for estimating the loss, and is thus important for efficient optimization. Based on this insight we propose a simple adaptive noise schedule. Finally, we perform some experiments with various new weighting functions on the ImageNet dataset, and find that monotonic weighting produces models with sample quality that is on par with the best published results.

The newfound equivalence between monotonic weighting and the ELBO with data augmentation, allows for a direct apples-to-apples comparison of diffusion models with other likelihood-based models. For example, it allows one to optimize other likelihood-based models, such as autoregressive transformers, towards the same objective as monotonically weighted diffusion models. This would shine light on whether diffusion models are better or worse than other model types, as measured in terms of their objective as opposed to FID scores. We leave such interesting experiments to future work.

2 MODEL

We have a dataset of datapoints drawn from $q(\mathbf{x})$. We wish to learn a generative model $p_{\theta}(\mathbf{x})$ that approximates $q(\mathbf{x})$. We'll use shorthand notation $p := p_{\theta}$.

The observed variable \mathbf{x} might be the output of a pre-trained encoder, as in *latent diffusion models* (Vahdat et al., 2021; Rombach et al., 2022a), on which the popular *Stable Diffusion* model is based. Our theoretical analysis thus also apply to this type of model.

In addition to the observed variable \mathbf{x} , we have a series of latent variables \mathbf{z}_t for timesteps $t \in [0, 1]$: $\mathbf{z}_{0,\dots,1} := \mathbf{z}_0, \dots, \mathbf{z}_1$. The model consists of two parts: a *forward process* forming a conditional joint distribution $q(\mathbf{z}_{0,\dots,1}|\mathbf{x})$, and a *generative model* forming a joint distribution $p(\mathbf{z}_{0,\dots,1}, \mathbf{x})$.

2.1 NOISE SCHEDULE

An important element of the model is the *noise schedule* denoted by f_{λ} , which is a function that maps the time variable $t \in [0, 1]$ to the noise level $\lambda = f_{\lambda}(t)$ for that timestep, and back: $t = f_{\lambda}^{-1}(\lambda)$. The noise level λ signifies the log of the signal-to-noise ratio (SNR) of the latent variable at each timestep. At timestep $t = 0$ the noise level (log SNR) λ is high, meaning very little noise; at $t = 1$ the noise level λ is low, meaning a lot of noise.

The amount of noise goes up as a function of time, so the log SNR goes down as a function of time: the function f_{λ} is strictly monotonically decreasing. Note that strictly monotonic functions are invertible: there is a one-to-one correspondence (a bijection) between t and λ . Do do this bijection, we can do a change of variables: a function of the value t can be equivalently written as a function of the corresponding value λ , and vice versa.

We may use two different noise schedules: one for the purpose of training the model, and one for the purpose of sampling from the model. During sampling, we typically use one that maximizes sample quality.

The noise schedule can be represented as a distribution over noise levels, whose cumulative density function (CDF) is given by $1 - f_\lambda^{-1}(\lambda)$, and whose probability density function (PDF) is given by the derivative of the CDF, which is $p(\lambda) = -(d/d\lambda) f_\lambda^{-1}(\lambda)$. We can sample from $p(\lambda)$ by first sampling $t \sim U(0, 1)$, then computing $\lambda = f_\lambda(t)$. We'll see that during training, the noise schedule affects the efficiency of optimization. During sampling, $p(\lambda)$ provides the relative amount of time the sampler spends at different noise levels. See Figure 1 for a visualization of commonly used noise schedules in the literature, and Appendix E.3 for more details.

The endpoints of the noise schedule are given by $\lambda_{\max} = f_\lambda(0)$ and $\lambda_{\min} = f_\lambda(1)$. Due to these endpoints, the corresponding density $p(\lambda)$ has support over $[\lambda_{\min}, \lambda_{\max}]$.

2.2 FORWARD PROCESS

The forward process is a Gaussian diffusion process, whose time evolution is described by a stochastic differential equation (SDE):

$$dz = \underbrace{\mathbf{f}(\mathbf{z}, t)}_{\text{drift}} dt + \underbrace{g(t)}_{\text{diffusion}} d\mathbf{w} \quad (1)$$

The forward process leads to a conditional distribution $q(\mathbf{z}_0, \dots, \mathbf{z}_1 | \mathbf{x})$, whose marginal distributions of latent variables \mathbf{z}_t given \mathbf{x} are given by:

$$q(\mathbf{z}_t | \mathbf{x}) = \mathcal{N}(\mathbf{z}_t; \alpha_\lambda \mathbf{x}, \sigma_\lambda^2 \mathbf{I}) \quad (2)$$

where $\sigma_\lambda = \alpha_\lambda e^{-\lambda/2}$. The α_λ term is a scaling term determined by the type of SDE. In case of the often-used *variance preserving* (VP) SDE, $\alpha_\lambda^2 = \text{sigmoid}(\lambda)$ and $\sigma_\lambda^2 = \alpha_\lambda^2 e^{-\lambda} = \text{sigmoid}(-\lambda)$. See Appendix E.1 for more details.

Since $\lambda = \log(\alpha_\lambda^2 / \sigma_\lambda^2)$, we call λ the *signal-to-noise ratio*, like previous work. The value of λ represents the negative log-variance of the noise, before scaling by α_λ ; so a higher λ means a lower noise level.

2.3 GENERATIVE MODEL

The data distribution $q(\mathbf{x})$ plus the forward model defines a joint distribution $q(\mathbf{z}_0, \dots, \mathbf{z}_1) = \int q(\mathbf{z}_0, \dots, \mathbf{z}_1 | \mathbf{x}) q(\mathbf{x}) d\mathbf{x}$, with marginals $q_t(\mathbf{z}) := q(\mathbf{z}_t)$. The generative model defines a corresponding joint distribution over latent variables: $p(\mathbf{z}_0, \dots, \mathbf{z}_1)$.

For large enough λ_{\max} , \mathbf{z}_0 is almost noiseless, so learning a model $p(\mathbf{x})$ is practically equivalent to learning a model $p(\mathbf{z}_0)$. For small enough λ_{\min} , \mathbf{z}_1 holds almost no information about \mathbf{x} , such that there exists a distribution $p(\mathbf{z}_1)$ such that $D_{KL}(q(\mathbf{z}_1 | \mathbf{x}) || p(\mathbf{z}_1)) \approx 0$. In the case of a VP SDE, we have $p(\mathbf{z}_1) = \mathcal{N}(0, \mathbf{I})$.

Let $\mathbf{s}_\theta(\mathbf{z}; \lambda)$ denote a *score model*, which is a neural network that we let approximate $\nabla_{\mathbf{z}} \log q_t(\mathbf{z})$ by optimizing its parameters, through methods introduced in the next sections. Anderson (1982) showed that if $\mathbf{s}_\theta(\mathbf{z}; \lambda) = \nabla_{\mathbf{z}} \log q_t(\mathbf{z})$, then the forward SDE of Equation 1 is exactly reversed by the following SDE:

$$dz = [\mathbf{f}(\mathbf{z}, t) - g(t)^2 \mathbf{s}_\theta(\mathbf{z}; \lambda)] dt + g(t) d\mathbf{w} \quad (3)$$

If $D_{KL}(q(\mathbf{z}_1) || p(\mathbf{z}_1)) \approx 0$ and $\mathbf{s}_\theta(\mathbf{z}; \lambda) \approx \nabla_{\mathbf{z}} \log q_t(\mathbf{z})$ then we have a good generative model in the sense that $D_{KL}(q(\mathbf{z}_0, \dots, \mathbf{z}_1) || p(\mathbf{z}_0, \dots, \mathbf{z}_1)) \approx 0$, which implies that $D_{KL}(q(\mathbf{z}_0) || p(\mathbf{z}_0)) \approx 0$, which achieves our goal. So, our generative modeling task is reduced to learning a score network $\mathbf{s}_\theta(\mathbf{z}; \lambda)$.

The score network can be parameterized in various ways: for example in terms of the ϵ -prediction, \mathbf{x} -prediction, and \mathbf{v} -prediction as summarized in Appendix E.2. One often-used parameterization is through a noise-prediction model: $\mathbf{s}_\theta(\mathbf{z}; \lambda) = -\hat{\epsilon}_\theta(\mathbf{z}; \lambda) / \sigma_\lambda$, i.e., the ϵ -prediction.

Appendix	Loss function	Implied weighting $w(\lambda)$
A.1	Maximum likelihood / ELBO (Kingma et al., 2021; Song et al., 2021a)	1
A.2	ϵ -prediction w/ ‘cosine’ schedule (Nichol and Dhariwal, 2021)	$\text{sech}(\lambda/2)$
A.3	EDM (Karras et al., 2022)	$\mathcal{N}(\lambda; 2.4, 2.4^2) \cdot (e^{-\lambda} + 0.5^2)$
A.4	v-prediction w/ ‘cosine’ schedule (Salimans and Ho, 2022)	$e^{-\lambda/2}$

Table 1: Popular losses in the literature are equivalent to the weighted loss with a weighting function $w(\lambda)$ given in this table. The derivations are given in the Appendix, sections given on the left.

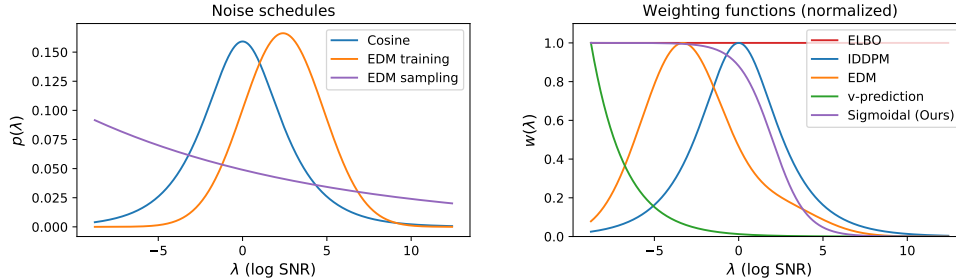


Figure 1: **Left:** Noise schedules used in our experiments, expressed in terms of probability density $p(\lambda)$. See Appendix E.3. **Right:** Weighting functions corresponding to popular loss functions, each scaled such that the maximum of is 1 over the plotted range. See Table 1 and Appendix A.

2.4 SAMPLING

Sampling from the generative model can be performed by sampling $\mathbf{z}_1 \sim p(\mathbf{z}_1)$, solving the reverse SDE of Equation 3 using estimated $\mathbf{s}_\theta(\mathbf{z}; \lambda)$ with a SDE solver, and then setting $\mathbf{x} \approx \mathbf{z}_0$. Recent diffusion models have used increasingly sophisticated procedures for solving this reverse SDE; see Appendix E.4. In experiments we use the stochastic sampler with Heun’s second order method proposed by Karras et al. (2022).

3 THE WEIGHTED LOSS

How do we optimize the model? The objective functions used in practice for optimizing diffusion models can be viewed as special cases of a *weighted loss* with a particular choice of weighting function, which we’ll define shortly.

3.1 THE ELBO OF NOISE-PERTURBED DATA, AND ITS TIME DERIVATIVE

First, let’s define the following shorthand for the KL divergence from the joint distributions q to p for the subset of timesteps from t to 1, for a datapoint \mathbf{x} :

$$\mathcal{L}(\lambda) := D_{KL}(q(\mathbf{z}_t, \dots, 1 | \mathbf{x}) || p(\mathbf{z}_t, \dots, 1)) \quad (4)$$

where $t = f_\lambda^{-1}(\lambda)$. We write \mathcal{L} as a function of λ instead of t , since $\mathcal{L}(\lambda)$ is actually invariant to the noise schedule; see Appendix B.

The KL divergence $\mathcal{L}(\lambda)$ equals a variational bound on the negative marginal likelihood of noise-perturbed data $\mathbf{z}_t \sim q(\mathbf{z}_t | \mathbf{x})$, plus a constant:

$$\mathcal{L}(\lambda) \geq D_{KL}(q(\mathbf{z}_t | \mathbf{x}) || p(\mathbf{z}_t)) = \underbrace{\mathbb{E}_{q(\mathbf{z}_t | \mathbf{x})}[\log q(\mathbf{z}_t | \mathbf{x})]}_{\text{Constant}} - \underbrace{\mathbb{E}_{q(\mathbf{z}_t | \mathbf{x})}[\log p(\mathbf{z}_t)]}_{\text{Log-likelihood of noise-perturbed data}} \quad (5)$$

Therefore, minimization of $\mathcal{L}(\lambda)$ w.r.t. the model parameters is equivalent to maximization of the ELBO of noise-perturbed data, with noise level λ . For this reason, we can refer to $\mathcal{L}(\lambda)$ as the ELBO objective for noise level λ .

Next, let’s look at the quantity $\mathcal{L}'(\lambda) = \frac{d}{d\lambda}\mathcal{L}(\lambda)$, which, with a slight abuse of terminology, we’ll call the *time derivative*. It turns out that this time derivative simplifies considerably for our formulation of the model; see Appendices C and E.2. In terms of the ϵ -prediction, the time derivative is:

$$\mathcal{L}'(\lambda) := \frac{d}{d\lambda}\mathcal{L}(\lambda) = \frac{1}{2}\mathbb{E}_{\epsilon \sim \mathcal{N}(0, \mathbf{I})} [\|\epsilon - \hat{\epsilon}_{\theta}(\mathbf{z}_{\lambda}; \lambda)\|_2^2] \quad (6)$$

where $\mathbf{z}_{\lambda} = \alpha_{\lambda}\mathbf{x} + \sigma_{\lambda}\epsilon$. See Appendix E.2 on how to translate to expressions in terms of \mathbf{x} -prediction and \mathbf{v} -prediction.

3.2 THE WEIGHTED LOSS

Now let’s define the *weighted loss* per datapoint \mathbf{x} , which is a weighted integral over time derivatives:

$$\mathcal{L}_w := \underbrace{w(\lambda_{\min})\mathcal{L}(\lambda_{\min})}_{\text{Constant and } \approx 0} + \int_{\lambda_{\min}}^{\lambda_{\max}} w(\lambda)\mathcal{L}'(\lambda) d\lambda \quad (7)$$

where $w(\lambda)$ is a chosen weighting function. Plugging in the expression of the time derivative in terms of ϵ -prediction from Equation 6 yields a more concrete expression of the weighted loss:

$$\mathcal{L}_w := \underbrace{w(\lambda_{\min})\mathcal{L}(\lambda_{\min})}_{\text{Constant and } \approx 0} + \frac{1}{2} \int_{\lambda_{\min}}^{\lambda_{\max}} w(\lambda)\mathbb{E}_{\epsilon \sim \mathcal{N}(0, \mathbf{I})} [\|\epsilon - \hat{\epsilon}_{\theta}(\mathbf{z}_t; \lambda)\|_2^2] d\lambda \quad (8)$$

The first term, $w(\lambda_{\min})\mathcal{L}(\lambda_{\min})$, is constant, and is close to 0 for small enough λ_{\min} . The second term equals the *weighted diffusion loss* that was introduced in Section 5.2 of (Kingma et al., 2021). More specifically, Kingma et al. (2021) expressed the weighted diffusion loss in terms of \mathbf{x} -prediction, which is equivalent to the expression above due to the relationship $\|\epsilon - \hat{\epsilon}_{\theta}(\mathbf{z}_t; \lambda)\|_2^2 d\lambda = \|\mathbf{x} - \hat{\mathbf{x}}_{\theta}(\mathbf{z}_t; \lambda)\|_2^2 e^{\lambda} d\lambda = \|\mathbf{x} - \hat{\mathbf{x}}_{\theta}(\mathbf{z}_t; \lambda)\|_2^2 de^{\lambda}$, where e^{λ} equals the signal-to-noise ratio (SNR).

Existing diffusion loss functions in the literature are special cases of the weighted loss \mathcal{L}_w with specific choices of weighting function $w(\lambda)$. See Appendix A for a full derivation of the implied weighting functions for popular diffusion losses. The results are compiled in Table 1, and visualized in Figure 1. Uniform weighting, with constant $w(\lambda)$, corresponds to the evidence lower bound (ELBO) objective. For non-uniform weighting, the relationship with maximum likelihood is less clear.

The expression of the weighted loss in terms of time derivatives in Equation 7 is new, and allows us to gain additional insight as explained further in this paper. By proving properties of the weighted loss, we can prove properties of all diffusion losses in the literature.

3.3 OPTIMIZATION OF THE WEIGHTED LOSS

The second term of the weighted loss in Equation 7 contains an intractable integral, so in practice it is optimized through a Monte Carlo estimator (more specifically an importance weighted Monte Carlo integrator):

$$\int_{\lambda_{\min}}^{\lambda_{\max}} w(\lambda)\mathcal{L}'(\lambda) d\lambda = \mathbb{E}_{p(\lambda)} \left[\frac{w(\lambda)}{p(\lambda)}\mathcal{L}'(\lambda) \right] \simeq \frac{w(\lambda)}{p(\lambda)}\mathcal{L}'(\lambda) \quad (9)$$

where $\lambda \sim p(\lambda)$, and $p(\lambda)$ is determined by the training noise schedule (see Section 2.1). So, during training, the noise schedule determines an importance sampling distribution $p(\lambda)$ in Equation 9. Equation 9 might look unfamiliar, but objective functions in the literature are actually special cases of Equation 9 with particular choices of noise schedule $p(\lambda)$ and weighting function $w(\lambda)$; see Appendix A. In particular, Kingma et al. (2021); Song et al. (2021a) express the diffusion loss in terms of the derivative $d\lambda/dt$, but since $d\lambda/dt = 1/p(\lambda)$, this reduces to the expression above.

From Equation 9, we can see the noise schedule $p(\lambda)$ during training acts as an importance sampling distribution for estimating the loss: it affects the variance of the gradient, but not the expected value of the gradients. In experiments we find that it is indeed the case that for a given weighting function, the choice of noise schedule affects the speed of optimization, but has only very limited effect on the resulting model, given sufficient training steps. As explained in Section 5.1, we can use an adaptive noise schedule, resulting in efficient optimization regardless of the given weighting.

This reduces our search for good diffusion objectives to a search for good weighting functions, since the weighting function *does* affect which models we end up with.

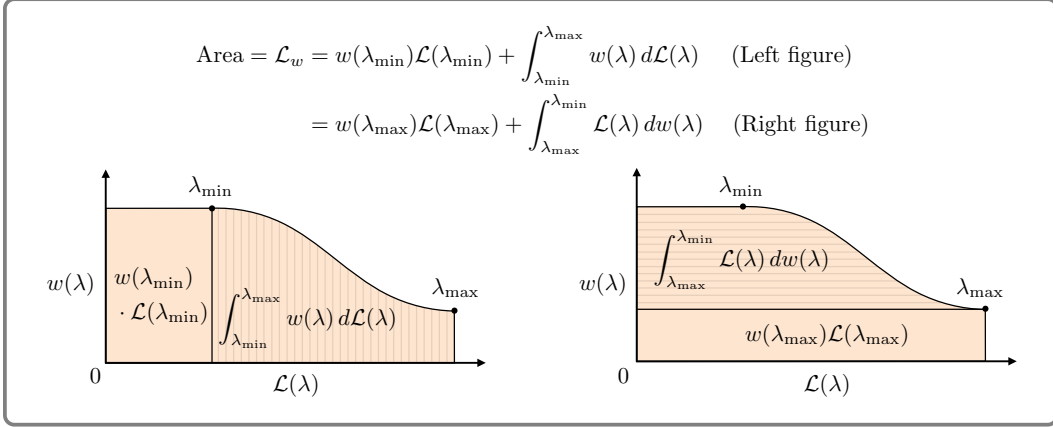


Figure 2: A visualization of our result from Section 3.4. The weighted loss \mathcal{L}_w equals the area under the curves in the left and right figures. The two figures illustrate two alternative methods for calculating the area. **Equation 7 corresponds to the left figure**, where \mathcal{L}_w is calculated as the sum of two areas: a rectangular area $w(\lambda_{\min})\mathcal{L}(\lambda_{\min})$ equal to the weighted prior loss, plus a curved area equal to the weighted loss. This area is an integral, that can be intuitively understood as a Riemann sum over many tiny rectangles going from left (λ_{\min}) to right (λ_{\max}), each with height $w(\lambda)$ and infinitesimal width $d\mathcal{L}(\lambda)$. **Equation 10 corresponds to the right figure**, where the same total area is computed as the sum of a rectangular area $w(\lambda_{\max})\mathcal{L}(\lambda_{\max})$ and an integral going upwards from λ_{\max} to λ_{\min} , with each tiny rectangle having width $\mathcal{L}(\lambda)$ and height $dw(\lambda)$. The area of each of those tiny rectangles can be understood as the ELBO at that noise level, $\mathcal{L}(\lambda)$, times the weight of the ELBO at that noise level, $dw(\lambda)$.

3.4 INTEGRATION BY PARTS

We’ve seen that diffusion losses are special cases of the weighted loss, with particular choices of weighting function $w(\lambda)$. How do various choices of $w(\lambda)$ relate to the ELBO?

Integration by parts is a basic identity, which tells us that $f(b)g(b) - \int_a^b f(t)g'(t)dt = f(a)g(a) + \int_a^b f'(t)g(t)dt$. Applying this identity to Equation 7, \mathcal{L}_w can be rewritten as:

$$\mathcal{L}_w = w(\lambda_{\max})\mathcal{L}(\lambda_{\max}) + \int_{\lambda_{\min}}^{\lambda_{\max}} -w'(\lambda)\mathcal{L}(\lambda)d\lambda \quad (10)$$

This identity is visualized in Figure 2. As we’ll see, Equation 10 allows us to better understand the role of $w(\lambda)$, by showing us that the weighted loss is a weighted integral over $\mathcal{L}(\lambda)$ terms, where the weights per noise level λ are given by $w(\lambda_{\max})$ and $-w'(\lambda)$.

From Section 3.1, minimizing $\mathcal{L}(\lambda)$ is equivalent to maximizing the ELBO of noise-perturbed data with noise level λ . Therefore, through the lens of Equation 10, the weighted loss can be understood as a weighted integral of ELBO objectives over noise-perturbed data, with weight $-w'(\lambda)$ per noise level.

3.5 NON-MONOTONIC WEIGHTING

Looking at Equation 10, we can see that the objective is to *minimize* $-w'(\lambda)\mathcal{L}(\lambda)$ for each noise level λ . However, if $-w'(\lambda)$ is negative for a certain noise level, then the objective is to *maximize* $\mathcal{L}(\lambda)$ for that noise level. Note that $\mathcal{L}(\lambda)$ is a KL divergence; and that maximization of $\mathcal{L}(\lambda)$ is equivalent to minimization of the ELBO for noise-perturbed data $\mathbf{z}_t \sim q(\mathbf{z}_t|\mathbf{x})$. This is an odd situation: we normally want to maximize, not minimize, the ELBO. Maximization of $\mathcal{L}(\lambda)$ can be avoided by using a weighting function where $-w'(\lambda)$ is non-negative for all noise levels, which is the case if $w(\lambda)$ is monotonically decreasing. Interestingly, from Figure 1 we can see that most weighting functions used in the literature are, in fact, *not* monotonically decreasing.

3.6 THE MONOTONICALLY WEIGHTED LOSS IS THE ELBO ON NOISY DATA

Now let’s use the term *monotonic weighting function* to refer to a weighting function that is a monotonically *increasing* function of the time t , which means that $w(\lambda)$ is a monotonically *decreasing* function of the log-SNR λ . With such a weighting function, we can define a probability distribution $p_w(\lambda) := -w'(\lambda)/w(\lambda_{\min})$ with support on $\lambda \in [\lambda_{\min}, \lambda_{\max}]$. The probability distribution $p_w(\lambda)$ has Dirac delta peak of (typically very small) mass $w(\lambda_{\max})$ at λ_{\max} . Using $p_w(\lambda)$, we can express the weighted loss (Equation 10) as a simple expected KL divergence, scaled by a constant factor $w(\lambda_{\min})$:

$$\mathcal{L}_w = \mathbb{E}_{p_w(\lambda)} [\mathcal{L}(\lambda)] \cdot w(\lambda_{\min}) \quad (11)$$

As explained in Section 3.1, minimizing $\mathcal{L}(\lambda)$ is equivalent to maximizing the ELBO of noise-perturbed data, with noise level λ . Therefore, with a monotonic weighting function, the weighted loss \mathcal{L}_w has an interpretation as the ELBO under data augmentation, where $p_w(\lambda)$ is the data augmentation kernel. The negative of the derivative of the weighting function, $-w'(\lambda)$, determines how much we care about each noise level.

In summary, if the weighting function is monotonic, then the weighted loss has a surprisingly simple interpretation as maximizing the ELBO under a simple form of data augmentation (noise perturbation).

4 RELATED WORK

Earlier work (Kingma et al., 2021; Song et al., 2021a; Huang et al., 2021; Vahdat et al., 2021) showed how uniform weighting corresponds to the ELBO objective, but to the best of our knowledge the presented relationship of non-uniform weighting and the ELBO is new.

The introduction and the rest of this paper discussed much of the related work, including their weighting functions. The weighted loss in Equation 11 has an interpretation as DistAug (Jun et al., 2020), a powerful method of training data distribution augmentation for generative models. In DistAug, the generate model is conditioned on the data augmentation parameter; this is true also in our case, since the the model $p(\mathbf{z}_t)$ as provided by the score network is conditioned on the noise level λ . The type of data augmentation under consideration in this paper, namely additive Gaussian noise, is a form of data distribution smoothing, which has been shown to improve sample quality in autoregressive models by Meng et al. (2021).

4.1 RELATIONSHIP BETWEEN KL DIVERGENCE AND FISHER DIVERGENCE

Interestingly, if we make the assumption that the score network encodes a conservative vector field, then the time derivative of the KL divergence equals a scaled Fisher divergence:

$$d/d\lambda D_{KL}(q(\mathbf{z}_{t,\dots,1}|\mathbf{x})||p(\mathbf{z}_{t,\dots,1})) = \frac{1}{2}\sigma_t^2 D_F(q(\mathbf{z}_t|\mathbf{x})||p(\mathbf{z}_t)) \quad (12)$$

See Appendix D for a derivation and a comparison with a similar result by Lyu (2012).

5 EXPERIMENTS

We conducted experiments to test the effectiveness of the monotonic weighting loss compared to baseline (non-monotonic) weighting functions on FID scores.

5.1 ADAPTIVE NOISE SCHEDULE

As was observed earlier in Kingma et al. (2021), from Equation 8 we can see that for a given weighting function $w(\lambda)$, the value of \mathcal{L}_w is invariant to the choice of noise schedule. During training, the choice of noise schedule determines the distribution $p(\lambda)$ used in the Monte Carlo estimator of the weighted loss, such that it still affects affects the variance of the estimator, and therefore the efficiency of optimization. In order to avoid having to hand-tune the noise schedule for different weighting functions, we implemented an adaptive noise schedule $p(\lambda)$, where $p(\lambda) \propto \mathbb{E}_{q(\mathbf{x})}[w(\lambda)\mathcal{L}'(\lambda)]$. This noise schedule ensures that loss is spread evenly over time, i.e. that $\frac{d}{dt}\mathcal{L}(\lambda)$ is approximately constant as a function of time. See Appendix F for details.

Model parameterization	Weighting function	Monotonic?	DDPM sampler	EDM sampler
			FID ↓	FID ↓
ϵ -prediction (Ho et al., 2020)	sech($\lambda/2$) (Baseline)		1.85	1.55
"	sigmoid($-\lambda + 1$)	✓	1.75	
"	sigmoid($-\lambda + 2$)	✓	1.68	1.42
"	sigmoid($-\lambda + 3$)	✓	1.73	
"	sigmoid($-\lambda + 4$)	✓	1.80	
"	sigmoid($-\lambda + 5$)	✓	1.94	
EDM (Karras et al., 2022)	EDM (Baseline)			1.36
EDM (our re-implementation)	EDM (Baseline)			1.42
"	EDM-monotonic	✓		1.44
"	sigmoid($-\lambda + 2$)	✓		1.55
\mathbf{v} -prediction (Salimans and Ho, 2022)	exp($-\lambda/2$) (Baseline)	✓		1.63
"	sigmoid($-\lambda + 2$)	✓		1.51

Table 2: ImageNet 64x64 results. See Section 5.2.

5.2 IMAGENET 64X64

All experiments on ImageNet 64x64 were done with the U-Net diffusion model architecture from (Nichol and Dhariwal, 2021).

We started with the simple ϵ -prediction loss with cosine schedule, which corresponds to a non-monotonic sech($\lambda/2$) weighting. We replaced this weighting with a monotonic weighting, specifically a sigmoidal weighting of the form sigmoid($-\lambda + k$), with $k \in \{1, 2, 3, 4, 5\}$. See Table 2 for results. We observed an improvement in FID score in all experiments except for $k = 5$, with the best FID at $k = 2$. These initial experiments were performed with the DDPM sampler from Ho et al. (2020), but FID scores improved further by switching to the EDM sampler from Karras et al. (2022), so we used the EDM sampler for all subsequent experiments.

Next, we trained models using the EDM parameterization from Karras et al. (2017), which reported the best FIDs in the literature for ImageNet 64x64. Our re-implementation could not exactly reproduce their reported FID number (1.36), but comes close (1.42). We found that replacing the non-monotonic EDM weighting with the best-performing (monotonic) sigmoidal weighting from the previous paragraph, resulted in a slightly worse FID (1.55). In addition we trained a model using a weighting function indicated with 'EDM-monotonic', which is identical to the EDM weighting, except that it is made monotonic by letting $w(\lambda) = \max_{\lambda} \tilde{w}(\lambda)$ for $\lambda < \arg \max_{\lambda} \tilde{w}(\lambda)$, where $\tilde{w}(\lambda)$ indicates the original EDM weighting function. So, 'EDM-monotonic' is identical the EDM weighting to the right of its peak, but constant left of its peak. This monotonic weighting function lead to a FID score on par with the original EDM weighting. Interestingly, we didn't get better FID scores with the EDM parameterization than with the ϵ -prediction parameterization in the previous paragraph when combined with monotonic weighting.

We also trained a \mathbf{v} -parameterization model with original weighting (exp($-\lambda/2$)) and sigmoidal weighting, and find that the sigmoidal weighting did slightly better, as can be seen in Table 2.

6 CONCLUSION

In summary, we have shown that the weighted diffusion loss, which generalizes diffusion models in the literature, has an interpretation as a weighted integral of ELBO objectives, with one ELBO per noise level. If the weighting function is monotonic, then we show that the objective has an interpretation as the ELBO objective with data augmentation, where the augmentation is noise perturbation with a distribution of noise levels.

The newfound equivalence between monotonic weighting and the ELBO with data augmentation, allows for a direct apples-to-apples comparison of diffusion models with other likelihood-based models. For instance, one can take a diffusion model optimized with a monotonically weighted loss, and then optimize an autoregressive transformer with maximum likelihood with the same type of data augmentation as the diffusion model, and directly compare the held-out losses. We leave these experiments to future work.

ACKNOWLEDGMENTS

We’d like to thank Alex Alemi and Ben Poole for fruitful discussions and feedback on an early draft.

REFERENCES

- Brian DO Anderson. Reverse-time diffusion equation models. *Stochastic Processes and their Applications*, 12(3):313–326, 1982.
- Nanxin Chen, Yu Zhang, Heiga Zen, Ron J. Weiss, Mohammad Norouzi, and William Chan. WaveGrad: Estimating Gradients for Waveform Generation. In *ICLR*, 2021a.
- Nanxin Chen, Yu Zhang, Heiga Zen, Ron J. Weiss, Mohammad Norouzi, Najim Dehak, and William Chan. WaveGrad 2: Iterative Refinement for Text-to-Speech Synthesis. In *INTERSPEECH*, 2021b.
- Prafulla Dhariwal and Alex Nichol. Diffusion models beat gans on image synthesis. In *NeurIPS*, 2022.
- Ming Ding, Zhuoyi Yang, Wenyi Hong, Wendi Zheng, Chang Zhou, Da Yin, Junyang Lin, Xu Zou, Zhou Shao, Hongxia Yang, and Jie Tang. Cogview: Mastering text-to-image generation via transformers, 2021. URL <https://arxiv.org/abs/2105.13290>.
- Jonathan Ho, Ajay Jain, and Pieter Abbeel. Denoising diffusion probabilistic models. *arXiv preprint arXiv:2006.11239*, 2020.
- Jonathan Ho, Chitwan Saharia, William Chan, David J Fleet, Mohammad Norouzi, and Tim Salimans. Cascaded diffusion models for high fidelity image generation. *JMLR*, 2022.
- Emiel Hoogeboom, Jonathan Heek, and Tim Salimans. simple diffusion: End-to-end diffusion for high resolution images. *arXiv preprint arXiv:2301.11093*, 2023.
- Chin-Wei Huang, Jae Hyun Lim, and Aaron Courville. A variational perspective on diffusion-based generative models and score matching. *arXiv preprint arXiv:2106.02808*, 2021.
- Heewoo Jun, Rewon Child, Mark Chen, John Schulman, Aditya Ramesh, Alec Radford, and Ilya Sutskever. Distribution augmentation for generative modeling. In *International Conference on Machine Learning*, pages 5006–5019. PMLR, 2020.
- Tero Karras, Timo Aila, Samuli Laine, and Jaakko Lehtinen. Progressive growing of gans for improved quality, stability, and variation. *arXiv preprint arXiv:1710.10196*, 2017.
- Tero Karras, Miika Aittala, Timo Aila, and Samuli Laine. Elucidating the design space of diffusion-based generative models. *arXiv preprint arXiv:2206.00364*, 2022.
- Diederik Kingma, Tim Salimans, Ben Poole, and Jonathan Ho. Variational diffusion models. *Advances in neural information processing systems*, 34:21696–21707, 2021.
- Diederik P Kingma and Max Welling. Auto-encoding variational Bayes. *International Conference on Learning Representations*, 2013.
- Zhifeng Kong, Wei Ping, Jiaji Huang, Kexin Zhao, and Bryan Catanzaro. DiffWave: A Versatile Diffusion Model for Audio Synthesis. In *ICLR*, 2021.
- Siwei Lyu. Interpretation and generalization of score matching. *arXiv preprint arXiv:1205.2629*, 2012.
- Chenlin Meng, Jiaming Song, Yang Song, Shengjia Zhao, and Stefano Ermon. Improved autoregressive modeling with distribution smoothing. *arXiv preprint arXiv:2103.15089*, 2021.
- Alex Nichol and Prafulla Dhariwal. Improved denoising diffusion probabilistic models. *arXiv preprint arXiv:2102.09672*, 2021.

-
- Alex Nichol, Prafulla Dhariwal, Aditya Ramesh, Pranav Shyam, Bob McGrew Pamela Mishkin, Ilya Sutskever, and Mark Chen. GLIDE: Towards Photorealistic Image Generation and Editing with Text-Guided Diffusion Models. In *arXiv:2112.10741*, 2021.
- Ben Poole, Ajay Jain, Jonathan T. Barron, and Ben Mildenhall. DreamFusion: Text-to-3D using 2D Diffusion. *arXiv*, 2022.
- Aditya Ramesh, Prafulla Dhariwal, Alex Nichol, Casey Chu, and Mark Chen. Hierarchical Text-Conditional Image Generation with CLIP Latents. In *arXiv*, 2022.
- Danilo J Rezende, Shakir Mohamed, and Daan Wierstra. Stochastic backpropagation and approximate inference in deep generative models. In *International Conference on Machine Learning*, pages 1278–1286, 2014.
- Robin Rombach, Andreas Blattmann, Dominik Lorenz, Patrick Esser, and Björn Ommer. High-resolution image synthesis with latent diffusion models. In *Proceedings of the IEEE/CVF Conference on Computer Vision and Pattern Recognition*, pages 10684–10695, 2022a.
- Robin Rombach, Andreas Blattmann, Dominik Lorenz, Patrick Esser, and Björn Ommer. High-Resolution Image Synthesis with Latent Diffusion Models. In *CVPR*, 2022b.
- Chitwan Saharia, William Chan, Huiwen Chang, Chris A. Lee, Jonathan Ho, Tim Salimans, David J. Fleet, and Mohammad Norouzi. Palette: Image-to-Image Diffusion Models. In *SIGGRAPH*, 2022a.
- Chitwan Saharia, William Chan, Saurabh Saxena, Lala Li, Jay Whang, Emily Denton, Seyed Kamyar Seyed Ghasemipour, Burcu Karagol Ayan, S. Sara Mahdavi, Rapha Gontijo Lopes, Tim Salimans, Jonathan Ho, David J Fleet, and Mohammad Norouzi. Photorealistic Text-to-Image Diffusion Models with Deep Language Understanding. In *NeurIPS*, 2022b.
- Chitwan Saharia, Jonathan Ho, William Chan, Tim Salimans, David J Fleet, and Mohammad Norouzi. Image super-resolution via iterative refinement. *IEEE Transactions on Pattern Analysis and Machine Intelligence*, 2022c.
- Tim Salimans and Jonathan Ho. Progressive distillation for fast sampling of diffusion models. *arXiv preprint arXiv:2202.00512*, 2022.
- Jascha Sohl-Dickstein, Eric Weiss, Niru Maheswaranathan, and Surya Ganguli. Deep unsupervised learning using nonequilibrium thermodynamics. In *International Conference on Machine Learning*, pages 2256–2265, 2015.
- Yang Song and Stefano Ermon. Generative modeling by estimating gradients of the data distribution. In *Advances in Neural Information Processing Systems*, pages 11895–11907, 2019.
- Yang Song, Conor Durkan, Iain Murray, and Stefano Ermon. Maximum likelihood training of score-based diffusion models. *arXiv e-prints*, pages arXiv–2101, 2021a.
- Yang Song, Jascha Sohl-Dickstein, Diederik P Kingma, Abhishek Kumar, Stefano Ermon, and Ben Poole. Score-Based Generative Modeling Through Stochastic Differential Equations. In *International Conference on Learning Representations*, 2021b.
- Arash Vahdat, Karsten Kreis, and Jan Kautz. Score-based generative modeling in latent space. *arXiv preprint arXiv:2106.05931*, 2021.
- Daniel Watson, Ricardo Chan, William Martin-Brualla, Jonathan Ho, Andrea Tagliasacchi, and Mohammad Norouzi. Novel View Synthesis with Diffusion Models. *arXiv*, 2022.
- Jay Whang, Mauricio Delbracio, Hossein Talebi, Chitwan Saharia, Alexandros G. Dimakis, and Peyman Milanfar. Deblurring via Stochastic Refinement. In *CVPR*, 2022.
- Jiahui Yu, Yuanzhong Xu, Jing Yu Koh, Thang Luong, Gunjan Baid, Zirui Wang, Vijay Vasudevan, Alexander Ku, Yinfei Yang, Burcu Karagol Ayan, Ben Hutchinson, Wei Han, Zarana Parekh, Xin Li, Han Zhang, and Yonghui Wu Jason Baldridge. Scaling Autoregressive Models for Content-Rich Text-to-Image Generation. In *arXiv:2206.10789*, 2022.

A DERIVATION OF WEIGHTING FUNCTIONS FOR PREVIOUS WORKS

The loss function used in previous works are equivalent to the weighted loss with a certain choice of noise schedule and weighting function $w(\lambda)$. In this section, we derive these weighting functions $w(\lambda)$.

A.1 THE ELBO OBJECTIVE

Just like VAEs, the original diffusion model (Sohl-Dickstein et al., 2015), and some of its descendants (Ho et al., 2020; Song et al., 2021a; Kingma et al., 2021), are optimized to maximize the variational lower bound of the marginal likelihood of the data, also called the evidence lower bound (ELBO).

The maximum likelihood objective is to find $\theta^* = \arg \max_{\theta} \mathbb{E}_{q(\mathbf{x})}[\log p(\mathbf{x})]$. The marginal log-probability $\log p(\mathbf{x})$ is intractable, but we *can* optimize the ELBO of \mathbf{x} , which in our model takes form as a sum of a reconstruction loss and a KL loss:

$$-\log p(\mathbf{x}) \leq -\text{ELBO}(\mathbf{x}) = \underbrace{\mathbb{E}_{q(\mathbf{z}_0|\mathbf{x})}[-\log p(\mathbf{x}|\mathbf{z}_0)]}_{\text{Reconstruction loss } (\approx 0)} + \underbrace{D_{KL}(q(\mathbf{z}_0, \dots, 1|\mathbf{x})||p(\mathbf{z}_0, \dots, 1))}_{=\mathcal{L}(\lambda_{\max})} \quad (13)$$

With large enough λ_{\max} , we have that \mathbf{x} can be almost perfectly reconstructed from \mathbf{z}_0 , so (assuming \mathbf{x} is discrete-valued) the reconstruction loss is approximately zero. So the ELBO approximately equals the $\mathcal{L}(\lambda_{\max})$ term (which becomes an equality if $\lambda_{\max} = \infty$).

Due to Equation 39, we can write $\mathcal{L}(\lambda_{\max})$ as an integral over time derivatives:

$$\mathcal{L}(\lambda_{\max}) = \underbrace{\mathcal{L}(\lambda_{\min})}_{\approx 0} + \int_{\lambda_{\min}}^{\lambda_{\max}} \mathcal{L}'(\lambda) d\lambda \quad (14)$$

Comparing Equation 14 with the weighted loss \mathcal{L}_w in Equation 7, we see that the ELBO objective, $\mathcal{L}(\lambda_{\max})$, is a special case of \mathcal{L}_w with weighting function:

$$w(\lambda) = 1 \quad (15)$$

From Equation 14 we can also observe that the ELBO is invariant to the noise schedule f_{λ} , as observed earlier by Kingma et al. (2021).

A.2 THE ϵ -PREDICTION LOSS (DDPM AND IDDPM) (HO ET AL. (2020))

It was found by Ho et al. (2020) that in case of discrete-time diffusion models, qualitative results were improved by dropping a certain scaling term from the ELBO, resulting in the so-called *simple loss*. This loss is given by:

$$\mathcal{L}_{\epsilon} = \mathbb{E}_{p(\lambda), \epsilon \sim \mathcal{N}(0, \mathbf{I})} [\|\epsilon - \hat{\epsilon}_{\theta}(\mathbf{z}_{\lambda}; \lambda)\|_2^2]. \quad (16)$$

Since this loss resulted in better-looking samples, Ho et al. (2020) and most of the follow-up work on diffusion models use this simple loss as their objective. The simple loss yields decent results, but lacks a strong theoretical motivation.

Comparing Equation 16 with Equation 9 and Equation 6, and ignoring the constant prior term and the constant factor 1/2, we can see that the simple loss is a special case of the weighted loss where the weighting function equals to the PDF over λ determined by the noise schedule:

$$w(\lambda) = p(\lambda). \quad (17)$$

So, we can understand the simple loss as the weighted loss with an implicit weighting function $w(\lambda)$ that equals the training noise schedule $p(\lambda)$. See Section E.3 for the expression of $p(\lambda)$ for various noise schedules.

Initial work used the 'linear' schedule (introduced by DDPM, Ho et al. (2020)), but newer work has turned towards the 'cosine' schedule (introduced by IDDPM, Nichol and Dhariwal (2021)) due to better empirical results. Note the weighting is only important up proportionality, since any constant factors only scale the objective by a constant, which doesn't change the optima and only changes the gradients by a constant. In case of the often-used cosine schedule, the weighting function is then:

$$w(\lambda) = \text{sech}(\lambda/2) \quad (18)$$

A.3 'ELUCIDATING DIFFUSION MODELS' (EDM) KARRAS ET AL. (2022)

Karras et al. (2022) proposes the following training objective:

$$\mathcal{L}_{\text{edm}} = \mathbb{E}_{\tilde{\sigma} \sim p(\tilde{\sigma}), \epsilon \sim \mathcal{N}(0, \mathbf{I})} [\tilde{w}(\tilde{\sigma}) \|\mathbf{x} - \hat{\mathbf{x}}_{\theta}(\mathbf{z}_{\tilde{\sigma}}; \tilde{\sigma})\|_2^2], \quad (19)$$

where $p(\tilde{\sigma})$ and $\tilde{w}(\tilde{\sigma})$ are defined as:

$$p(\log \tilde{\sigma}) = \mathcal{N}(\log \tilde{\sigma}; P_{\text{mean}}, P_{\text{std}}^2), \quad (20)$$

$$\tilde{w}(\tilde{\sigma}) = (\tilde{\sigma}^2 + \tilde{\sigma}_{\text{data}}^2) / (\tilde{\sigma}^2 \cdot \tilde{\sigma}_{\text{data}}^2), \quad (21)$$

where $\tilde{\sigma}$ is equivalent to the standard deviation of noise added to the clean sample \mathbf{x} in the VP SDE case, so $\tilde{\sigma}^2 = e^{-\lambda}$. Karras et al. (2022) used hyperparameters $P_{\text{mean}} = -1.2$, $P_{\text{std}} = 1.2$ and $\tilde{\sigma}_{\text{data}} = 0.5$.

This can be rewritten in terms of $\lambda = -2 \log \tilde{\sigma}$ as:

$$\mathcal{L}_{\text{edm}} = \mathbb{E}_{p(\lambda), \epsilon \sim \mathcal{N}(0, \mathbf{I})} [\tilde{w}(\lambda) \|\mathbf{x} - \hat{\mathbf{x}}_{\theta}(\mathbf{z}_{\lambda}; \lambda)\|_2^2], \quad (22)$$

where $p(\lambda)$ and $\tilde{w}(\lambda)$ are defined as

$$p(\lambda) = \mathcal{N}(\lambda; 2.4, 2.4^2), \quad (23)$$

$$\tilde{w}(\lambda) = (e^{-\lambda} + 0.5^2) / (e^{-\lambda} \cdot 0.5^2), \quad (24)$$

Comparing Equation 24 with the weighted loss in Equation 7 expressed in terms of \mathbf{x} -prediction parameterization (Section E.2), we see that (ignoring the constant prior term and constant scaling factor 1/2) the EDM objective is a special case of the weighted loss with weighting function:

$$w(\lambda) = p(\lambda) e^{-\lambda} \cdot \tilde{w}(\lambda) \quad (25)$$

$$= p(\lambda) (e^{-\lambda} + 0.5^2) / 0.5^2. \quad (26)$$

where the division by $\tilde{\sigma}_{\text{data}}^2$ can be ignored since it's constant. This leads to:

$$w(\lambda) = \mathcal{N}(\lambda; 2.4, 2.4^2) (e^{-\lambda} + 0.5^2) \quad (27)$$

A.4 THE \mathbf{v} -PREDICTION LOSS / 'SNR+1'-WEIGHTING (SALIMANS AND HO, 2022)

Salimans and Ho (2022) introduced the \mathbf{v} -parameterization, with a \mathbf{v} -prediction model $\hat{\mathbf{v}}$, where:

$$\mathbf{v} := \alpha_{\lambda} \epsilon - \sigma_{\lambda} \mathbf{x} \quad (28)$$

$$\hat{\mathbf{v}} := \alpha_{\lambda} \hat{\epsilon} - \sigma_{\lambda} \hat{\mathbf{x}} \quad (29)$$

Note that $\hat{\epsilon} = (\mathbf{z}_{\lambda} - \alpha_{\lambda} \hat{\mathbf{x}}) / \sigma_{\lambda}$. For our general family, this implies:

$$\|\mathbf{v} - \hat{\mathbf{v}}\|_2^2 = \sigma_t^2 (e^{\lambda} + 1)^2 \|\mathbf{x} - \hat{\mathbf{x}}\|_2^2 \quad (30)$$

$$= \alpha_t^2 (e^{-\lambda} + 1)^2 \|\epsilon - \hat{\epsilon}\|_2^2 \quad (31)$$

In the special case of the variance preserving (VP) SDE, this simplifies to:

$$\|\mathbf{v} - \hat{\mathbf{v}}\|_2^2 = (e^{\lambda} + 1) \|\mathbf{x} - \hat{\mathbf{x}}\|_2^2 \quad (32)$$

$$= (e^{-\lambda} + 1) \|\epsilon - \hat{\epsilon}\|_2^2. \quad (33)$$

Since the ϵ -prediction loss corresponds to minimizing the weighted loss with $w(\lambda) = p(\lambda)$ (see Section A.2), the \mathbf{v} -prediction loss corresponds to minimizing the weighted loss with $w(\lambda) = (e^{-\lambda} + 1)p(\lambda)$.

Note that Salimans and Ho (2022) view the loss from the \mathbf{x} -prediction viewpoint, instead of our ELBO viewpoint; so in their view, minimizing simply $\|\mathbf{x} - \hat{\mathbf{x}}\|_2$ means no weighting. Note that e^{λ} is the signal-to-noise ratio (SNR). Since $\|\epsilon - \hat{\epsilon}\|_2^2 = e^{\lambda} \|\mathbf{x} - \hat{\mathbf{x}}\|_2^2$, they call the simple loss 'SNR weighting', and since $\|\mathbf{v} - \hat{\mathbf{v}}\|_2^2 = (e^{\lambda} + 1) \|\mathbf{x} - \hat{\mathbf{x}}\|_2^2$, they call this 'SNR+1'-weighting.

Salimans and Ho (2022) propose to use optimize a VP SDE with a cosine schedule $p(\lambda) = \text{sech}(\lambda/2) / (2\pi) = 1 / (2\pi \cosh(-\lambda/2))$ and the \mathbf{v} -prediction loss: $\mathbb{E}[\|\mathbf{v} - \hat{\mathbf{v}}\|_2^2]$. This corresponds to minimizing the weighted loss with:

$$w(\lambda) = (e^{-\lambda} + 1)p(\lambda) \quad (34)$$

$$= (e^{-\lambda} + 1) / (2\pi \cosh(-\lambda/2)) \quad (35)$$

$$= \pi e^{-\lambda/2} \quad (36)$$

where the factor π can be ignored since it's constant, so we can equivalently use $w(\lambda) = e^{-\lambda/2}$.

A.4.1 WITH SHIFTED COSINE SCHEDULE

(Hoogeboom et al., 2023) extended the cosine schedule to a shifted version: $p(\lambda) = \text{sech}(\lambda/2 - s)/(2\pi)$, where $s = \log(64/d)$, where 64 is the base resolution and d is the model resolution (e.g. 128, 256, 512, etc.). In this case the weighting is:

$$w(\lambda) = (e^{-\lambda} + 1)p(\lambda) \quad (37)$$

$$= (2/\pi)e^{-s}e^{-\lambda/2} \quad (38)$$

Since $(2/\pi)e^{-s}$ is constant w.r.t λ , the weighting is equivalent to the weighting for the unshifted cosine schedule.

B INVARIANCE OF $\mathcal{L}(\lambda)$ TO THE NOISE SCHEDULE

The fundamental rule of calculus tells us that $\int_a^b f'(x) dx = f(b) - f(a)$, so $\int_{\lambda_{\min}}^{\lambda} \mathcal{L}'(\tilde{\lambda}) d\tilde{\lambda} = \mathcal{L}(\lambda) - \mathcal{L}(\lambda_{\min})$. With small enough λ_{\min} , $\mathcal{L}(\lambda_{\min}) = D_{KL}(q(\mathbf{z}_1|\mathbf{x})||p(\mathbf{z}_1)) \approx 0$. We can write $\mathcal{L}(\lambda)$ as an integral over time derivatives:

$$\mathcal{L}(\lambda) = \underbrace{\mathcal{L}(\lambda_{\min})}_{\approx 0} + \int_{\lambda_{\min}}^{\lambda} \mathcal{L}'(\tilde{\lambda}) d\tilde{\lambda} \quad (39)$$

Note that the time variable t does not show up in Equation 39, nor in the value of the time derivative in $\mathcal{L}'(\lambda)$ (Appendix C and Equation 48). Given the value of λ , the value of the time $t = f_{\lambda}^{-1}(\lambda)$ is simply irrelevant for the value of $\mathcal{L}(\lambda)$. Therefore, we say that the KL divergence $\mathcal{L}(\lambda)$ is invariant to the noise schedule f_{λ}^{-1} .

C APPENDIX: TIME DERIVATIVE OF $\mathcal{L}(\lambda)$

Let's define:

$$\mathcal{L}_t := D_{KL}(q(\mathbf{z}_{t,\dots,1}|\mathbf{x})||p(\mathbf{z}_{t,\dots,1})) \quad (40)$$

Let dt denote an infinitesimal change in time. Note that \mathcal{L}_t can be decomposed as the sum of a KL divergence and an expected KL divergence:

$$\mathcal{L}_{t-dt} = \mathcal{L}_t + \mathbb{E}_{q(\mathbf{z}_t|\mathbf{x})}[D_{KL}(q(\mathbf{z}_{t-dt}|\mathbf{z}_t, \mathbf{x})||p(\mathbf{z}_{t-dt}|\mathbf{z}_t))] \quad (41)$$

Due to this identity, the time derivative $d/dt \mathcal{L}_t$ can be expressed as:

$$\frac{d}{dt} \mathcal{L}_t = \frac{1}{dt} (\mathcal{L}_t - \mathcal{L}_{t-dt}) \quad (42)$$

$$= -\frac{1}{dt} \mathbb{E}_{q(\mathbf{z}_t|\mathbf{x})}[D_{KL}(q(\mathbf{z}_{t-dt}|\mathbf{z}_t, \mathbf{x})||p(\mathbf{z}_{t-dt}|\mathbf{z}_t))] \quad (43)$$

In Appendix E of (Kingma et al., 2021), it is shown that in our model, this equals:

$$\frac{d}{dt} \mathcal{L}_t = -\frac{1}{2} \frac{SNR(t-dt) - SNR(t)}{dt} \|\mathbf{x} - \hat{\mathbf{x}}_{\theta}(\mathbf{z}_t; \lambda_t)\|_2^2 \quad (44)$$

$$= \frac{1}{2} SNR'(t) \|\mathbf{x} - \hat{\mathbf{x}}_{\theta}(\mathbf{z}_t; \lambda_t)\|_2^2 \quad (45)$$

where $\mathbf{z}_t = \alpha_t \mathbf{x} + \sigma_t \epsilon$, and $SNR(t) := \exp(\lambda)$ in our model, and $SNR'(t) = d/dt SNR(t) = e^{\lambda} d\lambda/dt$, so in terms of our definition of λ , this is:

$$\frac{d}{dt} \mathcal{L}_t = \frac{1}{2} e^{\lambda} \frac{d\lambda}{dt} \mathbb{E}_{\epsilon \sim \mathcal{N}(0, \mathbf{I})} [\|\mathbf{x} - \hat{\mathbf{x}}_{\theta}(\mathbf{z}_t; \lambda_t)\|_2^2] \quad (46)$$

In terms of ϵ -prediction (see Section E.2), because $\|\epsilon - \hat{\epsilon}_{\theta}\|_2^2 = e^{\lambda} \|\mathbf{x} - \hat{\mathbf{x}}_{\theta}\|_2^2$ this simplifies to:

$$\frac{d}{dt} \mathcal{L}_t = \frac{1}{2} \frac{d\lambda}{dt} \mathbb{E}_{\epsilon \sim \mathcal{N}(0, \mathbf{I})} [\|\epsilon - \hat{\epsilon}_{\theta}(\mathbf{z}_t; \lambda_t)\|_2^2] \quad (47)$$

After a change of variables from t to λ , and multiplying both sides of Equation 47 with $dt/d\lambda$, this results in a remarkably simple equation:

$$\frac{d}{d\lambda} \mathcal{L}(\lambda) = \frac{1}{2} \mathbb{E}_{\epsilon \sim \mathcal{N}(0, \mathbf{I})} [\|\epsilon - \hat{\epsilon}_{\theta}(\mathbf{z}_{\lambda}; \lambda)\|_2^2] \quad (48)$$

where $\mathbf{z}_{\lambda} = \alpha_{\lambda} \mathbf{x} + \sigma_{\lambda} \epsilon$. This can be easily translated to other parameterizations; see E.2.

D RELATIONSHIP BETWEEN THE KL DIVERGENCE AND FISHER DIVERGENCE

We'll use the following definition of the Fisher divergence (Lyu, 2012):

$$D_F(q(\mathbf{x})||p(\mathbf{x})) := \mathbb{E}_q(\mathbf{x})[\|\nabla_{\mathbf{x}} \log q(\mathbf{x}) - \nabla_{\mathbf{x}} \log p(\mathbf{x})\|_2^2] \quad (49)$$

Theorem 1. *Assume a model in the family specified in Section 2, and assume the score network encodes a conservative vector field: $\mathbf{s}_\theta(\mathbf{z}_t, t) = \nabla_{\mathbf{z}_t} \log p(\mathbf{z}_t)$ (not assumed by the other theorems). Then:*

$$\frac{d}{d\lambda} D_{KL}(q(\mathbf{z}_t, \dots, 1|\mathbf{x})||p(\mathbf{z}_t, \dots, 1)) = \frac{1}{2} \sigma_t^2 D_F(q(\mathbf{z}_t|\mathbf{x})||p(\mathbf{z}_t)) \quad (50)$$

Proof of Theorem 1. Note that (see Equation 75):

$$\nabla_{\mathbf{z}_t} \log q(\mathbf{z}_t|\mathbf{x}) = -\epsilon/\sigma_t \quad (51)$$

And assume the score network encodes a conservative vector field:

$$\nabla_{\mathbf{z}_t} \log p(\mathbf{z}_t) = \mathbf{s}_\theta(\mathbf{z}_t, t) = -\hat{\epsilon}_\theta(\mathbf{z}_t; t)/\sigma_t \quad (52)$$

So the time derivative of Equation 47 can be expressed as:

$$\frac{d}{d\lambda} \mathcal{L}(\lambda) = \frac{1}{2} \sigma_t^2 \mathbb{E}_{q(\mathbf{z}_t|\mathbf{x})} [\|\nabla_{\mathbf{z}_t} \log q(\mathbf{z}_t|\mathbf{x}) - \nabla_{\mathbf{z}_t} \log p(\mathbf{z}_t)\|_2^2] \quad (53)$$

Equation 50 follows from the definitions of $\mathcal{L}(\lambda)$ and the Fisher divergence. \square

D.1 COMPARISON WITH THEOREM 1 BY LYU (2012)

Lyu (2012) prove a similar result in their Theorem 1. We'll translate their result into our notation. In particular, let the forward process be as in our family, such that $q(\mathbf{z}_t|\mathbf{x}) = \mathcal{N}(\mathbf{z}_t; \alpha_t \mathbf{x}, \sigma_t^2 \mathbf{I})$. The marginal (data) distribution is $q(\mathbf{x})$, such that $q(\mathbf{z}_t) = \int q(\mathbf{z}_t|\mathbf{x})q(\mathbf{x})d\mathbf{x}$. Similarly, let the generative model have a marginal $p(\mathbf{x})$, and $p(\mathbf{z}_t) = \int p(\mathbf{z}_t|\mathbf{x})p(\mathbf{x})d\mathbf{x}$. So far the assumptions are the same in our family.

They assume that $q(\mathbf{z}_t|\mathbf{x}) = \mathcal{N}(\mathbf{z}_t, \mathbf{x}, t)$, which corresponds to a variance exploding (VE) diffusion process, with $t = \sigma_\lambda^2$, so $\lambda = -\log(t)$. Importantly, they make the assumption that $p(\mathbf{z}_t|\mathbf{x}) = q(\mathbf{z}_t|\mathbf{x})$, i.e. that the forward process for p equals the forward process for q . Given these assumptions, Lyu (2012) show that:

$$\frac{d}{dt} D_{KL}(q(\mathbf{z}_t)||p(\mathbf{z}_t)) = -\frac{1}{2} D_F(q(\mathbf{z}_t)||p(\mathbf{z}_t)) \quad (54)$$

Which, given the noise schedule $\lambda = -\log(t)$, can be rewritten as:

$$\frac{d}{d\lambda} D_{KL}(q(\mathbf{z}_t)||p(\mathbf{z}_t)) = \frac{1}{2} \sigma_t^2 D_F(q(\mathbf{z}_t)||p(\mathbf{z}_t)) \quad (55)$$

which looks a lot like our Equation 50. One difference are that in Equation 50, the left-hand-side distributions are joint distributions, and q conditions on \mathbf{x} , while Equation 55 is about the unconditional q . Another key difference is that for Equation 50 we need fewer assumptions: most importantly, we do not make the assumption that $p(\mathbf{z}_t|\mathbf{x}) = q(\mathbf{z}_t|\mathbf{x})$, since this assumption does *not* hold for the family of diffusion models we consider. Before or during optimization, $p(\mathbf{z}_t|\mathbf{x})$ might be very far from $q(\mathbf{z}_t|\mathbf{x})$. After optimization, $p(\mathbf{z}_t|\mathbf{x})$ might be close to $q(\mathbf{z}_t|\mathbf{x})$, but we still can't assume they're equal. In addition, we're mostly interested in the properties of the loss function during optimization, since that's when we're using our loss for optimization. We for this reason, our Theorem 1 is a lot more relevant for optimization.

E USEFUL EQUATIONS

E.1 SDES

For derivations of diffusion SDEs, see Appendix B of (Song et al., 2021b). Their $\beta(t)$ equals $\frac{d}{dt} \log(1 + e^{-\lambda t})$ in our formulation, and their $\int_0^t \beta(s)ds$ equals $\log(1 + e^{-\lambda t})$, where they assume that $\lambda \rightarrow \infty$ at $t = 0$.

E.1.1 VARIANCE-PRESERVING (VP) SDE

A common choice is the variance-preserving (VP) SDE, which generalizes denoising diffusion models (Ho et al., 2020) to continuous time (Song et al., 2021b; Kingma et al., 2021). In the VP case:

$$\mathbf{f}(\mathbf{z}, t) = -\frac{1}{2} \left(\frac{d}{dt} \log(1 + e^{-\lambda t}) \right) \mathbf{z} \quad (56)$$

$$g(t)^2 = \frac{d}{dt} \log(1 + e^{-\lambda t}) \quad (57)$$

$$\alpha_\lambda^2 = \text{sigmoid}(\lambda) \quad (58)$$

$$\sigma_\lambda^2 = \text{sigmoid}(-\lambda) \quad (59)$$

$$p(\mathbf{z}_1) = \mathcal{N}(0, \mathbf{I}) \quad (60)$$

E.1.2 VARIANCE-EXPLODING (VE) SDE

Another common choice of the variance-exploding (VE) SDE. In the VE case:

$$\mathbf{f}(\mathbf{z}, t) = 0 \quad (61)$$

$$g(t)^2 = \frac{d}{dt} \log(1 + e^{-\lambda t}) \quad (62)$$

$$\alpha_\lambda^2 = 1 \quad (63)$$

$$\sigma_\lambda^2 = e^{-\lambda} \quad (64)$$

$$p(\mathbf{z}_1) = \mathcal{N}(0, e^{-\lambda_{\min}} \mathbf{I}) \quad (65)$$

E.2 POSSIBLE PARAMETERIZATIONS OF THE SCORE NETWORK

There are various ways of parameterizing the score network:

$$\mathbf{s}_\theta(\mathbf{z}; \lambda) = -\nabla_{\mathbf{z}} E_\theta(\mathbf{z}, \lambda) \quad (\text{With the gradient of an energy-based model}) \quad (66)$$

$$= -\hat{\boldsymbol{\epsilon}}_\theta(\mathbf{z}; \lambda) / \sigma_\lambda \quad (\text{With a noise prediction model}) \quad (67)$$

$$= -\sigma_\lambda^{-2} (\mathbf{z} - \alpha_\lambda \hat{\mathbf{x}}_\theta(\mathbf{z}; \lambda)) \quad (\text{With a data prediction model}) \quad (68)$$

We can let a neural network output any of $\mathbf{s}_\theta(\mathbf{z}_\lambda; \lambda)$, $\hat{\boldsymbol{\epsilon}}_\theta$ or $\hat{\mathbf{x}}_\theta$, and we can convert the variables to each other using the equalities above.

The chosen relationship between \mathbf{z}_λ , $\hat{\mathbf{x}}$, $\hat{\boldsymbol{\epsilon}}$ and $\mathbf{s}_\theta(\mathbf{z}_\lambda; \lambda)$ above, are due to the following relationships between \mathbf{z}_λ , \mathbf{x} and $\boldsymbol{\epsilon}$:

$$\mathbf{z}_\lambda = \alpha_\lambda \mathbf{x} + \sigma_\lambda \boldsymbol{\epsilon} \quad (69)$$

$$\mathbf{x} = \alpha_\lambda^{-1} (\mathbf{z}_\lambda - \sigma_\lambda \boldsymbol{\epsilon}) \quad (70)$$

$$\boldsymbol{\epsilon} = \sigma_\lambda^{-1} (\mathbf{z}_\lambda - \alpha_\lambda \mathbf{x}) \quad (71)$$

And:

$$\nabla_{\mathbf{z}_\lambda} \log q(\mathbf{z}_\lambda | \mathbf{x}) = \nabla_{\mathbf{z}_\lambda} - \|\mathbf{z}_\lambda - \alpha_\lambda \mathbf{x}\|_2^2 / (2\sigma_\lambda^2) \quad (72)$$

$$= -\sigma_\lambda^{-2} (\mathbf{z}_\lambda - \alpha_\lambda \mathbf{x}) \quad (73)$$

$$= -\sigma_\lambda^{-2} (\alpha_\lambda \mathbf{x} + \sigma_\lambda \boldsymbol{\epsilon} - \alpha_\lambda \mathbf{x}) \quad (74)$$

$$= -\boldsymbol{\epsilon} / \sigma_\lambda \quad (75)$$

In addition, there's the v-prediction parameterization ($\mathbf{v} := \alpha_\lambda \boldsymbol{\epsilon} - \sigma_\lambda \mathbf{x}$) explained in A.4.

Karras et al. (2022) proposed a specific \mathbf{F} -parameterization, with an \mathbf{F} -prediction model $\hat{\mathbf{F}}_\theta$. In the special case of variance explosion (VE) SDE, it is formulated as:

$$\mathbf{x} = \frac{\tilde{\sigma}_{\text{data}}^2}{e^{-\lambda} + \tilde{\sigma}_{\text{data}}^2} \mathbf{z}_\lambda + \frac{e^{-\lambda/2} \tilde{\sigma}_{\text{data}}}{\sqrt{e^{-\lambda} + \tilde{\sigma}_{\text{data}}^2}} \mathbf{F} \quad (76)$$

where $\tilde{\sigma}_{\text{data}} = 0.5$. Generalizing this to our more general family with arbitrary drift, this corresponds to:

$$\mathbf{x} = \frac{\tilde{\sigma}_{\text{data}}^2 \alpha_\lambda}{e^{-\lambda} + \tilde{\sigma}_{\text{data}}^2} \mathbf{z}_\lambda + \frac{e^{-\lambda/2} \tilde{\sigma}_{\text{data}}}{\sqrt{e^{-\lambda} + \tilde{\sigma}_{\text{data}}^2}} \mathbf{F} \quad (77)$$

So that we have:

$$\mathbf{F} = \frac{\sqrt{e^{-\lambda} + \tilde{\sigma}_{\text{data}}^2}}{e^{-\lambda/2} \tilde{\sigma}_{\text{data}}} \mathbf{x} - \frac{\tilde{\sigma}_{\text{data}} \alpha_\lambda}{e^{-\lambda/2} \sqrt{e^{-\lambda} + \tilde{\sigma}_{\text{data}}^2}} \mathbf{z}_\lambda \quad (78)$$

$$= -\frac{\sqrt{e^{-\lambda} + \tilde{\sigma}_{\text{data}}^2}}{\tilde{\sigma}_{\text{data}}} \boldsymbol{\epsilon} + \frac{e^{\lambda/2} (e^{-\lambda} + \tilde{\sigma}_{\text{data}}^2 - \tilde{\sigma}_{\text{data}}^2 \alpha_\lambda^2)}{\sqrt{e^{-\lambda} + \tilde{\sigma}_{\text{data}}^2} \tilde{\sigma}_{\text{data}} \alpha_\lambda} \mathbf{z}_\lambda \quad (79)$$

In summary, given these different parameterizations, the ϵ -prediction loss can be written in terms of other parameterizations as follows:

$$\|\boldsymbol{\epsilon} - \hat{\boldsymbol{\epsilon}}_\theta\|_2^2 = e^\lambda \|\mathbf{x} - \hat{\mathbf{x}}_\theta\|_2^2 \quad (\epsilon\text{-prediction and } \mathbf{x}\text{-prediction error}) \quad (80)$$

$$= \sigma_\lambda^2 \|\nabla_{\mathbf{z}_\lambda} \log q(\mathbf{z}_\lambda | \mathbf{x}) - \mathbf{s}_\theta\|_2^2 \quad (\text{score prediction}) \quad (81)$$

$$= \alpha_\lambda^{-2} (e^{-\lambda} + 1)^{-2} \|\mathbf{v} - \hat{\mathbf{v}}_\theta\|_2^2 \quad (\mathbf{v}\text{-prediction, general}) \quad (82)$$

$$= (e^{-\lambda} + 1)^{-1} \|\mathbf{v} - \hat{\mathbf{v}}_\theta\|_2^2 \quad (\mathbf{v}\text{-prediction with VP SDE}) \quad (83)$$

$$= (e^{-\lambda} / \tilde{\sigma}_{\text{data}}^2 + 1)^{-1} \|\mathbf{F} - \hat{\mathbf{F}}_\theta\|_2^2 \quad (\mathbf{F}\text{-prediction}) \quad (84)$$

Interestingly, if we set $\tilde{\sigma}_{\text{data}}^2 = 1$, the training objectives of \mathbf{F} -prediction and \mathbf{v} -prediction are the same.

E.3 NOISE SCHEDULES

Below we provide some popular noise schedules: cosine (Nichol and Dhariwal, 2021), shifted cosine (Hoogetboom et al., 2023), and EDM (Karras et al., 2022). We do not list the 'linear' schedule by (Ho et al., 2020), $f_\lambda(t) = -\log(e^{t^2} - 1)$ which has fallen out of favor due to consistently worse results.

Note that these are the noise schedules *before* truncation. The truncation procedure is given in E.3.1.

Noise schedule name	$\lambda = f_\lambda(t) = \dots$	$t = f_\lambda^{-1}(\lambda) = \dots$	$p(\lambda) = -\frac{d}{d\lambda} f_\lambda^{-1}(\lambda) = \dots$
Cosine	$-2 \log(\tan(\pi t/2))$	$(2/\pi) \arctan(e^{-\lambda/2})$	$\text{sech}(\lambda/2)/(2\pi)$
Shifted cosine	$-2 \log(\tan(\pi t/2)) + 2s$	$(2/\pi) \arctan(e^{-\lambda/2-s})$	$\text{sech}(\lambda/2 - s)/(2\pi)$
EDM (training)	$-F_{\mathcal{N}}^{-1}(t; 2.4, 2.4^2)$	$F_{\mathcal{N}}(-\lambda; 2.4, 2.4^2)$	$\mathcal{N}(\lambda; 2.4, 2.4^2)$
EDM (sampling)	$\frac{-2\rho \log(\frac{\sigma_{\max}^{1/\rho}}{\sigma_{\min}^{1/\rho} - \sigma_{\max}^{1/\rho}})}{+(1-t)(\sigma_{\min}^{1/\rho} - \sigma_{\max}^{1/\rho})}$	$1 - \frac{e^{-\lambda/(2\rho)} - \frac{\sigma_{\max}^{1/\rho}}{\sigma_{\min}^{1/\rho}}}{\sigma_{\min}^{1/\rho} - \sigma_{\max}^{1/\rho}}$	$\frac{e^{-\lambda/(2\rho)}}{2\rho(\sigma_{\max}^{1/\rho} - \sigma_{\min}^{1/\rho})}$

Where:

- In the shifted cosine schedule, $s = \log(64/d)$, where 64 is the base resolution and d is the used resolution (e.g. 128, 256, 512, etc.).
- In the EDM training schedule, the function $F_{\mathcal{N}}(\lambda; \mu, \sigma^2)$ is the Normal distribution CDF, and $\mathcal{N}(\lambda; \mu, \sigma^2)$ is its PDF.
- In the EDM sampling schedule, $\rho = 7$, $\sigma_{\min} = 0.002$, $\sigma_{\max} = 80$. The density function $p(\lambda)$ in the table has support $\lambda \in [-\log \sigma_{\max}^2, -\log \sigma_{\min}^2]$. Outside this range, $p(\lambda) = 0$.

E.3.1 TRUNCATION

The noise schedules above are truncated, resulting in a noise schedule $\tilde{f}_\lambda(0)$ whose endpoints have desired values $[\tilde{f}_\lambda(0), \tilde{f}_\lambda(1)] = [\lambda_{\max}, \lambda_{\min}]$:

$$\tilde{f}_\lambda(t) := f_\lambda(t_0 + (t_1 - t_0)t) \quad (85)$$

$$\text{where: } t_0 := f_\lambda^{-1}(\lambda_{\max}) \quad (86)$$

$$t_1 := f_\lambda^{-1}(\lambda_{\min}) \quad (87)$$

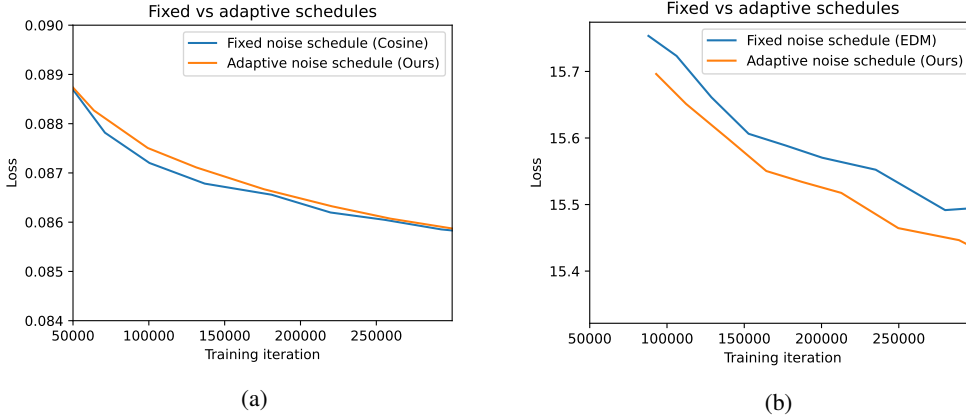


Figure 3: Our proposed adaptive noise schedule (Section 5.1) allows us to free change the weighting function without needing to handtune a corresponding noise schedule. For some models it lead to slightly worse convergence speed (left) compared to a static noise schedule, probably because the noise schedule was already well-tuned for the weighting function, while in other cases it led to faster convergence (right). The adaptive noise schedule did not significantly affect the end result, but it did allow us to more freely experiment with weighting functions.

Its inverse is:

$$\tilde{f}_\lambda^{-1}(\lambda) = (f_\lambda^{-1}(\lambda) - t_0)/(t_1 - t_0) \quad (88)$$

And the corresponding probability density:

$$\text{if } \lambda_{\min} \leq \lambda \leq \lambda_{\max} : \tilde{p}(\lambda) = -\frac{d}{d\lambda} \tilde{f}_\lambda^{-1}(\lambda) = -\frac{d}{d\lambda} f_\lambda^{-1}(\lambda)/(t_1 - t_0) = p(\lambda)/(t_1 - t_0) \quad (89)$$

$$\text{else: } \tilde{p}(\lambda) = 0 \quad (90)$$

E.4 SAMPLING

Recent diffusion models have used increasingly sophisticated samplers. As an alternative to solving the SDE, (Song et al., 2021b) showed that sampling from the model can alternatively be done by solving the following *probability flow* ODE:

$$dz = [\mathbf{f}(\mathbf{z}, t) - \frac{1}{2}g(t)^2 \mathbf{s}_\theta(\mathbf{z}; \lambda)]dt \quad (91)$$

which, under the assumption that \mathbf{s}_θ is a conservative vector field, will result in the same marginals $p(\mathbf{z}_t)$ as the SDE of Equation 3 for every $t \in [0, 1]$, and therefore also the same marginal $p(\mathbf{x})$.

Note that due to the continuous-time nature of the model, any sampling method is necessarily approximate, with the discretization error depending on various factors including the choice of noise schedule. For sampling we can therefore typically use a different noise schedule f_λ for sampling than for training, and we can change the SDE drift term; as long as we appropriately rescale the input to the score network, this would still result in correct samples.

F ADAPTIVE NOISE SCHEDULE

We implemented an adaptive noise schedule $p(\lambda)$, where:

$$p(\lambda) \propto \mathbb{E}_{q(\mathbf{x})}[w(\lambda)\mathcal{L}'(\lambda)] \quad (92)$$

This noise schedule ensures that loss is spread evenly over time, i.e. that $\frac{d}{dt}\mathcal{L}(\lambda)$ is approximately constant as a function of time. In practice we approximate this by dividing the range $[\lambda_{\min}, \lambda_{\max}]$ into 100 evenly spaced bins, and during training keep an exponential moving average (EMA) of $w(\lambda)\mathcal{L}'(\lambda)$ within each bin. From these EMAs we construct a piecewise linear function $f_\lambda^{-1}(t)$ such

that Equation 92 is approximately satisfied. The EMAs and corresponding noise schedule $p(\lambda)$ are updated at each training iteration.

In experiments we measure the effect of changing the fixed noise schedule of existing modules with an adaptive schedule. We found that this lead to approximately equal FID scores. In half of the experiments, optimization was approximately as fast as with the original noise schedule, while in the other half the adaptive noise schedule lead to faster optimization (see Figure 3). The end results were not significantly altered.