

Diffusing Graph Attention

Daniel Glickman¹ Eran Yahav²

March 2, 2023

ABSTRACT

The dominant paradigm for machine learning on graphs uses Message Passing Graph Neural Networks (MP-GNNs), in which node representations are updated by aggregating information in their local neighborhood. Recently, there have been increasingly more attempts to adapt the Transformer architecture to graphs in an effort to solve some known limitations of MP-GNN. A challenging aspect of designing Graph Transformers is integrating the arbitrary graph structure into the architecture. We propose *Graph Diffuser* (GD) to address this challenge. GD learns to extract structural and positional relationships between distant nodes in the graph, which it then uses to direct the Transformer’s attention and node representation. We demonstrate that existing GNNs and Graph Transformers struggle to capture long-range interactions and how Graph Diffuser does so while admitting intuitive visualizations. Experiments on eight benchmarks show Graph Diffuser to be a highly competitive model, outperforming the state-of-the-art in a diverse set of domains.

1 INTRODUCTION

Graph Neural Networks have seen increasing popularity as a versatile tool for graph representation learning, with applications in a wide variety of domains such as protein design (e.g., Ingraham et al. (2019)) and drug development (e.g., Gaudelot et al. (2020)). The majority of Graph Neural Networks (GNNs) operate by stacking multiple local message passing layers Gilmer et al. (2017), in which nodes update their representation by aggregating information from their immediate neighbors Li et al. (2016); Kipf & Welling (2017); Hamilton et al. (2017); Veličković et al. (2018); Wu et al. (2019a); Xu et al. (2019b).

In recent years, several limitations of GNNs have been observed by the community. These include under-reaching Barceló et al. (2020), over-smoothing Wu et al. (2020) and over-squashing Alon & Yahav (2021); Topping et al. (2022). Over-smoothing manifests as node representations of well-connected nodes become indistinguishable after sufficiently many layers, and over-squashing occurs when distant nodes do not communicate effectively due to the exponentially growing amount of messages that must get compressed into a fixed-sized vector. Even prior to the formalization of these limitations, it was clear that going beyond local aggregation is essential for certain problems Atwood & Towsley (2016); Klicpera et al. (2019).

Since their first appearance for natural language processing, Transformers have been applied to domains such as computer vision (Han et al. (2022)), robotic control Kurin et al. (2020), and bio-

¹ Tel-Aviv University ² Technion, Israel. Correspondence to: Daniel Glickman <glickman1@mail.tau.ac.il >

logical sequence modeling Rives et al. (2021) with great success. They improve previous models’ expressivity and efficiency by replacing local inductive biases with the global communication of the attention mechanism. Following this trend, the Transformer has been studied extensively in recent years as a way to combat the issues mentioned above with GNNs. Graph Transformers (GTs) usually integrate the input into the architecture by encoding node structural and positional information as features or by modulating the attention between nodes based on their relationships within the graph. However, given the arbitrary structure of graphs, incorporating the input into the Transformer remains a challenging aspect in designing GTs, and so far, there has been no universal solution.

We propose a simple architecture for incorporating structural data into the Transformer, Graph Diffuser (GD). The intuition that guides us is that while the *aggregation* scheme of GNNs is limited, the *propagation* of information along the graph structure provides a valuable inductive bias for learning on graphs.

Figure 1 shows an overview of our approach. We start with the graph structure (as shown on the left) and construct *Virtual Edges* (middle) that capture the propagation of information between nodes at multiple propagation steps. This allows our approach to zoom out of the local message passing and relates distant nodes that do not have a direct connection in the original graph. We then use the virtual edges to direct the transformer attention (shown on the right) and node representations.

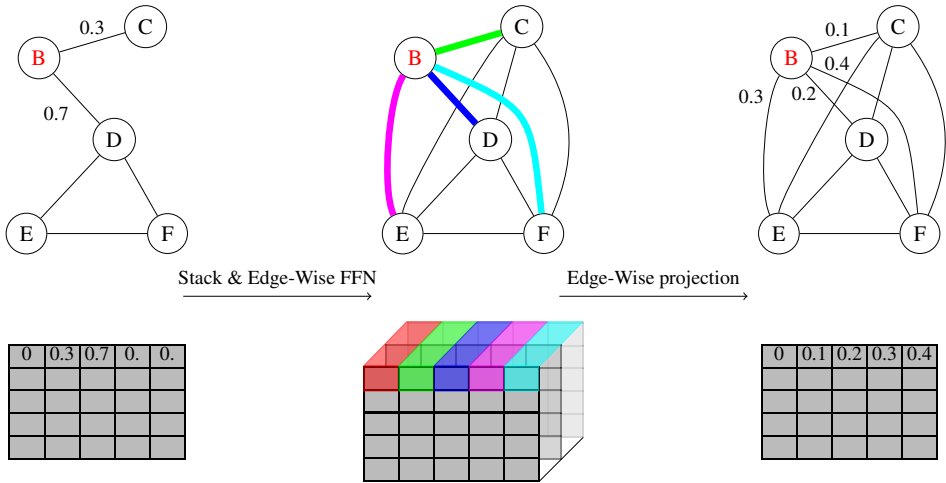


Figure 1: Illustration of our positional attention, focusing on node **B**. Information propagation from multiple propagation steps is combined to create Virtual Edges(colored) between distant nodes, which then direct the Transformer’s attention in each layer.

In the following sections, we first show that existing GNNs and Graph Transformers struggle to model long-range interactions using a seemingly trivial problem. We follow by defining Graph Diffuser and then show how it solves the same problem. Finally, we demonstrate the effectiveness of our approach on eight benchmarks spanning multiple domains by showing it outperforms state-of-the-art with no hyperparameter tuning.

2 RELATED WORK

Message Passing Graph Neural Networks (MP-GNNs) MP-GNNs Gori et al. (2005); Scarselli et al. (2008) have been the predominant method for graph representation learning in recent years, and have been applied to a wide variety of domains (e.g., Kosaraju et al. (2019); Nathani et al. (2019); Wang et al. (2019); Huang & Carley (2019); Yang et al. (2020); Ma et al. (2020); Wu et al. (2020); Zhang et al. (2020)), MP-GNNs update node representation by stacking multiple layers in which each node aggregates information from its local neighborhood Li et al. (2016); Kipf & Welling (2017); Veličković et al. (2018); Wu et al. (2019a); Xu et al. (2019b); Hamilton et al. (2017); Xu et al. (2019a). However, as mentioned above, they suffer from under-reaching Barceló et al. (2020), over-smoothing Wu et al. (2020) and over-squashing Alon & Yahav (2021); Topping et al. (2022). Several works have addressed the problem of over-squashing.

Gilmer et al. (2017) add “virtual edges” to shorten long distances, and Scarselli et al. (2008) add “supersource nodes”. None of these works, however, suggest integrating such virtual nodes or edges into the Transformer as a way to process the virtual graph. Another line of work uses the attention mechanism Veličković et al. (2018); Brody et al. (2022) to dynamically propagate information in the graph rather than use the original adjacency matrix or Laplacian.

Graph Transformers (GTs) Considering their successes in natural language understanding Vaswani et al. (2017); Kalyan et al. (2021), computer vision d’Ascoli et al. (2021); Han et al. (2022); Guo et al. (2021), robotic control Kurin et al. (2020) and a variety of other domains, there have been numerous attempts to apply Transformers to graphs. These works add positional encoding as node features, similar to the encoding in Vaswani et al. (2017), or use relative positioning to bias the attention between nodes, similar to Shaw et al. (2018). Others combine Transformer with local MP-GNN models by interleaving Rampášek et al. (2022) or stacking them Jain et al. (2021), much in the same way the Transformers were stacked on top of CNNs in computer vision Carion et al. (2020). Early Graph Transformer works Dwivedi & Bresson (2020) used the graph Laplacian eigenvectors as the node positional encoding (PE) to provide a sense of nodes’ location in the input graph. SAN Kreuzer et al. (2021) significantly improved this idea by using an invariant aggregation for the eigenvectors. Since then, there have been many recent works constructing PE from the Laplacian Lim et al. (2022); Beaini et al. (2021); Wang et al. (2022); Lim et al. (2022), as well as other structural or positional information such as the node degree Ying et al. (2021) and random-walk SE Dwivedi et al. (2022a). Relative positioning was applied with great success on a large molecular benchmark by Graphormer Ying et al. (2021); Shi et al. (2022) by using pair-wise graph distances to direct the Transformer’s attention. Further, GraphiT Mialon et al. (2021) used relative positions between nodes derived from the random walk kernel to bias the attention but heuristically chose a single random walk length. In contrast, Graph Diffuser learns to combine multiple distances. Since then, various works (e.g. SAT Chen et al. (2022), EGT Hussain et al. (2021), GRPE Park et al. (2022)) applied the graph structure as a soft bias to the attention. However, all of the works above use the original adjacency matrix or Laplacian to learn positional or relative encoding, unlike this work that learns the adjacency matrix using node and edge features.

Diffusion Diffusion and other distance measures were used before to increase the expressivity of MP-GNNs Li et al. (2020b), replace local message passing(Atwood & Towsley (2016); Wu et al. (2019b); Klicpera et al. (2019; 2018)) or modulate the Transformers attention Mialon et al. (2021). None of these works, however, combines information from multiple different propagation steps.

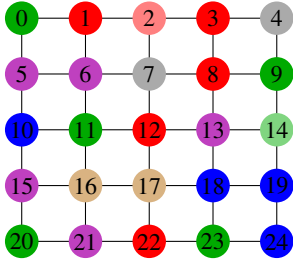
To the best of our knowledge, this work is the first Graph Transformer to: (1) learn to construct a new adjacency matrix using node and edge features to generate positional or relative encoding, and (2) learn to combine information propagation over multiple different propagation steps in an end-to-end manner.

3 WHY DO WE NEED ANOTHER GRAPH TRANSFORMER?

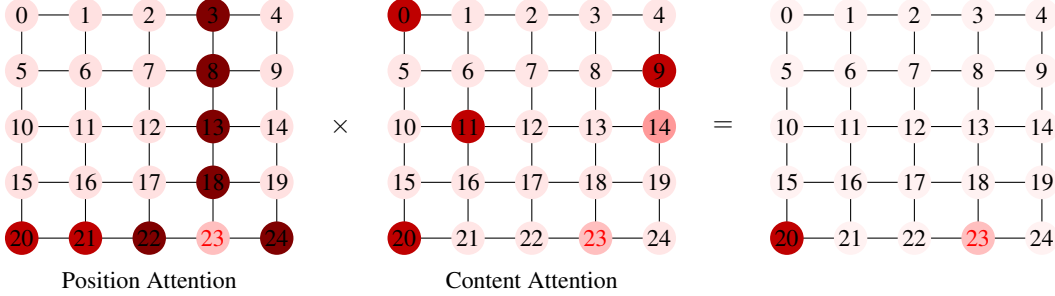
Given the successful application of Transformers to other domains and the flurry of recent Graph Transformers, it is natural to ask why is there a need for another Graph Transformer?

To illustrate the difficulties of current GNNs and Graph Transformers in modeling interactions in a graph, we use a simple synthetic node classification task. Counting the frequencies of tokens in a sequence is an elementary task that Weiss et al. (2021) showed the original Transformer could easily solve. We propose a simple extension of this task to graphs: In **Grid Histogram Counting** (Figure 2), we generate $N \times M$ grids with randomly colored nodes and ask models to predict, for each node, how many other nodes in the same row or column have the same color. This is a contrived problem but illustrates many real-world problems’ needs. Solving it requires far away nodes to communicate, and the communication should consider both the nodes’ content (color) and relation within the graph (being in the same row or column).

This is a straightforward generalization of the $1D$ sequential problem that Transformer easily solves to a $2D$ graph. However, as we show in Section 5.1.2, it defeats all existing GNN and Graph Transformer techniques, while Graph Diffuser succeeds.



(a) An example of a 5×5 grid. Nodes are colored in one out of 20 colors. The goal is to predict, for each node, how many other nodes in the same row or column have the same color. For example, node 23, at the bottom row, has only a single node (node 20) that has the same color (green) and is in the same row or column with node 23. Therefore, its label is 1. The label for node 6 is 2, since it matches with nodes 5 and 21.



(b) Visualization of the position and content attention our trained model gives to node 23 in the input graph shown in 2a. The model learns to pay attention to nodes in the same row and column using positional attention and to nodes of the same color using content attention. Their element-wise product selects only the relevant nodes for solving the task.

Figure 2: An example of $2D$ Grid Histogram Counting with a 5×5 grid. 2a shows the original graph. 2b shows the attention patterns our model learns for node 23 in the graph.

4 GRAPH DIFFUSER

We now describe our approach for taking a graph $G = (X, A)$ with a node embeddings matrix X and edges A and processing it using the Transformer, which usually takes only a single matrix X as input. Our approach consists of 2 stages, illustrated in the left and right halves of Figure 3. First, GD embeds the structural relations between distant nodes in what we refer to as Virtual Edges. Then, the Transformer processes the nodes while using the virtual edges to direct the computation at different layers.

4.1 VIRTUAL EDGES

Virtual Edges are high-dimensional representations constructed between distant nodes in the graph. They contain rich information on the structural and positional relationships.

4.1.1 POWERS OF THE ADJACENCY MATRIX

To consider relations between distant nodes, the first step is broadening the receptive field on which the architecture operates. In a row-normalized adjacency matrix A , A_{ij}^k corresponds to the probability of getting from node i to node j in a k step random walk. We stack different powers of A into a 3 dimensional tensor $E \in R^{n \times n \times k}$

$$E = [I|A|A^2|..|A^k] \tag{1}$$

where k is the number of stacks and $|$ denotes stacking matrices along the 3rd dimension and I is the identity matrix.

Multiplication by the adjacency matrix is closely related to the aggregation scheme of MP-GNNS Xu et al. (2018), however, considering multiple powers of the matrix at once, we zoom

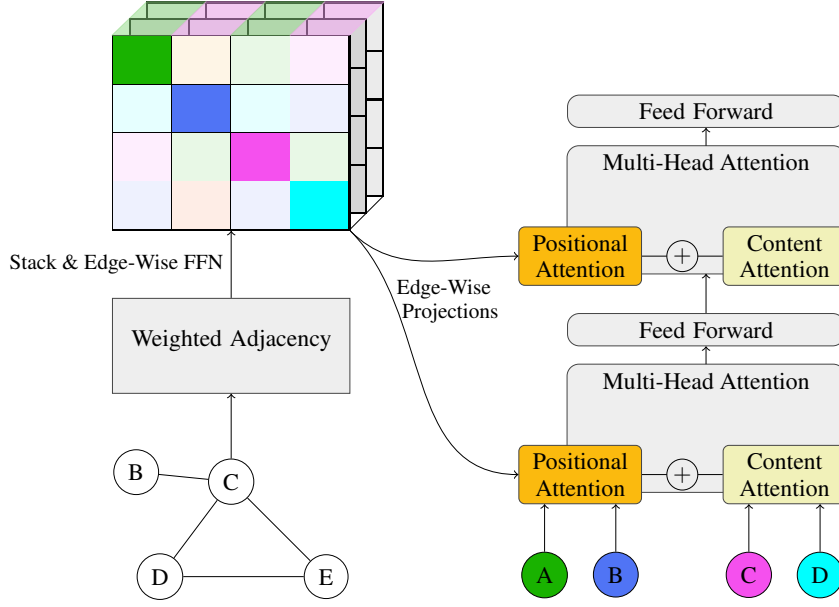


Figure 3: An illustration of Graph Diffuser with 2 Transformer layers. Virtual Edges are created by combining multiple powers of the weighted adjacency matrix(left). Virtual Edges modulate each of the Transformers attention layers(right). Self-Virtual Edges are added to the Transformer input as positional encoding(bottom right)

out of the local Message Passing paradigm and discover information that GNNs may not detect. Virtual Edges contain structural information such as if nodes are on an odd length cycle, can distinguish many non-isomorphic graphs, and cover many distance measures such as shortest distance and generalized PageRank Li et al. (2020b).

4.1.2 EDGE-WISE FEED-FORWARD NETWORK

In order to mix information between different propagation steps and extract meaningful structural relations, each stack is processed by a fully connected edge-wise feed-forward network. Each layer consists of 1 hidden layer with batch norm, ReLU activation, and a residual connection.

$$Edge\text{-}FFN(E_{ij}) = ReLU(BN(E_{ij}W_1))W_2^1 \quad (2)$$

$$E_{ij} = Edge\text{-}FFN(E_{ij}) + E_{ij} \quad (3)$$

The Edge-Wise FFN consists of 2 such layers and we apply batch norm on the input, before the first layer. This network is applied once, before any of the Transformers layers.

4.1.3 WEIGHTED ADJACENCY

Rather than using the original adjacency matrix in equation 1, we found it beneficial to learn a new adjacency matrix using the node and edge features.

$$\hat{A}_{ij} = ReLU(BN([x_i; x_j; e_{ij}]W_1))W_2 \quad (4)$$

$$A_{ij} = normalize(\sigma(\hat{A}_{ij})) \quad (5)$$

Where ; means concatenating vectors, σ is the sigmoid function and normalize means $l1$ row normalization. $x_i, x_j \in R^d$, $e_{ij} \in R^{d_{edge}}$, $W_1 \in R^{(2d+d_{edge}) \times 2d}$ and $W_2 \in R^{2d \times 1}$. If there are no edge features, we use only the nodes. This aligns with existing approaches such as GAT (Veličković et al. (2018); Brody et al. (2022)), which find it beneficial to dynamically learn a new adjacency matrix.

¹Omitting bias for clarity

4.2 INTEGRATING WITH THE TRANSFORMER

Most Graph Transformers use the graph structure to either alter the node’s representations or to affect the attention mechanism itself. Graph Diffuser combines the 2 approaches. In the input layer, Self-Virtual Edges are added to the node representation as positional encoding, and at each attention layer, the Virtual Edges are reduced to an attention matrix that is combined with the standard dot-product attention.

4.2.1 ATTENTION

At each of the Transformer attention layers, we linearly project each virtual edge E_{ij} separately to get the positional attention score between i and j .

$$\hat{Att}_{ij}^{Position} = E_{ij}W_p \quad (6)$$

We then combine the positional attention and the content(dot-product) attention scores and apply row-wise normalization.

$$\hat{Att}_{ij}^{Content} = \frac{QK^T}{\sqrt{d}}_{ij} \quad (7)$$

$$Att = \text{normalize}(\exp(\hat{Att}^{Content}) \odot \sigma(\hat{Att}^{Position})) \quad (8)$$

Where σ is the sigmoid function and \odot means element-wise multiplication. In multi-head attention with h heads, the projection in equation 6 is done h times.

equation 8 can be viewed as scaling the content attention coefficients based on the positional attention. As we will see in the next section, separating the attention based on content and positions and then combining them seems to assist with learning meaningful connections in the data and provides a natural visualization mechanism.

4.3 POSITIONAL ENCODING

Self-Virtual-Edges, E_{ii} , are Virtual Edges between a node to itself. They contain important structural information, such as whether the node is part of an odd length cycle and the degrees of adjacent nodes. We project Self-Virtual-Edges to the node’s representation dimensionality and add them as positional encoding.

$$X_i = X_i + \text{Relu}(E_{ii}W_{pe}) \quad (9)$$

Where $W_{pe} \in R^{k \times d}$.

Self-walks were shown (Dwivedi et al. (2022a)) to be an effective positional encoding. Adding such features to the node representations allows the Transformer to use structural information in all of its layers, including the feed-forward network.

5 EXPERIMENTS

5.1 GRID HISTOGRAM COUNTING

5.1.1 SETUP

We generate $10k$ grids of size $10 \times k$, where $k \in \{10, 11, 12, 13\}$ with node colors uniformly from a set of 20 colors, and split them into $8k/1k/1k$ train/valid/test sets. The task is cast as a node multi-class classification task, where each node representation is used to predict the number of other nodes in the same row or column with the same color, as illustrated in Figure 2a. More details are in Appendix A.1

Table 1: Grid Histogram Counting average accuracy and s.d over 10 different seeds. $GNN \rightarrow Transformer$ refers to Transformer blocks stacked on top of GNN (Jain et al. (2021)) and $GNN \mid Transformer$ refers to combining Transformer and GNN blocks in the same layer (Rampášek et al. (2022)).

Model	Accuracy \uparrow	Parameters
<i>GNN</i>	0.4832 ± 0.003	68k
<i>Transformer</i>	0.44 ± 0.003	53k
<i>Transformer+RWPE</i>	0.4797 ± 0.0044	53k
<i>Transformer+SignNet</i>	0.488 ± 0.003	72k
$GNN \rightarrow Transformer$	0.4795 ± 0.003	44k
$GNN \mid Transformer+RWPE$	0.534 ± 0.0043	86k
<i>Graph Diffuser</i> position only	0.6073 ± 0.011	34k
<i>Graph Diffuser</i>	0.9755 ± 0.025	43k

5.1.2 RESULTS

Table 1 shows the results. First, we observe that the vanilla Transformer, which easily solves the histogram task over sequential input, fails here and performs the worst. This is not surprising as the Transformer is oblivious to the graph structure. Next, we observe that RWPE Dwivedi et al. (2022a), a popular positional embedding technique, improves very slightly over the base Transformer. This may be because RWPE is unable to detect symmetries in the graph. Nodes 0,4,20 and 24 in the example illustrated in Figure 2a will all get the same embedding by RWPE. Adding SignNet Lim et al. (2022), a theoretically expressive positional embedding technique based on the graph eigenvectors, does not yield much improvement either. This may indicate difficulties learning useful embeddings in eigenvectors based techniques. The GNN baseline, which in theory can solve the task, achieves 0.483 accuracy. This may be due to the over-squashing phenomenon. Indeed in a 10×10 grid, passing information between opposing nodes in the same row will require 9 message passing layers to deliver a single message that has been “squashed” with nearly 90k other messages. Next, we observe that using only positional attention (without dot-product attention) performs the second best while having the least parameters. Finally, Graph Diffuser nearly solves the task entirely by combining both positional and content attention. Looking at Figure 2b, we can see the model learns to use the different attention mechanisms in an intuitive way, with content attention detecting nodes in the same color and position attention detecting nodes in the same row or column.

5.2 BENCHMARKING GRAPH DIFFUSER

Throughout our experiments, we take an existing Graph Transformer architecture and use it “as is” as our Transformer module without doing any hyper-parameter search. That is, we take a graph Transformer with the same hyperparameters used by the original work and only add our positional attention and encoding.² For 5 of the datasets, ZINC, OGBG- $\{\text{molpcba, ppa, code2}\}$, PCQM-Contact and PCQM4Mv2, we use the very competitive GPS Rampášek et al. (2022) as the Transformer model. For the LRGB benchmarks, Peptides-func and Peptides-struct, there are no official GPS hyperparameters, and we use a Transformer with the authors’ baseline hyperparameters and a CLS token added to the input. For a detailed hyperparameters report, see Table 8 and 9.

5.2.1 RESULTS

We evaluate our model on 8 datasets overall and compare our results with those of popular MP-GNNs, Graph Transformers and other recent state-of-the-art models. Graph Diffuser exceeds SOTA in 6 of them and achieves very competitive results in the rest. All results for the comparison methods are taken from the original paper or their official leaderboards.

ZINC Dwivedi et al. (2020a) is a molecular regression dataset, where the value to be predicted is the molecule’s constrained solubility. Table 2 shows the results, where we exceed SOTA results by a substitutional margin.

²We remove any positional encoding used by the original work.

Table 2: MAE for the ZINC dataset from Dwivedi et al. (2020b).

Model	MAE ↓
GCN Kipf & Welling (2017)	0.367 ± 0.011
GIN Xu et al. (2019a)	0.526 ± 0.051
GAT Veličković et al. (2018)	0.384 ± 0.007
GatedGCN Bresson & Laurent (2017); Dwivedi et al. (2020b)	0.282 ± 0.015
GatedGCN-LSPE Dwivedi et al. (2022a)	0.090 ± 0.001
CRaW1 Toenshoff et al. (2021)	0.085 ± 0.004
GIN-AK+ Zhao et al. (2022)	0.080 ± 0.001
SAN Kreuzer et al. (2021)	0.139 ± 0.006
Graphormer Ying et al. (2021)	0.122 ± 0.006
K-Subgraph SAT Chen et al. (2022)	0.094 ± 0.008
GPS Rampásek et al. (2022)	0.070 ± 0.004
Graph Diffuser(ours)	0.0683 ± 0.002

Open Graph Benchmark Hu et al. (2020) is a highly competitive benchmark with a variety of datasets. We evaluate GD on three graph-level prediction tasks from different domains and report the results at Table 3 **OGBG-MOLPCBA** is a multi-task binary classification dataset containing 438k molecules, and the task is to predict the activity/inactivity of 128 properties. Here we rank the second highest and the first among all GNN or Transformer architectures. **OGBG-PPA** consists of protein-protein interaction networks of different species, where the task is predicting the category of species the network is from. The previously highest-ranking model is GPS, and adding our positional attention and encoding to it proves to be an efficient strategy that reaches a new state-of-the-art. **OGBG-CODE2** contains Abstract Syntax Trees(ASTs) of Python methods, and models are tasked with predicting the methods’ names. The average distance between nodes in this dataset is larger than that of any other dataset in our experiments, which can explain why Graph Transformers variations dominate its leaderboards. Since positional encoding was not found to be significant by the previous three highest ranking models in this dataset, and considering the large improvement of our model over GPS, it seems that positional attention brings significant benefits in this benchmark, which allows us to reach a new state-of-the-art. **OGB-LSC PCQM4Mv2** Hu et al. (2021) is a large-scale molecular dataset with over 3.7M graphs. Here, our results are similar to GPS, which ranks highest among Graph Transformers variations. Our results lag behind only GEM-2 Liu et al. (2022), which was designed specifically for modeling molecular interactions.

Long Range Graph Benchmark Dwivedi et al. (2022b) is a recently proposed dataset specifically designed to evaluate models on their ability to capture long-range interactions. We are the first, other than the author’s baselines, to evaluate our model on these datasets and currently rank first in all of them. **Peptides-func** and **Peptides-struct** are multi-label graph classification and regression datasets containing 15.5k Peptides molecular graphs. They are of particular interest since the molecules in them consist of many more nodes, on average, than the other molecular datasets in our experiments. As we can see in Table 5, adding our positional attention and encoding outperforms both RWSE and LapPE encodings. **PCQM-Contact** is a molecular dataset with an edge prediction task of predicting if two atoms interact. Our results are reported in Table 6.

6 CONCLUSION

In this work, we introduced a simple and effective architecture for machine learning on graphs, Graph Diffuser. Using a controlled example, we demonstrated its effectiveness in modeling long-range interactions while providing better interpretability. We then showed that this translates to real-world problems by evaluating GD on eight benchmarks from multiple domains. With minimal hyperparameter tuning, Graph Diffuser achieves a new state-of-the-art on most datasets and reaches very competitive results on the rest.

In the future, we plan to integrate Graph Diffuser with other promising Graph Transformer compositions, such as Transformers stacked on top of GNNs. Another area of interest is amplifying virtual edges, for example, by considering paths between nodes rather than just information propagation.

Table 3: Test results in OGB graph-level benchmarks Hu et al. (2020). Pre-trained or ensemble models are not included. **Bold**:first, Underlined:Second.

Model	ogbg-molpcba	ogbg-ppa	ogbg-code2
	Avg. Precision \uparrow	Accuracy \uparrow	F1 score \uparrow
GCN+virtual node Kipf & Welling (2017)	0.2424 \pm 0.0034	0.6857 \pm 0.0061	0.1595 \pm 0.0018
GIN+virtual node Xu et al. (2019a)	0.2703 \pm 0.0023	0.7037 \pm 0.0107	0.1581 \pm 0.0026
PNA Corso et al. (2020)	0.2838 \pm 0.0035	–	0.1570 \pm 0.0032
GIN-AK+ Zhao et al. (2022)	0.2930 \pm 0.0044	–	–
DeeperGCN Li et al. (2020a)	0.2781 \pm 0.0038	0.7712 \pm 0.0071	–
DGN Beaini et al. (2021)	0.2885 \pm 0.0030	–	–
CRaWl Toenshoff et al. (2021)	0.2986 \pm 0.0025	–	–
ExpC Yang et al. (2022)	0.2342 \pm 0.0029	0.7976 \pm 0.0072	–
SAN Kreuzer et al. (2021)	0.2765 \pm 0.0042	–	–
GraphTrans (GCN-Virtual) Jain et al. (2021)	0.2761 \pm 0.0029	–	0.1830 \pm 0.0024
K-Subtree SAT Chen et al. (2022)	–	0.7522 \pm 0.0056	<u>0.1937 \pm 0.0028</u>
GPS Rampášek et al. (2022)	0.2907 \pm 0.0028	<u>0.8015 \pm 0.0033</u>	0.1894 \pm 0.0024
Graph Diffuser	<u>0.2931 \pm 0.0034</u>	0.8133 \pm 0.0057	0.1941 \pm 0.0014

Table 4: Evaluation on PCQM4Mv2 Hu et al. (2021). Since the test set labels are private, we use 150k examples from the train set as our validation and the validation set is treated as the test set.

Model	MAE \downarrow	# Param.
GCN Kipf & Welling (2017)	0.1379	2.0M
GCN-virtual	0.1153	4.9M
GIN Xu et al. (2019a)	0.1195	3.8M
GIN-virtual	0.1083	6.7M
GRPE Park et al. (2022)	0.0890	46.2M
EGT Hussain et al. (2021)	0.0869	89.3M
Graphormer Shi et al. (2022)	0.0864	48.3M
GPS Rampášek et al. (2022)	<u>0.0858</u>	19.4M
GEM-2 Liu et al. (2022)	0.0806	32.0M
Graph Diffuser(ours)	0.0867	20.3M

Table 5: Evaluation on the recently suggested Peptides-func and Peptides-struct Dwivedi et al. (2022b).

Model	# Params.	Peptides-func	Peptides-struct
		AP \uparrow	MAE \downarrow
GCN	508k	0.5930 \pm 0.0023	0.3496 \pm 0.0013
GINE	476k	0.5498 \pm 0.0079	0.3547 \pm 0.0045
GatedGCN	509k	0.5864 \pm 0.0077	0.3420 \pm 0.0013
GatedGCN+RWSE	506k	0.6069 \pm 0.0035	0.3357 \pm 0.0006
Transformer+LapPE	488k	0.6326 \pm 0.0126	0.2529 \pm 0.0016
SAN+LapPE	493k	0.6384 \pm 0.0121	0.2683 \pm 0.0043
SAN+RWSE	500k	0.6439 \pm 0.0075	0.2545 \pm 0.0012
Graph Diffuser	509k	0.6651 \pm 0.001	0.2461 \pm 0.001

REFERENCES

- Uri Alon and Eran Yahav. On the bottleneck of graph neural networks and its practical implications. In *International Conference on Learning Representations*, 2021. URL <https://openreview.net/forum?id=i800PhOCVH2>.
- James Atwood and Don Towsley. Diffusion-convolutional neural networks. In *Advances in neural information processing systems*, pp. 1993–2001, 2016.
- Pablo Barceló, Egor V. Kostylev, Mikael Monet, Jorge Pérez, Juan Reutter, and Juan Pablo Silva. The logical expressiveness of graph neural networks. In *International Conference on Learning*

Table 6: Comparison with the baselines in the PCQM-Contact dataset.

Model	# Params.	Hits@1 \uparrow	Hits@3 \uparrow	Hits@10 \uparrow	MRR \uparrow
GINE	517k	0.1337 \pm 0.0013	0.3642 \pm 0.0043	0.8147 \pm 0.0062	0.3180 \pm 0.0027
GCN	504k	0.1321 \pm 0.0007	0.3791 \pm 0.0004	0.8256 \pm 0.0006	0.3234 \pm 0.0006
GatedGCN	527k	0.1279 \pm 0.0018	0.3783 \pm 0.0004	0.8433 \pm 0.0011	0.3218 \pm 0.0011
GatedGCN+RWSE	524k	0.1288 \pm 0.0013	0.3808 \pm 0.0006	0.8517 \pm 0.0005	0.3242 \pm 0.0008
Transformer+LapPE	502k	0.1221 \pm 0.0011	0.3679 \pm 0.0033	0.8517 \pm 0.0039	0.3174 \pm 0.0020
SAN+LapPE	499k	0.1355 \pm 0.0017	0.4004 \pm 0.0021	0.8478 \pm 0.0044	0.3350 \pm 0.0003
SAN+RWSE	509k	0.1312 \pm 0.0016	0.4030 \pm 0.0008	0.8550 \pm 0.0024	0.3341 \pm 0.0006
Graph Diffuser(ours)	521k	0.1369\pm 0.0012	0.4053 \pm 0.0011	0.8592\pm 0.0007	0.3388\pm 0.0011

Representations, 2020. URL <https://openreview.net/forum?id=r11z7AEKvB>.

Dominique Beaini, Saro Passaro, Vincent Létourneau, Will Hamilton, Gabriele Corso, and Pietro Liò. Directional graph networks. In *International Conference on Machine Learning*, pp. 748–758. PMLR, 2021.

Xavier Bresson and Thomas Laurent. Residual Gated Graph ConvNets. *arXiv:1711.07553*, 2017.

Shaked Brody, Uri Alon, and Eran Yahav. How attentive are graph attention networks? In *International Conference on Learning Representations*, 2022. URL <https://openreview.net/forum?id=F72ximsx7Cl>.

Nicolas Carion, Francisco Massa, Gabriel Synnaeve, Nicolas Usunier, Alexander Kirillov, and Sergey Zagoruyko. End-to-end object detection with transformers, 2020. URL <https://arxiv.org/abs/2005.12872>.

Dexiong Chen, Leslie O’Bray, and Karsten Borgwardt. Structure-aware transformer for graph representation learning. *arXiv:2202.03036*, 2022.

Gabriele Corso, Luca Cavalleri, Dominique Beaini, Pietro Liò, and Petar Veličković. Principal neighbourhood aggregation for graph nets. *Advances in Neural Information Processing Systems*, 33:13260–13271, 2020.

Vijay Prakash Dwivedi and Xavier Bresson. A generalization of transformer networks to graphs. *arXiv preprint arXiv:2012.09699*, 2020.

Vijay Prakash Dwivedi, Chaitanya K Joshi, Thomas Laurent, Yoshua Bengio, and Xavier Bresson. Benchmarking graph neural networks. *arXiv preprint arXiv:2003.00982*, 2020a.

Vijay Prakash Dwivedi, Chaitanya K Joshi, Thomas Laurent, Yoshua Bengio, and Xavier Bresson. Benchmarking graph neural networks. *arXiv:2003.00982*, 2020b.

Vijay Prakash Dwivedi, Anh Tuan Luu, Thomas Laurent, Yoshua Bengio, and Xavier Bresson. Graph neural networks with learnable structural and positional representations. In *International Conference on Learning Representations*, 2022a.

Vijay Prakash Dwivedi, Ladislav Rampásek, Mikhail Galkin, Ali Parviz, Guy Wolf, Anh Tuan Luu, and Dominique Beaini. Long range graph benchmark, 2022b. URL <https://arxiv.org/abs/2206.08164>.

Stéphane d’Ascoli, Hugo Touvron, Matthew L Leavitt, Ari S Morcos, Giulio Biroli, and Levent Sagun. Convit: Improving vision transformers with soft convolutional inductive biases. In *International Conference on Machine Learning*, pp. 2286–2296. PMLR, 2021.

Matthias Fey and Jan E. Lenssen. Fast graph representation learning with PyTorch Geometric. In *ICLR Workshop on Representation Learning on Graphs and Manifolds*, 2019.

- Thomas Gaudelet, Ben Day, Arian R. Jamasb, Jyothish Soman, Cristian Regep, Gertrude Liu, Jeremy B. R. Hayter, Richard Vickers, Charles Roberts, Jian Tang, David Roblin, Tom L. Blundell, Michael M. Bronstein, and Jake P. Taylor-King. Utilising graph machine learning within drug discovery and development, 2020. URL <https://arxiv.org/abs/2012.05716>.
- Justin Gilmer, Samuel S Schoenholz, Patrick F Riley, Oriol Vinyals, and George E Dahl. Neural message passing for quantum chemistry. In *Proceedings of the 34th International Conference on Machine Learning-Volume 70*, pp. 1263–1272. JMLR. org, 2017.
- Marco Gori, Gabriele Monfardini, and Franco Scarselli. A new model for learning in graph domains. In *Proceedings. 2005 IEEE International Joint Conference on Neural Networks, 2005.*, volume 2, pp. 729–734. IEEE, 2005.
- Jianyuan Guo, Kai Han, Han Wu, Chang Xu, Yehui Tang, Chunjing Xu, and Yunhe Wang. CMT: Convolutional neural networks meet vision transformers. *arXiv:2107.06263*, 2021.
- Will Hamilton, Zhitao Ying, and Jure Leskovec. Inductive representation learning on large graphs. In *Advances in neural information processing systems*, pp. 1024–1034, 2017.
- Kai Han, Yunhe Wang, Hanting Chen, Xinghao Chen, Jianyuan Guo, Zhenhua Liu, Yehui Tang, An Xiao, Chunjing Xu, Yixing Xu, et al. A survey on vision transformer. *IEEE Transactions on Pattern Analysis and Machine Intelligence*, 2022.
- Weihua Hu, Matthias Fey, Marinka Zitnik, Yuxiao Dong, Hongyu Ren, Bowen Liu, Michele Catasta, and Jure Leskovec. Open Graph Benchmark: Datasets for Machine Learning on Graphs. *34th Conference on Neural Information Processing Systems*, 2020.
- Weihua Hu, Matthias Fey, Hongyu Ren, Maho Nakata, Yuxiao Dong, and Jure Leskovec. OGB-LSC: A large-scale challenge for machine learning on graphs. In *35th Conference on Neural Information Processing Systems: Datasets and Benchmarks Track*, 2021.
- Binxuan Huang and Kathleen M Carley. Syntax-aware aspect level sentiment classification with graph attention networks. In *Proceedings of the 2019 Conference on Empirical Methods in Natural Language Processing and the 9th International Joint Conference on Natural Language Processing (EMNLP-IJCNLP)*, pp. 5472–5480, 2019.
- Md Shamim Hussain, Mohammed J Zaki, and Dharmashankar Subramanian. Edge-augmented graph transformers: Global self-attention is enough for graphs. *arXiv:2108.03348*, 2021.
- John Ingraham, Vikas K. Garg, Regina Barzilay, and Tommi Jaakkola. Generative models for graph-based protein design, 2019. URL <https://openreview.net/forum?id=SJgxrLLKOE>.
- Paras Jain, Zhanghao Wu, Matthew Wright, Azalia Mirhoseini, Joseph E Gonzalez, and Ion Stoica. Representing long-range context for graph neural networks with global attention. *Advances in Neural Information Processing Systems*, 34, 2021.
- Katikapalli Subramanyam Kalyan, Ajit Rajasekharan, and Sivanesan Sangeetha. Ammus: A survey of transformer-based pretrained models in natural language processing. *arXiv:2108.05542*, 2021.
- Thomas N Kipf and Max Welling. Semi-supervised classification with graph convolutional networks. In *ICLR*, 2017.
- Johannes Klicpera, Aleksandar Bojchevski, and Stephan Günnemann. Predict then propagate: Graph neural networks meet personalized pagerank. In *International Conference on Learning Representations*, 2018.
- Johannes Klicpera, Stefan Weienberger, and Stephan Günnemann. *Diffusion Improves Graph Learning*. Curran Associates Inc., Red Hook, NY, USA, 2019.
- Vineet Kosaraju, Amir Sadeghian, Roberto Martín-Martín, Ian Reid, Hamid Rezatofighi, and Silvio Savarese. Social-bigat: Multimodal trajectory forecasting using bicycle-gan and graph attention networks. In H. Wallach, H. Larochelle, A. Beygelzimer, F. d Alché-Buc, E. Fox, and R. Garnett (eds.), *Advances in Neural Information Processing Systems*, volume 32. Curran Associates, Inc., 2019. URL <https://proceedings.neurips.cc/paper/2019/file/d09bf41544a3365a46c9077ebb5e35c3-Paper>

- Devin Kreuzer, Dominique Beaini, William L. Hamilton, Vincent Létourneau, and Prudencio Tossou. Rethinking graph transformers with spectral attention. In *Advances in Neural Information Processing Systems*, 2021.
- Vitaly Kurin, Maximilian Igl, Tim Rocktäschel, Wendelin Boehmer, and Shimon Whiteson. My body is a cage: the role of morphology in graph-based incompatible control. *CoRR*, abs/2010.01856, 2020. URL <https://arxiv.org/abs/2010.01856>.
- Guohao Li, Chenxin Xiong, Ali Thabet, and Bernard Ghanem. Deepergcn: All you need to train deeper gcns, 2020a. URL <https://arxiv.org/abs/2006.07739>.
- Pan Li, Yanbang Wang, Hongwei Wang, and Jure Leskovec. Distance encoding: Design provably more powerful neural networks for graph representation learning. *Advances in Neural Information Processing Systems*, 33:4465–4478, 2020b.
- Yujia Li, Daniel Tarlow, Marc Brockschmidt, and Richard Zemel. Gated graph sequence neural networks. In *International Conference on Learning Representations*, 2016.
- Derek Lim, Joshua Robinson, Lingxiao Zhao, Tess Smidt, Suvrit Sra, Haggai Maron, and Stefanie Jegelka. Sign and basis invariant networks for spectral graph representation learning. *arXiv:2202.13013*, 2022.
- Lihang Liu, Donglong He, Xiaomin Fang, Shanzhuo Zhang, Fan Wang, Jingzhou He, and Hua Wu. Gem-2: Next generation molecular property prediction network with many-body and full-range interaction modeling, 2022. URL <https://arxiv.org/abs/2208.05863>.
- Nianzu Ma, Sahisnu Mazumder, Hao Wang, and Bing Liu. Entity-aware dependency-based deep graph attention network for comparative preference classification. In *Proceedings of the 58th Annual Meeting of the Association for Computational Linguistics*, pp. 5782–5788, 2020.
- Grégoire Mialon, Dexiong Chen, Margot Selosse, and Julien Mairal. GraphiT: Encoding graph structure in transformers. *arXiv:2106.05667*, 2021.
- Deepak Nathani, Jatin Chauhan, Charu Sharma, and Manohar Kaul. Learning attention-based embeddings for relation prediction in knowledge graphs. In *Proceedings of the 57th Annual Meeting of the Association for Computational Linguistics*, pp. 4710–4723, 2019.
- Wonpyo Park, Woonggi Chang, Donggeon Lee, Juntae Kim, and Seung won Hwang. GRPE: Relative positional encoding for graph transformer. *arXiv:22201.12787*, 2022.
- Ladislav Rampášek, Mikhail Galkin, Vijay Prakash Dwivedi, Anh Tuan Luu, Guy Wolf, and Dominique Beaini. Recipe for a General, Powerful, Scalable Graph Transformer. *arXiv:2205.12454*, 2022.
- Alexander Rives, Joshua Meier, Tom Sercu, Siddharth Goyal, Zeming Lin, Jason Liu, Demi Guo, Myle Ott, C. Lawrence Zitnick, Jerry Ma, and Rob Fergus. Biological structure and function emerge from scaling unsupervised learning to 250 million protein sequences. *Proc. Natl. Acad. Sci. USA*, 118(15):e2016239118, 2021. URL <https://doi.org/10.1073/pnas.2016239118>.
- Franco Scarselli, Marco Gori, Ah Chung Tsoi, Markus Hagenbuchner, and Gabriele Monfardini. The graph neural network model. *IEEE Transactions on Neural Networks*, 20(1):61–80, 2008.
- Peter Shaw, Jakob Uszkoreit, and Ashish Vaswani. Self-attention with relative position representations. *CoRR*, abs/1803.02155, 2018. URL <http://arxiv.org/abs/1803.02155>.
- Yu Shi, Shuxin Zheng, Guolin Ke, Yifei Shen, Jiacheng You, Jiyan He, Shengjie Luo, Chang Liu, Di He, and Tie-Yan Liu. Benchmarking graphormer on large-scale molecular modeling datasets. *arXiv:2203.04810*, 2022.
- Jan Toenshoff, Martin Ritzert, Hinrikus Wolf, and Martin Grohe. Graph learning with 1d convolutions on random walks. *arXiv:2102.08786*, 2021.

- Jake Topping, Francesco Di Giovanni, Benjamin Paul Chamberlain, Xiaowen Dong, and Michael M. Bronstein. Understanding over-squashing and bottlenecks on graphs via curvature. In *International Conference on Learning Representations*, 2022. URL <https://openreview.net/forum?id=7UmjRGzp-A>.
- Ashish Vaswani, Noam Shazeer, Niki Parmar, Jakob Uszkoreit, Llion Jones, Aidan N Gomez, Łukasz Kaiser, and Illia Polosukhin. Attention is all you need. In *Advances in Neural Information Processing Systems*, pp. 6000–6010, 2017.
- Petar Veličković, Guillem Cucurull, Arantxa Casanova, Adriana Romero, Pietro Liò, and Yoshua Bengio. Graph attention networks. In *International Conference on Learning Representations*, 2018.
- Petar Veličković, Guillem Cucurull, Arantxa Casanova, Adriana Romero, Pietro Liò, and Yoshua Bengio. Graph attention networks. In *International Conference on Learning Representations*, 2018.
- Haorui Wang, Haoteng Yin, Muhan Zhang, and Pan Li. Equivariant and stable positional encoding for more powerful graph neural networks. In *International Conference on Learning Representations*, 2022.
- Xiao Wang, Houye Ji, Chuan Shi, Bai Wang, Yanfang Ye, Peng Cui, and Philip S Yu. Heterogeneous graph attention network. In *The World Wide Web Conference*, pp. 2022–2032, 2019.
- Gail Weiss, Yoav Goldberg, and Eran Yahav. Thinking like transformers, 2021. URL <https://arxiv.org/abs/2106.06981>.
- Felix Wu, Amauri Souza, Tianyi Zhang, Christopher Fifty, Tao Yu, and Kilian Weinberger. Simplifying graph convolutional networks. In *International conference on machine learning*, pp. 6861–6871. PMLR, 2019a.
- Felix Wu, Tianyi Zhang, Amauri Holanda de Souza, Christopher Fifty, Tao Yu, and Kilian Q. Weinberger. Simplifying graph convolutional networks, 2019b. URL <https://arxiv.org/abs/1902.07153>.
- Zonghan Wu, Shirui Pan, Fengwen Chen, Guodong Long, Chengqi Zhang, and S Yu Philip. A comprehensive survey on graph neural networks. *IEEE Transactions on Neural Networks and Learning Systems*, 2020.
- Keyulu Xu, Chengtao Li, Yonglong Tian, Tomohiro Sonobe, Ken-ichi Kawarabayashi, and Stefanie Jegelka. Representation learning on graphs with jumping knowledge networks. In *International Conference on Machine Learning*, pp. 5453–5462, 2018.
- Keyulu Xu, Weihua Hu, Jure Leskovec, and Stefanie Jegelka. How powerful are graph neural networks? In *International Conference on Learning Representations*, 2019a.
- Keyulu Xu, Weihua Hu, Jure Leskovec, and Stefanie Jegelka. How powerful are graph neural networks? In *International Conference on Learning Representations*, 2019b. URL <https://openreview.net/forum?id=ryGs6iA5Km>.
- Mingqi Yang, Renjian Wang, Yanming Shen, Heng Qi, and Baocai Yin. Breaking the expression bottleneck of graph neural networks. *IEEE Transactions on Knowledge and Data Engineering*, 2022.
- Yiding Yang, Jiayan Qiu, Mingli Song, Dacheng Tao, and Xinchao Wang. Distilling knowledge from graph convolutional networks. In *Proceedings of the IEEE/CVF Conference on Computer Vision and Pattern Recognition (CVPR)*, June 2020.
- Chengxuan Ying, Tianle Cai, Shengjie Luo, Shuxin Zheng, Guolin Ke, Di He, Yanming Shen, and Tie-Yan Liu. Do transformers really perform badly for graph representation? In *Advances in Neural Information Processing Systems*, 2021.
- Jiaxuan You, Rex Ying, and Jure Leskovec. Design space for graph neural networks. In *Advances in Neural Information Processing Systems*, 2020.

Kai Zhang, Yaokang Zhu, Jun Wang, and Jie Zhang. Adaptive structural fingerprints for graph attention networks. In *International Conference on Learning Representations*, 2020. URL <https://openreview.net/forum?id=BJxWx0NYPr>.

Lingxiao Zhao, Wei Jin, Leman Akoglu, and Neil Shah. From stars to subgraphs: Uplifting any GNN with local structure awareness. In *International Conference on Learning Representations*, 2022.

A APPENDIX

A.1 IMPLEMENTATION DETAILS FOR THE GRID HISTOGRAM COUNTING TASK

We generate 10k graphs and split them into 8k/1k/1k train/val/test sets. Each grid is of size $10 \times k$, where $k \in \{10, 11, 12, 13\}$. Node colors are drawn uniformly from a set of 20 colors. We search over learning rates in $\{3e-4, 4e-4, 8e-4\}$, repeat each experiment with ten different random seeds and report the average and standard deviation of the best configuration. All models have a hidden dimension of 32. We use GatedGCN as GNN modules, and four attention heads in Transformer modules. Transformer models use six layers, $GNN \rightarrow Transformer$ uses 3 GNN layers and 3 Transformer layers. GNNs model has 12 layers to avoid underreaching. For Graph Diffuser, we found 3 layers sufficient. We use 0.2 dropout for GNN’s modules and 0.5 dropout for attention. For the Diffuser model, we found no need for dropout.

A.2 THE EFFECTS OF GD ON GRAPH TRANSFORMER VARIATIONS

We Conducted a simplified experiment to see the effects of GD when used as an out-of-the-box addition to different Transformer compositions. We evaluated 3 Transformer variations: *Transformer*, Transformer layers stacked on top of GNN layers ($GNN \rightarrow Transformer$), and Transformer interleaved with GNN in the same layer ($GNN \mid Transformer$). For each variation, we evaluate the unmodified architecture with no positional embedding or positional attention, the architecture with our positional encoding and attention added, but not learning the adjacency matrix(+ *Graph Diffuser*), and one we learn a new weighted adjacency matrix(+ *Weighted Adjacency*), as described in Section 4.1.3. The results are in Table 7.

Table 7: The effects of our architecture on different Graph Transformers. Adding positional encoding and attention improves all Transformer baselines. Learning a weighted adjacency improves GNN-Transformer combinations, but not the vanilla Transformer.

Model	OGBG-PPA Accuracy \uparrow	ZINC MAE \downarrow
<i>Transformer</i>	0.09483	0.7043
+ <i>Graph Diffuser</i>	0.7676	0.152
<i>Weighted Adjacency</i>	0.7750	0.1611
<i>GNN \rightarrow Transformer</i>	0.3896	0.2068
+ <i>Graph Diffuser</i>	0.4954	0.1225
<i>Weighted Adjacency</i>	0.6372	0.1160
<i>GNN \mid Transformer</i>	0.6793	0.1516
+ <i>Graph Diffuser</i>	0.7866	0.0880
<i>Weighted Adjacency</i>	0.7931	0.08671

A.3 COMPUTATION ENVIRONMENT AND RESOURCES

Our implementation is based on the excellent open source Graph GPS implementation³, which itself is based on Pyg and GraphGym Fey & Lenssen (2019); You et al. (2020). We use a machine with 24GB NVIDIA A10G GPU with 32GB or 64GB RAM for the larger datasets(ogbg-ppa, ogbg-code2,PCQM4Mv2), and a shared cluster equipped with NVIDIA TITAN Xp for the other datasets.

³<https://github.com/rampasek/GraphGPS>

Table 8: Graph Diffuser hyperparameters for the OGB benchmarks.

Hyperparameter	ogbg-molpcba	ogbg-ppa	ogbg-code2	PCQM4Mv2
Transformer/GPS Layers	5	3	4	10
Edge-Wise FFN Layers	2	2	2	2
number of stacks(k)	16	10	20	16
MP-NN	GatedGCN	GatedGCN	GatedGCN	GatedGCN
Hidden dim	384	256	256	384
Transformer FFN multiplier	x2	x2	x4	x2
Transformer FFN norm type	Batch Norm	Batch Norm	Batch Norm	Batch Norm
Attention Heads	4	8	4	16
Dropout	0.2	0.1	0.2	0.1
Attention dropout	0.5	0.5	0.5	0.1
Graph pooling	mean	mean	mean	mean
Batch size	512	32	32	16
Learning Rate	0.0005	0.0003	0.0001	0.0002
Epochs	100	200	30	150
Warmup epochs	5	10	2	10
Weight decay	$1e - 5$	$1e - 5$	$1e - 5$	0
# Parameters	10646 <i>k</i>	3050 <i>k</i>	13912 <i>k</i>	20320 <i>k</i>

Table 9: Hyperparameters for ZINC and the LRGB datasets.

Hyperparameter	ZINC	PCQM-Contact	Peptides-func	Peptides-struct
Transformer/GPS Layers	10	4	4	4
Edge-Wise FFN Layers	2	2	2	2
number of stacks(k)	16	16	16	16
MP-NN	GINE	GatedGCN	-	-
Hidden dim	64	92	112	112
Transformer FFN multiplier	x2	x2	x2	x2
Transformer FFN norm type	Batch Norm	Batch Norm	Batch Norm	Batch Norm
Attention Heads	4	4	4	4
Dropout	0.	0.	0.	0.
Attention dropout	0.5	0.5	0.5	0.5
Graph pooling	sum	sum	CLS	CLS
Batch size	32	128	128	128
Learning Rate	0.001	0.0003	0.0003	0.0003
Epochs	2000	200	200	200
Warmup epochs	50	10	10	10
Weight decay	$1e - 5$	0	0	0
# Parameters	443 <i>k</i>	503 <i>k</i>	509 <i>k</i>	509 <i>k</i>