

# The FOLE Database

Robert E. Kent

Ontologos

**Abstract.** This paper continues the discussion of the representation and interpretation of ontologies in the first-order logical environment **FOLE**. The formalism and semantics of (many-sorted) first-order logic can be developed in both a *classification form* and an *interpretation form*. Two papers, “The **ERA** of **FOLE**: Foundation” and “The **ERA** of **FOLE**: Superstructure”, represent the *classification form*, corresponding to ideas discussed in the Information Flow Framework. Two papers, “The **FOLE** Table” and the current paper, represent the *interpretation form*, expanding on material found in the paper “Database Semantics”. Although the classification form follows the entity-relationship-attribute data model of Chen, the interpretation form incorporates the relational data model of Codd. In general, the **FOLE** representation uses a conceptual structures approach, that is completely compatible with the theory of institutions (Goguen and Burstall), formal concept analysis (Ganter and Wille), and information flow (Barwise and Seligman).

**Keywords:** schema, schemed domain, database.

# Table of Contents

The FOLE Database .....	1
<i>Robert E. Kent</i>	
1 Introduction.....	3
1.1 Knowledge Representation.....	3
1.2 First Order Logical Environment .....	3
1.3 Overview .....	5
2 FOLE Schemas: <b>LIST</b> .....	6
3 FOLE Schemed Domains .....	8
3.1 General Case: <b>DOM</b> .....	8
3.2 Type Domain Indexing .....	11
3.2.1 Lower Aspect: $\mathbf{Dom}(\mathcal{A})$ .....	11
3.2.2 Upper Aspect: $\mathbf{Dom}$ .....	12
4 FOLE Databases .....	14
4.1 General Case: <b>DB</b> .....	14
4.2 Type Domain Indexing .....	18
4.2.1 Lower Aspect: $\mathbf{Db}(\mathcal{A})$ .....	18
4.2.2 Upper Aspect: <b>Db</b> .....	21
A Appendix .....	26
A.1 General Theory .....	26
A.1.1 Grothendieck Construction .....	27
A.1.2 Diagram Contexts.....	30
A.1.3 Kan Extensions .....	34
A.2 Database Applications .....	38
A.2.1 Contexts .....	38
A.2.2 Passages .....	39
A.2.3 Bridges .....	40

# 1 Introduction

## 1.1 Knowledge Representation

Many-sorted (multi-sorted) first-order predicate logic represents a community's "universe of discourse" as a heterogeneous collection of objects by conceptually scaling the universe according to types. The *relational model* (Codd [3]) is an approach for the information management of a "community of discourse"<sup>1</sup> using the semantics and formalism of (many-sorted) first-order predicate logic. The relational model was initially discussed in two papers: "A Relational Model of Data for Large Shared Data Banks" by Codd [?] and "The Entity-Relationship Model – Toward a Unified View of Data" by Chen [2]. The relational model follows many-sorted logic by representing data in terms of many-sorted relations, subsets of the Cartesian product of multiple domains. All data is represented horizontally in terms of tuples, which are grouped vertically into relations. A database organized in terms of the relational model is called relational database. The relational model provides a method for modeling the data stored in a relational database and for defining queries upon it.

## 1.2 First Order Logical Environment

*Basics.* The *first-order logical environment* FOLE is a category-theoretic representation for many-sorted (multi-sorted) first-order predicate logic.<sup>2</sup> The relational model can naturally be represented in FOLE. The FOLE approach to logic, and hence to databases, relies upon two mathematical concepts: (1) lists and (2) classifications. Lists represent database signatures and tuples; classifications represent data-types and logical predicates. FOLE represents the header of a database table as a list of sorts, and represents the body of a database table as a set of tuples classified by the header. The notion of a list is common in category theory. The notion of a classification is described in two books: "Information Flow: The Logic of Distributed Systems" by Barwise and Seligman [1] and "Formal Concept Analysis: Mathematical Foundations" by Ganter and Wille [4].

*Philosophy.* A relational database system should satisfy the following properties. It should present the data to the user as relations. In a FOLE database this is accomplished by using FOLE tables, which are discussed in the paper [12]. It should provide relational operations to manipulate the data in tabular form. Relational operations are discussed in the paper [14]. A relational database is a diagram

---

<sup>1</sup> Examples include: an academic discipline; a commercial enterprise; library science; the legal profession; etc.

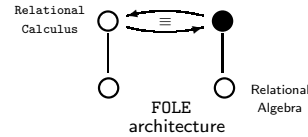
<sup>2</sup> Following the original discussion of FOLE (Kent [9]), we use the term *mathematical context* for the concept of a category, the term *passage* for the concept of a functor, and the term *bridge* for the concept of a natural transformation. A context represents some "species of mathematical structure". A passage is a "natural construction on structures of one species, yielding structures of another species" (Goguen [?]).

(linked collection) of tables. The information in a database is accessed by specifying queries, which use operations such as *select* to identify tuples, *project* to identify attributes, and *join* to combine tables. In this paper, projection refers to a primitive generalization-specialization operation between pairs of relational tables (they are specified by the database schema, project from joined table to components, or other), whereas join is a composite operation on a linked collection of tables. Selection is a special case of join, which uses reference relations (tables).

*Architecture.* A series of papers provides a rigorous mathematical basis for FOLE by defining an architectural semantics for the relational data model, thus providing the foundation for the formalism and semantics of first-order logical/relational database systems. This architecture consists of two hierarchies of two nodes each: the classification hierarchy and the interpretation hierarchy.

- Two papers provide a precise mathematical basis for FOLE classification. The paper “The ERA of FOLE: Foundation” [10] develops the notion of a FOLE structure, following the entity-relationship model of Chen [2]. This provided a basis for the paper “The ERA of FOLE: Superstructure” [11], which develops the notion of a FOLE sound logic.
- Two papers provide a precise mathematical basis for FOLE interpretation. Both of these papers expand on material found in the paper “Database Semantics” [8]. The paper “The FOLE Table” [12], develops the notion of a FOLE table following the relational model of Codd [3]. This provides a basis for the current paper “The FOLE Database”, which develops the notion of a FOLE relational database.

The architecture of FOLE is pictured briefly on the right and more completely in Fig.1 of the preface of the paper [13]. This consists of two hierarchies of two nodes each. The paper “FOLE Equivalence” [13] proves that FOLE sound logics are equivalent to FOLE databases.



In the relational model there are two approaches for database management: the relational algebra, which defines an imperative language, and the relational calculus, which defines a declarative language. The paper “Relational Operations in FOLE” [14] represents relational algebra by expressing the relational operations of database theory in a clear and implementable representation. The relational calculus will be represented in FOLE in a future paper.

### 1.3 Overview

This paper defines an architectural semantics for the relational data model.<sup>3</sup> It defines the notion of a relational database in terms of the the first-order logical environment **FOLE**. In §2 we define **FOLE** Schemas in the context **LIST**. A schema is a diagram of signatures. In §3 we define **FOLE** Schemed Domains. A schemed domain is a diagram of signed domains. In §3.1 schemed domains are defined in general in the context **DOM**. In §3.2 schemed domains are defined with fixed type domain (datatypes). In §3.2.1 schemed domains are constrained to a particular fixed type domain (the lower aspect) in the context  $\mathbf{Dom}(\mathcal{A})$ . In §3.2.2 schemed domains are constrained to a fixed type domain morphism (the upper aspect) in the context **Dom**. The projective components of schemed domains are defined: signature diagrams (schemas) and type domain diagrams. Hence, a schemed domain is a diagram of signed domains consisting of the following components: a signature diagram and a type domain diagram with the same shape and a common sort diagram. In §4 we define **FOLE** Databases. A relational database is a diagram of tables. In §4.1 databases are defined in general in the context **DB**. In §4.2 databases are defined with fixed type domain (datatypes). In §4.2.1 databases are constrained to a particular fixed type domain (the lower aspect) in the context  $\mathbf{Db}(\mathcal{A})$ . In §4.2.2 databases are constrained to a fixed type domain morphism (the upper aspect) in the context **Db**. Following tables, the projective components of databases are defined:<sup>4</sup> signed domain diagrams (schemed domains) and key diagrams, linked by tuple bridges. Hence, a relational database is a diagram of tables consisting of the following components: a signed domain diagram and a key set diagram with the same shape, which are connected by a tuple bridge. The appendix §A reviews general theory and database components. In §A.1 we review general theory: Grothendieck construction in §A.1.1, diagram contexts in §A.1.2, and Kan extensions in §A.1.3. In §A.2 we review the various database components of **FOLE**: contexts in §A.2.1, passages in §A.2.2, and bridges in §A.2.3.

---

<sup>3</sup> Older architectures of data include the hierarchical model and network model. Of these, nothing will be said. A newer architecture of data, called the object-relation-object model, is a presentation form for the relational data model described here.

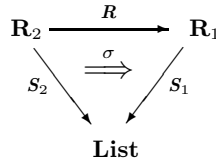
<sup>4</sup> Tables are based upon lists (signatures) and classifications (type domains), which are linked through sort sets.

§2	Fig. 1 : Schema Morphism: <b>LIST</b> Fig. 2 : Schema Context: <b>LIST</b>	§1.3	Tbl. 1 : Figures and Tables
§3.1	Fig. 3 : Schemed Domain Morphism: <b>DOM</b> Fig. 4 : Schemed Domain Context: <b>DOM</b>	§3	Tbl. 2 : Schemed Domain Contexts
§3.2.1	Fig. 5 : Schemed Domain Morphism: <b>Dom</b> ( $\mathcal{A}$ )	§4	Tbl. 3 : Relational Database Contexts
§3.2.2	Fig. 6 : Schemed Domain Morphism: <b>Dom</b>	§A.2.1	Tbl. 4 : Schemed Domain Morphisms Tbl. 5 : Relational Database Morphisms
§4.1	Fig. 7 : Database Morphism: <b>DB</b> Fig. 8 : Database Context: <b>DB</b> Fig. 9 : Database Morphism (proj): <b>DB</b>	§A.2.2	Tbl. 6 : Projection Passages Tbl. 7 : Lim (Colim) Passages
§4.2.1	Fig. 10 : Database Morphism: <b>Db</b> ( $\mathcal{A}$ ) Fig. 11 : Database Context: <b>Db</b> ( $\mathcal{A}$ ) Fig. 12 : Database Morphism (proj): <b>Db</b> ( $\mathcal{A}$ )	§A.2.3	Tbl. 8 : Bridges Tbl. 9 : Bridge Adjoints and Composites
§4.2.2	Fig. 13 : Database Morphism: <b>Db</b> Fig. 14 : Database Context: <b>Db</b> Fig. 15 : Database Morphism (proj): <b>Db</b>		
§A.1.1	Fig. 16 : Inclusion Bridge: Fibered Context		
§A.2.1	Fig. 17 : Diagram/Comma/Fibered Contexts		

Table 1. Figures and Tables

## 2 FOLE Schemas: LIST

A schema  $\langle \mathbf{R}, \mathbf{S} \rangle$  consists of a shape context  $\mathbf{R}$  and a diagram of signatures (lists)  $\mathbf{R} \xrightarrow{\mathbf{S}} \mathbf{List}$ . A schema morphism  $\langle \mathbf{R}_2, \mathbf{S}_2 \rangle \xrightarrow{\langle \mathbf{R}, \sigma \rangle} \langle \mathbf{R}_1, \mathbf{S}_1 \rangle$  consists of a shape-changing passage  $\mathbf{R}_2 \xrightarrow{\mathbf{R}} \mathbf{R}_1$  and a bridge  $\mathbf{S}_2 \xRightarrow{\sigma} \mathbf{R} \circ \mathbf{S}_1$ . Composition is component-wise.

Fig. 1. Schema Morphism: **LIST**

**Definition 1.** *The context of schemas is  $\mathbf{LIST} = \mathbf{List}^\uparrow = (\mathbf{Cxt} \uparrow \mathbf{List})$ , a diagram context over signatures (lists).*

**Proposition 1.** *The fibered context (Grothendieck construction)  $\mathbf{LIST} = \mathbf{List}^\uparrow = \int \hat{\mathbf{List}}$  is complete and cocomplete and the projection  $\mathbf{List}^\uparrow \rightarrow \mathbf{Cxt} : \langle \mathbf{R}, \mathbf{S} \rangle \mapsto \mathbf{R}$  is continuous and cocontinuous.*

*Proof.* Use the lax parts of Prop. 18 and Prop. 19 in § A.1.3, since the context of schemas **LIST** is the diagram context  $\mathbf{LIST} = \mathbf{List}^\uparrow = \int \hat{\mathbf{List}}$  and **List** is complete and cocomplete. ■

*Projections.* Projections offer an alternate representation, defining the two primary components of schemas and schema morphisms: arity diagrams and sort diagrams. arity diagrams and sort diagrams come from composition with list projection passages  $\mathbf{Set} \xleftarrow{\mathring{arity}} \mathbf{List} \xrightarrow{\mathring{sort}} \mathbf{Set}$ . The context **LIST** has projection passages  $\mathbf{Set}^\uparrow \xleftarrow{\mathring{arity}} \mathbf{LIST} \xrightarrow{\mathring{sort}} \mathbf{Set}^\uparrow$ .

- The arity domain projection  $\mathring{arity} = (-) \circ \mathring{arity} : \mathbf{LIST} = \mathbf{List}^\uparrow \rightarrow \mathbf{Set}^\uparrow$ 
  - maps a schema  $\langle \mathbf{R}, \mathbf{S} \rangle$  to the arity diagram  $\mathring{arity}(\mathbf{R}, \mathbf{S}) = \langle \mathbf{R}, \mathbf{S} \circ \mathring{arity} \rangle$  with the arity passage  $\mathbf{R} \xrightarrow[\mathbf{S} \circ \mathring{arity}]{\mathbf{A}} \mathbf{Set}$ , and
  - maps a schema morphism  $\langle \mathbf{R}_2, \mathbf{S}_2 \rangle \xrightarrow{\langle \mathbf{R}, \sigma \rangle} \langle \mathbf{R}_1, \mathbf{S}_1 \rangle$  to the arity diagram morphism  $\mathring{arity}(\mathbf{R}, \sigma) = \langle \mathbf{R}, \alpha \rangle : \langle \mathbf{R}_2, \mathbf{S}_2 \rangle \rightarrow \langle \mathbf{R}_1, \mathbf{S}_1 \rangle$  with bridge  $\mathbf{A}_2 \xrightarrow[\sigma \circ \mathring{arity}]{\alpha} \mathbf{R} \circ \mathbf{A}_1$ .
- The sort domain projection  $\mathring{sort} = (-) \circ \mathring{sort} : \mathbf{LIST} = \mathbf{List}^\uparrow \rightarrow \mathbf{Set}^\uparrow$ 
  - maps a schema  $\langle \mathbf{R}, \mathbf{S} \rangle$  to the sort diagram  $\mathring{sort}(\mathbf{R}, \mathbf{S}) = \langle \mathbf{R}, \mathbf{S} \circ \mathring{sort} \rangle$  with the sort passage  $\mathbf{R} \xrightarrow[\mathbf{S} \circ \mathring{sort}]{\mathbf{B}} \mathbf{Set}$ ,
  - maps a schema morphism  $\langle \mathbf{R}_2, \mathbf{S}_2 \rangle \xrightarrow{\langle \mathbf{R}, \sigma \rangle} \langle \mathbf{R}_1, \mathbf{S}_1 \rangle$  to the sort diagram morphism  $\mathring{sort}(\mathbf{R}, \sigma) = \langle \mathbf{R}, \beta \rangle : \langle \mathbf{R}_2, \mathbf{S}_2 \rangle \rightarrow \langle \mathbf{R}_1, \mathbf{S}_1 \rangle$  with a bridge  $\mathbf{B}_2 \xrightarrow[\sigma \circ \mathring{sort}]{\beta} \mathbf{R} \circ \mathbf{B}_1$ .

$$\mathbf{Set}^\uparrow \xleftarrow{\mathring{arity}} \mathbf{LIST} \xrightarrow{\mathring{sort}} \mathbf{Set}^\uparrow$$

**Fig. 2.** FOLE Schema Context

### 3 FOLE Schemed Domains

The schemed domain contexts defined in this paper are listed in Tbl. 2.

$\mathbf{DOM} = \mathbf{Dom}^\uparrow$	: <i>diagram context</i>	Def. 2 in § 3.1
$= \mathbf{LIST} \times_{\mathbf{Set}^\uparrow} \mathbf{CLS}$	: <i>pullback context</i>	Prop. 3 in § 3.1
$\mathbf{\dot{D}om}(\mathcal{A}) = \mathbf{Dom}(\mathcal{A})^\uparrow$	: <i>diagram context</i>	Def. 3 in § 3.2.1
$\mathbf{\dot{D}om} = \int \mathbf{Cls} \xrightarrow{\mathbf{dom}} \mathbf{Adj}$	: <i>Grothendieck construction</i>	Prop. 5 in § 3.2.2

Table 2. Schemed Domain Contexts

#### 3.1 General Case: DOM

In this section we discuss the context of schemed domains  $\mathbf{DOM}$ , which mirrors the context of signed domains  $\mathbf{Dom}$  at a higher dimension.<sup>5</sup> A schemed domain (signed domain diagram)  $\langle \mathbf{R}, \mathbf{Q} \rangle$  consists of a shape context  $\mathbf{R}$  and a diagram of signed domains  $\mathbf{R} \xrightarrow{\mathbf{Q}} \mathbf{Dom}$ . A schemed domain morphism  $\langle \mathbf{R}_2, \mathbf{Q}_2 \rangle \xrightarrow{\langle \mathbf{R}, \varsigma \rangle} \langle \mathbf{R}_1, \mathbf{Q}_1 \rangle$  (Fig. 3) consists of a shape-changing passage  $\mathbf{R}_2 \xrightarrow{\mathbf{R}} \mathbf{R}_1$  and a bridge  $\varsigma : \mathbf{Q}_2 \Rightarrow \mathbf{R} \circ \mathbf{Q}_1$ . Composition is component-wise.

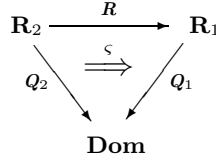


Fig. 3. Schemed Domain Morphism:  $\mathbf{DOM}$

**Definition 2.** *The context of schemed domains is the lax comma context  $\mathbf{DOM} = \mathbf{Dom}^\uparrow$ , a diagram context over signed domains. (Def. 7 in § A.1.2)*

**Proposition 2.** *The fibered context (Grothendieck construction)  $\mathbf{DOM} = \mathbf{Dom}^\uparrow = \int \mathbf{Dom}$  is complete and cocomplete and the projection  $\mathbf{Dom}^\uparrow \rightarrow \mathbf{Cxt} : \langle \mathbf{R}, \mathbf{Q} \rangle \mapsto \mathbf{R}$  is continuous and cocontinuous.*

<sup>5</sup> The schemed domain  $\mathbf{R} \xrightarrow{\mathbf{Q}} \mathbf{Dom}$  as developed in this paper is a derived concept built up from the basic concept of the signed domain  $\mathcal{D} = \langle I, s, \mathbf{A} \rangle \in \mathbf{Dom}$  as defined in the paper “The FOLE Table” [12]. We replace signed domains  $\mathcal{D} \in \mathbf{Dom}$  with diagrams (passages)  $\mathbf{R} \xrightarrow{\mathbf{Q}} \mathbf{Dom}$ , and replace signed domain morphisms  $\mathcal{D}_2 \xrightarrow{\langle h, f, g \rangle} \mathcal{D}_1$  in  $\mathbf{Dom}$  with bridges  $\varsigma : \mathbf{Q}_2 \Rightarrow \mathbf{R} \circ \mathbf{Q}_1$ .



*Proof.* Use the lax parts of Prop. 18 and Prop. 19 in § A.1.3, since the context of schemed domains **DOM** is the diagram context  $\mathbf{DOM} = \mathbf{Dom}^\flat = \int \mathbf{Dom}$  and **Dom** is complete and cocomplete. ■

*Projections.* Projections offer an alternate representation, defining the three primary components of schemed domains and schemed domain morphisms: diagram shapes, signature domains and type domain diagrams. Diagram shapes are direct projections, whereas signature domains and type domain diagrams are indirect, coming from composition with signed domain projection passages (defined in detail in §2.3 of the paper “The FOLE Table” [12]). The schemed domain projections are described in Fig. 4 and defined as follows.

- The signature domain projection  $\mathring{sign} = (-) \circ sign : \mathbf{DOM} \rightarrow \mathbf{LIST}$ 
  - maps a schemed domain  $\langle \mathbf{R}, \mathbf{Q} \rangle$  to the schema  $\mathring{sign}(\mathbf{R}, \mathbf{Q}) = \langle \mathbf{R}, \mathbf{Q} \circ sign \rangle = \langle \mathbf{R}, \mathbf{S} \rangle$  with the signature passage  $\mathbf{R} \xrightarrow[Q \circ sign]{S} \mathbf{List}$ , and
  - maps a schemed domain morphism  $\langle \mathbf{R}_2, \mathbf{Q}_2 \rangle \xrightarrow{\langle \mathbf{R}, \varsigma \rangle} \langle \mathbf{R}_1, \mathbf{Q}_1 \rangle$  to the schema morphism  $\mathring{sign}(\mathbf{R}, \varsigma) = \langle \mathbf{R}, \gamma \rangle : \langle \mathbf{R}_2, \mathbf{S}_2 \rangle \rightarrow \langle \mathbf{R}_1, \mathbf{S}_1 \rangle$  with bridge  $\mathbf{S}_2 \xrightarrow[\varsigma \circ sign]{\gamma} \mathbf{R} \circ \mathbf{S}_1$ .
- The type domain projection  $\mathring{data} = (-) \circ data : \mathbf{DOM} \rightarrow \mathbf{CLS}$ 
  - maps a schemed domain  $\langle \mathbf{R}, \mathbf{Q} \rangle$  to the type domain diagram  $\mathring{data}(\mathbf{R}, \mathbf{Q}) = \langle \mathbf{R}, \mathbf{C} \rangle$  with the type domain passage  $\mathbf{R} \xrightarrow[Q \circ data]{C} \mathbf{Set}$ ,
  - and maps a schemed domain morphism  $\langle \mathbf{R}_2, \mathbf{Q}_2 \rangle \xrightarrow{\langle \mathbf{R}, \varsigma \rangle} \langle \mathbf{R}_1, \mathbf{Q}_1 \rangle$  to the **CLS**-morphism  $\mathring{data}(\mathbf{R}, \varsigma) = \langle \mathbf{R}, \gamma \rangle : \langle \mathbf{R}_2, \mathbf{C}_2 \rangle \rightarrow \langle \mathbf{R}_1, \mathbf{C}_1 \rangle$  with a bridge  $\mathbf{C}_2 \xrightarrow[\varsigma \circ data]{\gamma} \mathbf{R} \circ \mathbf{C}_1$ .

*Pullback Context.* The context **DOM** has projection passages (RHS Fig. 4)

$$\mathbf{LIST} \xleftarrow{\mathring{sign}} \mathbf{DOM} \xrightarrow{\mathring{data}} \mathbf{CLS}. \quad {}^6 \quad {}^7$$

- Using projections, a schemed domain  $\langle \mathbf{R}, \mathbf{S}, \mathbf{A} \rangle$  consists of a schema (signature diagram)  $\langle \mathbf{R}, \mathbf{S} \rangle \in \mathbf{LIST}$  and a type domain diagram  $\langle \mathbf{R}, \mathbf{A} \rangle \in \mathbf{CLS}$  with common sort diagram  $\mathring{sort}(\mathbf{R}, \mathbf{S}) = \langle \mathbf{R}, \mathbf{X} \rangle = \mathring{sort}(\mathbf{R}, \mathbf{A}) \in \mathbf{Set}^\flat$

<sup>6</sup>  $\mathbf{LIST} = \mathbf{List}^\flat$  is the context of schemas. A schema  $\langle \mathbf{R}, \mathbf{S} \rangle$  consists of a shape context  $\mathbf{R}$  and a diagram of signatures (lists)  $\mathbf{R} \xrightarrow{S} \mathbf{List}$ . A schema morphism  $\langle \mathbf{R}_2, \mathbf{S}_2 \rangle \xrightarrow{\langle \mathbf{R}, \sigma \rangle} \langle \mathbf{R}_1, \mathbf{S}_1 \rangle$  consists of a shape-changing passage  $\mathbf{R}_1 \xrightarrow{R} \mathbf{R}_1$  and a bridge  $\mathbf{S}_2 \xrightarrow{\sigma} \mathbf{R} \circ \mathbf{S}_1$ .

<sup>7</sup>  $\mathbf{CLS} = \mathbf{Cls}^\flat$  is the context of type domain diagrams. A type domain diagram  $\langle \mathbf{R}, \mathbf{A} \rangle$  consists of a shape context  $\mathbf{R}$  and a diagram of type domains  $\mathbf{R} \xrightarrow{A} \mathbf{Cls}$ . A morphism of type domain diagrams  $\langle \mathbf{R}_2, \mathbf{A}_2 \rangle \xrightarrow{\langle \mathbf{R}, \alpha \rangle} \langle \mathbf{R}_1, \mathbf{A}_1 \rangle$  consists of a shape-changing passage  $\mathbf{R}_1 \xrightarrow{R} \mathbf{R}_1$  and a bridge  $\mathbf{A}_2 \xrightarrow{\alpha} \mathbf{R} \circ \mathbf{A}_1$ .

(and hence common shape  $\mathbf{R}$ ). The passages  $\mathbf{R} \xrightarrow{S} \mathbf{List}$  and  $\mathbf{R} \xrightarrow{A} \mathbf{Cls}$  satisfy  $\mathbf{S} \circ \mathbf{sort} = \mathbf{X} = \mathbf{A} \circ \mathbf{sort}$ .<sup>8</sup>

- A schemed domain morphism  $\langle \mathbf{R}_2, \mathbf{S}_2, \mathbf{A}_2 \rangle \xrightarrow{\langle \mathbf{R}, \sigma, \alpha \rangle} \langle \mathbf{R}_1, \mathbf{S}_1, \mathbf{A}_1 \rangle$  consists of a morphism of signature diagrams  $\langle \mathbf{R}_2, \mathbf{S}_2 \rangle \xrightarrow{\langle \mathbf{R}, \sigma \rangle} \langle \mathbf{R}_1, \mathbf{S}_1 \rangle$  in **LIST** and a morphism of type domain diagrams  $\langle \mathbf{R}_2, \mathbf{A}_2 \rangle \xrightarrow{\langle \mathbf{R}, \alpha \rangle} \langle \mathbf{R}_1, \mathbf{A}_1 \rangle$  in **CLS** with common sort diagram morphism  $\mathbf{sort}(\mathbf{R}, \sigma) = \langle \mathbf{R}, \omega \rangle = \mathbf{sort}(\mathbf{R}, \alpha) \in \mathbf{Set}^\uparrow$  (and hence common shape-changing passage  $\mathbf{R}_2 \xrightarrow{R} \mathbf{R}_1$ ). The bridges  $\mathbf{S}_2 \xRightarrow{\sigma} \mathbf{R} \circ \mathbf{S}_1$  and  $\mathbf{A}_2 \xRightarrow{\alpha} \mathbf{R} \circ \mathbf{A}_1$  satisfy  $\sigma \circ \mathbf{sort} = \alpha \circ \mathbf{sort}$ .

**Proposition 3.** *The context of schemed domains **DOM** is the pullback context (fibered product)*

$$\mathbf{LIST} \xleftarrow{\mathbf{sign}} \mathbf{DOM} = \mathbf{LIST} \times_{\mathbf{Set}^\uparrow} \mathbf{CLS} \xrightarrow{\mathbf{data}} \mathbf{CLS}$$

for the opspan of passages  $\mathbf{LIST} \xrightarrow{\mathbf{sort}} \mathbf{Set}^\uparrow \xleftarrow{\mathbf{sort}} \mathbf{CLS}$  (Fig. 4 RHS).

*Proof.* From §2.3 of the paper “The FOLE Table” [12], the context of signed domains **Dom** can be defined as the fibered product

$$\mathbf{List} \xleftarrow{\mathbf{sign}} \mathbf{Dom} = \mathbf{List} \times_{\mathbf{Set}} \mathbf{Cls} \xrightarrow{\mathbf{data}} \mathbf{Cls},$$

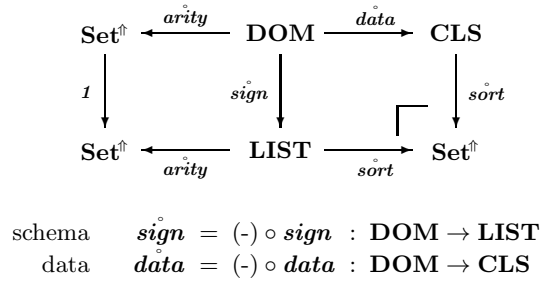
for the opspan of passages  $\mathbf{List} \xrightarrow{\mathbf{sort}} \mathbf{Set} \xleftarrow{\mathbf{sort}} \mathbf{Cls}$ .

$$\begin{array}{ccccc} \mathbf{Set} & \xleftarrow{\mathbf{arity}} & \mathbf{Dom} = (\mathbf{Set} \downarrow \mathbf{sort}) & \xrightarrow{\mathbf{data}} & \mathbf{Cls} \\ \downarrow 1 & & \downarrow \mathbf{sign} & & \downarrow \mathbf{sort} \\ \mathbf{Set} & \xleftarrow{\mathbf{arity}} & \mathbf{List} = (\mathbf{Set} \downarrow \mathbf{Set}) & \xrightarrow{\mathbf{sort}} & \mathbf{Set} \end{array}$$

Extend this to diagram contexts  $\mathbf{LIST} = \mathbf{List}^\uparrow$  and  $\mathbf{CLS} = \mathbf{Cls}^\uparrow$ . ■

---

<sup>8</sup>  $\mathbf{LIST} \xrightarrow{\mathbf{sort}} \mathbf{Set}^\uparrow$  is the sort projection for the fibered context of schemas (signature diagrams), and  $\mathbf{CLS} \xrightarrow{\mathbf{sort}} \mathbf{Set}^\uparrow$  is the sort projection for type domain diagrams.

Fig. 4. Schemed Domain Context:  $\mathbf{DOM}$ 

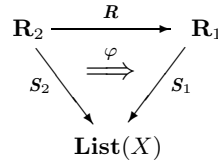
### 3.2 Type Domain Indexing

A type domain, which constrains a signed domain, is an indexed collection of data types. Here we define schemed domains with fixed type domains. Schemed domains with fixed signed domains (headers plus datatypes) are trivial.

**3.2.1 Lower Aspect:  $\mathbf{Dom}(\mathcal{A})$**  Let  $\mathcal{A} = \langle X, Y, \models_{\mathcal{A}} \rangle$  be a fixed type domain.

**Definition 3.** *The context of  $\mathcal{A}$ -schemed domains is  $\mathbf{Dom}(\mathcal{A}) = \mathbf{Dom}(\mathcal{A})^\# = \mathbf{List}(X)^\#$ , a diagram context over  $\mathcal{A}$ -signed domains; i.e.  $X$ -signatures.*

A relational  $\mathcal{A}$ -schemed domain  $\langle \mathbf{R}, \mathbf{S} \rangle$  is a diagram of  $\mathcal{A}$ -signatures, consisting of a shape context  $\mathbf{R}$  and a passage  $\mathbf{R} \xrightarrow{\mathbf{S}} \mathbf{List}(X)$ . A  $\mathcal{A}$ -schemed domain morphism  $\langle \mathbf{R}_2, \mathbf{S}_2 \rangle \xrightarrow{\langle \mathbf{R}, \varphi \rangle} \langle \mathbf{R}_1, \mathbf{S}_1 \rangle$  consists of a shape-changing passage  $\mathbf{R}_1 \xrightarrow{\mathbf{R}} \mathbf{R}_2$  and a bridge  $\mathbf{S}_2 \xRightarrow{\varphi} \mathbf{R} \circ \mathbf{S}_1$ .

Fig. 5. Schemed Domain Morphism:  $\mathbf{Dom}(\mathcal{A})$ 

**Proposition 4.** *The fibered context (Grothendieck construction) of  $\mathcal{A}$ -schemed domains  $\mathbf{Dom}(\mathcal{A}) = \mathbf{Dom}(\mathcal{A})^\# = \mathbf{List}(X)^\#$  is complete and cocomplete and the projection  $\mathbf{Dom}(\mathcal{A}) = \mathbf{Dom}(\mathcal{A})^\# = \mathbf{List}(X)^\# \rightarrow \mathbf{Cxt} : \langle \mathbf{R}, \mathbf{S} \rangle \mapsto \mathbf{R}$  is continuous and cocontinuous.*

*Proof.* By Prop. 19 of § A.1.3, since the context  $\mathbf{Dom}(\mathcal{A}) = \mathbf{List}(X)$  is cocomplete and complete (see § 4.2 in the paper “The FOLE Table” [12]). ■

**3.2.2 Upper Aspect:  $\mathring{\mathbf{Dom}}$**  The subcontext of FOLE schemed domains (with constant type domains and constant type domain morphisms) is denoted by  $\mathring{\mathbf{Dom}} \subseteq \mathbf{Dom}$ .

- A schemed domain  $\langle \mathbf{R}, \mathbf{S}, \mathcal{A} \rangle$  in  $\mathring{\mathbf{Dom}}$  consists of a type domain  $\mathcal{A}$  and a schemed domain  $\langle \mathbf{R}, \mathbf{S} \rangle$  in  $\mathbf{Dom}(\mathcal{A})$  with a shape context  $\mathbf{R}$  and a passage  $\mathbf{R} \xrightarrow{\mathbf{S}} \mathbf{Dom}(\mathcal{A}) \cong \mathbf{List}(X)$ .
- A schemed domain morphism  $\langle \mathbf{R}_2, \mathbf{S}_2, \mathcal{A}_2 \rangle \xrightarrow{\langle \mathbf{R}, \hat{\varphi}, f, g \rangle} \langle \mathbf{R}_1, \mathbf{S}_1, \mathcal{A}_1 \rangle$  in  $\mathring{\mathbf{Dom}}$  (Fig. 6) with constant type domain morphism  $\langle f, g \rangle : \mathcal{A}_2 \rightleftarrows \mathcal{A}_1$  is a FOLE schemed domain morphism  $\langle \mathbf{R}, \varsigma \rangle : \langle \mathbf{R}_2, \mathbf{Q}_2 \rangle \rightarrow \langle \mathbf{R}_1, \mathbf{Q}_1 \rangle$ , whose signed domain interpretation bridge  $\mathbf{Q}_2 \xRightarrow{\varsigma} \mathbf{R} \circ \mathbf{Q}_1$  factors adjointly

$$(\hat{\varphi} \circ \mathbf{inc}_{\mathcal{A}_2}) \bullet (\mathbf{R} \circ \mathbf{S}_1 \circ \hat{\iota}_{\langle f, g \rangle}) = \varsigma = (\mathbf{S}_2 \circ \hat{\iota}_{\langle f, g \rangle}) \bullet (\hat{\varphi} \circ \mathbf{inc}_{\mathcal{A}_1}) \quad (1)$$

through the fiber adjunction  $\underbrace{\mathbf{Dom}(\mathcal{A}_2)}_{\mathbf{List}(X_2)} \xrightarrow[\Sigma_f \dashv f^*]{\mathring{dom}_{\langle f, g \rangle} \dashv \mathring{dom}_{\langle f, g \rangle}} \underbrace{\mathbf{Dom}(\mathcal{A}_1)}_{\mathbf{List}(X_1)}$  using the signed domain inclusion bridge adjointness  $\hat{\iota}_{\langle f, g \rangle} = (\hat{\iota}_{\langle f, g \rangle}, \hat{\iota}_{\langle f, g \rangle})$

levo	dextro
$\hat{\iota}_{\langle f, g \rangle} : \mathring{dom}_{\langle f, g \rangle} \circ \mathbf{inc}_{\mathcal{A}_1} \Leftarrow \mathbf{inc}_{\mathcal{A}_2}$	$\hat{\iota}_{\langle f, g \rangle} : \mathbf{inc}_{\mathcal{A}_1} \Leftarrow \mathring{dom}_{\langle f, g \rangle} \circ \mathbf{inc}_{\mathcal{A}_2}$
$\hat{\iota}_{\langle f, g \rangle} = (\eta_f \circ \mathbf{inc}_{\mathcal{A}_2}) \bullet (\mathring{dom}_{\langle f, g \rangle} \circ \hat{\iota}_{\langle f, g \rangle})$	$\hat{\iota}_{\langle f, g \rangle} = (\mathring{dom}_{\langle f, g \rangle} \circ \hat{\iota}_{\langle f, g \rangle}) \bullet (\varepsilon_f \circ \mathbf{inc}_{\mathcal{A}_1})$

abstractly defined in § A.1.1. This consists of equivalent morphisms

$$\underbrace{\langle \mathbf{R}_2, \mathbf{S}_2 \rangle \xrightarrow{\langle \mathbf{R}, \hat{\varphi} \rangle} \overbrace{\mathring{dom}_{\langle f, g \rangle}(\mathbf{R}_1, \mathbf{S}_1)}^{\langle \mathbf{R}_1, \mathbf{S}_1 \circ \mathring{dom}_{\langle f, g \rangle} \rangle}}_{\in \mathring{\mathbf{Dom}}(\mathcal{A}_2)} \xrightarrow{\cong} \underbrace{\overbrace{\mathring{dom}_{\langle f, g \rangle}(\mathbf{R}_2, \mathbf{S}_2)}^{\langle \mathbf{R}_2, \mathbf{S}_2 \circ \mathring{dom}_{\langle f, g \rangle} \rangle} \xrightarrow{\langle \mathbf{R}, \hat{\varphi} \rangle} \langle \mathbf{R}_1, \mathbf{S}_1 \rangle}_{\in \mathring{\mathbf{Dom}}(\mathcal{A}_1)}$$

We normally just use the bridge restriction  $\hat{\varphi}$  or  $\hat{\varphi}$  for the schemed domain morphism. We use  $\hat{\varphi}$  to denote either of these equivalent bridges. The original definition can be computed with the factorization in Disp. 1.

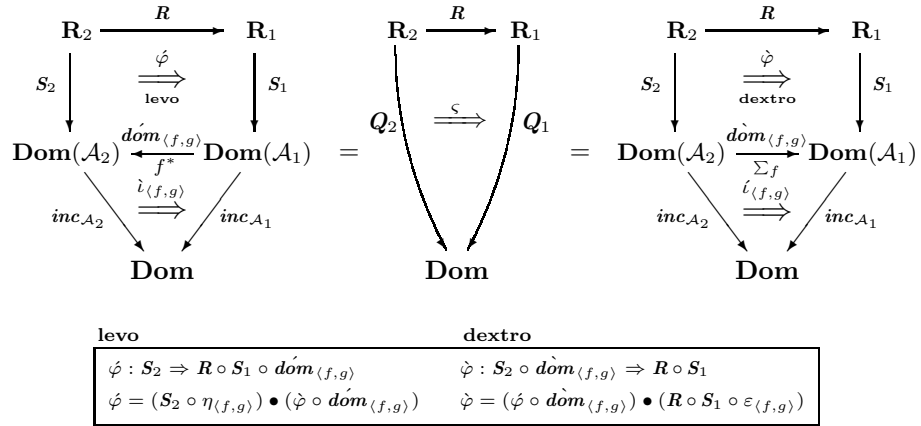
**Proposition 5.** *Hence, the fibered context  $\mathring{\mathbf{Dom}}$  (with constant type domain) is the Grothendieck construction of the indexed adjunction*

$$\mathring{\mathbf{Dom}} = \int_{data} : \mathbf{Cls} \xrightarrow{\mathring{dom}} \mathbf{Adj}.$$

*Proof.* For any type domain morphism  $\mathcal{A}_2 \xrightarrow{\langle f, g \rangle} \mathcal{A}_1$ , there is a schemed domain

fiber adjunction  $\underbrace{\mathbf{Dom}(\mathcal{A}_2)}_{\mathbf{List}(X_2)} \xrightarrow[\Sigma_f \dashv f^*]{\mathring{dom}_{\langle f, g \rangle} \dashv \mathring{dom}_{\langle f, g \rangle}} \underbrace{\mathbf{Dom}(\mathcal{A}_1)}_{\mathbf{List}(X_1)}$  that defines the context

of schemed domains  $\mathring{\mathbf{Dom}}$  via the Grothendieck construction.  $\blacksquare$

Fig. 6. Schemed Domain Morphism:  $\mathbf{Dom}^\circ$ 

**Proposition 6.**  $\mathbf{Dom}^\circ$  is a complete and cocomplete context.

*Proof.* By Fact 5 of § A.1.1, since the indexing context  $\mathbf{Cls}$  is complete and co-complete ([1]), and the fiber context  $\mathbf{Dom}(\mathcal{A}) = \mathbf{Dom}(\mathcal{A})^\dagger = \mathbf{List}(X)^\dagger$  is complete and cocomplete for each type domain  $\mathcal{A}$  by Prop. 4 above. ■

## 4 FOLE Databases

The relational database contexts defined in this paper are listed in Tbl. 3.

$\mathbf{DB} = \mathbf{Tbl}^\Downarrow$	: <i>diagram context</i>	Def. 4	in § 4.1
$\mathbf{Db}(\mathcal{A}) = \mathbf{Tbl}(\mathcal{A})^\Downarrow$	: <i>diagram context</i>	Def. 5	in § 4.2.1
$\mathbf{Db} = \int \mathbf{Cls}^{\text{op}} \xrightarrow{\hat{a}\mathbf{b}} \mathbf{Adj}$	: <i>Grothendieck construction</i>	Prop. 11	in § 4.2.2

**Table 3.** Relational Database Contexts

### 4.1 General Case: DB

In this section we discuss the context of relational databases  $\mathbf{DB}$ , which mirrors the context of tables  $\mathbf{Tbl}$  at a higher dimension.<sup>9</sup> A relational database  $\langle \mathbf{R}, \mathbf{T} \rangle$  is a diagram of tables, consisting of a shape context  $\mathbf{R}$  and a passage  $\mathbf{R}^{\text{op}} \xrightarrow{\mathbf{T}} \mathbf{Tbl}$ . A relational database morphism (Fig. 7)  $\langle \mathbf{R}_2, \mathbf{T}_2 \rangle \xleftarrow{\langle \mathbf{R}, \xi \rangle} \langle \mathbf{R}_1, \mathbf{T}_1 \rangle$  consists of a shape-changing passage  $\mathbf{R}_2 \xrightarrow{\mathbf{R}} \mathbf{R}_1$  and a bridge  $\mathbf{T}_2 \xleftarrow{\xi} \mathbf{R}^{\text{op}} \circ \mathbf{T}_1$ .

$$\begin{array}{ccc}
 \mathbf{R}_2^{\text{op}} & \xrightarrow{\mathbf{R}^{\text{op}}} & \mathbf{R}_1^{\text{op}} \\
 \searrow \mathbf{T}_2 & \xleftarrow{\xi} & \nearrow \mathbf{T}_1 \\
 & \mathbf{Tbl} &
 \end{array}$$

**Fig. 7.** Database Morphism:  $\mathbf{DB}$

**Definition 4.** *The context of databases is the oplax comma context  $\mathbf{DB} = \mathbf{Tbl}^\Downarrow$ , a diagram context over tables. (Def. 7 in § A.1.2)*

**Proposition 7.** *The context of databases  $\mathbf{DB}$  is complete and cocomplete and the projection  $\mathbf{DB} \rightarrow \mathbf{Cxt} : \langle \mathbf{R}, \mathbf{T} \rangle \mapsto \mathbf{R}$  is continuous and cocontinuous.*

*Proof.* Use the oplax parts of Prop. 18 and Prop. 19 in § A.1.3, since the context of databases  $\mathbf{DB}$  is the diagram context  $\mathbf{DB} = \mathbf{Tbl}^\Downarrow = \int \mathbf{Tbl}$  and  $\mathbf{Tbl}$  is complete and cocomplete.  $\blacksquare$

<sup>9</sup> The database  $\mathbf{R}^{\text{op}} \xrightarrow{\mathbf{T}} \mathbf{Tbl}$  as developed in this paper is a derived concept built up from the basic concept of the table  $\mathcal{T} = \langle \mathbf{D}, K, t \rangle \in \mathbf{Tbl}$  as defined in the paper “The FOLE Table” [12]. We replace tables  $\mathcal{T} \in \mathbf{Tbl}$  with diagrams (passages)  $\mathbf{R}^{\text{op}} \xrightarrow{\mathbf{T}} \mathbf{Tbl}$ , and replace table morphisms  $\mathcal{T}_2 \xrightarrow{\langle \langle h, f, g \rangle, k \rangle} \mathcal{T}_1$  in  $\mathbf{Tbl}$  with bridges  $\xi : \mathbf{T}_2 \leftarrow \mathbf{R}^{\text{op}} \circ \mathbf{T}_1$ .

*Examples.* Since **DB** is complete and cocomplete, so is  $\mathbf{DB}^{\text{op}}$ . Here we illustrate specific limits and colimits in  $\mathbf{DB}^{\text{op}}$ : initial and terminal objects, binary coproducts and binary products, etc.

**initial:**  $\langle \emptyset^{\text{op}}, \mathbf{0}_{\mathbf{Tbl}} \rangle$  is the initial database in  $\mathbf{DB}^{\text{op}}$ . To any database  $\langle \mathbf{R}, \mathbf{T} \rangle$  there is a unique database morphism  $\langle \emptyset^{\text{op}}, \mathbf{0}_{\mathbf{Tbl}} \rangle \xrightarrow{\langle 0^{\text{op}}, 1_{\mathbf{0}_{\mathbf{Tbl}}} \rangle} \langle \mathbf{R}, \mathbf{T} \rangle$  in  $\mathbf{DB}^{\text{op}}$ .

**terminal:**  $\langle \mathbf{Tbl}^{\text{op}}, \mathbf{1}_{\mathbf{Tbl}} \rangle$  is the terminal database in  $\mathbf{DB}^{\text{op}}$ . From any database  $\langle \mathbf{R}, \mathbf{T} \rangle$  there is a unique database morphism  $\langle \mathbf{R}, \mathbf{T} \rangle \xrightarrow{\langle \mathbf{T}^{\text{op}}, 1_{\mathbf{T}} \rangle} \langle \mathbf{Tbl}^{\text{op}}, \mathbf{1}_{\mathbf{Tbl}} \rangle$  in  $\mathbf{DB}^{\text{op}}$ .

**coproduct:** Any pair of databases  $\langle \mathbf{R}_1, \mathbf{T}_1 \rangle$  and  $\langle \mathbf{R}_2, \mathbf{T}_2 \rangle$  has the binary coproduct database  $\langle \mathbf{R}_{12}, \mathbf{T}_{12} \rangle$  in  $\mathbf{DB}^{\text{op}}$  that combines the two databases in an independent union. The binary coproduct consists of

- the (opposite of the) coproduct context  $\mathbf{R}_{12}^{\text{op}} = \mathbf{R}_1^{\text{op}} + \mathbf{R}_2^{\text{op}}$  and
- the copairing passage  $\mathbf{R}_{12}^{\text{op}} \xrightarrow[T_1, T_2]{T_{12}} \mathbf{Tbl}$ .

There is an opspan of injection database morphisms in  $\mathbf{DB}^{\text{op}}$

$$\langle \mathbf{R}_1, \mathbf{T}_1 \rangle \xrightarrow{\langle inc_1, 1 \rangle} \langle \mathbf{R}_1 + \mathbf{R}_2, \mathbf{T}_{12} \rangle \xleftarrow{\langle inc_2, 1 \rangle} \langle \mathbf{R}_2, \mathbf{T}_2 \rangle$$

with the opspan of inclusion passages  $\mathbf{R}_1 \xleftarrow{inc_1} \mathbf{R}_1 + \mathbf{R}_2 \xleftarrow{inc_2} \mathbf{R}_2$  and the pair of identity bridges  $\mathbf{T}_1 \xleftarrow{1} inc_1^{\text{op}} \circ \mathbf{T}_{12}$  and  $inc_2^{\text{op}} \circ \mathbf{T}_{12} \xrightarrow{1} \mathbf{T}_2$ .

**product:** Any pair of databases  $\langle \mathbf{R}_1, \mathbf{T}_1 \rangle$  and  $\langle \mathbf{R}_2, \mathbf{T}_2 \rangle$  with the opspan of passages  $\mathbf{R}_1^{\text{op}} \xrightarrow{T_1} \mathbf{Tbl} \xleftarrow{T_2} \mathbf{R}_2^{\text{op}}$  has a binary product database in  $\mathbf{DB}^{\text{op}}$ . The binary product  $\langle \mathbf{R}_{12}, \mathbf{T}_{12} \rangle$  consists of

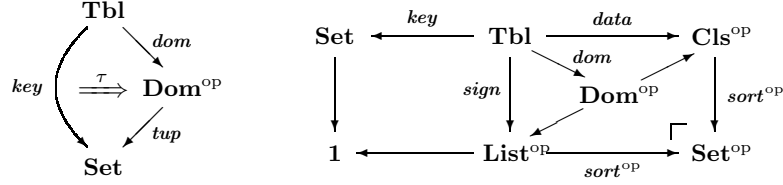
- the (opposite of the) pullback context  $\mathbf{R}_{12}^{\text{op}} = \mathbf{R}_1^{\text{op}} \times_{\mathbf{Tbl}} \mathbf{R}_2^{\text{op}}$  and
- the pairing passage  $\mathbf{R}_{12}^{\text{op}} \xrightarrow[(T_1, T_2)]{T_{12}} \mathbf{Tbl}$ .

There is a span of projection database morphisms in  $\mathbf{DB}^{\text{op}}$

$$\langle \mathbf{R}_1, \mathbf{T}_1 \rangle \xleftarrow{\langle pr_1, 1 \rangle} \langle \mathbf{R}_{12}, \mathbf{T}_{12} \rangle \xrightarrow{\langle pr_2, 1 \rangle} \langle \mathbf{R}_2, \mathbf{T}_2 \rangle$$

with the span of projection passages  $\mathbf{R}_1^{\text{op}} \xleftarrow{pr_1^{\text{op}}} \mathbf{R}_{12}^{\text{op}} \xleftarrow{pr_2^{\text{op}}} \mathbf{R}_2^{\text{op}}$  and the pair of identity bridges  $pr_1^{\text{op}} \circ \mathbf{T}_1 \xleftarrow{1} \mathbf{T}_{12}$  and  $pr_2^{\text{op}} \circ \mathbf{T}_{12} \xrightarrow{1} \mathbf{T}_2$ .

*Projections.* Projections offer an alternate representation, defining the three primary components of databases and database morphisms: diagram shapes, schemed domains and key diagrams. Diagram shapes are direct projections, whereas schemed domains and key diagrams are indirect, coming from composition with table projection passages. Compare the following figure (from the FOLE table paper [12]) to Fig. 8 below.



The context of schemed domains **DOM** can also be defined as the fibered product

$$\mathbf{LIST} \xleftarrow{\text{sign}} \mathbf{DOM} = \mathbf{LIST} \times_{\mathbf{SET}} \mathbf{CLS} \xrightarrow{\text{data}} \mathbf{CLS},$$

for the opspan of passages  $\mathbf{LIST} \xrightarrow{\text{sort}} \mathbf{SET} \xleftarrow{\text{sort}} \mathbf{CLS}$ . The database projections are described in Fig. 8 and are defined as follows.

- The schemed domain projection  $\mathring{dom} = (-)^{\text{op}} \circ dom : \mathbf{DB}^{\text{op}} \rightarrow \mathbf{DOM}$  maps a relational database  $\langle \mathbf{R}, T \rangle$  to the schemed domain  $\mathring{dom}(\mathbf{R}, T) = \langle \mathbf{R}, Q \rangle$  with signed domain diagram  $\mathbf{R} \xrightarrow[T^{\text{op}} \circ dom]{Q} \mathbf{Dom}$ , and maps a relational database morphism  $\langle \mathbf{R}_2, T_2 \rangle \xleftarrow{\langle \mathbf{R}, \xi \rangle} \langle \mathbf{R}_1, T_1 \rangle$  to the schemed domain morphism  $\mathring{dom}(\mathbf{R}, \xi) = \langle \mathbf{R}, \varsigma \rangle : \langle \mathbf{R}_2, Q_2 \rangle \rightarrow \langle \mathbf{R}_1, Q_1 \rangle$  with schemed domain bridge  $Q_2 \xrightarrow[\xi^{\text{op}} \circ dom]{\varsigma} \mathbf{R} \circ Q_1$ .
- The key projection  $\mathring{key} = (-) \circ key : \mathbf{DB} \rightarrow \mathbf{SET}$  maps a relational database  $\langle \mathbf{R}, T \rangle$  to the key set diagram  $\mathring{key}(\mathbf{R}, T) = \langle \mathbf{R}, K \rangle$  with the key passage  $\mathbf{R}^{\text{op}} \xrightarrow[T \circ key]{K} \mathbf{Set}$ , and maps a relational database morphism  $\langle \mathbf{R}_2, T_2 \rangle \xleftarrow{\langle \mathbf{R}, \xi \rangle} \langle \mathbf{R}_1, T_1 \rangle$  to the **SET**-morphism  $\mathring{key}(\mathbf{R}, \xi) = \langle \mathbf{R}, \kappa \rangle : \langle \mathbf{R}_2, K_2 \rangle \leftarrow \langle \mathbf{R}_1, K_1 \rangle$  with a bridge  $K_2 \xleftarrow[\xi \circ key]{\kappa} \mathbf{R} \circ K_1$ .



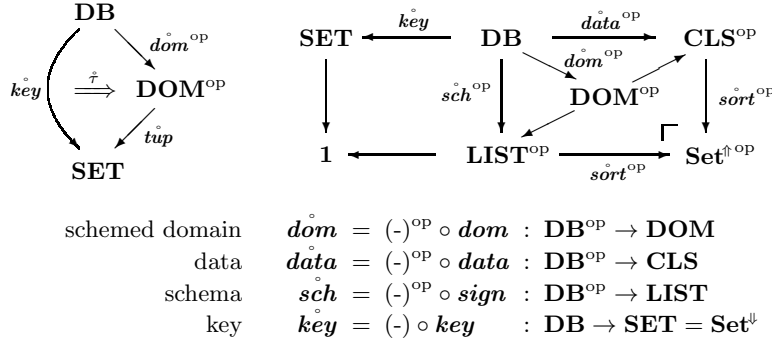


Fig. 8. Database Mathematical Context: DB

**Proposition 8.** *Using projections DB can be described as follows.*

- A database  $\mathcal{R} = \langle \mathbf{R}, \mathbf{Q}, \mathbf{K}, \tau \rangle$  consists of a shape context  $\mathbf{R}$ , a schemed domain  $\mathring{dom}(\mathbf{R}, T) = \langle \mathbf{R}, \mathbf{Q} \rangle$  with the signed domain diagram  $\mathbf{R} \xrightarrow[\text{T}^{\text{op}} \circ \mathring{dom}]{\mathbf{Q}}$   $\text{Dom}$ , a key set diagram  $\mathring{key}(\mathbf{R}, T) = \langle \mathbf{R}, \mathbf{K} \rangle$  with the key passage  $\mathbf{R}^{\text{op}} \xrightarrow[\text{T} \circ \mathring{key}]{\mathbf{K}}$   $\text{Set}$ , and a tuple bridge  $\mathbf{K} \xrightarrow[\text{T} \circ \tau_{\text{Tbl}}]{\tau} \mathbf{Q}^{\text{op}} \circ \text{tup}$ .
- A database morphism (Fig. 9)

$\mathcal{R}_2 = \langle \mathbf{R}_2, \mathbf{Q}_2, \mathbf{K}_2, \tau_2 \rangle \xleftarrow{\langle \mathbf{R}, \varsigma, \kappa \rangle} \langle \mathbf{R}_1, \mathbf{Q}_1, \mathbf{K}_1, \tau_1 \rangle = \mathcal{R}_1$   
 consists of a shape passage  $\mathbf{R}_2 \xrightarrow{\mathbf{R}} \mathbf{R}_1$ , a schemed domain morphism  $\mathring{dom}(\mathbf{R}, \xi) = \langle \mathbf{R}, \varsigma \rangle : \langle \mathbf{R}_2, \mathbf{Q}_2 \rangle \xrightarrow[\mathring{dom}(\mathbf{R}, \xi)]{\langle \mathbf{R}, \varsigma \rangle} \langle \mathbf{R}_1, \mathbf{Q}_1 \rangle$ , and a key diagram morphism  $\mathring{key}(\mathbf{R}, \xi) = \langle \mathbf{R}, \kappa \rangle : \langle \mathbf{R}_2, \mathbf{K}_2 \rangle \leftarrow \langle \mathbf{R}_1, \mathbf{K}_1 \rangle$  with the key bridge  $\kappa = \xi \circ \mathring{key} : \mathbf{K}_2 \Leftarrow \mathbf{R}^{\text{op}} \circ \mathbf{K}_1$ , which satisfy the condition

$$\underbrace{(\xi \circ \mathring{key})}_{\kappa} \bullet \tau_2 = (\mathbf{R}^{\text{op}} \circ \tau_1) \bullet \underbrace{(\xi \circ \mathring{dom}^{\text{op}} \circ \text{tup})}_{\varsigma^{\text{op}}}. \quad (2)$$

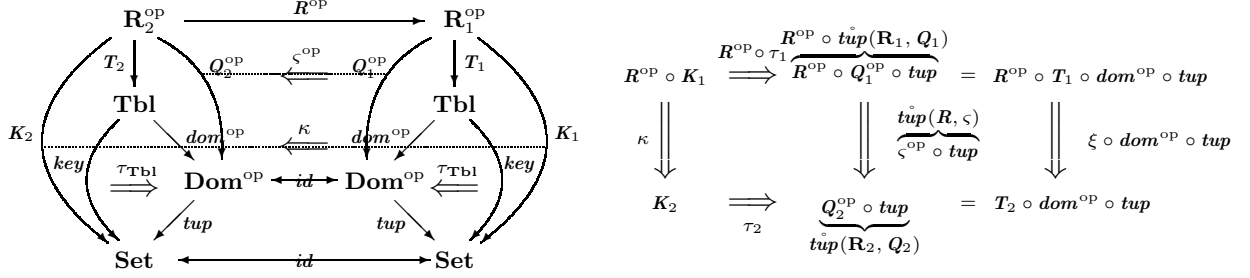


Fig. 9. FOLE Database Morphism (proj): DB

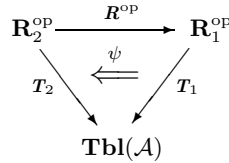
## 4.2 Type Domain Indexing

A type domain, which constrains the body of a relational table, is an indexed collection of data types from which a table's tuples are chosen. Here we define databases with fixed type domain (datatypes). These are more generalized than databases with fixed signed domain (header plus datatypes).<sup>10</sup>

**4.2.1 Lower Aspect:  $\mathbf{Db}(\mathcal{A})$**  Let  $\mathcal{A}$  be a fixed type domain.

**Definition 5.** *The context of  $\mathcal{A}$ -databases is the oplax comma context  $\mathbf{Db}(\mathcal{A}) = \mathbf{Tbl}(\mathcal{A})^\Downarrow$ , a diagram context over  $\mathcal{A}$ -tables. (Def. 7 in § A.2.1)*

A relational  $\mathcal{A}$ -database  $\langle \mathbf{R}, \mathbf{T} \rangle$  is a diagram of  $\mathcal{A}$ -tables, consisting of a shape context  $\mathbf{R}$  and a passage  $\mathbf{R}^{\text{op}} \xrightarrow{\mathbf{T}} \mathbf{Tbl}(\mathcal{A})$ . A relational  $\mathcal{A}$ -database morphism  $\langle \mathbf{R}_2, \mathbf{T}_2 \rangle \xleftarrow{\langle \mathbf{R}, \psi \rangle} \langle \mathbf{R}_1, \mathbf{T}_1 \rangle$  (Fig. 10) consists of a shape-changing passage  $\mathbf{R}_1 \xrightarrow{\mathbf{R}} \mathbf{R}_2$  and a bridge  $\mathbf{T}_2 \xleftarrow{\psi} \mathbf{R}^{\text{op}} \circ \mathbf{T}_1$ .

Fig. 10. Database Morphism:  $\mathbf{Db}(\mathcal{A})$ 

**Proposition 9.** *The fibered context (Grothendieck construction) of  $\mathcal{A}$ -databases  $\mathbf{Db}(\mathcal{A}) = \mathbf{Tbl}(\mathcal{A})^\Downarrow$  is complete and cocomplete and the projection  $\mathbf{Db}(\mathcal{A}) = \mathbf{Tbl}(\mathcal{A})^\Downarrow \rightarrow \mathbf{Cxt} : \langle \mathbf{R}, \mathbf{T} \rangle \mapsto \mathbf{R}$  is continuous and cocontinuous.*

*Proof.* By Prop. 19 of §A.1.3, since  $\mathbf{Tbl}(\mathcal{A})$  is complete/cocomplete [12]. ■

<sup>10</sup> These are not defined here. We could also define databases with fixed schema (header).

*Projections.* Projections offer an alternate representation, defining the three primary components of  $\mathcal{A}$ -databases and  $\mathcal{A}$ -database morphisms: diagram shapes, schemed domains and key diagrams. Diagram shapes are direct projections, whereas schemed domains and key diagrams are indirect, coming from composition with  $\mathcal{A}$ -table projection passages. The database projections are described in Fig. 11 and are defined as follows.

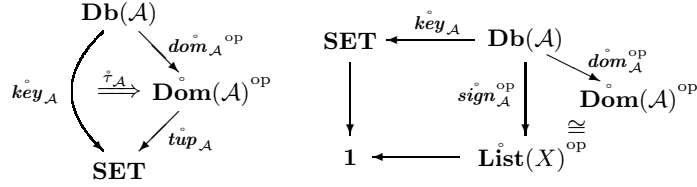


Fig. 11. Database Mathematical Context:  $\mathbf{Db}(\mathcal{A})$

- The schemed domain projection  $\mathring{dom}_{\mathcal{A}} : \mathbf{Db}(\mathcal{A}) \rightarrow \mathbf{Dom}(\mathcal{A})$  maps
  - a relational  $\mathcal{A}$ -database  $\langle \mathbf{R}, \mathbf{T} \rangle$  in  $\mathbf{Db}(\mathcal{A})$  to the  $\mathcal{A}$ -schemed domain  $\mathring{dom}_{\mathcal{A}}(\mathbf{R}, \mathbf{T}) = \langle \mathbf{R}, \mathbf{S} \rangle$  in  $\mathbf{Dom}(\mathcal{A})$  with signed domain diagram (schema)  $\mathbf{R} \xrightarrow[T \circ \text{Po } dom_{\mathcal{A}}]{\mathbf{S}} \mathbf{Dom}(\mathcal{A}) \cong \mathbf{List}(X)$ , and
  - maps a relational  $\mathcal{A}$ -database morphism  $\langle \mathbf{R}_2, \mathbf{T}_2 \rangle \xleftarrow{\langle \mathbf{R}, \psi \rangle} \langle \mathbf{R}_1, \mathbf{T}_1 \rangle$  to the schemed domain morphism  $\langle \mathbf{R}_2, \mathbf{S}_2 \rangle \xrightarrow[\langle \mathbf{R}, \varphi \rangle]{\mathring{dom}_{\mathcal{A}}(\mathbf{R}, \psi)} \langle \mathbf{R}_1, \mathbf{S}_1 \rangle$  in  $\mathbf{Dom}(\mathcal{A})$  with bridge  $\varphi = \psi^{\text{Po}} \circ \mathring{dom}_{\mathcal{A}} : \mathbf{S}_2 \Rightarrow \mathbf{R} \circ \mathbf{S}_1$ .
- The key projection  $\mathring{key}_{\mathcal{A}} : \mathbf{Db}(\mathcal{A}) \rightarrow \mathbf{SET}$ 
  - maps a relational database  $\langle \mathbf{R}, \mathbf{T} \rangle$  in  $\mathbf{Db}(\mathcal{A})$  to the key set diagram  $\mathring{key}_{\mathcal{A}}(\mathbf{R}, \mathbf{T}) = \langle \mathbf{R}, \mathbf{K} \rangle$  in  $\mathbf{SET}$  with key passage  $\mathbf{R}^{\text{op}} \xrightarrow[T \circ \mathring{key}_{\mathcal{A}}]{\mathbf{K}} \mathbf{Set}$ , and
  - maps a relational  $\mathcal{A}$ -database morphism  $\langle \mathbf{R}_2, \mathbf{T}_2 \rangle \xleftarrow{\langle \mathbf{R}, \psi \rangle} \langle \mathbf{R}_1, \mathbf{T}_1 \rangle$  to the  $\mathbf{SET}$ -morphism  $\langle \mathbf{R}_2, \mathbf{K}_2 \rangle \xleftarrow[\langle \mathbf{R}, \kappa \rangle]{\mathring{key}_{\mathcal{A}}(\mathbf{R}, \psi)} \langle \mathbf{R}_1, \mathbf{K}_1 \rangle$  with a bridge  $\kappa = \psi \circ \mathring{key}_{\mathcal{A}} : \mathbf{K}_2 \Leftarrow \mathbf{R}^{\text{op}} \circ \mathbf{K}_1$ .

**Proposition 10.** *Using projections  $\mathbf{Db}(\mathcal{A})$  can be described as follows.*

- An  $\mathcal{A}$ -database is an object  $\mathcal{R} = \langle \mathbf{R}, \mathbf{S}, \mathbf{K}, \tau \rangle$  in  $\mathbf{Db}(\mathcal{A})$  consisting of (i) an object  $\mathring{\mathbf{key}}_{\mathcal{A}}(\mathcal{R}) = \langle \mathbf{R}, \mathbf{K} \rangle$  in  $\mathbf{SET} = \mathbf{Set}^{\downarrow}$  with shape context  $\mathbf{R}$  and key diagram  $\mathbf{R}^{\text{op}} \xrightarrow[T \circ \mathring{\mathbf{key}}_{\mathcal{A}}]{\mathbf{K}} \mathbf{Set}$ , (ii) an object  $\mathring{\mathbf{dom}}_{\mathcal{A}}(\mathcal{R}) = \langle \mathbf{R}, \mathbf{S} \rangle$  in  $\mathring{\mathbf{Dom}}(\mathcal{A}) = \mathbf{Dom}(\mathcal{A})^{\uparrow}$  with shape context  $\mathbf{R}$  and schema  $\mathbf{R} \xrightarrow[T^{\text{op}} \circ \mathring{\mathbf{dom}}_{\mathcal{A}}]{\mathbf{S}} \mathbf{Dom}(\mathcal{A}) \cong \mathbf{List}(X)$ , and (iii) a tuple bridge  $\mathbf{K} \xrightarrow[T \circ \tau_{\mathcal{A}}]{\tau} \mathbf{S}^{\text{op}} \circ \mathbf{tup}_{\mathcal{A}}$ . Hence, a database in  $\mathbf{Db}(\mathcal{A})$  is a  $\mathbf{SET}$ -morphism  $\mathring{\mathbf{key}}_{\mathcal{A}}(\mathcal{R}) = \langle \mathbf{R}, \mathbf{K} \rangle \xrightarrow[\langle \mathbf{1}, \tau \rangle]{\hat{\tau}_{\mathcal{R}}} \langle \mathbf{R}, \mathbf{S}^{\text{op}} \circ \mathbf{tup}_{\mathcal{A}} \rangle = \mathring{\mathbf{tup}}_{\mathcal{A}}(\mathbf{R}, \mathbf{S}) = \mathring{\mathbf{tup}}_{\mathcal{A}}(\mathring{\mathbf{dom}}_{\mathcal{A}}(\mathcal{R}))$ .

- An  $\mathcal{A}$ -database morphism is a morphism

$$\mathcal{R}_2 = \langle \mathbf{R}_2, \mathbf{S}_2, \mathbf{K}_2, \tau_2 \rangle \xleftarrow[\langle \mathbf{R}, \varphi, \kappa \rangle]{\langle \mathbf{R}_1, \mathbf{S}_1, \mathbf{K}_1, \tau_1 \rangle} \mathcal{R}_1$$

in  $\mathbf{Db}(\mathcal{A})$  consisting of (i) a morphism  $\mathring{\mathbf{key}}_{\mathcal{A}}(\mathcal{R}_2) = \langle \mathbf{R}_2, \mathbf{K}_2 \rangle \xleftarrow[\langle \mathbf{R}, \kappa \rangle]{\mathring{\mathbf{key}}_{\mathcal{A}}(\mathbf{R}, \hat{\varphi}, \kappa)} \mathring{\mathbf{key}}_{\mathcal{A}}(\mathcal{R}_1) = \langle \mathbf{R}_1, \mathbf{K}_1 \rangle$  in  $\mathbf{SET}$  with the bridge  $\mathbf{K}_2 \xleftarrow[\hat{\mathbf{R}}^{\text{op}} \circ \mathbf{K}_1]{\kappa}$ , and (ii) an  $\mathcal{A}$ -schema morphism  $\mathring{\mathbf{dom}}_{\mathcal{A}}(\mathcal{R}_2) = \langle \mathbf{R}_2, \mathbf{S}_2 \rangle \xrightarrow[\langle \mathbf{R}, \varphi \rangle]{\mathring{\mathbf{dom}}_{\mathcal{A}}(\mathbf{R}, \hat{\varphi}, \kappa)} \mathring{\mathbf{dom}}_{\mathcal{A}}(\mathcal{R}_1) = \langle \mathbf{R}_1, \mathbf{S}_1 \rangle$  in  $\mathring{\mathbf{Dom}}(\mathcal{A}) = \mathbf{Dom}(\mathcal{A})^{\uparrow}$  with the bridge  $\mathbf{S}_2 \xRightarrow[\varphi]{\hat{\mathbf{R}} \circ \mathbf{S}_1}$ , which satisfy the condition  $\langle \hat{\mathbf{R}}, \kappa \rangle \circ \langle \mathbf{R}_2, \tau_2 \rangle = \langle \mathbf{R}_1, \tau_1 \rangle \circ \langle \mathbf{R}, \varphi^{\text{op}} \circ \mathbf{tup}_{\mathcal{A}} \rangle$  in  $\mathbf{SET}$ . Hence,  $\mathbf{R}_2 \circ \hat{\mathbf{R}} = \mathbf{R} \circ \mathbf{R}_1$  and  $\kappa \bullet \tau_2 = (\mathbf{R}^{\text{op}} \circ \tau_1) \bullet (\varphi^{\text{op}} \circ \mathbf{tup}_{\mathcal{A}})$ .<sup>11</sup>

$$\begin{array}{ccc}
 \mathbf{K}_2 & \xleftarrow{\kappa} & \mathbf{R}^{\text{op}} \circ \mathbf{K}_1 \\
 \tau_2 \Downarrow & & \Downarrow \mathbf{R}^{\text{op}} \circ \tau_1 \\
 \mathbf{S}_2^{\text{op}} \circ \mathbf{tup}_{\mathcal{A}} & \xleftarrow[\varphi^{\text{op}} \circ \mathbf{tup}_{\mathcal{A}}]{\mathbf{R}^{\text{op}} \circ \mathbf{S}_1^{\text{op}} \circ \mathbf{tup}_{\mathcal{A}}} & \mathbf{S}_1^{\text{op}} \circ \mathbf{tup}_{\mathcal{A}}
 \end{array}
 \qquad
 \begin{array}{ccc}
 \langle \mathbf{R}_2, \mathbf{K}_2 \rangle & \xleftarrow[\langle \mathbf{R}, \kappa \rangle]{\langle \mathbf{R}_1, \mathbf{K}_1 \rangle} & \langle \mathbf{R}_1, \mathbf{K}_1 \rangle \\
 \langle \mathbf{1}, \tau_2 \rangle \downarrow & \mathbf{SET} = \mathbf{Set}^{\downarrow} & \downarrow \langle \mathbf{1}, \tau_1 \rangle \\
 \underbrace{\langle \mathbf{R}_2, \mathbf{S}_2^{\text{op}} \circ \mathbf{tup}_{\mathcal{A}} \rangle}_{\mathring{\mathbf{tup}}(\mathbf{R}_2, \mathbf{S}_2)} & \xleftarrow[\underbrace{\langle \mathbf{R}, \varphi^{\text{op}} \circ \mathbf{tup}_{\mathcal{A}} \rangle}_{\mathring{\mathbf{tup}}_{\mathcal{A}}(\mathbf{R}, \varphi)}]{\underbrace{\langle \mathbf{R}_1, \mathbf{S}_1^{\text{op}} \circ \mathbf{tup}_{\mathcal{A}} \rangle}_{\mathring{\mathbf{tup}}(\mathbf{R}_1, \mathbf{S}_1)}} & \langle \mathbf{R}_1, \mathbf{S}_1^{\text{op}} \circ \mathbf{tup}_{\mathcal{A}} \rangle
 \end{array}$$

**Fig. 12.** Database Morphism (proj):  $\mathbf{Db}(\mathcal{A})$

<sup>11</sup> When the shape context is  $\mathbf{1}$ , an  $\mathcal{A}$ -database is an  $\mathcal{A}$ -table  $\langle I, X, K, t \rangle \in \mathbf{Tbl}(\mathcal{A})$  consisting of an  $X$ -sorted signature  $\langle I, X \rangle \in \mathbf{List}(X)$ , a key set  $K \in \mathbf{Set}$ , and a tuple function  $K \xrightarrow{t} \mathbf{tup}_{\mathcal{S}}(I, X)$ . When the shape passage is  $\mathbf{1} \xrightarrow{I} \mathbf{1}$ , an  $\mathcal{A}$ -database morphism is an  $\mathcal{A}$ -table morphism  $\langle I_2, X_2, K_2, t_2 \rangle \xleftarrow[\langle h, k \rangle]{\langle I_1, X_1, K_1, t_1 \rangle} \langle I_1, X_1, K_1, t_1 \rangle$  in  $\mathbf{Tbl}(\mathcal{A})$  consisting of a  $X$ -sorted signature morphism  $\langle I_2, s_2 \rangle \xrightarrow{h} \langle I_1, s_1 \rangle$  in  $\mathbf{List}(X)$ , and a key function  $K_2 \xleftarrow{k} K_1$ , which satisfy the condition  $k \cdot t_2 = \tau_1 \cdot \mathbf{tup}_{\mathcal{A}}(h)$  in  $\mathbf{Set}$ .

**4.2.2 Upper Aspect: Db** The subcontext of FOLE databases (with constant type domains and constant type domain morphisms) is denoted by  $\mathbf{Db} \subseteq \mathbf{DB}$ .

- A relational database  $\langle \mathbf{R}, \mathbf{T}, \mathcal{A} \rangle$  in  $\mathbf{Db}$  consists of a type domain  $\mathcal{A}$  and a relational database  $\langle \mathbf{R}, \mathbf{T} \rangle$  in  $\mathbf{Db}(\mathcal{A})$  with a shape context  $\mathbf{R}$  and a passage  $\mathbf{R}^{\text{op}} \xrightarrow{T} \mathbf{Tbl}(\mathcal{A})$ .
- A relational database morphism  $\langle \mathbf{R}_2, \mathbf{T}_2, \mathcal{A}_2 \rangle \xleftarrow{\langle \mathbf{R}, \hat{\psi}, f, g \rangle} \langle \mathbf{R}_1, \mathbf{T}_1, \mathcal{A}_1 \rangle$  in  $\mathbf{Db}$  (Fig. 13) with constant type domain morphism  $\langle f, g \rangle : \mathcal{A}_2 \rightleftarrows \mathcal{A}_1$ , is a FOLE database morphism  $\langle \mathbf{R}, \xi \rangle : \langle \mathbf{R}_2, \mathbf{T}_2 \rangle \leftarrow \langle \mathbf{R}_1, \mathbf{T}_1 \rangle$ , whose tabular interpretation bridge  $\mathbf{T}_2 \xleftarrow{\xi} \mathbf{R} \circ \mathbf{T}_1$  factors adjointly

$$(\mathbf{R}^{\text{op}} \circ \mathbf{T}_1) \circ \hat{\chi}_{\langle f, g \rangle} \bullet (\hat{\psi} \circ \mathbf{inc}_{\mathcal{A}_2}) = \xi = (\hat{\psi} \circ \mathbf{inc}_{\mathcal{A}_1}) \bullet (\mathbf{T}_2 \circ \hat{\chi}_{\langle f, g \rangle}) \quad (3)$$

through the fiber adjunction  $\mathbf{Tbl}(\mathcal{A}_2) \xleftarrow{\hat{tbl}_{\langle f, g \rangle} \dashv \hat{tbl}_{\langle f, g \rangle}} \mathbf{Tbl}(\mathcal{A}_1)$  using the table inclusion bridge adjointness  $\hat{\chi}_{\langle f, g \rangle} = (\hat{\chi}_{\langle f, g \rangle}, \hat{\chi}_{\langle f, g \rangle})$ <sup>12</sup>

levo	dextro
$\hat{\chi}_{\langle f, g \rangle} : \hat{tbl}_{\langle f, g \rangle} \circ \mathbf{inc}_{\mathcal{A}_2} \Leftarrow \mathbf{inc}_{\mathcal{A}_1}$	$\hat{\chi}_{\langle f, g \rangle} : \mathbf{inc}_{\mathcal{A}_2} \Leftarrow \hat{tbl}_{\langle f, g \rangle} \circ \mathbf{inc}_{\mathcal{A}_1}$
$\hat{\chi}_{\langle f, g \rangle} = (\eta_{\langle f, g \rangle} \circ \mathbf{inc}_{\mathcal{A}_1}) \bullet (\hat{tbl}_{\langle f, g \rangle} \circ \hat{\chi}_{\langle f, g \rangle})$	$\hat{\chi}_{\langle f, g \rangle} = (\hat{tbl}_{\langle f, g \rangle} \circ \hat{\chi}_{\langle f, g \rangle}) \bullet (\varepsilon_{\langle f, g \rangle} \circ \mathbf{inc}_{\mathcal{A}_2})$

defined in (Kent [12]). This consists of equivalent morphisms

$$\underbrace{\langle \mathbf{R}_2, \mathbf{T}_2 \rangle \xleftarrow{\langle \mathbf{R}, \hat{\psi} \rangle} \overbrace{\hat{db}_{\langle f, g \rangle}(\mathbf{R}_1, \mathbf{T}_1)}^{\langle \mathbf{R}_1, \mathbf{T}_1 \circ \hat{tbl}_{\langle f, g \rangle} \rangle}}_{\in \mathbf{Db}(\mathcal{A}_2)} \xrightarrow{\cong} \underbrace{\overbrace{\hat{db}_{\langle f, g \rangle}(\mathbf{R}_2, \mathbf{T}_2)}^{\langle \mathbf{R}_2, \mathbf{T}_2 \circ \hat{tbl}_{\langle f, g \rangle} \rangle} \xleftarrow{\langle \mathbf{R}, \hat{\psi} \rangle} \langle \mathbf{R}_1, \mathbf{T}_1 \rangle}_{\in \mathbf{Db}(\mathcal{A}_1)}$$

We normally just use the bridge restriction  $\hat{\psi}$  or  $\hat{\psi}$  for the database morphism. We use  $\hat{\psi}$  to denote either of these equivalent bridges. The original definition can be computed with the factorization in Disp. 3.

**Proposition 11.** *Hence, the fibered context  $\mathbf{Db}$  (with constant type domain) is the Grothendieck construction of the indexed adjunction*

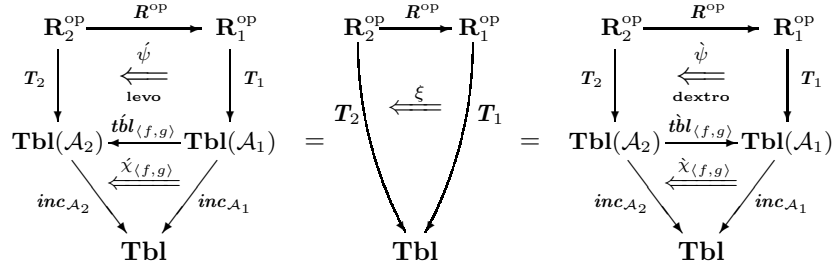
$$\mathbf{Db} = \int_{\text{data}} : \mathbf{Cls}^{\text{op}} \xrightarrow{\hat{db}} \mathbf{Adj}.$$

*Proof.* By composing on the bottom (type domain), define the following database fiber adjunction for any type domain morphisms  $\mathcal{A}_2 \xleftarrow{\langle f, g \rangle} \mathcal{A}_1$

$$\mathbf{Db}(\mathcal{A}_2) \xrightleftharpoons[\hat{db}_{\langle f, g \rangle}]{\hat{db}_{\langle f, g \rangle}} \mathbf{Db}(\mathcal{A}_1).$$

<sup>12</sup> The table bridge pair projects to the signed domain bridge pair

$$\begin{array}{cc} \hat{\chi}_{\langle f, g \rangle} \circ \mathbf{dom}^{\text{op}} = \mathbf{dom}_{\mathcal{A}_1}^{\text{op}} \circ \hat{\iota}_{\langle f, g \rangle}^{\text{op}} & \hat{\chi}_{\langle f, g \rangle} \circ \mathbf{dom}^{\text{op}} = \mathbf{dom}_{\mathcal{A}_2}^{\text{op}} \circ \hat{\iota}_{\langle f, g \rangle}^{\text{op}} \\ \text{levo} & \text{dextro} \end{array}$$

Fig. 13. Database Morphism: **Db**

**Proposition 12.** *The fibered context (Grothendieck construction)  $\mathbf{Db} = \int_{data} : \mathbf{Cls}^{\text{op}} \xrightarrow{\hat{db}} \mathbf{Adj}$  is complete and cocomplete and the projection  $\mathbf{Db} \rightarrow \mathbf{Cls}$  is continuous and cocontinuous.*

*Proof.* By Fact 5 of § A.1.1, since the indexing context **Cls** is complete and cocomplete ([1]), and the fiber context  $\mathbf{Db}(\mathcal{A})$  is complete and cocomplete for each type domain  $\mathcal{A}$  by Prop. 9 above. ■

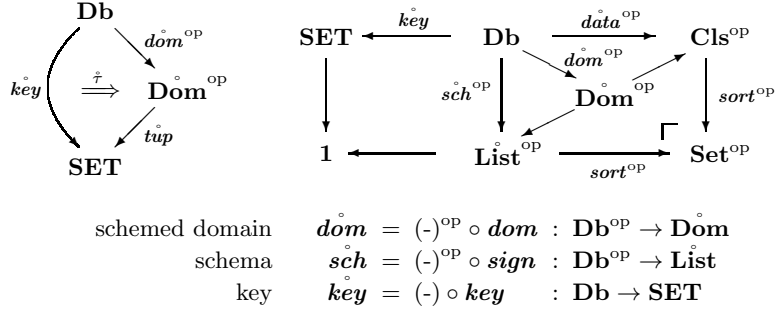
**Proposition 13.**  *$\mathbf{Db}$  is a subcontext of the context of databases  $\mathbf{Db} \subsetneq \mathbf{DB}$ .*

*Proof.* There is a (vertical) composition passage  $\mathbf{Db} \xrightarrow{\hat{inc}} \mathbf{DB}$ , which maps a database  $\langle \mathbf{R}, \mathbf{T}, \mathcal{A} \rangle$  to the composite passage  $\hat{inc}(\mathbf{R}, \mathbf{T}, \mathcal{A}) = \langle \mathbf{R}, \mathbf{T} \circ \hat{inc}_{\mathcal{A}} \rangle$  and maps a database morphism  $\langle \mathbf{R}_2, \mathbf{T}_2, \mathcal{A}_2 \rangle \xleftarrow{\langle \mathbf{R}, \hat{\psi}, f, g \rangle} \langle \mathbf{R}_1, \mathbf{T}_1, \mathcal{A}_1 \rangle$  to the composite bridge  $\hat{inc}(\mathbf{R}_2, \mathbf{T}_2, \mathcal{A}_2) \xleftarrow{\hat{inc}(\mathbf{R}, \hat{\psi}, f, g)} \hat{inc}(\mathbf{R}_1, \mathbf{T}_1, \mathcal{A}_1)$ .  
 $\langle \mathbf{R}, \xi = \hat{\psi} \circ \hat{\chi}_{(f,g)} \rangle$  ■

*Projections.* Composition with table projection passages define database projection passages. These projections offer an alternate representation, defining the three primary components of databases and their morphisms in **Db**: diagram shapes, schemed domains and key diagrams. The database projections are described in Fig. 14 and are defined as follows.

- The schemed domain projection  $\hat{dom} = (-)^{\text{op}} \circ \mathbf{dom} : \mathbf{Db}^{\text{op}} \rightarrow \mathbf{Dom}$  maps a relational database  $\mathcal{R} = \langle \mathbf{R}, \mathbf{T}, \mathcal{A} \rangle$  to the schemed domain  $\hat{dom}(\mathcal{R}) = \langle \mathbf{R}, \mathbf{S}, \mathcal{A} \rangle$  with schema  $\mathbf{R} \xrightarrow[\mathbf{T}^{\text{op}} \circ \mathbf{dom}_{\mathcal{A}}]{\mathbf{S}} \mathbf{Dom}(\mathcal{A}) \cong \mathbf{List}(X)$ , and maps a relational database morphism  $\langle \mathbf{R}, \hat{\psi}, f, g \rangle : \mathcal{R}_2 \leftarrow \mathcal{R}_1$  to the schema morphism  $\hat{dom}(\mathbf{R}, \hat{\psi}, f, g) = \langle \mathbf{R}, \hat{\phi}, f, g \rangle : \hat{dom}(\mathcal{R}_2) \rightarrow \hat{dom}(\mathcal{R}_1)$  with equivalent bridge pair  $\hat{\phi} = \langle \hat{\phi}, \hat{\phi} \rangle = \langle \hat{\psi}^{\text{op}} \circ \mathbf{sign}_{\mathcal{A}_2}, \hat{\psi}^{\text{op}} \circ \mathbf{sign}_{\mathcal{A}_1} \rangle$ .
- The key projection  $\hat{key} = (-) \circ \mathbf{key} : \mathbf{Db} \rightarrow \mathbf{SET}$  maps a relational database  $\mathcal{R} = \langle \mathbf{R}, \mathbf{T}, \mathcal{A} \rangle$  to the key set diagram  $\hat{key}(\mathcal{R}) = \langle \mathbf{R}, \mathbf{K} \rangle$  in **SET** with

the key passage  $\mathbf{R}^{\text{op}} \xrightarrow[T \circ \text{key}_A]{K} \mathbf{Set}$ , and maps a relational database morphism  $\langle \mathbf{R}, \hat{\psi}, f, g \rangle : \mathcal{R}_2 \leftarrow \mathcal{R}_1$  to the **SET**-morphism  $\text{key}(\mathbf{R}, \hat{\psi}, f, g) = \langle \mathbf{R}, \kappa \rangle : \langle \mathbf{R}_2, \mathbf{K}_2 \rangle \leftarrow \langle \mathbf{R}_1, \mathbf{K}_1 \rangle$  with key bridge  $\mathbf{K}_2 \xleftarrow{\kappa} \mathbf{R}^{\text{op}} \circ \mathbf{K}_1$ .



**Fig. 14.** Database Mathematical Context: **Db**

**Proposition 14.** *Using projections,  $\mathbf{Db}$  can be described as follows.*

- A database (with constant type domain)  $\mathcal{R} = \langle \mathbf{R}, \mathbf{S}, \mathcal{A}, \mathbf{K}, \tau \rangle$  consists of an object  $\mathbf{key}(\mathcal{R}) = \langle \mathbf{R}, \mathbf{K} \rangle$  in  $\mathbf{SET}$ <sup>13</sup>, an object  $\mathbf{dom}(\mathcal{R}) = \langle \mathbf{R}, \mathbf{S}, \mathcal{A} \rangle$  in  $\mathbf{Dom}$ <sup>14</sup> and a tuple bridge  $\mathbf{K} \xrightarrow[T \circ \tau_{\mathcal{A}}]{\tau} \mathbf{S}^{\text{op}} \circ \mathbf{tup}_{\mathcal{A}} = \mathbf{tup}_{\mathcal{A}}(\mathbf{S})$ . Hence, a database in  $\mathbf{Db}$  is a  $\mathbf{SET}$ -morphism

$$\mathbf{key}(\mathcal{R}) = \langle \mathbf{R}, \mathbf{K} \rangle \xrightarrow{\langle 1, \tau \rangle} \langle \mathbf{R}, \mathbf{tup}_{\mathcal{A}}(\mathbf{S}) \rangle = \mathbf{tup}(\mathbf{R}, \mathbf{S}, \mathcal{A}) = \mathbf{tup}(\mathbf{dom}(\mathcal{R})).$$

- A database morphism (with constant type domain morphism)

$$\begin{aligned} \mathcal{R}_2 = \langle \mathbf{R}_2, \mathbf{S}_2, \mathcal{A}_2, \mathbf{K}_2, \tau_2 \rangle &\xleftarrow{\langle \mathbf{R}, \hat{\varphi}, f, g, \kappa \rangle} \langle \mathbf{R}_1, \mathbf{S}_1, \mathcal{A}_1, \mathbf{K}_1, \tau_1 \rangle = \mathcal{R}_1 \\ \text{consists of a morphism } \mathbf{key}(\mathcal{R}_2) = \langle \mathbf{R}_2, \mathbf{K}_2 \rangle &\xleftarrow{\langle \mathbf{R}, \kappa \rangle} \langle \mathbf{R}_1, \mathbf{K}_1 \rangle = \mathbf{key}(\mathcal{R}_1) \text{ in} \\ \mathbf{SET} \text{ with bridge } \mathbf{K}_2 &\xleftarrow{\kappa} \mathbf{R}^{\text{op}} \circ \mathbf{K}_1, \text{ and a morphism } \mathbf{dom}(\mathcal{R}_2) = \langle \mathbf{R}_2, \mathbf{S}_2, \mathcal{A}_2 \rangle \xrightarrow{\langle \mathbf{R}, \hat{\varphi}, f, g \rangle} \\ \langle \mathbf{R}_1, \mathbf{S}_1, \mathcal{A}_1 \rangle &= \mathbf{dom}(\mathcal{R}_1) \text{ in } \mathbf{Dom} \text{ with equivalent bridge pair } \hat{\varphi} = \langle \hat{\varphi}, \hat{\varphi} \rangle = \\ \langle \hat{\psi}^{\text{op}} \circ \mathbf{sign}_{\mathcal{A}_2}, \hat{\psi}^{\text{op}} \circ \mathbf{sign}_{\mathcal{A}_1} \rangle, &\text{ which satisfy the condition} \end{aligned}$$

$$\langle \mathbf{R}, \kappa \rangle \circ \langle 1, \tau_2 \rangle = \langle 1, \tau_1 \rangle \circ \mathbf{tup}(\mathbf{R}, \hat{\varphi}, f, g) \quad (4)$$

The condition (Expo. 4) resolves into the adjoint conditions

$$\begin{aligned} \kappa \bullet \tau_2 &= (\mathbf{R}^{\text{op}} \circ \tau_1) \bullet (\mathbf{R}^{\text{op}} \circ \mathbf{S}_1^{\text{op}} \circ \hat{\tau}_{(f,g)}) \bullet (\hat{\varphi}^{\text{op}} \circ \mathbf{tup}_{\mathcal{A}_2}) & \kappa \bullet \tau_2 &= (\mathbf{R}^{\text{op}} \circ \tau_1) \bullet (\hat{\varphi}^{\text{op}} \circ \mathbf{tup}_{\mathcal{A}_1}) \bullet (\mathbf{S}_2^{\text{op}} \circ \hat{\tau}_{(f,g)}) \\ &= (\mathbf{R}^{\text{op}} \circ \tau_1) \bullet \underbrace{(\hat{\varphi}^{\text{op}} \circ \hat{\tau}_{(f,g)})}_{\mathbf{tup}_{(f,g)}(\hat{\varphi})} & &= (\mathbf{R}^{\text{op}} \circ \tau_1) \bullet \underbrace{(\hat{\varphi}^{\text{op}} \circ \hat{\tau}_{(f,g)})}_{\mathbf{tup}_{(f,g)}(\hat{\varphi})} \end{aligned}$$

*levo*

*dextro*

**Proposition 15.** *The schemed domain projection  $\mathbf{dom} : \mathbf{DB}^{\text{op}} \rightarrow \mathbf{DOM}$  is continuous and cocontinuous.*

<sup>13</sup> A shape context  $\mathbf{R}$  and a key diagram  $\mathbf{R}^{\text{op}} \xrightarrow[T \circ \mathbf{key}_{\mathcal{A}}]{K} \mathbf{Set}$ .

<sup>14</sup> A shape context  $\mathbf{R}$  and a schema  $\mathbf{R} \xrightarrow[T \circ \mathbf{Po}_{\mathbf{dom}_{\mathcal{A}}}]{S} \mathbf{Dom}(\mathcal{A}) \cong \mathbf{List}(X)$ .



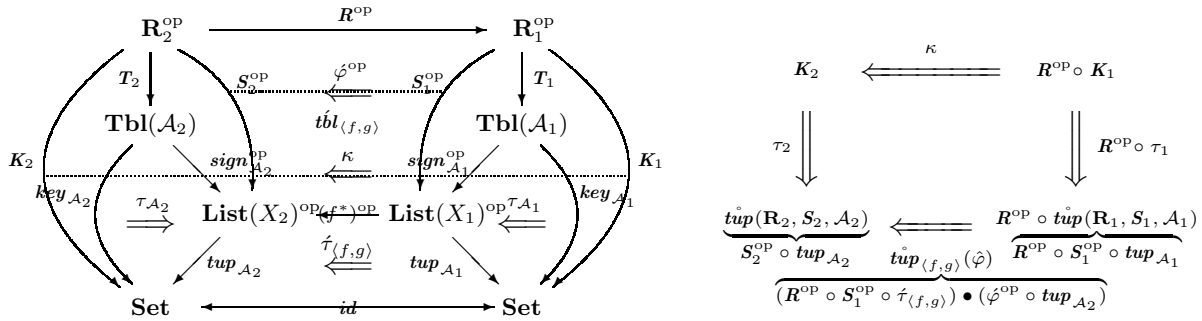


Fig. 15. Database Morphism (proj): Db

## A Appendix

### A.1 General Theory

**Fact 1** *There is an adjunction  $\mathbf{A} \xrightarrow{\langle F \dashv G \rangle} \mathbf{B}$  with unit  $1_{\mathbf{A}} \xRightarrow{\eta} F \circ G$  and counit  $1_{\mathbf{B}} \xleftarrow{\epsilon} G \circ F$  when the following two triangle identities hold*

$$\begin{aligned} F &\xRightarrow{(\eta \circ F)} F \circ G \circ F \xRightarrow{(F \circ \epsilon)} F = F \xRightarrow{1_F} F \\ G &\xRightarrow{(G \circ \eta)} G \circ F \circ G \xRightarrow{(\epsilon \circ G)} G = G \xRightarrow{1_G} G \end{aligned}$$

**Definition 6.** *A left adjoint  $\mathbf{A} \xrightarrow{F} \mathbf{B}$  to an inclusion passage  $\mathbf{A} \xleftarrow{G} \mathbf{B}$  (of a full context  $\mathbf{B}$ ) is called a reflection. A full subcontext  $\mathbf{B}$  of a context  $\mathbf{A}$  is said to be reflective in  $\mathbf{A}$  when the inclusion passage  $\mathbf{A} \xleftarrow{G} \mathbf{B}$  has a left adjoint. A passage  $\mathbf{A} \xrightarrow{F} \mathbf{B}$  is full when to every pair  $a$  and  $a'$  of objects of  $\mathbf{A}$  and to every morphism  $F(a) \xrightarrow{g} F(a')$  of  $\mathbf{B}$  there is a morphism  $a \xrightarrow{f} a'$  of  $\mathbf{A}$  such that  $F(f) = g$ .*

**Fact 2** *For a reflection  $1_{\mathbf{B}} \xleftarrow{\epsilon} G \circ F$  the triangle identities become*

$$F \xRightarrow{(\eta \circ F)} F = F \xRightarrow{1_F} F \text{ and } G \xRightarrow{(G \circ \eta)} G = G \xRightarrow{1_G} G$$

### A.1.1 Grothendieck Construction

**fibration:** A fibration (fibered context)  $\int \dot{\mathcal{C}}$  is the Grothendieck construction of a contravariant pseudo-passage (indexed context)  $\mathbf{I}^{\text{op}} \xrightarrow{\dot{\mathcal{C}}} \mathbf{Cxt}$ , where the action on any indexing object  $i$  in  $\mathbf{I}$  is the fiber context  $\dot{\mathcal{C}}_i$  and the action on any indexing morphism  $i \xrightarrow{a} i'$  is the fiber passage  $\mathcal{C}_i \xleftarrow{\dot{\mathcal{C}}_a} \mathcal{C}_{i'}$ . An object in  $\int \dot{\mathcal{C}}$  is a pair  $\langle i, A \rangle$ , where  $i$  is an indexing object in  $\mathbf{I}$  and  $A$  is an object in the fiber context  $\dot{\mathcal{C}}_i$ . A morphism in  $\int \dot{\mathcal{C}}$  is a pair  $\langle i, A \rangle \xrightarrow{\langle a, \hat{f} \rangle} \langle i', A' \rangle$ , where  $i \xrightarrow{a} i'$  is an indexing morphism in  $\mathbf{I}$  and  $A \xrightarrow{\hat{f}} \dot{\mathcal{C}}_a(A')$  is a fiber morphism in  $\dot{\mathcal{C}}_i$ . There is a projection passage  $\int \dot{\mathcal{C}} \rightarrow \mathbf{I}$ .

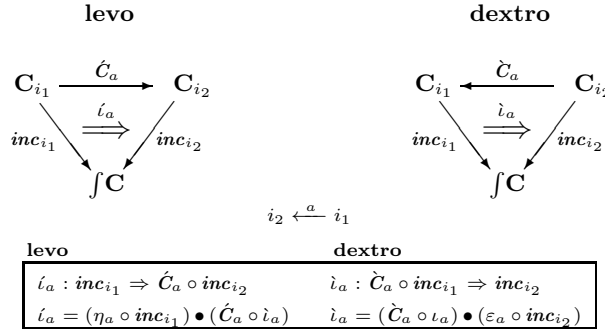
**opfibration:** An opfibration  $\int \dot{\mathcal{C}}$  is the Grothendieck construction of a covariant pseudo-passage (indexed context)  $\mathbf{I} \xrightarrow{\dot{\mathcal{C}}} \mathbf{Cxt}$ , where the action on any indexing object  $i$  in  $\mathbf{I}$  is the fiber context  $\dot{\mathcal{C}}_i$  and the action on any indexing morphism  $i \xrightarrow{a} i'$  is the fiber passage  $\mathcal{C}_i \xrightarrow{\dot{\mathcal{C}}_a} \mathcal{C}_{i'}$ . An object in  $\int \dot{\mathcal{C}}$  is a pair  $\langle i, A \rangle$ , where  $i$  is an indexing object in  $\mathbf{I}$  and  $A$  is an object in the fiber context  $\dot{\mathcal{C}}_i$ . A morphism in  $\int \dot{\mathcal{C}}$  is a pair  $\langle i, A \rangle \xrightarrow{\langle a, \hat{f} \rangle} \langle i', A' \rangle$ , where  $i \xrightarrow{a} i'$  is an indexing morphism in  $\mathbf{I}$  and  $\dot{\mathcal{C}}_a(A) \xrightarrow{\hat{f}} A'$  is a fiber morphism in  $\dot{\mathcal{C}}_{i'}$ . There is a projection passage  $\int \dot{\mathcal{C}} \rightarrow \mathbf{I}$ .

**bifibration:** A bifibration  $\int \mathcal{C}$  is the Grothendieck construction of an indexed adjunction  $\mathbf{I} \xrightarrow{\mathcal{C}} \mathbf{Adj}$  consisting of a left adjoint covariant pseudo-passage  $\mathbf{I} \xrightarrow{\mathcal{C}} \mathbf{Cxt}$  and a right adjoint contravariant pseudo-passage  $\mathbf{I}^{\text{op}} \xrightarrow{\dot{\mathcal{C}}} \mathbf{Cxt}$ . The action on any indexing object  $i$  in  $\mathbf{I}$  is the fiber context  $\mathcal{C}_i = \dot{\mathcal{C}}_i = \dot{\mathcal{C}}_i$  and the action on any indexing morphism  $i \xrightarrow{a} i'$  is the fiber adjunction  $(\mathcal{C}_i \xrightarrow{\mathcal{C}_a} \mathcal{C}_{i'}) = (\mathcal{C}_i \xrightarrow{\langle \dot{\mathcal{C}}_a \dashv \dot{\mathcal{C}}_a \rangle} \mathcal{C}_{i'})$ . The Grothendieck constructions of component fibration and component opfibration are isomorphic  $\int \dot{\mathcal{C}} \cong \int \dot{\mathcal{C}}$

$$(\langle i, A \rangle \xrightarrow{\langle a, \hat{f} \rangle} \langle i', A' \rangle) \xrightarrow{\cong} (\langle i, A \rangle \xrightarrow{\langle a, \hat{f} \rangle} \langle i', A' \rangle)$$

via the adjoint pair  $A \xrightarrow{\hat{f}} \dot{\mathcal{C}}_a(A') \cong \dot{\mathcal{C}}_a(A) \xrightarrow{\hat{f}} A'$ . Define the Grothendieck construction of the bifibration to be the Grothendieck construction of component fibration  $\int \mathcal{C} \doteq \int \dot{\mathcal{C}}$  with projection  $\int \mathcal{C} \rightarrow \mathbf{I}$ .

Given an **I**-morphism  $i_2 \xleftarrow{a} i_1$ , the fiber passage  $\mathbf{C}_{i_2} \xrightarrow{\check{C}_a} \mathbf{C}_{i_1}$  and injection bridge  $\check{C}_a \circ \text{inc}_{i_1} \xRightarrow{\lambda_a} \text{inc}_{i_2}$  (Fig. 16 **dextro**) have adjoints, the fiber passage  $\mathbf{C}_{i_2} \xleftarrow{\dot{C}_a} \mathbf{C}_{i_1}$  and injection bridge  $\text{inc}_{i_1} \xRightarrow{\dot{\lambda}_a} \dot{C}_a \circ \text{inc}_{i_2}$  (Fig. 16 **levo**).<sup>15</sup>



**Fig. 16.** Inclusion Bridge: Fibered Context

Any morphism  $\langle i_1, A_1 \rangle \xrightarrow{\langle a, f \rangle} \langle i_2, A_2 \rangle$  in the fibered context  $\mathbf{E} = \int \mathbf{C}$  consists of a morphism  $i_1 \xrightarrow{a} i_2$  in the indexing context **I** and the adjoint fiber morphisms,  $\dot{C}_a(A_1) \xrightarrow{f} A_2$  in  $\mathbf{C}_{i_2}$  or  $A_1 \xrightarrow{\check{f}} \check{C}_a(A_2)$  in  $\mathbf{C}_{i_1}$ , with the factorization

$$\begin{array}{ccc}
 \langle i_1, A_1 \rangle & \xrightarrow{\dot{\lambda}_a(A_1)} & \langle i_2, \dot{C}_a(A_1) \rangle \\
 \text{inc}_{i_1}(A_1) & \xrightarrow{\quad} & \text{inc}_{i_2}(\dot{C}_a(A_1)) \\
 \downarrow \text{inc}_{i_1}(\check{f}) & \searrow \langle a, f \rangle & \downarrow \text{inc}_{i_2}(f) \\
 \langle i_1, \check{f} \rangle & & \langle i_2, f \rangle \\
 \text{inc}_{i_1}(\check{C}_a(A_2)) & \xrightarrow{\dot{\lambda}_a(A_2)} & \text{inc}_{i_2}(A_2) \\
 \langle i_1, \check{C}_a(A_2) \rangle & & \langle i_2, A_2 \rangle
 \end{array}$$

<sup>15</sup> The fiber adjunction  $\mathbf{C}_{i_2} \xleftarrow{\langle \dot{C}_a \dashv \check{C}_a \rangle} \mathbf{C}_{i_1}$  has unit  $1_{\mathbf{C}_{i_1}} \xRightarrow{\eta_a} \dot{C}_a \circ \check{C}_a$  with the  $\mathbf{C}_{i_1}$ -morphism  $A \xrightarrow{\eta_a(A)} \check{C}_a(\dot{C}_a(A))$  as its  $A^{\text{th}}$  component, and has counit  $\check{C}_a \circ \dot{C}_a \xRightarrow{\varepsilon_a} 1_{\mathbf{C}_{i_2}}$  with the  $\mathbf{C}_{i_2}$ -morphism  $\dot{C}_a(\check{C}_a(A')) \xrightarrow{\varepsilon_a(A')} A'$  as its  $A'^{\text{th}}$  component.

$$\begin{aligned}
 A_1 \xrightarrow{\check{f}} \check{C}_a(A_2) &= A_1 \xrightarrow{\eta_a(A_1)} \check{C}_a(\dot{C}_a(A_1)) \xrightarrow{\check{C}_a(\check{f})} \check{C}_a(A_2) \\
 \dot{C}_a(A_1) \xrightarrow{\check{f}} A_2 &= \dot{C}_a(A_1) \xrightarrow{\dot{C}_a(\check{f})} \dot{C}_a(\check{C}_a(A_2)) \xrightarrow{\varepsilon_a(A_2)} A_2
 \end{aligned}$$

**Fact 3** If  $\mathbf{I}^{\text{op}} \xrightarrow{\mathcal{C}} \mathbf{Cxt}$  is a contravariant pseudo-passage (indexed context) s.t.

1. the indexing context  $\mathbf{I}$  is complete,
2. the fiber context  $\mathbf{C}_i$  is complete for each  $i \in \mathbf{I}$ , and
3. the fiber passage  $\mathbf{C}_i \xleftarrow{\mathcal{C}_a} \mathbf{C}_j$  is continuous for each  $i \xrightarrow{a} j$  in  $\mathbf{I}$ ,

then the fibered context (Grothendieck construction)  $\int \mathbf{C}$  is complete and the projection  $\int \mathbf{C} \xrightarrow{P} \mathbf{I}$  is continuous.

*Proof.* Tarlecki, Burstall and Goguen [16].

**Fact 4** If  $\mathbf{I} \xrightarrow{\mathcal{C}} \mathbf{Cxt}$  is a covariant pseudo-passage (indexed context) s.t.

1. the indexing context  $\mathbf{I}$  is cocomplete,
2. the fiber context  $\mathbf{C}_i$  is cocomplete for each  $i \in \mathbf{I}$ , and
3. the fiber passage  $\mathbf{C}_i \xrightarrow{\mathcal{C}_a} \mathbf{C}_j$  is cocontinuous for each  $i \xrightarrow{a} j$  in  $\mathbf{I}$ ,

then the fibered context (Grothendieck construction)  $\int \mathbf{C}$  is cocomplete and the projection  $\int \mathbf{C} \xrightarrow{P} \mathbf{I}$  is cocontinuous.

*Proof.* Dual to the above. ■

**Fact 5** If  $\mathbf{I} \xrightarrow{\mathcal{C}} \mathbf{Adj}$  is an indexed adjunction consisting of a contravariant pseudo-passage  $\mathbf{I}^{\text{op}} \xrightarrow{\check{\mathcal{C}}} \mathbf{Cxt}$  and a covariant pseudo-passage  $\mathbf{I} \xrightarrow{\dot{\mathcal{C}}} \mathbf{Cxt}$  that are locally adjunctive ( $\mathbf{C}_i \xrightarrow{\langle \dot{\mathcal{C}}_a \dashv \check{\mathcal{C}}_a \rangle} \mathbf{C}_{i'}$ ) for each  $i \xrightarrow{a} j$  in  $\mathbf{I}$ , s.t.

1. the indexing context  $\mathbf{I}$  is complete and cocomplete,
2. the fiber context  $\mathbf{C}_i$  is complete and cocomplete for each  $i \in \mathbf{I}$ ,

then the fibered context (Grothendieck construction)  $\int \mathbf{C} \rightarrow \mathbf{I}$  is complete and cocomplete and the projection  $\int \mathbf{C} \rightarrow \mathbf{I}$  is continuous and cocontinuous.

*Proof.* Use Facts. 3 & 4, since the fiber passage  $\mathbf{C}_i \xleftarrow{\check{\mathcal{C}}_a} \mathbf{C}_{i'}$  is continuous (being right adjoint) and the fiber passage  $\mathbf{C}_i \xrightarrow{\dot{\mathcal{C}}_a} \mathbf{C}_{i'}$  is cocontinuous (being left adjoint) for each  $i \xrightarrow{a} j$  in  $\mathbf{I}$ . ■

**A.1.2 Diagram Contexts** For any base mathematical context  $\mathbf{A}$ , there are two contexts of lax diagrams with indexing (shape) contexts.

**Definition 7.**

**DOM :** *The lax comma context over  $\mathbf{A}$  is defined to be the co-variant lax diagram context  $\mathbf{A}^\dagger = ((-) \uparrow \mathbf{A}) = (\mathbf{Cxt} \uparrow \mathbf{A})$ . An object of  $\mathbf{A}^\dagger$  is a pair  $\langle \mathbf{B}, \mathbf{F} \rangle$  consisting of a context  $\mathbf{B}$  and a passage (diagram)  $\mathbf{B} \xrightarrow{\mathbf{F}} \mathbf{A}$ . A morphism of  $\mathbf{A}^\dagger$  is a pair  $\langle \mathbf{B}_2, \mathbf{F}_2 \rangle \xrightarrow{\langle \mathbf{G}, \alpha \rangle} \langle \mathbf{B}_1, \mathbf{F}_1 \rangle$  consisting of shape varying passage  $\mathbf{B}_2 \xrightarrow{\mathbf{G}} \mathbf{B}_1$  and a bridge  $\mathbf{F}_2 \xRightarrow{\alpha} \mathbf{G} \circ \mathbf{F}_1$ . The fiber at shape context  $\mathbf{B}$  is the context of diagrams  $\mathbf{A}^\mathbf{B} = [\mathbf{B}, \mathbf{A}]$ .*

$$\begin{array}{ccc} \mathbf{B}_2 & \xrightarrow{\mathbf{G}} & \mathbf{B}_1 \\ & \searrow \mathbf{F}_2 & \swarrow \mathbf{F}_1 \\ & \mathbf{A} & \end{array} \quad \begin{array}{c} \xRightarrow{\alpha} \end{array}$$

**DB :** *The oplax comma context over  $\mathbf{A}$  is defined to be the contra-variant lax diagram context  $\mathbf{A}^\natural = ((-)^\text{op} \Downarrow \mathbf{A}) \cong (\mathbf{Cxt} \Downarrow \mathbf{A})$ . An object of  $\mathbf{A}^\natural$  is a pair  $\langle \mathbf{B}, \mathbf{F} \rangle$  consisting of a context  $\mathbf{B}$  and a passage (diagram)  $\mathbf{B}^\text{op} \xrightarrow{\mathbf{F}} \mathbf{A}$ . A morphism of  $\mathbf{A}^\natural$  is a pair  $\langle \mathbf{B}_2, \mathbf{F}_2 \rangle \xleftarrow{\langle \mathbf{G}, \alpha \rangle} \langle \mathbf{B}_1, \mathbf{F}_1 \rangle$  consisting of a shape passage  $\mathbf{B}_2 \xrightarrow{\mathbf{G}} \mathbf{B}_1$  and a bridge  $\mathbf{F}_2 \xleftarrow{\alpha} \mathbf{G}^\text{op} \circ \mathbf{F}_1$ .<sup>16</sup> The fiber at shape context  $\mathbf{B}$  is the context of diagrams  $\mathbf{A}^{\mathbf{B}^\text{op}} = [\mathbf{B}^\text{op}, \mathbf{A}]$ .*

$$\begin{array}{ccc} \mathbf{B}_2^\text{op} & \xrightarrow{\mathbf{G}^\text{op}} & \mathbf{B}_1^\text{op} \\ & \searrow \mathbf{F}_2 & \swarrow \mathbf{F}_1 \\ & \mathbf{A} & \end{array} \quad \begin{array}{c} \xleftarrow{\alpha} \end{array}$$

Composition is component-wise.<sup>17</sup>

<sup>16</sup> Notice the direction of the morphisms. This is opposite the definition of the “super-comma” context in Mac Lane [15].

<sup>17</sup> The operator  $(-)^\text{op}$  applies the opposite to all elements of a lax diagram (contexts, passages and bridges). Hence,  $(\mathbf{A}^\natural)^\text{op} = ((-)^\text{op} \Downarrow \mathbf{A})^\text{op} \triangleq ((-) \uparrow \mathbf{A}^\text{op}) = (\mathbf{A}^\text{op})^\dagger$  and  $(\mathbf{A}^\dagger)^\text{op} = ((-) \uparrow \mathbf{A})^\text{op} \triangleq (-)^\text{op} \Downarrow (\mathbf{A}^\text{op}) = (\mathbf{A}^\text{op})^\natural$ .

$$\begin{array}{ccc} \left( \begin{array}{ccc} \mathbf{B}_2^\text{op} & \xrightarrow{\mathbf{G}^\text{op}} & \mathbf{B}_1^\text{op} \\ & \searrow \mathbf{H}_2 & \swarrow \mathbf{H}_1 \\ & \mathbf{A} & \end{array} \right)^\text{op} & \triangleq & \begin{array}{ccc} \mathbf{B}_2 & \xrightarrow{\mathbf{G}} & \mathbf{B}_1 \\ & \searrow \mathbf{H}_2^\text{op} & \swarrow \mathbf{H}_1^\text{op} \\ & \mathbf{A}^\text{op} & \end{array} \\ \left( \langle \mathbf{B}_2, \mathbf{H}_2 \rangle \xleftarrow{\langle \mathbf{G}, \alpha \rangle} \langle \mathbf{B}_1, \mathbf{H}_1 \rangle \right)^\text{op} & \triangleq & \langle \mathbf{B}_2, \mathbf{H}_2^\text{op} \rangle \xrightarrow{\langle \mathbf{G}, \alpha^\text{op} \rangle} \langle \mathbf{B}_1, \mathbf{H}_1^\text{op} \rangle \end{array}$$

*Example.* The context  $\mathbf{SET} = \mathbf{Set}^\Downarrow = ((-)^\text{op} \Downarrow \mathbf{Set}) \cong (\mathbf{Cxt} \Downarrow \mathbf{Set})$  is the oplax comma context over  $\mathbf{Set}$ . Hence, an object  $\langle \mathbf{B}, \mathbf{F} \rangle$  in  $\mathbf{SET}$  is a diagram  $\mathbf{B}^\text{op} \xrightarrow{\mathbf{F}} \mathbf{A}$ , and a morphism  $\langle \mathbf{B}_2, \mathbf{F}_2 \rangle \xleftarrow{\langle \mathbf{G}, \alpha \rangle} \langle \mathbf{B}_1, \mathbf{F}_1 \rangle$  in  $\mathbf{SET}$  is a diagram morphism with shape passage  $\mathbf{B}_2 \xrightarrow{\mathbf{G}} \mathbf{B}_1$  and bridge  $\mathbf{F}_2 \xleftarrow{\alpha} \mathbf{G}^\text{op} \circ \mathbf{F}_1$ .

*Change of Base.* Any passage  $\mathbf{A} \xrightarrow{\mathbf{H}} \mathbf{B}$  defines lax diagram morphisms.

$\mathbf{A}^\Downarrow = ((-)^\text{op} \Downarrow \mathbf{A}) \xrightarrow[(-) \circ \mathbf{H}]{\mathbf{H}^\Downarrow} ((-)^\text{op} \Downarrow \mathbf{B}) = \mathbf{B}^\Downarrow$ $(\mathbf{A}^\Downarrow)^\infty \cong (\mathbf{A}^\text{op})^\Uparrow \xrightarrow[(-)^\text{op} \circ \mathbf{H}^\text{op}]{(\mathbf{H}^\Downarrow)^\infty = (\mathbf{H}^\text{op})^\Uparrow} (\mathbf{B}^\text{op})^\Uparrow \cong (\mathbf{B}^\Downarrow)^\infty$
$\mathbf{A}^\Uparrow = ((-) \Uparrow \mathbf{A}) \xrightarrow[(-) \circ \mathbf{H}]{\mathbf{H}^\Uparrow} ((-) \Uparrow \mathbf{B}) = \mathbf{B}^\Uparrow$ $(\mathbf{A}^\Uparrow)^\infty \cong (\mathbf{A}^\text{op})^\Downarrow \xrightarrow[(-) \circ \mathbf{H}^\text{op}]{(\mathbf{H}^\Uparrow)^\infty \cong (\mathbf{H}^\text{op})^\Downarrow} (\mathbf{B}^\text{op})^\Downarrow \cong (\mathbf{B}^\Uparrow)^\infty$

The passage  $\mathbf{A}^\Downarrow \xrightarrow[(-) \circ \mathbf{H}]{\mathbf{H}^\Downarrow} \mathbf{B}^\Downarrow$  is defined as follows.  $\mathbf{A}^\Uparrow \xrightarrow[(-) \circ \mathbf{H}]{\mathbf{H}^\Uparrow} \mathbf{B}^\Uparrow$  is defined dually.

- $\mathbf{H}^\Downarrow$  maps an object  $\mathbf{I}^\text{op} \xrightarrow{\mathbf{F}} \mathbf{A} \in \mathbf{A}^\Downarrow$  to the object  $\mathbf{I}^\text{op} \xrightarrow{\mathbf{F} \circ \mathbf{H}} \mathbf{B} \in \mathbf{B}^\Downarrow$ .
- $\mathbf{H}^\Downarrow$  maps a morphism  $\langle \mathbf{C}_2, \mathbf{F}_2 \rangle \xleftarrow{\langle \mathbf{G}, \alpha \rangle} \langle \mathbf{C}_1, \mathbf{F}_1 \rangle$  of  $\mathbf{A}^\Downarrow$ , a pair consisting of a shape passage  $\mathbf{C}_2 \xrightarrow{\mathbf{G}} \mathbf{C}_1$  and a bridge  $\mathbf{F}_2 \xleftarrow{\alpha} \mathbf{G}^\text{op} \circ \mathbf{F}_1$ , to the morphism  $\langle \mathbf{C}_2, \mathbf{F}_2 \circ \mathbf{H} \rangle \xleftarrow{\langle \mathbf{G}, \alpha \circ \mathbf{H} \rangle} \langle \mathbf{C}_1, \mathbf{F}_1 \circ \mathbf{H} \rangle$  of  $\mathbf{B}^\Downarrow$ , a pair consisting of a shape passage  $\mathbf{C}_2 \xrightarrow{\mathbf{G}} \mathbf{C}_1$  and a bridge  $\mathbf{F}_2 \circ \mathbf{H} \xleftarrow{\alpha \circ \mathbf{H}} \mathbf{G}^\text{op} \circ \mathbf{F}_1 \circ \mathbf{H}$ .

*Complete/Cocomplete Diagram Contexts.* A cone over a diagram  $\mathbf{I} \xrightarrow{F} \mathbf{A}$  is a bridge  $\mathbf{F} \xleftarrow{\pi} \Delta(a)$ , whose vertex is an element  $a \in \mathbf{A}$ . Hence, a cone is a morphism  $\langle \mathbf{I}, \mathbf{F} \rangle \xrightarrow{\langle \Delta, \pi \rangle} \langle \mathbf{1}, a \rangle$  in  $\mathbf{A}^\natural = ((-)^{\text{op}} \Downarrow \mathbf{A})$  consisting of a shape passage  $\mathbf{I} \xrightarrow{\Delta} \mathbf{1}$  and a bridge  $\mathbf{I} \xleftarrow{\pi} \Delta^{\text{op}} \circ a$ .

$$\begin{array}{ccc} \mathbf{I}^{\text{op}} & \xrightarrow{\Delta^{\text{op}}} & \mathbf{1}^{\text{op}} \\ & \searrow F & \swarrow a \\ & \mathbf{A} & \end{array}$$

A limiting cone for diagram  $\mathbf{I} \xrightarrow{F} \mathbf{A}$  is a universal cone: for any other cone  $\mathbf{F} \xleftarrow{\pi'} \Delta(a')$ , there is a unique  $\mathbf{A}$ -morphism  $a \xleftarrow{f} a'$  such that  $\Delta(f) \cdot \pi = \pi'$ .

A context  $\mathbf{A}$  is complete when any diagram  $\mathbf{I} \xrightarrow{F} \mathbf{A}$  in  $\mathbf{A}$  has a limiting cone  $\mathbf{F} \xleftarrow{\pi} \Delta(a)$ . The dual notions are colimiting cocones and cocompleteness.<sup>18</sup>

**Proposition 16.** *For any cocomplete context  $\mathbf{A}$  there is a passage  $\mathbf{A}^\natural \xrightarrow{\text{colim}} \mathbf{A}$ . Dually, For any complete context  $\mathbf{A}$  there is a passage  $\mathbf{A}^\natural \xrightarrow{\text{lim}} \mathbf{A}$ .*

*Proof.* We give an argument for limits in a complete context. A dual argument holds for colimits in a cocomplete context. The limit passage  $\mathbf{A}^\natural \xrightarrow{\text{lim}} \mathbf{A}$  maps a diagram  $\langle \mathbf{I}, \mathbf{F} \rangle$  to the limiting cone vertex  $a$ , and maps a diagram morphism  $\langle \mathbf{B}_2, \mathbf{F}_2 \rangle \xleftarrow{\langle G, \alpha \rangle} \langle \mathbf{B}_1, \mathbf{F}_1 \rangle$  to the unique morphism  $a_2 \xleftarrow{g} a_1$  from the vertex of the cone  $\mathbf{F}_2 \xleftarrow{(G^{\text{op}} \circ \pi_1) \bullet \alpha} \Delta(a_1)$  to vertex of the limiting cone  $\mathbf{F}_2 \xleftarrow{\pi_2} \Delta(a_2)$  of diagram  $\mathbf{I}_2 \xrightarrow{F_2} \mathbf{A}$  such that  $\Delta(g) \cdot \pi_2 = (G^{\text{op}} \circ \pi_1) \bullet \alpha$ . ■

<sup>18</sup> In any complete context, the limits of arbitrary diagrams can be constructed by using only the terminal object and (binary) pullbacks. Dually, in any cocomplete context, the colimits of arbitrary diagrams can be constructed by using only the initial object and (binary) pushouts.



*Continuity/Cocontinuity.*

**Definition 8.** A passage  $\mathbf{A} \xrightarrow{H} \mathbf{B}$  is continuous when it maps any limiting cone to a limiting cone. Dually, it is cocontinuous when it maps any colimiting cocone to a colimiting cocone.

**Proposition 17.** For any continuous passage  $\mathbf{A} \xrightarrow{H} \mathbf{B}$  between complete contexts  $\mathbf{A}$  and  $\mathbf{B}$ , the passage  $\mathbf{A}^\Downarrow \xrightarrow{H^\Downarrow} \mathbf{B}^\Downarrow$  satisfies the condition  $\mathbf{lim} \circ H \cong H^\Downarrow \circ \mathbf{lim}$  expressing continuity. Dually, for any cocontinuous passage  $\mathbf{A} \xrightarrow{H} \mathbf{B}$  between cocomplete contexts  $\mathbf{A}$  and  $\mathbf{B}$ , the passage  $\mathbf{A}^\Uparrow \xrightarrow{H^\Uparrow} \mathbf{B}^\Uparrow$  satisfies the condition  $\mathbf{colim} \circ H \cong H^\Uparrow \circ \mathbf{colim}$  expressing cocontinuity.

$$\begin{array}{ccc}
 \mathbf{A}^\Downarrow \cong ((-) \Downarrow \mathbf{A}) & \xrightarrow{\mathbf{lim}} & \mathbf{A} \\
 \downarrow H^\Downarrow \cong ((-) \Downarrow H) & \cong & \downarrow H \\
 \mathbf{B}^\Downarrow = ((-) \Downarrow \mathbf{B}) & \xrightarrow{\mathbf{lim}} & \mathbf{B}
 \end{array}
 \qquad
 \begin{array}{ccc}
 \mathbf{A}^\Uparrow \cong ((-) \Uparrow \mathbf{A}) & \xrightarrow{\mathbf{colim}} & \mathbf{A} \\
 \downarrow H^\Uparrow \cong ((-) \Uparrow H) & \cong & \downarrow H \\
 \mathbf{B}^\Uparrow = ((-) \Uparrow \mathbf{B}) & \xrightarrow{\mathbf{colim}} & \mathbf{B}
 \end{array}$$

*Proof.* We give an argument for limits in a complete context: the passage  $\mathbf{A}^\Downarrow \xrightarrow{H^\Downarrow} \mathbf{B}^\Downarrow$

$\mathbf{B}^\Downarrow$  maps a limiting cone  $\langle \mathbf{I}, \mathbf{F} \rangle \xrightarrow{\langle \Delta, \pi \rangle} \langle \mathbf{1}, a \rangle$  in  $\mathbf{A}^\Downarrow$  with vertex (limit object)  $a = \mathbf{lim}(\mathbf{F}) \in \mathbf{A}$  to the limiting cone  $\langle \mathbf{I}, \mathbf{F} \circ H \rangle \xrightarrow{\langle \Delta, \pi \circ H \rangle} \langle \mathbf{1}, H(a) \rangle$  in  $\mathbf{B}^\Downarrow$  with vertex (limit object)  $H(a) = \mathbf{lim}(\mathbf{F} \circ H) \in \mathbf{B}$ . A dual argument holds for colimits in a cocomplete context. ■

### A.1.3 Kan Extensions <sup>19</sup>

**Definition 9.** Given a passage  $K : \mathbf{C}_2 \rightarrow \mathbf{C}_1$  and a context  $\mathbf{A}$ , if  $\mathbf{A}^{\mathbf{C}} = [\mathbf{C}, \mathbf{A}]$  is the hom context, then the passage  $\mathbf{A}^K : \mathbf{A}^{\mathbf{C}_2} \leftarrow \mathbf{A}^{\mathbf{C}_1}$  is defined by composition  $(S_1 \xRightarrow{\alpha} S'_1) \mapsto (K \circ S_1 \xRightarrow{K \circ \alpha} K \circ S'_1)$ .

- Given a passage  $K : \mathbf{C}_2 \rightarrow \mathbf{C}_1$  and an element  $S_2 \in \mathbf{A}^{\mathbf{C}_2}$ , a left Kan extension of  $S_2$  along  $K$  is a pair  $(L, \eta)$  consisting of an element  $L \in \mathbf{A}^{\mathbf{C}_1}$  and a bridge  $S_2 \xRightarrow{\eta} K \circ L$ , such that for each element  $S_1 \in \mathbf{A}^{\mathbf{C}_1}$  and bridge  $S_2 \xRightarrow{\alpha} \mathbf{A}^K(S_1) = K \circ S_1$ , there is a unique bridge  $L \xRightarrow{\beta} S_1$  with

$$(S_2 \xRightarrow{\alpha} \mathbf{A}^K(S_1)) = (S_2 \xRightarrow{\eta} \mathbf{A}^K(L) \xRightarrow{\mathbf{A}^K(\beta)} \mathbf{A}^K(S_1))$$

$$\alpha = \eta \bullet (K \circ \beta)$$

We use the notation  $L = \mathbf{lan}_K(S_2)$ .

- The (dual) right Kan extension  $\mathbf{ran}_K(S_2)$  is defined by reversing the bridges. Given a passage  $K : \mathbf{C}_2 \rightarrow \mathbf{C}_1$  and an element  $S_2 \in \mathbf{A}^{\mathbf{C}_2}$ , a right Kan extension of  $S_2$  along  $K$  is a pair  $(R, \varepsilon)$  consisting of an element  $R \in \mathbf{A}^{\mathbf{C}_1}$  and a bridge  $S_2 \xleftarrow{\varepsilon} K \circ R$ , such that for each element  $S_1 \in \mathbf{A}^{\mathbf{C}_1}$  and bridge  $S_2 \xleftarrow{\alpha} \mathbf{A}^K(S_1) = K \circ S_1$ , there is a unique bridge  $R \xleftarrow{\beta} S_1$  with

$$(S_2 \xleftarrow{\alpha} \mathbf{A}^K(S_1)) = (S_2 \xleftarrow{\varepsilon} \mathbf{A}^K(R) \xleftarrow{\mathbf{A}^K(\beta)} \mathbf{A}^K(S_1))$$

$$\alpha = (K \circ \beta) \bullet \varepsilon$$

We use the notation  $R = \mathbf{ran}_K(S_2)$ .

<sup>19</sup> Kan extensions are specific cases of the Grothendieck construction: they are used to describe the general contexts of schemed domains **DOM** and databases **DB**. The more specialized contexts **Dom** and **Db** use the more general notion of Grothendieck construction.

**Fact 6** (*Mac Lane[15]*)

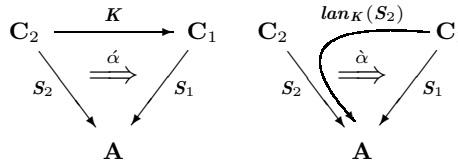
- For any cocomplete context  $\mathbf{A}$  and any passage  $\mathbf{C}_2 \xrightarrow{K} \mathbf{C}_1$ , the left Kan extension passage  $\mathbf{A}^{\mathbf{C}_2} \xrightarrow{\text{lan}_K} \mathbf{A}^{\mathbf{C}_1}$  is left adjoint to the composition passage  $\mathbf{A}^{\mathbf{C}_2} \xleftarrow{\mathbf{A}^K} \mathbf{A}^{\mathbf{C}_1}$ . Since the left Kan operation is preserved under composition  $\text{lan}_{(K_2 \circ K_1)} \cong \text{lan}_{K_2} \circ \text{lan}_{K_1}$ , this forms a fiber (an indexed) adjunction  $\mathbf{Cxt} \xrightarrow{\hat{\mathbf{A}}} \mathbf{Adj}$  with local adjoint pair  $\mathbf{A}^{\mathbf{C}_2} \xrightarrow[\langle \text{lan}_K \dashv \mathbf{A}^K \rangle]{\langle \hat{\mathbf{A}} \dashv \hat{\mathbf{A}} \rangle} \mathbf{A}^{\mathbf{C}_1}$ .
- For any complete context  $\mathbf{A}$  and any passage  $\mathbf{C}_2 \xrightarrow{K} \mathbf{C}_1$ , the right Kan extension passage  $\mathbf{A}^{\mathbf{C}_2} \xrightarrow{\text{ran}_K} \mathbf{A}^{\mathbf{C}_1}$  is right adjoint to the composition passage  $\mathbf{A}^{\mathbf{C}_2} \xleftarrow{\mathbf{A}^K} \mathbf{A}^{\mathbf{C}_1}$ . Since the right Kan operation is preserved under composition  $\text{ran}_{(K_2 \circ K_1)} \cong \text{ran}_{K_2} \circ \text{ran}_{K_1}$ , this forms a fiber (an indexed) adjunction  $\mathbf{Cxt}^{\text{op}} \xrightarrow{\hat{\mathbf{A}}} \mathbf{Adj}$  with local adjoint pair  $\mathbf{A}^{\mathbf{C}_2} \xleftarrow[\langle \mathbf{A}^K \dashv \text{ran}_K \rangle]{\langle \hat{\mathbf{A}} \dashv \hat{\mathbf{A}} \rangle} \mathbf{A}^{\mathbf{C}_1}$ .

**Proposition 18.**

- By Fact 6, the diagram (lax comma) context over a cocomplete context  $\mathbf{A}$  is the bifibration (Grothendieck construction)  $\mathbf{A}^\uparrow = \int \hat{\mathbf{A}}$  of the indexed adjunction  $\mathbf{Cxt} \xrightarrow{\hat{\mathbf{A}}} \mathbf{Adj}$ . A morphism  $\langle \mathbf{C}_2, \mathbf{S}_2 \rangle \xrightarrow{\langle \mathbf{K}, \hat{\alpha} \rangle} \langle \mathbf{C}_1, \mathbf{S}_1 \rangle$  in  $\mathbf{A}^\uparrow$  consists of a passage  $\mathbf{C}_2 \xrightarrow{K} \mathbf{C}_1$  and a pair  $\hat{\alpha} = \langle \acute{\alpha}, \grave{\alpha} \rangle$  of equivalent bridges.

$$S_2 \xrightarrow[\text{levo}]{\acute{\alpha}} \mathbf{A}^K(S_1) = \hat{\mathbf{A}}(S_1) \quad \Leftrightarrow \quad \hat{\mathbf{A}}(S_2) = \text{lan}_K(S_2) \xrightarrow[\text{dextro}]{\grave{\alpha}} S_1 \quad (5)$$

*in  $\mathbf{A}^{\mathbf{C}_2}$    $\mathbf{A}^{\mathbf{C}_1}$*

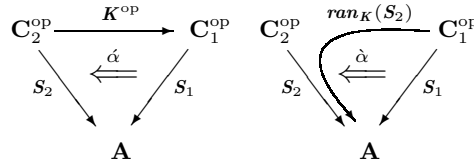


$\acute{\alpha} : S_2 \Rightarrow \mathbf{A}^K(S_1)$	$\grave{\alpha} : \text{lan}_K(S_2) \Rightarrow S_1$
$\acute{\alpha} = \eta_{S_2} \bullet \mathbf{A}^K(\acute{\alpha})$	$\grave{\alpha} = \text{lan}_K(\acute{\alpha}) \bullet \varepsilon_{S_1}$

- By Fact 6, the diagram (oplax comma) context over a complete context  $\mathbf{A}$  is the bifibration (Grothendieck construction)  $\mathbf{A}^\Downarrow = \int \hat{\mathbf{A}}$  of the indexed adjunction  $\mathbf{Cxt}^{\text{op}} \xrightarrow{\hat{\mathbf{A}}} \mathbf{Adj}$ . A morphism  $\langle \mathbf{C}_2, \mathbf{S}_2 \rangle \xleftarrow{\langle \mathbf{K}, \hat{\alpha} \rangle} \langle \mathbf{C}_1, \mathbf{S}_1 \rangle$  in  $\mathbf{A}^\Downarrow$  consists of a passage  $\mathbf{C}_2 \xrightarrow{K} \mathbf{C}_1$  and a pair  $\hat{\alpha} = \langle \acute{\alpha}, \grave{\alpha} \rangle$  of equivalent bridges.

$$S_2 \xleftarrow[\text{levo}]{\acute{\alpha}} \mathbf{A}^K(S_1) = \hat{\mathbf{A}}(S_1) \quad \Leftrightarrow \quad \hat{\mathbf{A}}(S_2) = \text{ran}_K(S_2) \xleftarrow[\text{dextro}]{\grave{\alpha}} S_1 \quad (6)$$

*in  $\mathbf{A}^{\mathbf{C}_2}$    $\mathbf{A}^{\mathbf{C}_1}$*



$\acute{\alpha} : S_2 \Leftarrow \mathbf{A}^K(S_1)$	$\grave{\alpha} : \text{ran}_K(S_2) \Leftarrow S_1$
$\acute{\alpha} = \mathbf{A}^K(\acute{\alpha}) \bullet \varepsilon_{S_2}$	$\grave{\alpha} = \eta_{S_1} \bullet \text{ran}_K(\acute{\alpha})$

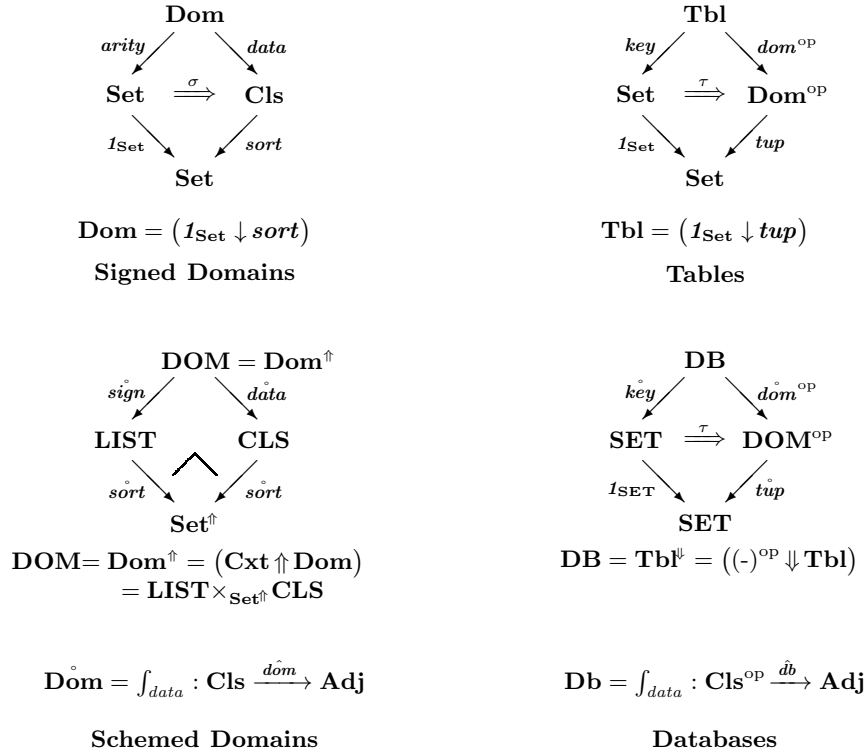
**Proposition 19.**

- For any complete and cocomplete context  $\mathbf{A}$ , the fibered context (Grothendieck construction)  $\mathbf{A}^\uparrow = \int \hat{\mathbf{A}}$  is complete and cocomplete and the projection  $\mathbf{A}^\uparrow \rightarrow \mathbf{Cxt} : \langle \mathbf{C}, \mathbf{S} \rangle \mapsto \mathbf{C}$  is continuous and cocontinuous.
- For any complete and cocomplete context  $\mathbf{A}$ , the fibered context (Grothendieck construction)  $\mathbf{A}^\downarrow = \int \hat{\mathbf{A}}$  is complete and cocomplete and the projection  $\mathbf{A}^\downarrow \rightarrow \mathbf{Cxt} : \langle \mathbf{C}, \mathbf{S} \rangle \mapsto \mathbf{C}$  is continuous and cocontinuous.

*Proof.* Use Prop. 18 and Fact. 5 of § A.1.1, since the indexing context  $\mathbf{Cxt}$  is complete and cocomplete, and the fiber context  $\mathbf{A}^\mathbf{C}$  is complete and cocomplete for each  $\mathbf{C} \in \mathbf{Cxt}$ .

## A.2 Database Applications

**A.2.1 Contexts** Figure 17 shows six important contexts in this paper: two comma contexts **Dom** and **Tbl**; two diagram contexts **DOM** and **DB**; <sup>20</sup> and two fibered contexts defined by the Grothendieck construction: **Dom** and **Db**. Since **Dom** and **Tbl** are (co)complete mathematical contexts, by Prop. 16 (also see the paper "The FOLE Table" [12]) we have the passages indicated in Tbl. 7. Tbl. 4 and Tbl. 5 display the definitions for schemed domain and relational database morphisms.



**Fig. 17.** Diagram/Comma/Fibered Contexts

<sup>20</sup> For any context **C**, the “super-comma” context  $(\text{Cxt} \downarrow \text{C}) = \text{C}^{\downarrow}$  is defined [15] as follows: an object is a **C**-diagram  $\langle \mathbf{I}, D \rangle$  with indexing context **I** and passage  $\mathbf{I} \xrightarrow{D} \text{C}$ ; a morphism is a **C**-diagram morphism  $\langle \mathbf{I}_2, D_2 \rangle \xrightarrow{\langle F, \alpha \rangle} \langle \mathbf{I}_1, D_1 \rangle$  with indexing passage  $\mathbf{I}_2 \xrightarrow{F} \mathbf{I}_1$  and bridge  $D_2 \xleftarrow{\alpha} F \circ D_1$ . To dualize, the context  $(\text{Cxt} \uparrow \text{C}) = \text{C}^{\uparrow}$  is defined as follows: an object is as above; a morphism is a **C**-diagram morphism  $\langle \mathbf{I}_2, D_2 \rangle \xrightarrow{\langle F, \alpha \rangle} \langle \mathbf{I}_1, D_1 \rangle$  with indexing passage  $\mathbf{I}_2 \xrightarrow{F} \mathbf{I}_1$  and bridge  $D_2 \xrightarrow{\alpha} F \circ D_1$ .

$\langle \mathbf{R}_2, Q_2 \rangle \xrightarrow{\langle R, \varsigma \rangle} \langle \mathbf{R}_1, Q_1 \rangle$	<b>DOM</b>
$\langle \mathbf{R}_2, S_2 \rangle \xrightarrow{\langle R, \varphi \rangle} \langle \mathbf{R}_1, S_1 \rangle$	$\mathring{\mathbf{Dom}}(\mathcal{A})$
$\langle \mathbf{R}_2, S_2, \mathcal{A}_2 \rangle \xrightarrow{\langle R, \hat{\varphi}, f, g \rangle} \langle \mathbf{R}_1, S_1, \mathcal{A}_1 \rangle$	$\mathring{\mathbf{Dom}}$

Table 4. Schemed Domain Morphisms

$\langle \mathbf{R}_2, T_2 \rangle \xleftarrow{\langle R, \xi \rangle} \langle \mathbf{R}_1, T_1 \rangle$	<b>DB</b>
$\langle \mathbf{R}_2, Q_2, K_2, \tau_2 \rangle \xleftarrow{\langle R, \varsigma, \kappa \rangle} \langle \mathbf{R}_1, Q_1, K_1, \tau_1 \rangle$	(proj)
$\langle \mathbf{R}_2, T_2 \rangle \xleftarrow{\langle R, \psi \rangle} \langle \mathbf{R}_1, T_1 \rangle$	<b>Db</b> ( $\mathcal{A}$ )
$\langle \mathbf{R}_2, S_2, K_2, \tau_2 \rangle \xleftarrow{\langle R, \varphi, \kappa \rangle} \langle \mathbf{R}_1, S_1, K_1, \tau_1 \rangle$	(proj)
$\langle \mathbf{R}_2, T_2, \mathcal{A}_2 \rangle \xleftarrow{\langle R, \hat{\psi}, f, g \rangle} \langle \mathbf{R}_1, T_1, \mathcal{A}_1 \rangle$	<b>Db</b>
$\langle \mathbf{R}_2, S_2, \mathcal{A}_2, K_2, \tau_2 \rangle \xleftarrow{\langle R, \hat{\varphi}, f, g, \hat{\kappa} \rangle} \langle \mathbf{R}_1, S_1, \mathcal{A}_1, K_1, \tau_1 \rangle$	(proj)

Table 5. Relational Database Morphisms

**A.2.2 Passages** The table projection passages (RHS) below are cocontinuous [12], either by using fibrations ( $f$ ) or by using comma contexts ( $\downarrow$ ). Hence, we

$\mathbf{LIST} = \mathbf{List}^\uparrow \xrightarrow[(-) \circ \text{sort}]{\text{sort}^\uparrow} \mathbf{Set}^\uparrow$	$\mathbf{List} \xrightarrow{\text{sort}} \mathbf{Set}$	$f$
$\mathbf{DOM} = \mathbf{Dom}^\uparrow \xrightarrow[(-) \circ \text{data}]{\text{data} \triangleq \text{data}^\uparrow} \mathbf{Cls}^\uparrow$	$\mathbf{Dom} \xrightarrow{\text{data}} \mathbf{Cls}$	$f$
$\mathbf{DOM} = \mathbf{Dom}^\uparrow \xrightarrow[(-) \circ \text{sign}]{\text{sign} \triangleq \text{sign}^\uparrow} \mathbf{List}^\uparrow$	$\mathbf{Dom} \xrightarrow{\text{sign}} \mathbf{List}$	$\downarrow$
$\mathbf{DB}^{\text{op}} \cong (\mathbf{Tbl}^{\text{op}})^\uparrow \xrightarrow[(-)^{\text{op}} \circ \text{dom}]{\text{dom} \triangleq \text{dom}^\uparrow} \mathbf{Dom}^\uparrow = \mathbf{DOM}$	$\mathbf{Tbl}^{\text{op}} \xrightarrow{\text{dom}} \mathbf{Dom}$	$f$
$\mathbf{DB}^{\text{op}} \cong (\mathbf{Tbl}^{\text{op}})^\uparrow \xrightarrow[(-)^{\text{op}} \circ \text{sign}]{\text{sign} \triangleq \text{sign}^\uparrow} \mathbf{List}^\uparrow = \mathbf{LIST}$	$\mathbf{Tbl}^{\text{op}} \xrightarrow{\text{sign}} \mathbf{List}$	$\downarrow$
$\mathbf{DB}^{\text{op}} \cong (\mathbf{Tbl}^{\text{op}})^\uparrow \xrightarrow[(-)^{\text{op}} \circ \text{data}]{\text{data} \triangleq \text{data}^\uparrow} \mathbf{Cls}^\uparrow$	$\mathbf{Tbl}^{\text{op}} \xrightarrow{\text{data}} \mathbf{Cls}$	$f$

Table 6. Projection Passages

have various commuting diagrams as in Prop. 17.

**Corollary 1.** *The signed domain of the join (limit) of a database is the sum (colimit) of the underlying schemed domain. The signature of the colimit of a schemed domain is the sum (colimit) of the underlying schema. Hence, the signature of the join of a database is the reference signature (colimit) of the underlying schema.*

$$\begin{array}{ccc}
 \text{DB} = ((-) \Downarrow \mathbf{Tbl}) & \xrightarrow{\text{lim}} & \mathbf{Tbl} \\
 \downarrow \text{dom}^{\circ\text{op}} = ((-) \Downarrow \text{dom}^{\text{op}}) & & \downarrow \text{dom}^{\text{op}} \\
 \text{DOM}^{\text{op}} = ((-) \Uparrow \mathbf{Dom})^{\text{op}} & \xrightarrow{\text{colim}^{\text{op}}} & \mathbf{Dom}^{\text{op}} \\
 \downarrow \text{sign}^{\circ\text{op}} = ((-) \Uparrow \text{sign})^{\text{op}} & & \downarrow \text{sign}^{\text{op}} \\
 \text{LIST}^{\text{op}} = ((-) \Uparrow \mathbf{List})^{\text{op}} & \xrightarrow{\text{colim}^{\text{op}}} & \mathbf{List}^{\text{op}}
 \end{array}
 \begin{array}{l}
 \text{sch}^{\circ\text{op}} = ((-) \Downarrow \text{sign})^{\text{op}} \quad \text{sign}^{\text{op}}
 \end{array}$$

For any database  $\mathcal{D}$  with schema  $\mathcal{S} = \text{sch}(\mathcal{D})$  and join table  $\mathbf{T} = \text{lim}(\mathcal{D})$ , the signature of  $\mathbf{T}$  is the reference signature of  $\mathcal{S}$ :  $\text{sign}(\mathbf{T}) = \text{colim}(\mathcal{S})$ .

*Proof.* This is an instance of the result in Prop. 17, since  $\mathbf{Tbl}$  is a complete context,  $\mathbf{Dom}$  and  $\mathbf{List}$  are cocomplete contexts, and the passages  $\mathbf{Tbl}^{\text{op}} \xrightarrow{\text{dom}} \mathbf{Dom}$  and  $\mathbf{Dom} \xrightarrow{\text{sign}} \mathbf{List}$  are cocontinuous. ■

$\mathbf{LIST} = \mathbf{List}^{\Uparrow} \xrightarrow{\text{lim}, \text{colim}} \mathbf{List}$	schemas
$\mathbf{DOM} = \mathbf{Dom}^{\Uparrow} \xrightarrow{\text{lim}, \text{colim}} \mathbf{Dom}$	
$\mathbf{Dom} = \int_{\text{data}} \hat{\text{dom}} \xrightarrow{\text{lim}, \text{colim}} \mathbf{Dom}$	schemed domains
$\mathbf{DB} = \mathbf{Tbl}^{\Downarrow} \xrightarrow{\text{lim}, \text{colim}} \mathbf{Tbl}$	
$\mathbf{Db} = \int_{\text{data}} \hat{\text{db}} \xrightarrow{\text{lim}, \text{colim}} \mathbf{Tbl}$	databases

**Table 7.** Lim (Colim) Passages

**A.2.3 Bridges** Tbl. 8 list the bridges defined and used in this paper and Tbl. 9 lists the bridge adjoints and bridge composites.



<b>DOM</b>	§ 3.1	Fig. 3	$\varsigma : Q_2 \Rightarrow R \circ Q_1$
<b>Dom(<math>\mathcal{A}</math>)</b>	§ 3.2.1	Fig. 5	$\varphi : S_2 \Rightarrow R \circ S_1$
<b>Dom</b>	§ 3.2	Fig. 6	$\dot{\phi} : S_2 \Leftarrow R \circ S_1 \circ \mathit{dom}_{\langle f, g \rangle}$ $\dot{\phi} : S_2 \circ \mathit{dom}_{\langle f, g \rangle} \Leftarrow R \circ S_1$
<b>DB</b>	§ 4.1	Fig. 7	$\xi : T_2 \Leftarrow R^{\text{op}} \circ T_1$
<b>SET</b>			$\kappa : K_2 \Leftarrow R^{\text{op}} \circ K_1$
<b>Db(<math>\mathcal{A}</math>)</b>	§ 4.2.1	Fig. 10	$\psi : T_2 \Leftarrow R^{\text{op}} \circ T_1$
<b>Db</b>	§ 4.2.2	Fig. 13	$\dot{\psi} : T_2 \Leftarrow R^{\text{op}} \circ T_1 \circ \mathit{tbl}_{\langle f, g \rangle}$ $\dot{\psi} : T_2 \circ \mathit{tbl}_{\langle f, g \rangle} \Leftarrow R^{\text{op}} \circ T_1$
		Fig. 13	$\dot{\chi}_{\langle f, g \rangle} : \mathit{tbl}_{\langle f, g \rangle} \circ \mathit{inc}_{\mathcal{A}_2} \Leftarrow \mathit{inc}_{\mathcal{A}_1}$ $\dot{\chi}_{\langle f, g \rangle} : \mathit{inc}_{\mathcal{A}_2} \Leftarrow \mathit{tbl}_{\langle f, g \rangle} \circ \mathit{inc}_{\mathcal{A}_1}$

Table 8. Bridges

levo	dextro
$\dot{\phi} : S_2 \Rightarrow R \circ S_1 \circ f^*$	$\dot{\phi} : S_2 \circ \Sigma_f \Rightarrow R \circ S_1$
$\dot{\phi} = (S_2 \circ \eta_f) \bullet (\dot{\phi} \circ f^*)$	$\dot{\phi} = (\dot{\phi} \circ \Sigma_f) \bullet (R \circ S_1 \circ \varepsilon_f)$
$\dot{\iota}_{\langle f, g \rangle} : f^* \circ \mathit{inc}_{\mathcal{A}_2} \Rightarrow \mathit{inc}_{\mathcal{A}_1}$	$\dot{\iota}_{\langle f, g \rangle} : \mathit{inc}_{\mathcal{A}_2} \Rightarrow \Sigma_f \circ f^*$
$\dot{\iota}_{\langle f, g \rangle} = (f^* \circ \dot{\iota}_{\langle f, g \rangle}) \bullet (\varepsilon_{\langle f, g \rangle} \circ \mathit{inc}_{\mathcal{A}_1})$	$\dot{\iota}_{\langle f, g \rangle} = (\eta_{\langle f, g \rangle} \circ \mathit{inc}_{\mathcal{A}_2}) \bullet (\Sigma_f \circ \dot{\iota}_{\langle f, g \rangle})$
$\varsigma : Q_2 \Rightarrow R \circ Q_1$ $(\dot{\phi} \circ \mathit{inc}_{\mathcal{A}_2}) \bullet (R \circ S_1 \circ \dot{\iota}_{\langle f, g \rangle}) = \varsigma = (S_2 \circ \dot{\iota}_{\langle f, g \rangle}) \bullet (\dot{\phi} \circ \mathit{inc}_{\mathcal{A}_1})$	
$\dot{\psi} : T_2 \Leftarrow R^{\text{op}} \circ T_1 \circ \mathit{tbl}_{\langle f, g \rangle}$	$\dot{\psi} : T_2 \circ \mathit{tbl}_{\langle f, g \rangle} \Leftarrow R^{\text{op}} \circ T_1$
$\dot{\psi} = (\dot{\psi} \circ \mathit{tbl}_{\langle f, g \rangle}) \bullet (T_2 \circ \varepsilon_{\langle f, g \rangle})$	$\dot{\psi} = (R^{\text{op}} \circ T_1) \circ \eta_{\langle f, g \rangle} \bullet (\dot{\psi} \circ \mathit{tbl}_{\langle f, g \rangle})$
$\dot{\chi}_{\langle f, g \rangle} : \mathit{tbl}_{\langle f, g \rangle} \circ \mathit{inc}_{\mathcal{A}_2} \Leftarrow \mathit{inc}_{\mathcal{A}_1}$	$\dot{\chi}_{\langle f, g \rangle} : \mathit{inc}_{\mathcal{A}_2} \Leftarrow \mathit{tbl}_{\langle f, g \rangle} \circ \mathit{inc}_{\mathcal{A}_1}$
$\dot{\chi}_{\langle f, g \rangle} = (\eta_{\langle f, g \rangle} \circ \mathit{inc}_{\mathcal{A}_1}) \bullet (\mathit{tbl}_{\langle f, g \rangle} \circ \dot{\chi}_{\langle f, g \rangle})$	$\dot{\chi}_{\langle f, g \rangle} = (\mathit{tbl}_{\langle f, g \rangle} \circ \dot{\chi}_{\langle f, g \rangle}) \bullet (\varepsilon_{\langle f, g \rangle} \circ \mathit{inc}_{\mathcal{A}_2})$
$\xi : T_2 \Leftarrow R^{\text{op}} \circ T_1$ $(\dot{\psi} \circ \mathit{inc}_{\mathcal{A}_1}) \bullet (T_2 \circ \dot{\chi}_{\langle f, g \rangle}) = \xi = (R^{\text{op}} \circ T_1) \circ \dot{\chi}_{\langle f, g \rangle} \bullet (\dot{\psi} \circ \mathit{inc}_{\mathcal{A}_2})$	
$\dot{\tau}_{\langle f, g \rangle} : (f^*)^{\text{op}} \circ \mathit{tup}_{\mathcal{A}_2} \Leftarrow \mathit{tup}_{\mathcal{A}_1}$	$\dot{\tau}_{\langle f, g \rangle} : \mathit{tup}_{\mathcal{A}_2} \Leftarrow \Sigma_f^{\text{op}} \circ \mathit{tup}_{\mathcal{A}_1}$
$\dot{\tau}_{\langle f, g \rangle} = (\varepsilon_f^{\text{op}} \circ \mathit{tup}_{\mathcal{A}_1}) \bullet ((f^*)^{\text{op}} \circ \dot{\tau}_{\langle f, g \rangle})$	$\dot{\tau}_{\langle f, g \rangle} = (\Sigma_f^{\text{op}} \circ \dot{\tau}_{\langle f, g \rangle}) \bullet (\eta_f^{\text{op}} \circ \mathit{tup}_{\mathcal{A}_2})$
$\kappa \bullet \tau_2 = (R^{\text{op}} \circ \tau_1) \bullet (\dot{\phi}^{\text{op}} \circ \dot{\tau}_{\langle f, g \rangle}) = (R^{\text{op}} \circ \tau_1) \bullet \mathit{tup}_{\langle f, g \rangle}(\dot{\phi})$ $(R^{\text{op}} \circ S_1^{\text{op}} \circ \dot{\tau}_{\langle f, g \rangle}) \bullet (\dot{\phi}^{\text{op}} \circ \mathit{tup}_{\mathcal{A}_2}) = \dot{\phi}^{\text{op}} \circ \dot{\tau}_{\langle f, g \rangle} = (\dot{\phi}^{\text{op}} \circ \mathit{tup}_{\mathcal{A}_1}) \bullet (S_2^{\text{op}} \circ \dot{\tau}_{\langle f, g \rangle})$	

Table 9. Bridge Adjoints and Composites

## References

1. Barwise, J., and Seligman, J.: *Information Flow: The Logic of Distributed Systems*. Cambridge University Press, Cambridge (1997).
2. Chen, P.: “The Entity-Relationship Model - Toward a Unified View of Data”. *ACM Trans. on Database Sys.*, 1 (1): pp. 9–36. doi:10.1145/320434.320440 (1976).
3. Codd, E.F.: *The relational model for database management : version 2*. Addison Wesley, Boston (1990).
4. Ganter, B., and Wille, R.: *Formal Concept Analysis: Mathematical Foundations*. Springer, New York (1999).
5. Goguen, J.: *Information Integration in Institutions* Paper for Jon Barwise memorial volume (2004). Available online: <http://cseweb.ucsd.edu/~goguen/pps/ifi04.pdf>.
6. Goguen, J., and Burstall, R.: “Institutions: Abstract Model Theory for Specification and Programming”. *J. Assoc. Comp. Mach.* vol. 39, pp. 95–146 (1992).
7. Kent, R.E. “System Consequence”. In: Rudolph, S., Dau, F., and Kuznetsov, S.O. (eds.) *Conceptual Structures: Leveraging Semantic Technologies*, LNCS vol. 5662, pp. 201–218. Springer, Heidelberg (2009).
8. Kent, R.E.: “Database Semantics”. (2011). Available online: <http://arxiv.org/abs/1209.3054>.
9. Kent, R.E.: “The First-order Logical Environment”. In: Pfeiffer, H.D., Ignatov, D.I., Poelmans, J., and Nagarjuna G. (eds.) *Conceptual Structures in Research and Education*, LNCS vol. 7735, pp. 210–230. Springer, Heidelberg (2013). Available online: [arxiv.org/abs/1305.5240](http://arxiv.org/abs/1305.5240).
10. Kent, R.E.: “The ERA of FOLE: Foundation” (2015). Available online: [arxiv.org/abs/1512.07430](http://arxiv.org/abs/1512.07430).
11. Kent, R.E.: “The ERA of FOLE: Superstructure” (2016). Available online: [arxiv.org/abs/1602.04268](http://arxiv.org/abs/1602.04268).
12. Kent, R.E.: “The FOLE Table” (2016). Available online: [arxiv.org/abs/1810.12100](http://arxiv.org/abs/1810.12100).
13. Kent, R.E.: “FOLE Equivalence” (2022). Available online: [arxiv.org/abs/2201.07373](http://arxiv.org/abs/2201.07373).
14. Kent, R.E.: “Relational Operations in FOLE” (2022). Available online: [arxiv.org/abs/2103.11027](http://arxiv.org/abs/2103.11027).
15. Mac Lane, S., *Categories for the Working Mathematician*. Springer-Verlag (1971).
16. Tarlecki, A., Burstall, R., Goguen, J.: “Some Fundamental Algebraic Tools for the Semantics of Computation, Part 3: Indexed Categories”. *Th. Comp. Sci.* vol. 91, pp. 239–264. Elsevier (1991).
17. *The Information Flow Framework (IFF)*. The Standard Upper Ontology (SUO) working group IEEE P1600.1. Available online: <http://web.archive.org/web/20121008145548/http://suo.ieee.org/IFF/>; Previously available online: <http://suo.ieee.org/IFF/>.
18. nLab Grothendieck fibration. Available online: [ncatlab.org/nlab/show/Grothendieck+fibration](http://ncatlab.org/nlab/show/Grothendieck+fibration).