

A CONSTRUCTION OF MINIMAL COHERENT FILLING PAIRS

HONG CHANG AND WILLIAM W. MENASCO

ABSTRACT. Let S_g denote the genus g closed orientable surface. A *coherent filling pair* of simple closed curves, (α, β) in S_g , is a filling pair that has its geometric intersection number equal to the absolute value of its algebraic intersection number. A *minimally intersecting* filling pair, (α, β) in S_g , is one whose intersection number is the minimal among all filling pairs of S_g . In this paper, we give a simple geometric procedure for constructing minimal intersecting coherent filling pairs on S_g , $g \geq 3$, from the starting point of a coherent filling pair of curves on a torus. Coherent filling pairs have a natural correspondence to square-tiled surfaces, or *origamis*, and we discuss the origami obtained from the construction.

1. INTRODUCTION

A simple closed curve on a compact closed surface, S_g , of genus $g \geq 2$ is called *essential* if it does not bound a disc. As such, going forward a “curve in S_g ” will mean an essential simple closed curve in S_g . Two curves in S_g intersect coherently if all the intersection points have the same orientation provided that the two curves are oriented. Note that it does not depend on the choice of the orientation of the curves. Two curves are in *minimal position* if the number of intersections of these curves is the minimal within the curves isotopy classes. It is a simple observation that a coherently intersecting pair are already intersecting minimally within their isotopy classes. Thus, for coherently intersecting curves this convenience allows us to drop the distinction between working with a curve pair and their isotopy classes. A pair of curves in S_g is *filling* if over all representatives from their isotopy classes their complement in S_g is a collection of discs.

Let $\alpha, \beta \subset S_g$ be a filling pair. We call (α, β) a *minimally intersecting filling pair* if the intersecting number, $i(\alpha, \beta)$, is minimal among all filling pairs on S_g . For Euler characteristics reasons, $i(\alpha, \beta) \geq 2g - 1$. Additionally, for Euler characteristic reasons a minimally intersecting filling pair would have the property that $S_g \setminus (\alpha \cap \beta)$ is a single open disc. For $g = 1$ this low bound is geometrical realizable with a meridian-longitude pair. For $g = 2$, an exhaustive search the finite possibilities for a filling pair intersecting 3 times establishes that none exist and that at least 4 intersections is needed. However, Aougab and Huang showed in [1] that for all $g \geq 3$ there exists filling pairs of curves whose intersection achieves the $2g - 1$ minima. (More recently, also see [7, 8].) Moreover, the minima can be obtained with α and β intersecting coherently shown in [2], so “minimally intersecting filling coherent pair” is not an empty set for $g \geq 3$.

The construction of minimally intersecting filling coherent pairs in [2] largely utilizes the algebraic techniques coming from the symmetric groups. In this paper we give an alternate geometric construction coming from simple cut-and-paste techniques. Our construction allows one to rapidly construct by hand such filling pairs for any genus.

1.1. Coherent filling pairs and origamis. For a filling pair of curves, $\alpha, \beta \subset S_g$, positioned in their isotopy classes so as to have $|\alpha \cap \beta|$ being minimal, the 4-valent graph, $\alpha \cup \beta = C^1 \subset S_g$, can be thought of as the 1-skeleton of a 2-dimensional CW structure on S_g . The dual graph, $\widehat{C}^1 \subset S_g$, is also the 1-skeleton of a CW structure that has every 2-cell being a quadrilateral containing a single 0-cell, an intersection point from $\alpha \cap \beta (\subset C^1)$. Giving each such quadrilateral 2-cell a $[0, 1] \times [0, 1]$ Euclidean square structure, we obtain a square tiling of S_g . If we have α and β intersecting coherently then an orientation assignment to these two curves gives a natural way to assign the “right-side, left-side, bottom, top” categories to the four boundary 1-cells of each square tile. It follows that each 1-cell of \widehat{C}^1 is either a left/right side gluing or a bottom/top gluing of two square tiles. That is, we have an *origami* structure for S_g . Specifically, we have the following result from the literature.

Theorem 1 ([5, 7]). *A coherent filling pair of curves naturally corresponds to an origami on S_g .*

The Euclidean square tiles of an origami gives us a flat geometry except at finitely many branched points—one for each 2-cell of the CW structure—which correspond to the points where the corners of the tiles are adjoined. An origami coming from an intersecting coherent filling pair is said to have a single *horizontal cylinder* and a single *vertical cylinder*. Fig. 1 (Fig. 1 of [2]) illustrates such an origami for S_3 which happens to be the unique origami up to labeling for genus three [4, 2].

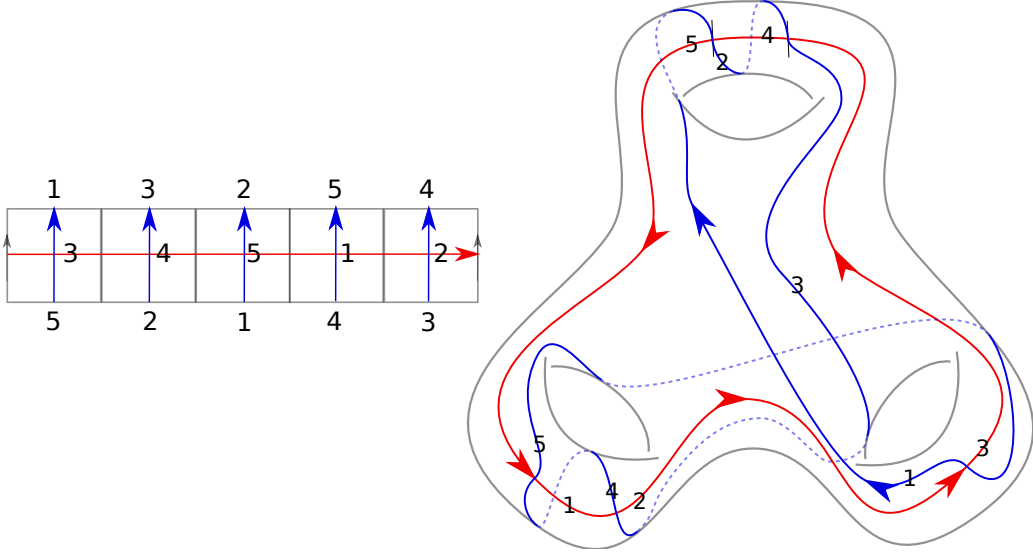


FIGURE 1. The left illustrates a filling pair (which is C^1), the associated square tiles, and the left/right bottom/top gluing assignment for the origami structure. The right illustrates its geometric realization on S_3 . The left’s numeric labeling of red/blue edges of C^1 correspond to the numeric labeling of the right. Note that there is exactly one branched point since there is a single component of $S_3 \setminus (\alpha \cup \beta)$.

Flat metrics on S_g coming from the Euclidean square tilings on S_g induces a horizontal foliation on each individual square tile that can be extended to a measured singular foliation \mathcal{F} on S_g . A fundamental theorem of Hubbard-Masur associates a unique quadratic differential to this horizontal foliation and, therefore, to the square-tiling [6]. An origami of S can thus be interpreted as a point in the space of unit-area

quadratic differentials. When \mathcal{F} is orientable, the origami supports the structure of a translation surface, and the associated quadratic differential will be the square of an abelian differential.

1.2. Outline. In § 2, we introduce the cut-and-paste surgery operations that we will be utilizing. These surgery operations have the property that, starting with a coherent filling pair of curves on a torus, we will trade an increase in the genus of the surface for a reduction in the number of discs in the complement of the filling pair. A minimal intersecting filling pair will be realized when the number of disc components is reduced to one.

Previous work on constructing and understanding minimal intersecting filling pairs has focused on the growth of the number of nonequivalent pairs [1, 2, 3, 4]. As such, understanding how one might create nonequivalent minimal coherent filling pairs via our surgeries is of interest. In § 3, we will use a “tree-graph” analysis to understand how our surgery construction can yield nonequivalent filling pairs.

Finally, in § 4 we generalize the construction to $S_{g,p}$, oriented surfaces of genus g with p punctures. In the setting of punctured surfaces the complement of a filling pair of curves is a collection of discs and once punctured discs.

Notation. Throughout this note we will use S_g to denote a closed orientable surface of genus, g . $S_{g,p}$ will denote an closed orientable surface of genus g with p marked or puncture points. ∂Y denotes the boundary of a compact surface, Y . $|X|$ denotes the cardinality of the set X .

Acknowledgements. We thank the authors of [2] for the use of Fig. 1. This work has its genesis in the second author’s collaboration with Tarik Aougab and Mark Nieland and he thanks them for numerous discussion on the topic of this note.

2. SURGERIES ON COHERENT FILLING PAIRS ON S_1

Our strategy for constructing a minimal coherent intersecting filling pair for a genus $g \geq 3$ oriented closed surface is to start with a coherent intersecting filling pair of curves, (α, β) , on the torus, S_1 , that intersect g -times. (Using the ordered 2-tuple, $\langle m, l \rangle (= \langle \text{meridian}, \text{longitude} \rangle) \in \mathbb{Z} \times \mathbb{Z}$ that specifies curve isotopy classes on S_1 , the reader might think of $\alpha \subset S_1$ as being the $\langle 0, 1 \rangle$ curve and $\beta \subset S_1$ being the $\langle g, 1 \rangle$ curve.) Our construction requires that we consider two cases, when g is odd and when g is even. For the odd case, through a simply surgery operation on the graph, $\alpha \cup \beta \subset S_1$, we will add in $g - 1$ new vertices. Initially, $S_1 \setminus (\alpha \cup \beta)$ has g disc components. Our simple surgery on β will trade disc components for genus—each surgery decreases the number of disc components by one while increasing the genus of the resulting surface by one. The genus of the final surface will be $2g - 1$ and there will be exactly one disc component in the complement of the resulting filling pair, (α, β') , for S_{2g-1} . For the case when g is even, will need one additional simply surgery to trade disc-for-genus all the way up to $2g - 1$ genus.

2.1. Two simple surgeries on filling pairs. Let (α, β) be a filling pair for $S_{g \geq 1}$ and consider a closed regular neighborhood, \mathbf{N} , of the graph, $\alpha \cup \beta \subset S_g$. We assume that α and β are positioned so as to intersect minimally within the isotopy class of, say, β . As such, each boundary component of $\partial \mathbf{N}$ bounds a disc in S_g . In particular, we focus on any small neighborhood, $\nu(p) \subset \mathbf{N}$, around $p \in \alpha \cap \beta$, one of the 4-valent intersection points—the first illustration in the sequence of Fig. 2 depicts $\nu(p)$. $\nu(p)$

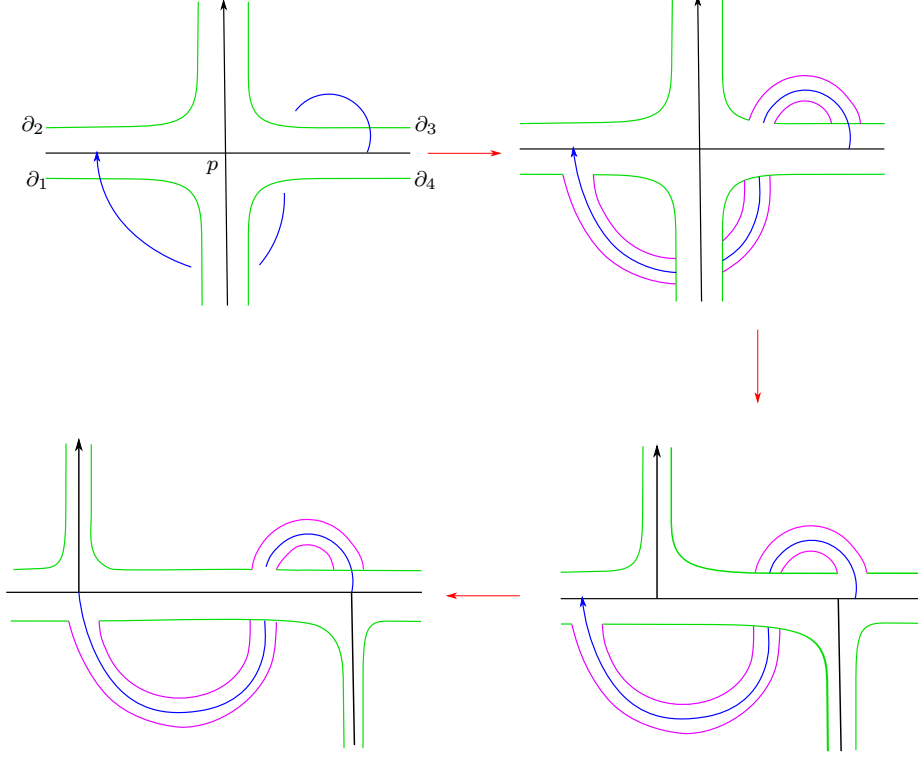


FIGURE 2. The first illustration of the sequence shows the extended core of the band-to-be-added. Its endpoints are on α . The second illustration shows the added band. The third and fourth illustration in the sequence show how the “shear” the intersection point in $\alpha \cap \beta$ and adjoin, or “splice”, to the endpoints of the extended core of the band. The salient feature is the ∂_1 and ∂_3 are band connected.

will have segment portions of four boundary components, ∂_1 , ∂_2 , ∂_3 and ∂_4 as shown in first illustration in the sequence of Fig. 2. We remark that some of ∂_i 's may be the same component of ∂N . Taking α near p as a west/east axis and β as a north/south axis, the four boundary segment are positioned so that ∂_1 is Southwest (SW), ∂_2 is NW, ∂_3 is NE, and ∂_4 is SE.

The single 1-handle surgery—We now glue to the sub-surface, \mathbf{N} , a 1-handle, $B(\cong [0, 1] \times [0, 1])$, that is attached to ∂_1 (SW) and ∂_3 (NE).

Referring to the second illustration in the sequence in Fig. 2, we take an arc, γ , to be the extended core of the attached B . The salient feature is that γ is attached to the south side (north side) of the west portion (east portion) of $\alpha \cap \nu$. Then $\alpha \cup \beta \cup \gamma$ will be a graph in $\mathbf{N} \cup B$ that has some number of 4-valent vertices—same number as $|\alpha \cap \beta|$ —and two 3-valent vertices—the two endpoints of γ .

The third illustration in the sequence in Fig. 2 show a *shearing* of β at the point p , creating two new 3-valent vertices. The reader should observe that we now have four 3-valence vertices in succession on α . The fourth illustration shows how these four 3-valence vertices are realigned and *spliced* to create two new 4-valence vertices and a new β' . The key feature of the final fourth illustration is that the orientation at the two intersections of $\alpha \cap \beta'$ created by this splice is consistent with the original orientation intersection point, $\nu \cap (\alpha \cap \beta)$ —crossing α south to north.

We observe that if $\partial_1 \neq \partial_3$ then the $\partial(\mathbf{N} \cup B)$ has one less boundary component and the genus of $\mathbf{N} \cup B$ is increased by one. Moreover, the curve pair (α, β') , will be a filling pair in the surface obtained by capping off each component of $\partial(\mathbf{N} \cup B)$ with a disc, i.e. S_{g+1} . Additionally, $|\alpha \cap \beta| + 1 = |\alpha \cap \beta'|$.

The surgery sequence obviously is generalized by rotation and reflection.

We will refer back to this *shear and splice* construction numerous times in this note.

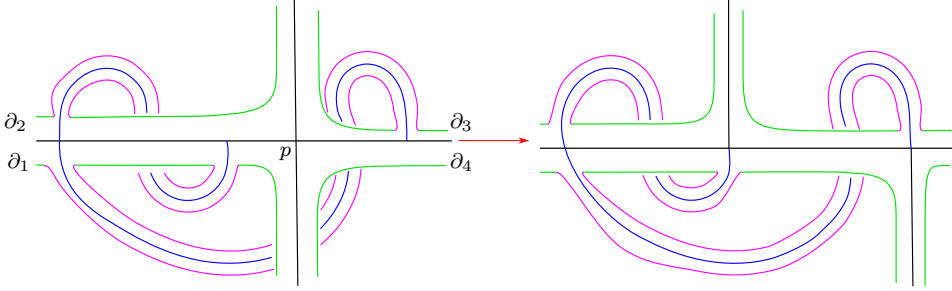


FIGURE 3. Banding three boundary components with one arc

The two 1-handle surgery—For this surgery we refer the reader to Fig. 3 on how we will alter the initial $\nu(p)$ neighborhood. Specifically, we glue in two 1-handles: a 1-handle, $B_{NW/SW}$, that is attached to ∂_2 (NW) and ∂_1 (SW); and, a 1-handle, $B_{NW/SE}$ attached to, again, ∂_1 (SW) and ∂_3 (NE). Next, we take a core arc of each 1-handle and extend them into $\nu(p)$ so as to create a single arc, γ , that is attached to α on the north (south) side of the west (east) portion in $\nu(p)$. The blue arc in the left illustration of Fig. 2 corresponds to γ . Note that at this stage $\alpha \cup \beta \cup \gamma$ is a graph in $\mathbf{N} \cup B_{NW/SW} \cup B_{SW/NE}$ having $|\alpha \cap \beta| + 1$ 4-valent vertices and two 3-valent vertices.

Finally, we shear β at the point $p \in \alpha \cap \beta$ to create two 3-valent vertices. As with our first surgery, we will then have four 3-valent vertices in succession on α . The right illustration of Fig. 2 shows the realignment of these four vertices creating two new 4-valent vertices and a new β' curve by splicing into β the extended core arc. As with our first surgery, the two new vertices of β' are intersections with α that are consistent with the manner of intersection of our original point p —crossing α south to north. Thus, again we have a shear and splice construction, going from β to β' .

If we assume that $\partial_1, \partial_2, \partial_3$ are all distinct boundary curves of \mathbf{N} then $|\partial(\mathbf{N} \cap B_{NW/SW} \cap B_{SW/NE})| = |\partial\mathbf{N}| - 2$. Thus, the curve pair (α, β') , will be a filling pair in the surface obtained by capping off each component of $\partial(\mathbf{N} \cap B_{NW/SW} \cap B_{SW/NE})$ with a disc, i.e. S_{g+2} . Additionally, $|\alpha \cap \beta| + 2 = |\alpha \cap \beta'|$.

Finally, both the surgery sequences are generalized by rotation and reflection.

2.2. Constructing minimal coherent filling pairs. With our two surgeries in hand we are now in a position to construct minimal coherent intersecting filling pairs for genus, $g \geq 3$.

As stated at the beginning of § 2, we start with a filling pair on S_1 that intersect g -times. Again, α is a $\langle 0, 1 \rangle$ curve and β as a $\langle g, 1 \rangle$ curve. We give an orientation to α and label the g intersection points, $\{p_1, p_2, \dots, p_g\} = \alpha \cap \beta$, such that the cyclic order of the points on α correspondence to the cyclic order given by indices of the $\nu(p_i)$ -labels. Next we orient β similarly—traversing β , $\text{mod}(g)$ the i^{th} intersection point is p_i .

Our construction requires that we consider the cases when g is odd and even separately. The top illustration in Fig. 4 has $g = 3$ and is representative of the cases having g odd. The bottom illustration of Fig. 4 has $g = 4$ and is representative of the cases having g even.

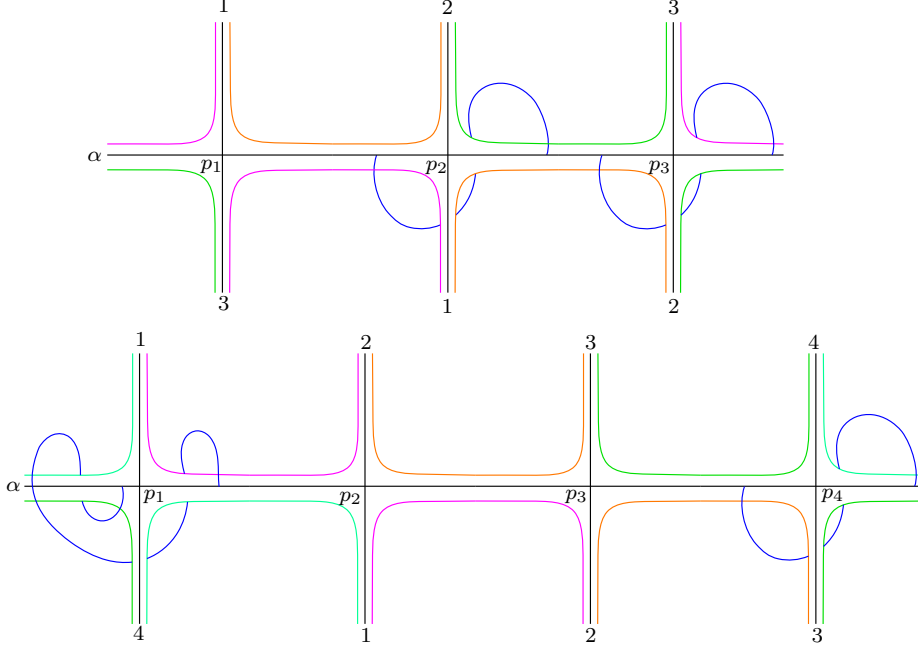


FIGURE 4. The top illustration has $g = 3$ and is representative of the odd case. The bottom illustration has $g = 4$ and is representative of the even case. The horizontal segments in each has the right/left endpoints identified and corresponds to the α curve. The labels on the endpoints of the vertical segments correspond to the identification of their endpoints so as to form the β curve.

Referring to Fig. 4, it is convenient to represent the α curve by a horizontal line segment which has its left and right endpoints identified. Then we can represent the β curve by g vertical line segment, each one of which intersects our α representation once at its midpoint. Assigning labels—1 through g , left to right—to the top endpoints of our g vertical segments and labels, g then 1 through $g - 1$, to the bottom ends of the vertical segments, we realize β by a gluing that matches the top endpoint labels with the bottom endpoint labels.

It is also helpful to assign labels, p_1 through p_g , to the points of intersection of the horizontal α segment with the vertical segments— p_i will be in the vertical segment have i as a top endpoint label. Next, when we consider a regular neighborhood, \mathbf{N} of $\alpha \cup \beta \subset S_1$, near p_i we have the four “compass” boundary curves, NE_i, NW_i, SW_i, SE_i , where, due to indexing scheme for connecting the labels of the vertical segments, $NE_i = NW_{i+1}, SE_i = SW_{i+1}, NW_i = SE_i$. To help to reader with this identification in Fig. 4 we have distinguished the components of $\partial \mathbf{N}$ by a color assignment. The reader should observe that $|\partial \mathbf{N}| = g$.

The key issue is when a “1-handle attaching scheme” to $\partial \mathbf{N}$ results in a surface with one boundary. (In § 5 we will expand and make precise our notion of “scheme”.) To that end we define an *attaching graph* or *A-graph*, G . The vertices of G are the components of $\partial \mathbf{N}$. And, two vertices share an edge if they share the attaching ends

of a specified 1-handle. Then G will have g vertices and $g - 1$ edges. We then have the following lemma.

Lemma 2. *Given an attaching scheme of $(g - 1)$ 1-handles to $\partial\mathbf{N}$, the resulting surface will have exactly one boundary component if and only if the A-graph, G , is a connected tree.*

The proof of the following lemma will be delayed until § 3.

We now give two schemes—one for g odd and one for g even—attaching 1-handles to \mathbf{N} , both utilize the 1-handle surgeries of § 2.1.

Case where g is odd. In a neighborhood of each intersection point, p_i , $2 \leq i \leq g$, we perform a single 1-handle surgery attached to SW_i to NE_i for $2 \leq i \leq g$. It is readily observed that the graph, G , is a linear tree. (The reader may wish to consult the top of Fig. 4.) Thus, by Lemma 2 the resulting surface has one boundary component and is of genus $(2g - 1)$.

As previously observed, the resulting filling pair will still have coherent intersection.

□

Case where g is even. In a neighborhood of p_i we perform a two 1-handle surgery: attaching a 1-handle between NW_1 and SW_1 ; and, NW_1 and SE_1 . Then, in a neighborhood of each intersection point, p_i , $4 \leq i \leq g$, we perform a single 1-handle surgery attached to SW_i to NE_i for $4 \leq i \leq g$. Again, it is readily observed that the associated graph, G , is a linear tree. (The reader may wish to consult the bottom of Fig. 4.) And, Lemma 2 again gives us that the resulting surface has one boundary component and is of genus $(2g - 1)$.

And again, the resulting filling pair will still have coherent intersection. □

Based upon the above two surgery schemes we can state the following result.

Theorem 3. *For genus $g \geq 3$, we can create minimal coherent filling pairs utilizing the two 1-handle surgeries of § 2.1.*

By now the reader may have realized that there are other choices one may make for attaching 1-handles, shearing vertices and slicing in the extended handles cores so as to obtain a single boundary curve and a new β' . In the next sections we investigate other such choices.

Remark 4. For $g = 2$, if we attempt to attach a single 1-handle to $\partial\mathbf{N}$ using the single 1-handle surgery we “run out of room”. That is, the associated graph, G , will not be a connected tree since both points, $p_1, p_2 \subset \alpha \cup \beta \subset \mathbf{N}$, are adjacent to just the two boundary curves of $\partial\mathbf{N}$. Thus, we cannot realize a filling pair such that $\alpha \cap \beta = 2 \cdot g - 1 = 2 \cdot 2 - 1 = 3$. This “failure to construct” is consistent with the fact the for genus 2 we need $|\alpha \cap \beta| = 4$.

3. 1-HANDLE ATTACHING SCHEMES AND FILLING PAIR

We now supply the proof of our previously used lemma.

Proof of Lemma 3. First, we will assume that the resulting surface has exactly one boundary component. We will argue that G must be a tree.

We observe that our definition of the graph G is really independent of the filling pair and only dependent on the surface type of \mathbf{N} . That is, \mathbf{N} is homeomorphic to $S_{1,0,g}$, a compact surface of genus one having no puncture (or marked points) and

g boundary components. By attaching a 1-handle to any surface with boundary we either increase by one or decrease by one the number of boundary components of the resulting surface. To do the former (latter), both ends of the 1-handle must be attached to the same (different) boundary component(s).

With the above in mind, we take a \hat{g} to be of minimal value for which the theorem is not true. Then for $\mathbf{N} \cong S_{1,o,\hat{g}}$, there is an attaching scheme of $(\hat{g} - 1)$ handle on the \hat{g} boundary components that produce a single boundary curve, but the associated A-graph is not a tree.

We next take a maximal sub-collection of handles that results in an A-graph, G' , having each component of G' is a tree. (By assumption this sub-collection has fewer than $(\hat{g} - 1)$ handles.) The cardinality of our sub-collection of handles is $(\hat{g} - |G'|)$. And, there are $|G'| - 1$ remaining handles to attach. Moreover, each component accounts for one boundary component of the resulting sub-surface, i.e. there are $|G'|$ boundary component.

If we now attach a one of the handles not in our maximal sub-collection, it must result in a component of our A-graph being not a tree. This implies that both ends of this handle are attached to the same boundary component. But, this is not possible. We are in the situation where we have a surface with $|G'| (< \hat{g})$ boundary curves and $|G'| - 1$ handles to be attach resulting in a single boundary component. By the assumption that \hat{g} is minimal for realizing a counterexample, we have a contradiction.

For the other direction of our theorem we proceeding inductively. If there are initially two components of $\partial\mathbf{N}$, attaching a 1-handle between them will produce a single boundary component and the associated G is a tree. Now suppose we can attach

Now consider the associated graph, G , coming from an attachment scheme of $(g - 1)$ 1-handles to the g boundary components of \mathbf{N} . And, assume that G is a connected tree. We use \mathbf{N}' to denote the resulting surface and we observe that \mathbf{N} is naturally seen as a sub-surface in \mathbf{N}' . Moreover, we can obtain \mathbf{N} from \mathbf{N}' by deleting the open sets in \mathbf{N}' that correspond to the “interior” of the 1-handles—homeomorphically equivalent to $(0, 1) \times [0, 1]$.

We then have a similar behavior to that described in the first half of our argument. By deleting the interior of a 1-handle to any surface with boundary we either increase or decrease by one the number of boundary components of the resulting surface. To do the former (latter), both components of $\{1\text{-handle}\} \cap \partial\mathbf{N}'$ must on the same (different) boundary component(s) of \mathbf{N}' . Since the deletion of $(g - 1)$ interiors of 1-handles in \mathbf{N}' produces a surface with g boundary components, by G being connected—every boundary of \mathbf{N} has at least one 1-handle attached—we conclude that $|\partial\mathbf{N}'| = 1$. \square

As previously observed, the 1-handle attaching scheme of Theorem 3 is not unique in that one can readily construct other 1-handle attaching schemes whose associated graph G is a tree. In Fig. 5 we offer such an example.

Example 5 (An attaching scheme for S_{11} .) Initially, the β curve is a $(6, 1)$ curve on S_1 with α again being the $(0, 1)$ curve. As before, we will have $\{p_1, \dots, p_6\} = \alpha \cap \beta$ which we indicate in the top illustration of Fig. 5. To reduce the clutter we do not depict the vertical arcs associated with β . Finally, we double-label the boundary components of $\partial\mathbf{N}$ with numeric-colored labels.

We depict an oriented blue arc, γ , that has endpoints in α to the left and right of the point, $p_2 (\subset \alpha \cap \beta)$. We will use γ for a scheme of attaching five 1-handles to

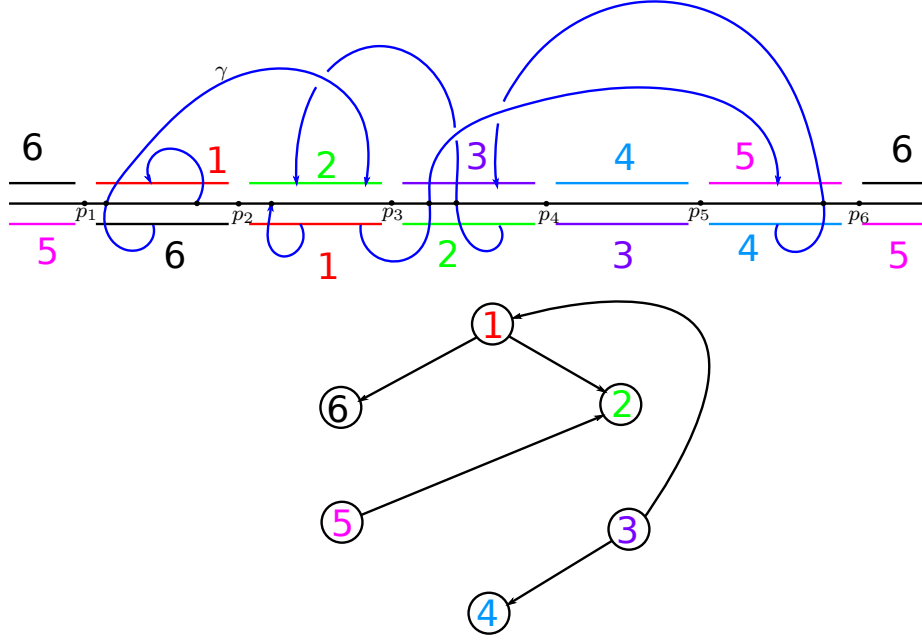


FIGURE 5. The arc, γ , contains the extended core of five 1-handles. There is only one shear and splice which is at p_2 . It splices γ into β to produce β' . The lower illustration depicts the associated graph, G , which is a tree.

the components of $\partial\mathbf{N}$. Specifically, γ is the union of five extended 1-handled cores. These five extended cores have their endpoints in α : one to the right of p_1 ; one to the right of p_3 ; one to the left of p_6 ; and, the two endpoints that are to the left and right of p_2 .

The last two listed points, the endpoints of γ are of particular interest. They are positioned on α so that we can splice γ into β by a shearing of β at p_2 followed by a reconnecting of endpoints as previously depicted in Fig.'s 2 & 3. The resulting curve will be our new β' . Returning to the orientation assignment of γ , it is consistent with the orientation of β that we have been assigning—edges of β are depicted as coming into α from below and going out of α from above. Thus, the new β' will have coherent intersection with α .

The bottom illustration of Fig. 5 depicts the associated A-graph, G . (The validity of G we leave it to the reader to check.) Since G is a tree by our Lemma 2 we conclude that this scheme for attaching 1-handles yields a minimal coherent filling pair for S_{11} . Moreover, the extended cores of the 1-handles inherent an orientation from γ that results in giving each edge of G an orientation, e.g. the core of the 1-handle goes from the 1/red boundary curve to the 6/black boundary curve giving us a edge in G going from the 1/red vertex to the 6/black vertex. \diamond

From this example we see that an attaching scheme for a collection of 1-handles can be described by specifying a disjoint collection of oriented arcs, $\{\gamma_1, \dots, \gamma_n\}$, that have their endpoints on our initial α curve—a $\langle 0, 1 \rangle$ curve on S_1 —and intersect α in a coherent manner that is consistent with that of β —a $\langle g, 1 \rangle$ curve on S_1 . Then, 1-handles are attached to \mathbf{N} so as to have their extended cores equal $\cup_{1 \leq i \leq n} \gamma_i$. Each γ_i satisfies the following conditions. (We continue our appeal to the setup: α and β curves in S_1 coherently intersect and \mathbf{N} is a regular neighborhood $\alpha \cup \beta$. We also

visually depict the setup in the same manner: α a single horizontal arc with left/right endpoints identified; and, β as g vertical segments oriented pointing bottom-to-top.)

1. For $\partial\gamma_i$ there exists an intersection point $p \in \alpha \cap \beta$ such that on α these two endpoints are to the immediate left/right of p .
2. γ_i intersects α in a coherent manner.
3. γ_i is attached to α and oriented such that a shear and splice operation at the point p (previous condition) yields a consistently oriented curve coherently intersecting α .

A collection of γ arcs satisfying the above three conditions are said to be a *1-handle attaching scheme*.

Performing the shear and splice operation for each γ arc of a 1-handle attaching scheme will yield a curve pair, (α, β') , for some oriented some closed surface. Additionally, a corresponding A-graph, G , can be constructed.

We have the following theorem whose proof is now self-evident.

Theorem 6. *Let $\{\gamma_1, \dots, \gamma_n\}$ be a 1-handle attaching scheme. Suppose*

$$|\cup_1^n \gamma_i \cap \alpha| - n = g - 1.$$

Then the resulting curve pair is a minimal coherent filling pair for a S_g if and only if the A-graph G is a connected tree.

4. CASES WITH PUNCTURES

We now extend our minimal coherent filling pair construction to orientable finite type surfaces, $S_{g,p}$, where the genus is $g \geq 3$ and there are $p(> 0)$, punctures (or marked) points. A pair of curves, $\bar{\alpha}, \bar{\beta} \subset S_{g,p}$, is *filling* if, when $\bar{\alpha}$ and $\bar{\beta}$ are positioned to intersect minimally within their isotopy classes, $S_{g,p} \setminus (\bar{\alpha} \cup \bar{\beta})$ is a collection of discs and once punctured discs. By an Euler characteristic argument, the minimal number of intersections needed for a pair of curves to fill is $2g + p - 2$ [7]. If $(\bar{\alpha}, \bar{\beta})$ is a minimal filling pair then $|S_{g,p} \setminus (\bar{\alpha} \cup \bar{\beta})| = p$. Alternatively, if we consider a regular neighborhood, $\mathbf{N}(\bar{\alpha} \cup \bar{\beta}) \subset S_{g,o,p}$ we would have $|\partial\mathbf{N}| = p$.

We slightly modify our initial setup of $\alpha, \beta \subset S_1$ by requiring $|\alpha \cap \beta| = g + p - 1$. Thus, β is now a $\langle (g + p - 1), 1 \rangle$ curve on S_1 while α is still a $\langle 0, 1 \rangle$ curve. This implies that $S_1 \setminus (\alpha \cup \beta)$ has $(g + p - 1)$ discs components. We again denote a regular neighborhood of $\alpha \cup \beta$ by $\mathbf{N}(\subset S_1)$.

We define a collection of γ arcs, $\{\gamma_1, \dots, \gamma_n\}$, as being a 1-handle attaching scheme in exactly the same manner as that of § 3. As such we can consider the A-graph, G , of an attaching scheme. If $|G| = p$ with each connected sub-graph component being a tree where exactly one of its vertices corresponds to a ∂_i boundary component of \mathbf{N} , then the resulting curve pair, (α, β') , will be filling. And additionally, if

$$|\cup_1^n \gamma_i \cap \alpha| - n = g - 1,$$

the resulting pair, (α, β') , will be minimal, i.e. $(g+p-1)+(g-1) = 2g+p-2$. Since our third condition for an attaching scheme requires that the shear and splice operation produce a β' that coherently intersects α , we have our conditions for constructing minimal coherent filling pairs for $S_{g,p}, g \geq 3, p > 0$.

Theorem 7 (Also see [7], Theorem 1.3.). *Minimal coherent filling pairs for $S_{g,p}, g \geq 3, p > 0$, exist for all such g and p .*

Proof. Utilizing only the two 1-handle surgeries of § 2, we take any 1-handle attaching scheme of γ arcs that yields a minimal coherent filling pair for S_{g+p} . We throw away any $p - 1$ edges of the associated tree graph, G , to produce a non-connected graph, G' , which has p sub-graphs. We restrict our choices of discarded edges to those that correspond to single 1-handle surgery and the $B_{NW/SW}$ handle of the two 1-handle surgery. The reader should observe that throwing away the $B_{NW/SW}$ alters the two 1-handle surgery to a single 1-handle surgery.

Thus, by construction there is a sub-collection of our original collection of γ arcs that yield an attaching scheme that producing a surface of genus, g , with p boundary components. Moreover, G' is the associated A-graph and this surface will be a regular neighborhood of the resulting coherent filling pair four valent graph, $\alpha \cup \beta'$. Now by capping off each of the p boundary components with a once punctured disc, we obtain $S_{g,p}$. Necessarily, $|\alpha \cap \beta'| = 2g + p - 2$.

One last subtle observation. We can designate one arbitrary vertex from each component of G' as corresponding to a one of the p designated boundary components, ∂_i . Placing a puncture in each associated disc of $S_1 \setminus (\alpha \cup \beta)$, we can then have this $S_{1,p}$ with its coherent filling pair, (α, β) , as the initial starting setup. The previous sub-collection of γ arcs will then be an attaching scheme that yields (α, β') as a minimal coherent filling pair in a $S_{g,p}$ surface. \square

REFERENCES

- [1] Tarik Aougab, Shinnyih Huang. *Minimally intersecting filling pairs on surfaces*. Algebraic & Geometric Topology, 15 (2015) 903-932.
- [2] Tarik Aougab, William W. Menasco and Mark Nieland. *Origamis associated to minimally intersecting filling pairs*, Pacific Journal of Mathematics, Vol. 317 (2022), No. 1, 1–20.
- [3] Tarik Aougab, Samuel J. Taylor. *Small intersection numbers in the curve graph*. Algebraic & Geometric Topology, 15 (2015) 903-932.
- Thurston's work on surfaces*, Princeton University Press (2021), Volume 48.
- [4] Hong Chang, *An upper bound of the numbers of minimally intersecting filling coherent pairs*, e-print, [arXiv:2208.01126](https://arxiv.org/abs/2208.01126), 2022.
- [5] Hong Chang, Xifeng Jin, and William W. Menasco, *Origami edge-paths in the curve graph*, Topology and its Applications, 2021, Vol. 298.
- [6] J. Hubbard and H. Masur. *Quadratic differentials and measured foliations*. Acta Mathematica, 142:221-274, 1979.
- [7] Luke Jeffreys. *Minimally intersecting filling pairs on the punctured surface of genus two*, Topology and its Applications 254 (2019), 101-106.
- [8] Mark Nieland. *Connected-Sum Decompositions of Surfaces with Minimally-Intersecting Filling Pairs*, e-print, arXiv: 1603.03269, 2016.

HONG CHANG, DEPARTMENT OF MATHEMATICS, UNIVERSITY AT BUFFALO–SUNY, BUFFALO, NY 14260-2900, USA, HCHANG24@BUFFALO.EDU

WILLIAM W. MENASCO, DEPARTMENT OF MATHEMATICS, UNIVERSITY AT BUFFALO–SUNY, BUFFALO, NY 14260-2900, USA, MENASCO@BUFFALO.EDU