

Adaptive Parameterization of Deep Learning Models for Federated Learning

Morten From Elvebakken, Alexandros Iosifidis, and Lukas Esterle

Abstract—Federated Learning offers a way to train deep neural networks in a distributed fashion. While this addresses limitations related to distributed data, it incurs a communication overhead as the model parameters or gradients need to be exchanged regularly during training. This can be an issue with large scale distribution of learning tasks and negate the benefit of the respective resource distribution. In this paper, we propose to utilise parallel Adapters for Federated Learning. Using various datasets, we show that Adapters can be applied with different Federated Learning techniques. We highlight that our approach can achieve similar inference performance compared to training the full model while reducing the communication overhead drastically. We further explore the applicability of Adapters in cross-silo and cross-device settings, as well as different non-IID data distributions.

Index Terms—Federated learning, Adapters, non-IID data, distributed machine learning

I. INTRODUCTION

Machine learning generates models for specific problems by resolving an optimization problem. This is usually achieved by a single system having access to a large dataset. With increasing amounts of data available, the effectiveness of machine learning methods improves as well. However, at the same time, requirements for computational power in a single computing infrastructure are rising alongside [1]. In addition, privacy concerns emerge and data regulations increase. Therefore collecting the dataset to a single entity becomes more problematic. Hence, training machine learning in a centralized setting is facing many challenges making the solution less feasible, leading to other solutions entering the field. One of these solutions is to train the deep learning model through federated learning (FL) [2].

FL can be used in different scenarios ranging from edge devices [3] and smartphones [4] to healthcare informatics [5]. The core idea in FL is decentralized machine learning where one trains a model at several edge devices and aggregates the resulting locally trained models. This means no distribution of data between devices. Most FL algorithms rely on an iterative process of decentralized learning, which is illustrated in Figure 1. In each communication round, participating clients receive a global model, train it on local data and send it back to a coordinating server. The created federated model, integrating the shared individual models, is distributed among the participants at the end of the communication round. Some

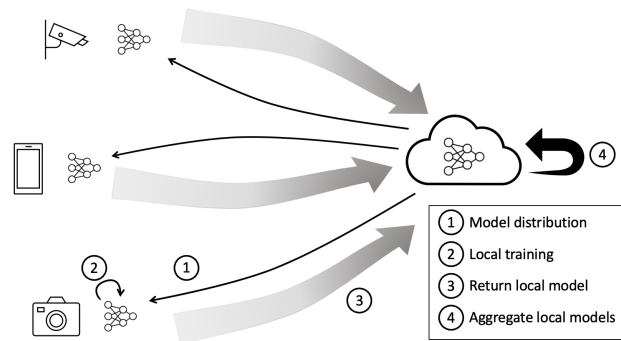


Fig. 1. Federated Learning cycle: (1) individual clients receive a model and (2) train on their own data. (3) The clients share the updated model with a server (possibly in the cloud). (4) The central server performs combines the received updated models and (1) distributes them back to the clients. These steps constitute a communication round, which can be repeated to further update the model. Not all clients need to receive and update the model at each communication round.

algorithms aim to learn the global model through a single communication round, this is referred to as one-shot federated learning [6]. We do not examine the use of adapters in one-shot scenarios.

FL can be categorised into multiple scenarios [7]. We focus on two definitions in this work, namely cross-device and cross-silo FL. In cross-device FL the data is often split among many participating clients. This is often done with a large number of embedded devices with limited resources and computational power. Usually, a smaller model is employed to allow for suitable training on the device. Finally, in cross-device settings, it is common to expect that only a fraction of clients report in during communication rounds.

In contrast, cross-silo FL has less resource and computational restrictions as well as fewer clients. In such a case, each client usually has more data and a lot more processing power. Cross-silo FL is usually considered without client instability and failure to report in, allowing all clients to participate in each communication round. The number of clients in each setting varies. The authors of [7] defines cross-silo to have between 2-100 and cross-device up to 10^{10} .

In both cases, a regular exchange of the models has to occur in order to generate the federated model. This introduces a bottleneck in communication that can specifically be problematic for embedded devices in cross-device FL. To overcome this issue, we propose using Adapters for convolutional neural networks. Adapters have originally been proposed as an alternative to fine-tuning a model in multi domain learning [8],

Morten From Elvebakken, Alexandros Iosifidis, and Lukas Esterle are with DIGIT, the Department of Electrical and Computer Engineering, Aarhus University, Aarhus, Midtjylland, Denmark (e-mail: mfe@ece.au.dk; ai@ece.au.dk; lukas.esterle@ece.au.dk).

[9]. Using a so-called domain-agnostic base model, Adapters are added in either a series or a parallel configuration. This reduces the number of parameters that need training for a new domain to only the adapters and other domain specific layers such as batch normalization. In our FL approach, we utilise the domain-agnostic base model and share it among all participating clients. The clients then learn a set of Adapters collectively through FL. Adapters are trained by the individual clients utilising local data. In communication rounds, only these Adapters are shared, effectively reducing the amount of exchanged data. After aggregating the domain specific parameters, these are again distributed among clients.

A question that arises is the distribution of training samples. While uniform distribution is straightforward, often enough the set of clients has to deal with data that is not independent and identically distributed (non-IID) among all clients. This non-IID data can have different shapes, namely (1) Label distribution skew, (2) Feature distribution skew, (3) same labels but different features, (4) same features but different labels and (5) quantity skew [7]. In this work, we consider label distribution skew and feature distribution skew to simulate non-IID data. We focus on horizontal FL, where the clients have different samples but they all share the same feature space.

We can summarize the main contributions of this paper as follows:

- 1) We propose a novel addition to federated learning, to reduce the amount of data that needs to be transmitted in each federated learning communication round. We propose the use of Adapters in conjunction with federated learning.
- 2) We explore the trade-off between the amount of data exchanged against the inference accuracy.
- 3) We examine the application of Adapters for federated learning in both cross-silo and cross-device settings across varying non-IID settings.

In addition, the proposed approach has two more benefits. First, it increases security as only Adapters are exchanged among the clients in each communication round. Even if the communication is intercepted, an attacker does not necessarily have access to a functioning model, as Adaptors are useless without the base model. Second, our approach can be used with existing FL algorithms.

The remainder of the paper is structured as follows. In the next section we elaborate on related and prior work. In Section III we present the proposed approach utilising Adapters for FL. Section IV outlines the experimental protocol before we discuss the results in Section IV-A. We conclude the paper with the main findings and an outline on future work in Section V.

II. RELATED WORK

FedAvg [2] is the baseline FL algorithm for most research in this area. It trains a shared model following an iterative process formed by four steps with a coordinating server and involved clients with local data. First, the server distributes

the global model to selected clients. Each of them then trains the model on its local data. The server aggregates the locally updated models and takes a weighted average of the received parameters to form the global model for the next step in the iterative algorithm. With this approach, FL enables multiple parties to collaboratively train a model, without exchanging local data. FL has expanded since the emergence of FedAvg, examining various aspects of the field such as communication costs, data privacy, and performance under different non-IID settings.

Under non-IID settings in FL, each client participating in the training moves towards its own optima. Under heavy non-IID data distributions this leads to what is called *client drift* [10]. Research into handling client drift examines ways to handle non-IID data settings where devices included in the FL algorithm will diverge towards their local optima instead of the optima of the global problem. In this setting it is harder, if not impossible, to train models that reach near the optima of the global problem purely based on FL. Algorithms such as FedProx [11] and FedNova [12] seek to better handle the heterogeneity of the clients. FedProx locally calculates a proximal term to restrict local updates to be closer to the initial globally distributed model, thereby limiting updates that diverge far from the starting point. The proximal term needs to be tuned to the problem at hand. A too small proximal term means the proximal term has almost no effect, whilst a too large proximal term leads to small limited updates which impacts convergence speed. FedNova aims to improve FedAvg in the aggregation stage by accounting for different amounts of local steps performed on each participating client. This could be due to variations in available computation power, time constraints or amount of local data. To counter global updates being biased towards clients that perform more local updates, FedNova uses a normalized averaging method. As Adapting deep neural networks using residual Adapters come from multi-domain learning [13]. Instead of fine-tuning a network to different domains, the use of a small set of residual Adapters for each new domain is proposed, keeping the base model the same for each domain [9], [8]. The resulting models perform almost on par with models obtained by finetuning the base model whilst lowering the amount of parameters to be trained for each new domain. The authors use an Imagenet pre-trained ResNet26 architecture [14] as the base network, which is shared across all different domains. Residual Adapters are used to adapt the base model parameter set W . The residual Adapters are convolutional filters of kernel size 1×1 . Each convolutional layer in the ResNet26 configuration has its own residual Adapter, either in a series or a parallel configuration. We only examine the parallel configuration in this paper. This approach is simpler in configuration and needs no extra batch normalization layer when adapting the model. When the kernels of the convolutional layers that are adapted are of size 3×3 , the domain-specific Adapters are roughly 9 times less than the base model parameters, since we still need domain-specific layers such as batch normalization [9]. It is on this assertion that we examine the use of Adapters to train a model

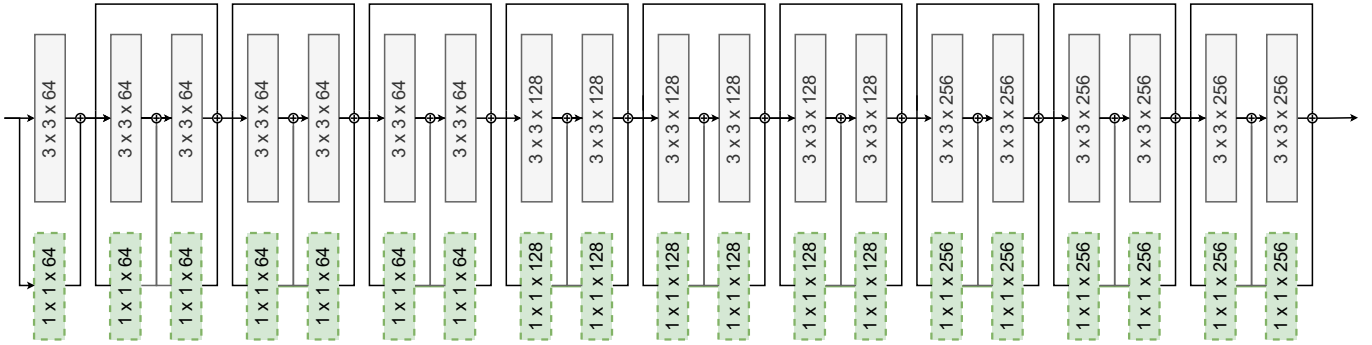


Fig. 2. Parallel Adapters on the ResNet26 architecture. The weights of the base model (in grey) are frozen, and only Adapters (in green) are trained.

within FL. In theory, each communication round of FL with Adapters has a payload that for networks with convolutional kernels of size 3×3 , are around 9 times smaller. For first communication round, the base-model needs to be distributed as well, unless this is known at the client side already. This could be the case if a client has data from multiple domains (multi-domain learning), and requires a model to handle each of them.

Resnet-26 utilises batch normalization. This has previously been found to introduce instability during training on non-IID data [15]. A proposed solution is to leave the mean and variance as local parameters for each client, excluding them from the averaging step. This effectively personalizes each client's model with its own batch normalization layers [16]. This may not be desired if a global model is wanted.

The type of data skew also impacts the effectiveness of FL. A skewed label distribution between clients challenges FL more than quantity skewed settings [15]. We go more in depth of the different skews and how we implement them in section IV.

III. ADAPTERS FOR FEDERATED LEARNING

In this work, we investigate the use of Adapters for deep neural networks within FL. Our primary objective is to learn a shared global model to perform inference tasks on individual devices using deep neural networks. The implementation of Adapters follows Rebuffi et al. [9], [8], to add parallel Adapters to an Imagenet pre-trained ResNet26 [17]. The parts of the model that we inject Adapters on, are hereafter known as the base model. Training a full model requires all parameters to be transmitted in each round, whereas when we use Adapters we only need to transmit parameters that are not specific to the base model.

A convolutional neural network is built from several different building blocks, where the main processing unit in each block is a convolutional layer. The model learns a set of parameters W that represents learned features to achieve a goal expressed in the form of a loss function at the output of the network. We can divide the set of parameters based on the L convolutional layers with $W_l \in W$ representing the parameters of convolutional layer l . For each convolutional layer having parameters W_l of the size $c \times c \times I_l$, we inject an

Adapter a_l of size $1 \times 1 \times I_l$. It is important to note that each Adapter a_l , $l = 1, \dots, L$ will have the same output size as its corresponding layer with parameters W_l , since both the layer and the Adapter have the same number of filters I_l . Figure 3 shows a configuration of parallel Adapters for two consecutive blocks in the ResNet26 architecture. The convolutional layer of each block \mathcal{L}_l can be expressed as $\mathcal{L}_l(x; W_l) = g(W_l * x)$ where $g(\cdot)$ is the Rectified Linear Unit (ReLU) activation function and $*$ is the convolution operation. With Adapters injected, the l -th convolutional layer in Figure 3 can be denoted as:

$$\mathcal{L}_{l,a}(x; W_l, a_l) = g(W_l * x + a_l * x). \quad (1)$$

The batch normalization layer with domain-specific parameters μ_l, σ_l is applied on $(W_l * x + a_l * x)$ before applying the activation function $g(\cdot)$.

Using the definition of the convolutional layer in Eq. 1, the domain-specific parameters that we need to train in each communication round are contained in the Adapters a_l , $l = 1, \dots, L$, the batch normalization parameters μ_l, σ_l , $l = 1, \dots, L$, and the weights of the fully-connected output layers. The ResNet26 architecture forms the base model with parameters W , which we can parametrize using residual Adapters, as seen on Figure 2 [8], [9]. ResNets have residual blocks of two consecutive convolutional layers of $c \times c \times I_l$, where the number of base model parameters of said residual block can be expressed as $2(c^2 I_l^2 + I_l)$. The 2 accounts for the two convolutional layers and the additional I_l contains biases of the convolutional layer. Since the ResNet26 does not apply bias in its convolutional layer, the base model parameters per block can be expressed as $2(c^2 I_l^2)$. We can then express the domain-specific parameters corresponding to that residual block. With an Adapter of size $1 \times 1 \times I_l$, the domain specific parameters can be expressed as $2(I_l^2 + 2I_l)$. The $2I_l$ here accounts for the batch normalization parameters. Since the ResNet26 uses 3×3 convolutional layers and the Adapters are 1×1 convolutional layers, we can effectively lower the amount of parameters that needs to be transmitted by a factor of approximately 9. We still need to send batch normalization and fully connected layer parameters.

It has been shown that the higher number of classes used when pre-training the network, the better it is at adapting to

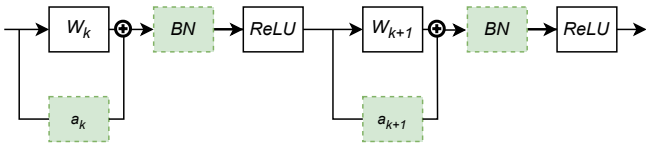


Fig. 3. Configuration of parallel Adapters for two consecutive blocks in ResNet26. W_l parameters are frozen.

new tasks [8]. We use the same base model used in previous work into residual Adapters. When training the Adapters, the base model’s parameters W_l are frozen, meaning they are not finetuned during training.

We distribute the data across a set of clients $\mathcal{C} = \{c_1, c_2, \dots, c_i, \dots, c_n\}$ participating in the training of the model. Importantly, $\forall c_i \in \mathcal{C}$ have the same pre-trained base model and the same task. For the simulated cross-device experiments, we use random sampling with replacement to pick a fraction f from the total population of the clients in \mathcal{C} that participate in each training round. The participating clients in a communication round is denoted as \mathcal{C}_f .

IV. EXPERIMENTS

To investigate the effectiveness of using Adapters in FL we conducted experiments across multiple datasets, data distributions, and FL algorithms. We used three datasets, namely SVHN [18], CIFAR10 [19] and FashionMNIST [20]. We resized all images of the datasets to 72×72 pixels, following the implementations in [8], [9]. The data is further divided into different non-IID distributions. Specifically, we experimented with different settings of non-IID data in both a cross-silo and cross-device settings. To simulate the different non-IID data distributions, we followed the implementation in [15]. We simulated two different label-based imbalances, namely quantity-based label imbalance and distribution-based label imbalance, as well as a feature-based distribution skew.

The first type of label imbalance is quantity-based label imbalance, where all clients have data samples of a specified number of labels. That is, each client has samples from the full experimental dataset containing M classes. Different settings of M lead to different distributions. The setting $M = 1$, for example, refers to each client only having samples belonging to a single class. Meaning that if there are 10 clients and 10 classes, each class is only found on one client. We examine the ranges with $|M| = [1, 3]$.

The other label based imbalance is distribution-based label imbalance, which uses a Dirichlet distribution to divide the dataset. Each client has data based on a proportion of the samples of each label according to a Dirichlet distribution. We sample $p_k \sim Dir_N(\beta)$ and allocate $p_{k,j}$ proportion of class k to client j . β is the concentration parameter, the closer to zero the more unbalanced the distribution. We use a $\beta = 0.5$. An example distribution is shown for Cifar10 for the cross-silo scenario with $Dir(0.5)$ in Figure 4.

The last distribution we simulate is noise-based feature distribution skew. This distribution first divides the dataset

homogeneously across clients. A different level of Gaussian noise is then added to each client’s local dataset to obtain the different feature distributions. A defined noise level σ is added based on $\hat{x} \sim Gau(\sigma * i/N)$ for client C_i . The Gaussian distribution $Gau(\sigma * i/N)$ has mean 0 and variance $\sigma * i/N$. We use a noise level of $\sigma = 0.1$ and this is represented as $Gau(0.1)$ in the remainder of the article.

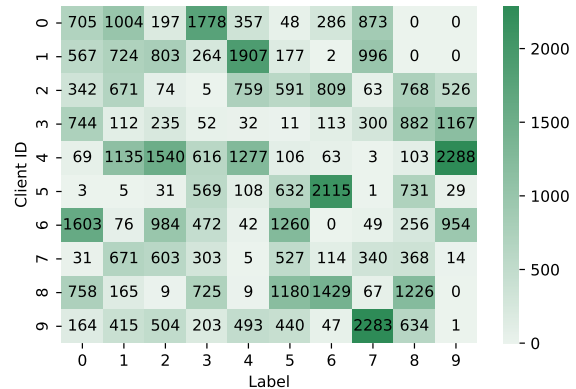


Fig. 4. Distribution of Cifar10 across 10 clients for distribution-based label imbalance.

A. Results

Each FL algorithm is trained for 50 communication rounds using a batch size of 64. All results show the top 1 accuracy. Each experiment is run for five different random seeds and the mean and standard deviation of these runs are shown on Tables I and II. The last column shows the average difference in accuracy and standard deviation between the two approaches; finetuning and Adapters. We use SGD as local optimizer with a weight decay of 0.0005 and momentum of 0.9. For distribution based label imbalance, feature based noise imbalance, and homogeneous partition, we use a learning rate of 0.1 and decrease this to 0.01 at round 30. For quantity-based label imbalance we use a lower starting learning rate of 0.01 and decrease this at round 30 to 0.001. This is due to instability during training and is discussed further in IV-A3. The weight of the proximal term μ in FedProx is tuned from $\{0.1, 0.01, 0.001\}$ and set at 0.01 across experiments.

In the cross-device experiments we found that the lower fraction f of clients reporting in, the higher μ is preferable. With a fraction of 0.2 we found that 0.01 and 0.1 resulted in similar accuracy, where 0.1 took longer to converge. Lowering the fraction f to 0.1 of clients reporting in each round we found that FedProx with $\mu = 0.1$ was best. With fewer clients reporting in, the likelihood of those clients being biased towards a specific sub-set of classes is increased. I.e., clients in that communication round may be heavily skewed towards certain samples. For larger amounts of local computations, a lower value of μ performs the best.

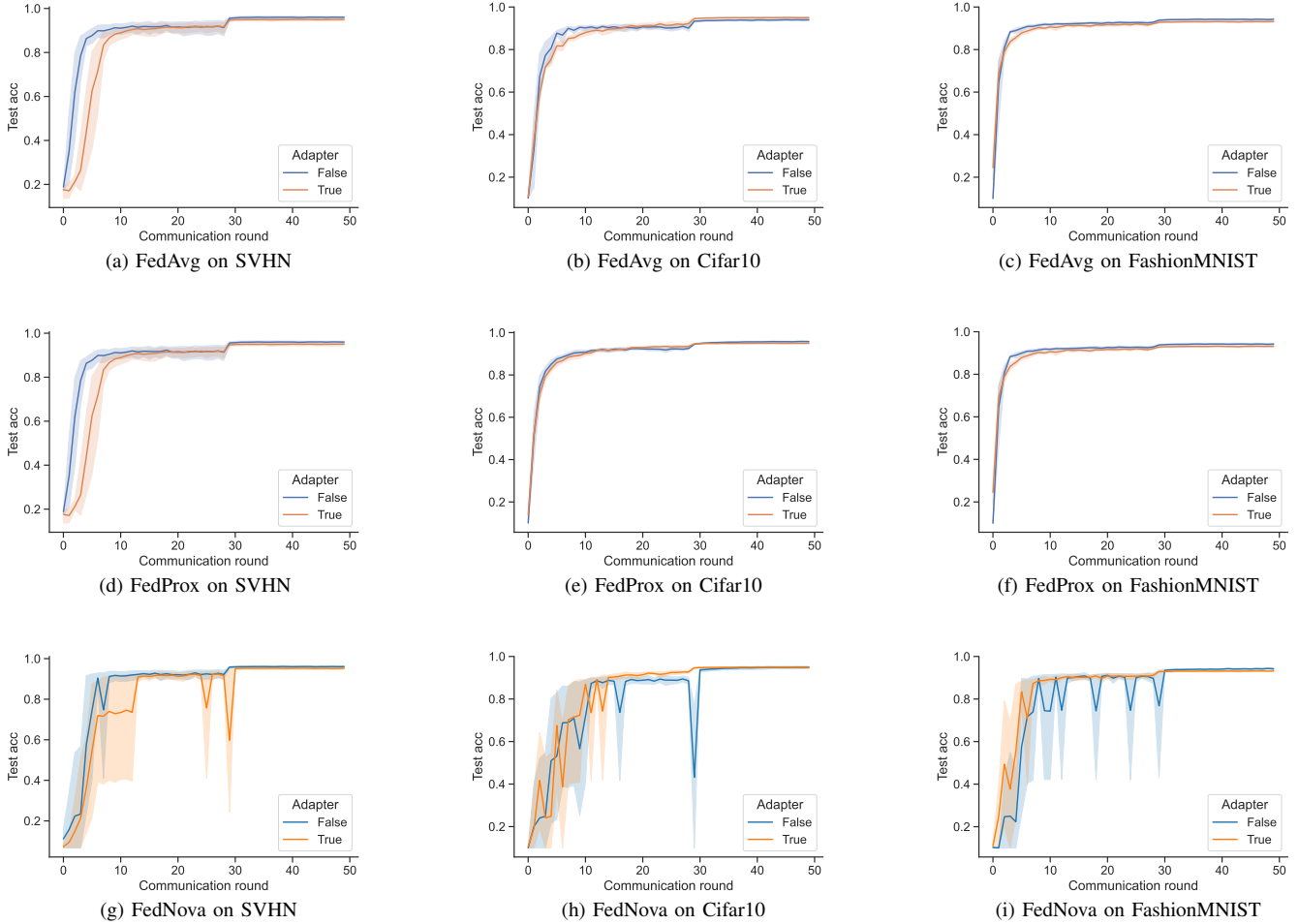


Fig. 5. Performance (accuracy) on the test set after each communication round in FedAvg, FedProx and FedNova. We show results for SVHN, Cifar10 and FashionMNIST, comparing the model with and without Adapters

1) *Cross-silo setting*: Table I shows a comparison between finetuning of the full model and training of the Adapters alone in a cross-silo setting. We use 10 clients and all clients participate in each round of federated learning as done in the previous study of cross-silo FL we follow. [15] Each client trains locally for $E = 1$ epoch, before the server aggregates the local models and transmits the aggregated parameters. We explored different values for $E = \{1, 2, 3, 5, 10\}$. In cross-silo settings, as simulated here, each client still has a substantial amount of data, and we found that increasing local computation leads to little change in performance, whilst a higher E actually degraded performance. The results are shown in Table I, and include the average performance of Adapters vs finetuning of the full models for the evaluated combinations of algorithms and non-IID partitioning strategies across the datasets.

For quantity-based label imbalance we see that finetuning the entire network using FL performs only slightly better on average compared to training Adapters alone. The standard deviation over the five runs shows a lower or comparable

value for Adapters, except in the case of FashionMNIST with FedProx.

2) *Cross-device setting*: Table II shows the comparison of Adapters and finetuning in the cross-device setting. We use the same non-IID strategies as before, but this time divide the data among 100 clients. The definition of cross-device is up to 10^{10} clients, and we therefore could have simulated a much higher number of clients. However it is also the case that ResNets can be out of the typical range of options to be deployed at smaller edge devices that would range in these environments. We set the number of clients to the lower end of what could be expected in a cross-device setting, but still adhere to properties of cross-device such as only a fraction of clients reporting in each round. For future studies the use of a higher client number may be interesting. We use a fraction of 0.2 clients participating in each communication round across all experiments in this setting. A lower fraction than 0.2 impacted the stability of the training, resulting in lower accuracy and convergence ability of the FL algorithms. Each client performs $E = 5$ local epochs before the aggregation

TABLE I
PERFORMANCE (ACCURACY) OF RESNET26 WITH AND WITHOUT ADAPTERS UNDER VARIOUS NON-IID DISTRIBUTIONS IN THE CROSS-SILO SETTING

Dataset	Partitioning	Fedavg		Fedprox		Fednova		Average difference
		w/o adapter	w/ adapter	w/o adapter	w/adapter	w/o adapter	w/ adapter	
SVHN	<i>Dir(0.5)</i>	96.00 ± 0.63	95.03 ± 0.80	96.15 ± 0.85	95.27 ± 0.69	96.07 ± 0.63	95.19 ± 0.58	0.91 ± 0.01
	#M = 1	19.57 ± 0.16	19.14 ± 0.33	19.66 ± 0.26	19.33 ± 0.32	8.81 ± 0.79	9.00 ± 0.53	18.93 ± 0.01
	#M = 2	81.93 ± 6.63	77.22 ± 4.65	82.16 ± 6.48	76.23 ± 5.14	79.72 ± 6.00	74.41 ± 4.82	5.31 ± 1.50
	#M = 3	88.17 ± 3.21	85.00 ± 2.64	88.59 ± 2.70	85.69 ± 2.34	86.88 ± 5.51	84.47 ± 3.91	3.16 ± 0.84
Cifar10	<i>Gau(0.1)</i>	97.15 ± 0.04	96.38 ± 0.19	97.19 ± 0.05	96.41 ± 0.15	97.10 ± 0.07	96.39 ± 0.11	0.75 ± -0.07
	<i>Dir(0.5)</i>	95.08 ± 0.30	95.02 ± 0.37	95.74 ± 0.46	94.93 ± 0.30	94.95 ± 0.75	94.92 ± 0.41	0.30 ± 0.14
	#M = 1	16.42 ± 1.77	12.29 ± 0.84	16.65 ± 1.89	11.41 ± 1.33	17.23 ± 1.23	12.13 ± 0.67	4.81 ± 0.68
	#M = 2	75.66 ± 7.85	64.30 ± 6.08	75.53 ± 6.66	64.31 ± 5.31	74.43 ± 7.56	61.72 ± 7.93	11.76 ± 0.91
FashionMNIST	#M = 3	87.32 ± 1.70	79.37 ± 1.43	87.29 ± 3.26	78.49 ± 1.92	85.03 ± 2.97	76.28 ± 1.89	8.50 ± 0.89
	<i>Gau(0.1)</i>	94.68 ± 0.17	93.41 ± 0.27	94.90 ± 0.07	93.15 ± 0.27	94.59 ± 0.25	93.30 ± 0.26	1.44 ± -0.10
	<i>Dir(0.5)</i>	93.99 ± 0.64	92.82 ± 0.53	94.22 ± 0.54	93.14 ± 0.35	94.19 ± 0.52	93.12 ± 0.41	1.08 ± 0.13
	#M = 1	20.82 ± 2.00	16.47 ± 2.38	18.59 ± 2.12	17.92 ± 3.67	16.97 ± 1.16	17.03 ± 5.19	1.62 ± -1.98
FashionMNIST	#M = 2	56.90 ± 5.26	55.40 ± 4.59	56.39 ± 3.09	55.62 ± 6.22	55.37 ± 3.20	52.83 ± 4.39	1.60 ± -1.21
	#M = 3	72.50 ± 3.89	70.90 ± 5.02	70.97 ± 6.94	67.94 ± 4.68	73.43 ± 7.46	67.31 ± 5.72	3.59 ± 1.85
	<i>Gau(0.1)</i>	94.90 ± 0.12	93.52 ± 0.27	94.90 ± 0.13	93.56 ± 0.28	94.82 ± 0.07	93.52 ± 0.06	1.34 ± -0.09

TABLE II
PERFORMANCE (ACCURACY) OF RESNET26 WITH AND WITHOUT ADAPTERS UNDER VARIOUS NON-IID DISTRIBUTIONS IN THE CROSS-DEVICE SETTING

Dataset	Partitioning	Fedavg		Fedprox		Fednova		Average difference
		w/o adapter	w/ adapter	w/o adapter	w/adapter	w/o adapter	w/ adapter	
SVHN	<i>Dir(0.5)</i>	95.64 ± 0.25	93.48 ± 1.42	95.62 ± 0.48	93.88 ± 0.90	77.86 ± 39.78	94.10 ± 0.90	-4.11 ± 12.43
	#M = 1	14.70 ± 4.26	14.57 ± 4.03	14.49 ± 4.18	14.18 ± 4.63	11.19 ± 4.89	10.84 ± 5.23	0.262 ± -0.18
	#M = 2	89.59 ± 1.42	84.97 ± 0.91	89.99 ± 0.91	86.28 ± 4.04	49.81 ± 27.70	61.00 ± 25.27	-0.95 ± -0.06
	#M = 3	94.16 ± 0.22	89.56 ± 0.78	94.05 ± -0.29	89.64 ± 0.35	92.60 ± 1.31	90.25 ± 1.50	3.614 ± -0.35
Cifar10	<i>Gau(0.1)</i>	96.78 ± 0.08	95.48 ± 0.13	95.58 ± 0.45	95.38 ± 0.14	96.81 ± 0.05	95.45 ± 0.08	1.29 ± 0.07
	<i>Dir(0.5)</i>	94.78 ± 0.71	92.86 ± 0.98	95.38 ± 0.79	92.91 ± 0.60	95.00 ± 0.93	92.63 ± 0.55	2.25 ± 0.10
	#M = 1	12.75 ± 1.55	10.41 ± 0.62	12.77 ± 2.31	10.66 ± 0.83	10.52 ± 1.07	9.97 ± 0.05	1.66 ± 1.14
	#M = 2	89.64 ± 2.58	71.14 ± 3.94	89.76 ± 2.91	71.50 ± 4.46	63.23 ± 4.09	58.99 ± 7.60	13.66 ± -2.13
FashionMNIST	#M = 3	93.63 ± 0.49	80.92 ± 1.72	93.55 ± 0.65	80.74 ± 1.32	62.48 ± 29.87	82.61 ± 4.10	1.79 ± 7.95
	<i>Gau(0.1)</i>	94.45 ± 0.23	90.50 ± 1.12	94.42 ± 0.25	90.41 ± 0.85	94.32 ± 0.25	90.25 ± 1.05	4.00 ± -0.76
	<i>Dir(0.5)</i>	93.40 ± 0.62	92.19 ± 0.70	93.43 ± 0.81	92.22 ± 0.51	93.44 ± 0.32	92.13 ± 0.44	1.24 ± 0.03
	#M = 1	16.93 ± 3.47	11.32 ± 2.96	21.01 ± 3.21	10.52 ± 1.63	11.29 ± 1.73	11.16 ± 0.44	5.44 ± 0.76
FashionMNIST	#M = 2	79.09 ± 5.32	72.85 ± 5.60	77.76 ± 4.87	76.76 ± 1.58	61.79 ± 28.7	47.76 ± 8.85	7.08 ± 7.40
	#M = 3	85.39 ± 3.21	85.42 ± 0.96	87.04 ± 2.20	85.41 ± 1.82	86.93 ± 1.97	81.94 ± 4.12	2.19 ± 0.15
	<i>Gau(0.1)</i>	94.29 ± 0.19	92.77 ± 0.41	94.2 ± 0.14	92.48 ± 0.33	94.29 ± 0.14	92.55 ± 0.36	1.67 ± -0.20

stage, tuned from $\{1, 2, 3, 4, 5, 10\}$. In this setting each client has roughly a tenth of the data compared to the cross-silo setting. We find in preliminary tests that 5 epochs of local calculation produces the best performance with $f = 0.2$. The higher preferable E in cross-device compared to cross-silo may be because each client has less data. Furthermore, as only a fraction of clients reports in, the experiments means each rounds aggregated model has trained on less unique data than in cross-silo.

We see the same tendencies for cross-device as we did for cross-silo, with the Adapters performing almost *on par* with traditional finetuning of the entire network in a federated fashion. FedProx works better in most cases. The cross-device setting shows a more unstable training compared to cross-silo in some cases. Interestingly we get a lower variance for finetuning and higher variance for Adapters when comparing cross-device and cross-silo. Adapters have lower variance in most cases for cross-silo settings, whilst the opposite is true in cross-device.

On average we see better performance in the cross-silo setting, however not by much. This may be the result of how well the participating clients c_f data distribution represents the

global distribution, as well as each client having on average a tenth of the data compared to our simulated cross-silo scenario. Since we only have a fraction of all clients in each round, this c_f may not represent the global distribution. The optimization is therefore moving towards the local optima of c_f instead of the optima of the global problem. It may be that for a lower f , the clients participating in a round can poorly represent the global distribution of data and therefore move towards the local optimum of said clients instead of the optima of the global problem.

Both cross-silo and cross-device experiments show struggles with the quantity-based label imbalance experiments and especially with $M = 1$. This is true for all three FL algorithms. Fine tuning performs better than Adapters across the board for quantity-based label imbalance. A noteworthy observation is that quantity-based imbalance actually leads to better accuracy in the cross-device setting compared to cross-silo setting.

Across all three algorithms, we see comparable performance between Adapters and finetuning in the distribution-based label imbalance, especially so on Cifar10. Noise-based feature imbalance has more of a difference in cross-device settings, between Adapters and finetuning. This may be due to the larger

spread of noise from the formula behind applying noise-based feature imbalance $Gau(\sigma * i/N)$, which is impacted by the number of clients.

3) *Instabilities during training:* As stated in the related work (Section II), batch normalization under non-IID data distributions may introduce instability during the training phase [15], [16]. Batch normalization standardizes inputs to each layer and records statistics of the data distribution the layer observes. Since we divide the data on clients based on heterogeneous distributions, each client has different statistics. The averaging step of FL algorithms leads to batch normalization layers that may not represent the local data distributions during training nor the global test set completely. It was proposed in [16] to keep the running mean and variance of the batch normalization layers local for each client. However, this results in local personalized models for each client, and no global model. When we distribute the data based on quantity-based label imbalance, the lower amount of classes each client has, the more unstable the training becomes. For $M = 1$, we see almost no progress in the training of either Adapters or the full model. Previous work observed unstable training when distributing based on the quantity-based label imbalance with a low number of classes M even without batch normalization. [15]

This instability is not as evident when using the distribution-based label imbalance based on Dirichlet. It also seems to vary based on the data used. Figure 7 shows the training with and without Adapters using FedProx with $M = 1, 2$ and 3. It shows how the test performance is increased during training of models, where each client has a higher number of classes M per client. For $M = 1$, the model is barely able to learn anything. For $M = 2$ the model starts to learn, but has worse performance and stability than $M = 3$. We lower the learning rate and see the instability reduces accordingly, this is illustrated on Figure 6. We therefore use a starting learning rate of 0.01 on the experiments with quantity-based label imbalances.

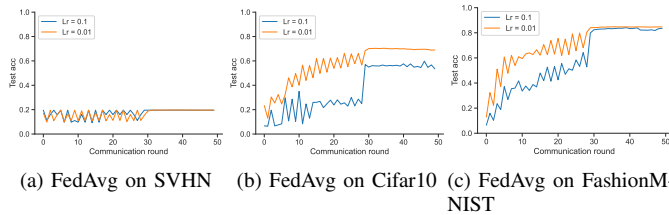


Fig. 6. Fedavg on quantity-based label imbalances showing the instability of training with different learning rates

Another instability is introduced in FedNova. Here, the batch normalization statistics introduce instability during training, especially during initial training rounds. We noticed that the normalized gradients to the batch normalization parameters sometimes result in invalid values (i.e., NaN) as the output of the global aggregated model. This is reflected as abrupt drops in the aggregated performance in Figure 5. An important

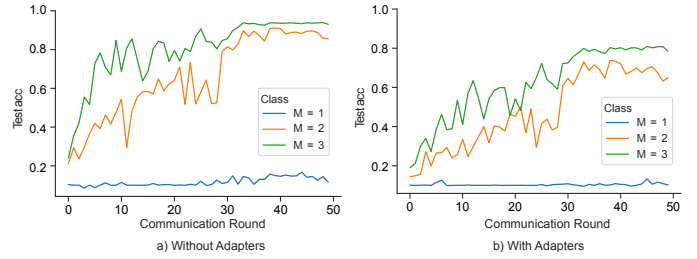


Fig. 7. FedProx with μ 0.01 on Cifar10, under different Quantity-based label imbalances, ranging from $M = 1, 2, 3$. Learning rate is 0.01

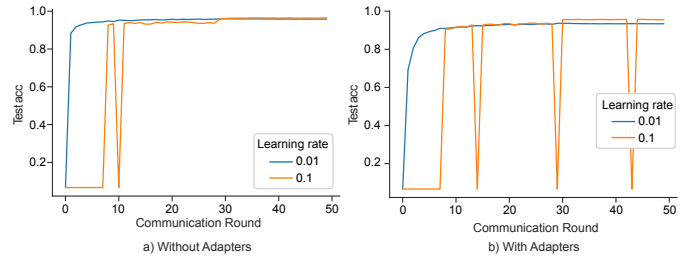


Fig. 8. Performance (accuracy) of FedNova in Distribution-based label imbalance for different learning rates.

observation is that, whether the Adapters or finetuning results in higher stability during training depends on the adopted dataset. Adapters have more abrupt drops in performance with SVHN, whilst finetuning of the full model struggles more on FashionMNIST. Both approaches struggles with stability on Cifar10. A lower learning rate does resolve most of these issues in distribution-based label imbalance tests. However the final test performance, when comparing the two learning rates, is higher with an initial learning rate of 0.1 for both Adapters and finetuning. This is illustrated in Figure 8. Further, in order to make our results comparable, we use the same learning rates throughout all distribution-based label imbalance experiment.

In the case of cross-device compared to cross-silo, FedNova has even more stability issues. This is especially true for SVHN, which can be seen on Figure 9. For Cifar10 and FashionMNIST the training comparatively more stable, but still suffers regularly.

4) *Notes on Adapters in FL:* In the FL algorithms examined in this paper, the server and the clients exchange information. Depending on the approach, this information contains the parameters of the underlying network or the gradients of said parameters. Information is exchanged from the clients to the server and back again, as illustrated in Figure 1. When we use Adapters we can reduce the amount of parameters that needs to be exchanged by a factor of approximately 9. We compare the data exchanged between the client and the server and measure the fully finetuned model against the amount of data required when only exchanging the Adapters and domain specific information.

We compare the transmitted data size of the finetuned model and the Adapters by saving the state_dicts of each transmission. The finetuning approach sends all parameters of

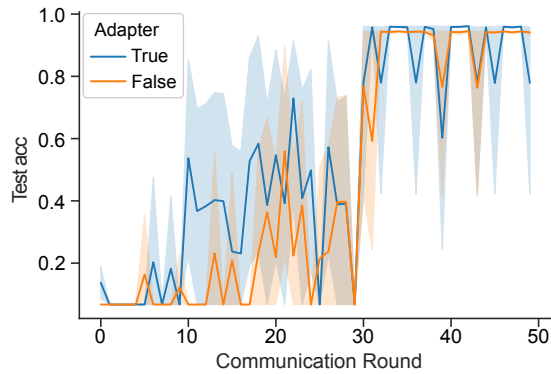


Fig. 9. Performance (accuracy) of FedNova with distribution-based label imbalance for cross-device setting.

the Resnet26, for which the payload size is 22.2 MB. With Adapters the full model grows to 24.7 MB. We remove the frozen weights of the base model from the state_dict and it is reduced to a size of 2.58 MB. This means we can effectively lower the payload of each FL round by almost a ninth. The first round of communication has to distribute the base model as well, unless this is done in some other secure fashion.

If a client in FL has multiple tasks for which a DNN is trained, with Adapters we can use the same base model and train domain specific Adapters for each. This means, for each task trained we can reduce the required storage, since we only need the domain specific Adapters [9].

Since the Adapters and the convolutions of each layer are applied in a parallel manner before applying the batch normalization and the activation function, the distributive property of convolution applies. This means that, after training the Adapters through FL, a client can add the parameters of Adapters with the filters of the corresponding layers in order to obtain a model which has the same number of parameters as the base model. This reduces the number of operations to be applied and simplifies the model’s topology during inference.

V. CONCLUSION

In this paper we proposed the use of Adapters if Federated Learning to reduce communication cost in each round between server and clients. We showed how Adapters can be used as an addition to existing FL algorithms. Furthermore we conducted comprehensive experiments comparing Adapters to finetuning through multiple FL algorithms, datasets, and non-IID strategies. Adapters perform *on par* or close for both quantity-based label imbalance and noise-based feature distribution skew. For distribution-based label imbalance we see a more pronounced difference between finetuning and Adapters indicating the vulnerability of the Adapter-based FL approach. Clients in FL can further benefit from Adapters if they are subject to multi-domain tasks, where Adapters can lead to reduced storage of models, since the domain agnostic base model can be used for multiple domains.

There are several directions for future work. One avenue to explore is the potential of Adapters to further improve

the existing security and privacy benefits of FL. If one can distribute the parameters of the base model in a secure fashion, this can further increase security of the final network, since the use of Adapters requires the base network parameters to function. Therefore, if one gets access to the Adapters in a transmission round, he/she also needs the base network parameters to be able to use the model. Adapters are initialized by the coordinating party, to ensure the same starting point for all involved parties.

Another future research direction is the examination of Adapters applied in combination with smaller base models. ResNet26 is not a notoriously large model compared to state-of-the-art models, however it may still not be suitable for some applications. It might prove useful to see if it is possible to adapt smaller models to obtain similar results. Previous results mention that the base model should be saturated with as many classes as possible during training, suggests that the base model’s capabilities to adapt and generalize learned features for many different classes leads to better adaptability. Therefore smaller models with lower ability to generalize may suffer in performance when Adapters are compared against finetuning the full network.

Batch normalization, as concluded by other studies as well, has trouble when utilized in FL. This was observed mostly in quantity-based label imbalance and with FedNova. Further research into implementing measures that allow for better aggregation of batch normalization statistics is needed.

REFERENCES

- [1] S. Bianco, R. Cadene, L. Celona, and P. Napolitano, “Benchmark analysis of representative deep neural network architectures,” *IEEE Access*, vol. 6, pp. 64270–64277, 2018.
- [2] B. McMahan, E. Moore, D. Ramage, S. Hampson, and B. A. y Arcas, “Communication-efficient learning of deep networks from decentralized data,” in *Proceedings of the International Conference on Artificial Intelligence and Statistics*, vol. 54, 2017, pp. 1273–1282.
- [3] Y. Shi, K. Yang, T. Jiang, J. Zhang, and K. B. Letaief, “Communication-efficient edge AI: algorithms and systems,” *IEEE Commun. Surv. Tutorials*, vol. 22, no. 4, pp. 2167–2191, 2020.
- [4] W. Y. B. Lim, N. C. Luong, D. T. Hoang, Y. Jiao, Y. Liang, Q. Yang, D. Niyato, and C. Miao, “Federated learning in mobile edge networks: A comprehensive survey,” *IEEE Commun. Surv. Tutorials*, vol. 22, no. 3, pp. 2031–2063, 2020.
- [5] J. Xu, B. S. Glicksberg, C. Su, P. B. Walker, J. Bian, and F. Wang, “Federated learning for healthcare informatics,” *J. Heal. Informatics Res.*, vol. 5, no. 1, pp. 1–19, 2021.
- [6] N. Guha, A. Talwalkar, and V. Smith, “One-shot federated learning,” *CoRR*, vol. abs/1902.11175, 2019. [Online]. Available: <http://arxiv.org/abs/1902.11175>
- [7] P. Kairouz, H. B. McMahan, B. Avent, A. Bellet, M. Bennis, A. N. Bhagoji, K. A. Bonawitz, Z. Charles, G. Cormode, R. Cummings, R. G. L. D’Oliveira, H. Eichner, S. E. Rouayheb, D. Evans, J. Gardner, Z. Garrett, A. Gascón, B. Ghazi, P. B. Gibbons, M. Gruteser, Z. Harchaoui, C. He, L. He, Z. Huo, B. Hutchinson, J. Hsu, M. Jaggi, T. Javidi, G. Joshi, M. Khodak, J. Konečný, A. Korolova, F. Koushanfar, S. Koyejo, T. Lepoint, Y. Liu, P. Mittal, M. Mohri, R. Nock, A. Özgür, R. Pagh, H. Qi, D. Ramage, R. Raskar, M. Raykova, D. Song, W. Song, S. U. Stich, Z. Sun, A. T. Suresh, F. Tramèr, P. Vepakomma, J. Wang, L. Xiong, Z. Xu, Q. Yang, F. X. Yu, H. Yu, and S. Zhao, “Advances and open problems in federated learning,” *Found. Trends Mach. Learn.*, vol. 14, no. 1-2, pp. 1–210, 2021.
- [8] S. Rebuffi, H. Bilen, and A. Vedaldi, “Efficient parametrization of multi-domain deep neural networks,” in *Proceedings of the Conference on Computer Vision and Pattern Recognition*, 2018, pp. 8119–8127.

- [9] A. Senhaji, J. Raitoharju, M. Gabbouj, and A. Iosifidis, "Not all domains are equally complex: Adaptive multi-domain learning," in *Proceedings of the International Conference on Pattern Recognition*, 2020, pp. 8663–8670.
- [10] S. P. Karimireddy, S. Kale, M. Mohri, S. J. Reddi, S. U. Stich, and A. T. Suresh, "SCAFFOLD: stochastic controlled averaging for federated learning," in *Proceedings of the International Conference on Machine Learning*, vol. 119, 2020, pp. 5132–5143.
- [11] X. Yuan and P. Li, "On convergence of fedprox: Local dissimilarity invariant bounds, non-smoothness and beyond," *CoRR*, vol. abs/2206.05187, 2022.
- [12] J. Wang, Q. Liu, H. Liang, G. Joshi, and H. V. Poor, "Tackling the objective inconsistency problem in heterogeneous federated optimization," in *Proceedings of the Conference on Neural Information Processing Systems*, 2020.
- [13] S. Rebuffi, H. Bilen, and A. Vedaldi, "Learning multiple visual domains with residual adapters," in *Proceedings of the Annual Conference on Neural Information Processing Systems*, 2017, pp. 506–516.
- [14] K. He, X. Zhang, S. Ren, and J. Sun, "Identity mappings in deep residual networks," in *Proceedings of the European Conference on Computer Vision*, vol. 9908, 2016, pp. 630–645.
- [15] Q. Li, Y. Diao, Q. Chen, and B. He, "Federated learning on non-iid data silos: An experimental study," in *Proceedings of the International Conference on Data Engineering*, 2022, pp. 965–978.
- [16] X. Li, M. Jiang, X. Zhang, M. Kamp, and Q. Dou, "Fedbn: Federated learning on non-iid features via local batch normalization," in *Proceedings of the International Conference on Learning Representations*, 2021.
- [17] K. He, X. Zhang, S. Ren, and J. Sun, "Identity mappings in deep residual networks," vol. 9908, 10 2016, pp. 630–645.
- [18] Y. Netzer, T. Wang, A. Coates, A. Bissacco, B. Wu, and A. Ng, "Reading digits in natural images with unsupervised feature learning," in *Proceedings of the Conference on Neural Information Processing Systems*, 2011.
- [19] A. Krizhevsky, 2009. [Online]. Available: <https://www.cs.toronto.edu/~kriz/learning-features-2009-TR.pdf>
- [20] H. Xiao, K. Rasul, and R. Vollgraf, "Fashion-mnist: a novel image dataset for benchmarking machine learning algorithms," *CoRR*, vol. abs/1708.07747, 2017. [Online]. Available: <http://arxiv.org/abs/1708.07747>