

ARTICLE TYPE

Probing the Przybylski star for deuterium

Sergei M. Andrievsky^{*1,2,3} | Valery V. Kovtyukh^{1,2}¹Astronomical Observatory, Odessa National University of the Ministry of Education and Science of Ukraine, Shevchenko Park, 65014, Odessa, Ukraine²Institut für Astronomie und Astrophysik, Kepler Center for Astro and Particle Physics, Universität Tübingen, Sand 1, 72076 Tübingen, Germany³GEPI, Observatoire de Paris, Université PSL, CNRS, 5 Place Jules Janssen, F-92190 Meudon, France

Correspondence

*S. M. Andrievsky, Astronomical Observatory, Odessa National University of the Ministry of Education and Science of Ukraine, Shevchenko Park, 65014, Odessa, Ukraine Email: andrievskii@ukr.net

The Przybylski star spectrum has been studied in order to search for deuterium lines. Since this star is extremely enriched in the *s*-process elements, which are the product of interaction between free neutrons and seed nuclei, we might as well expect to detect deuterium in this star. However, no visible spectroscopic manifestation of deuterium has been detected. Perhaps, the reason of this result is the convective "destruction" of this isotope.

KEYWORDS:

Stars: chemically peculiar

1 | INTRODUCTION

The Przybylski star (HD 101065) is a unique object of our Galaxy. A recent very detailed description of all the peculiarities of this star was given in the paper of Andrievsky (2022). In that paper, a previous scenario published by Gopka, Ul'yanov, Andrievskii (2008) was further developed that enabled one to explain some peculiarities of this enigmatic star. It was proposed that this star is a component of a binary system with a companion neutron star which is a γ -ray pulsar for it. This hypothesis allows one to naturally overcome that obstacle that we do not register orbital motion of the Przybylski star in the spectroscopic observations. The γ -ray pulsar, being the source of the power γ -radiation emitted approximately in the orthogonal direction to the magnetic axis, irradiates the atmosphere of this star. High-energy γ -quanta interacting with the nuclei of quite abundant species of the gas of the Przybylski's star atmosphere can produce so-called photoneutrons, which are quickly thermalized. As resonant neutrons, they interact with the seed nuclei (e.g., such as iron, nickel and others) thus producing in this way *s*-process elements. All the details of this scenario can be found in the aforementioned paper of Andrievsky (2022). The author also

raises another question, which does not seem to have been discussed in the literature before. It is as follows: if we are detecting the enormous amount of the *s*-process elements in the atmosphere of this star, which are undoubtedly produced only in the interactions with free neutrons, then should we also detect the deuterium in the Przybylski star? This question is *independent* of the validity of the proposed hypothesis. Deuterium must be produced due to the neutrons capture by the hydrogen nuclei. Really, as it is shown by Mughabghab (2003) and Pritychenko & Mughabghab (2012) the cross-section of the interaction between thermalized neutrons and protons is high, about 0.3 barn (for the next quite abundant nuclei, like C, N, O the corresponding value is much smaller). This means that the yield of deuterium in the Przybylski's star envelope does not look completely impossible. In the following sections we will discuss this problem in detail.

2 | GALACTIC EVOLUTION OF DEUTERIUM

It is known that deuterium nuclei were mainly produced in the Big Bang nucleosynthesis. Epstein et al. (1976) considered

TABLE 1 Wavelength shifts between hydrogen and deuterium lines

| Line, Å | $\Delta\lambda$, Å |
|---------------|---------------------|
| H $_{\alpha}$ | -1.78 |
| H $_{\beta}$ | -1.32 |
| H $_{\gamma}$ | -1.18 |
| P $_{\alpha}$ | -5.10 |
| P $_{\beta}$ | -3.48 |

all possible processes of free neutron production and possible source of the deuterons formation outside the Big Bang nucleosynthesis. Among the possible sources, the authors considered spallation reactions (for example, interactions between energetic protons and α -particles), pre-galactic cosmic rays (protons and α -particles) interactions with hydrogen and helium, shock waves propagating through low-density gas, hot explosions of different kinds, disrupted neutron stars (e.g., as a result of their mergers with black holes). Having considered all these mechanisms the authors concluded that the most reasonable place of origin for deuterium is Big Bang nucleosynthesis. Of course, this is true if we are talking about the global production of this element in the Universe. However, local overproduction of deuterium is not excluded. For example, Mullan & Lynski (1998), Prodanović & Fields (2003) considered non-primordial deuterium production by accelerated particles born in the flares of dwarf stars.

3 | SPECTROSCOPIC MANIFESTATION OF THE DEUTERIUM PRESENCE IN THE STELLAR ATMOSPHERE

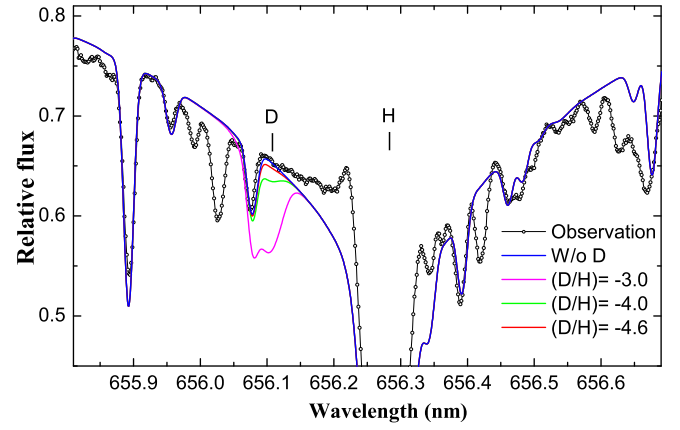
When deuterons are born from the interaction between neutrons and protons, they form deuterium component of the gas in the stellar atmosphere. Therefore, we must be able to spectroscopically detect the deuterium lines. Such a task was undertaken in the present paper.

To calculate the wavelengths of the deuterium lines (blue-shifted compared to the hydrogen lines), we will use the following formula:

$$\Delta\lambda \approx \lambda_H \frac{m_e}{2m_p}.$$

Here $\Delta\lambda$ is a difference between the wavelengths of the deuterium and hydrogen lines, m_e and m_p are the masses of the electron and proton, respectively. Table 1 lists the $\Delta\lambda$ values for the several Balmer and Paschen lines.

It should be noted that several spectra of the Przybylski star were obtained with *IUE* near the Ly α line, and they are available from archive. Since this emission line is rather broad, and the estimated shift between the hydrogen and deuterium lines is only about 0.3 Å, there is no way to separate these lines and

**FIGURE 1** Fragment of the observed spectrum of the Przybylski star, covering the H α line (solid line with open circles) and four variants of the synthetic spectra: without deuterium (blue), relative deuterium abundance [D/H] = -3 (magenta), -4.0 (green), -4.6 (red)

to identify the deuterium line. Therefore, we have concentrated only on the lines of the Balmer and Paschen series.

Fig. 1 shows the synthetic and observed (*HARPS*, R = 110 000, VLT ESO archive) spectra in the vicinity of the H α line. The synthetic spectrum was calculated using the stellar atmosphere model generated using the *LLMODELS* code, the atmosphere parameters and the chemical composition of the Przybylski's star atmosphere obtained in Shulyak et al. (2010). These authors emphasize that rare-earth elements play a key role in the radiative energy balance in the atmosphere of this star, and this situation significantly differs from the case of ordinary stars. To calculate the hydrogen line profiles, the synthetic spectrum code by Tsymbal et al. (2019) was used. The NLTE effects were taken into account (*MULTI* code 2.3, Carlsson 1986; hydrogen atomic model of Mashonkina et al. 2008). Note that the calculations cannot reproduce the observed profile of H α line in the line core and near wings. This effect can also be seen in the Fig. 1 from Shulyak et al. (2010). The line core is too narrow, and in addition, the presence of the blue-shifted emission-like feature can be suspected.

The deuterium D(H) α line profile was calculated with three adopted relative abundances: [D/H] = -3, -4 and -4.6. Fig. 1 shows the calculated profiles of the deuterium Balmer α line for these three adopted deuterium abundances. Note that already for D(H) β , the calculated line profiles are too weak, and they are not shown here. Fig. 2 shows the same for Paschen α line (only calculated profiles are shown, since there are no observed spectra of this star in the corresponding region). The profile of the deuterium Paschen β line is also very weak.

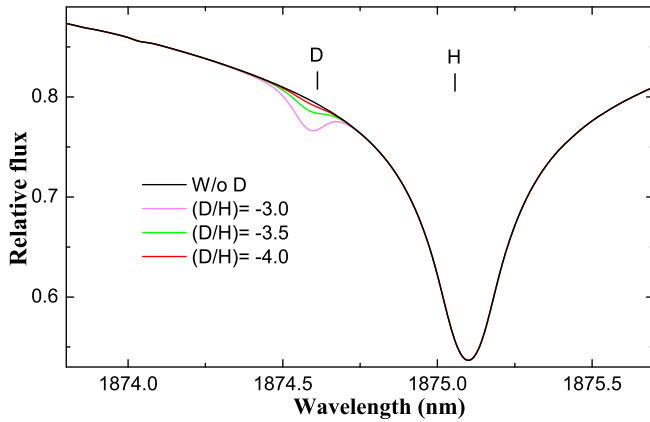
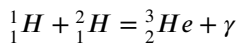


FIGURE 2 Same as Fig. 1 but for $D(P)\alpha$

From Fig. 1 one can conclude that the relative deuterium abundance in the Przybylski's star atmosphere must be lower than -4 dex (recall that the cosmic abundance of this isotope (D/H) is about 10^{-5} ; recently Wainberg 2017 obtained that the relative abundance of the deuterium in the interstellar medium (D/H) is $1 - 1.5 \times 10^{-5}$).

4 | DISCUSSION AND CONCLUDING REMARKS

Why do we see no signs of increased deuterium abundance in the Przybylski's star atmosphere? The simplest solution is to consider convection in the upper layers of the late main-sequence stars. For example, the Sun's convective zone has a length of about 30% of its radius. Here, the inner boundary of convective zone borders with the radiative zone. The temperature at the bottom of convective zone exceeds 10^6 K. At this temperature, the deuterons can be "destroyed" in fusion reactions in the following way:



Overshooting must exist in the stars, otherwise it is impossible to reproduce some observational facts related to surface abundance of some chemical elements in the main-sequence stars. For example, the standard solar model cannot explain the observed abundance of lithium, because the surface material is unable to reach layers having a temperature sufficient for effective reactions between lithium nuclei and protons. Schlattl & Weiss (1999) bring into consideration additional mixing at the bottom of the convective zone in order to solve the problem. A very detailed classification of the processes leading to the phenomenon under discussion can be found in Andr  ssy (2015).

We do not know the internal structure of the Przybylski star, especially the characteristics of its convective zone: its extent,

temperature at the bottom etc. These characteristics may be quite different from those of an ordinary late main-sequence F-star because of the extremely high line blanketing of this star's atmosphere. Therefore, for our purpose, to have some qualitative estimates, we use the necessary data for the Sun (the difference in effective temperature with the Przybylski star is about 850 K; the T_{eff} value for the Przybylski star is taken from Mkrtichian et al. 2008).

Xiong & Deng (2002), using non-local convection theory for chemically inhomogeneous stars, studied the solar overshooting zone based on observed lithium abundance. The authors showed that convection can penetrate layers with the temperature around $2.2 - 2.3 \times 10^6$ K, while the size of this zone is about 30% of the radius (see their Table 1).

If standard convection and overshooting can bring surface material to the layers having the temperature of about $2.2 - 2.3$ MK, then the reaction ${}^2_1\text{H}({}^1_1\text{H}, \gamma){}^3_2\text{He}$ at this temperature has a rate about $5 \times 10^{-8} \text{ cm}^3 \text{ mol}^{-1} \text{ s}^{-1}$ (see analytical relation from Angulo et al. 1999). For the center of the Sun, the corresponding value is about $10^{-2} \text{ cm}^3 \text{ mol}^{-1} \text{ s}^{-1}$, and characteristic reaction time is about of a few seconds. Therefore, to have some qualitative result we can roughly estimate the reaction characteristic time at the 2 MK as $10^5 - 10^6$ s, which is on the order of days. The time is taken for the stellar material to return from beneath the convective zone to the photosphere (a distance of about 3×10^{10} cm; according to Kurtz 1980 radius of the Przybylski star is $1.3 R_{\odot}$) should be not less than this characteristic time. In such a case, the returned material will be depleted of deuterium, while the elements of s -process will remain unchanged. As it was mentioned above, the s -process element production was considered in Andrievsky (2022) as a result of reactions of the seed nuclei with free thermalized photoneutrons, which are formed by the high-energy γ -quanta penetrating into the deep layers, where their free path becomes quite small (for instance, at the bottom of the convective zone the density is about $10^{-1} \text{ g cm}^{-3}$; free path is only about 10^5 cm, thus the neutron concentration may be high).

An additional interesting question arises in connection with the above discussion. If there are no visible deuterium lines in the program star spectra, which means that there is no noticeable deuterium content in the Przybylski star's atmosphere, then how does this compare to the presence of other light nuclei, say, lithium nuclei? According to the works of Wegner & Petford (1974) and Shavrina et al. (2003), curves-of-growth and synthetic spectrum analyses show that this star possesses a normal atmosphere lithium abundance, about 3 dex in the scale where $\log(H) = 12.00$ (see Fig. 1 from Ramirez et al. 2012).

Let us estimate the characteristic reaction time at the base of the convective zone, where lithium nuclei (interacting with protons) can be converted into α -particles. Similarly

to estimate made above, we obtain the rate of the reaction ${}^7_3\text{Li}({}^1_1\text{H}, {}^4_2\text{He})_2{}^4\text{He}$ at the center of the Sun $10^{-5} \text{ cm}^3 \text{ mol}^{-1} \text{ s}^{-1}$ (Angulo et al. 1999), which corresponds to about twenty minutes. This value is about thirteen order of magnitudes greater than for a temperature of about 2.2 MK. Thus, lithium nuclei are able to remain in the convective zone and atmosphere for a long time.

Summarizing,

1. Deuterium atoms can be formed in the atmosphere of Przybylski star (and they are most likely formed there) in reactions between free neutrons and hydrogen nuclei.

2. Due to the convective circulation in the outer convective zone, the material from the upper layers reaches the bottom of the convective zone, where the temperature exceeds 10^6 K , and there deuterons react with protons. The material returned to the photosphere is depleted in deuterium.

3. We have found no spectroscopic confirmation of the presence of deuterium $\text{H}\alpha$ line in the spectrum of Przybylski star. The upper limit of the relative deuterium abundance $[\text{D}/\text{H}]$ is less than -4 dex .

acknowledgements

SMA and VVK are grateful to the Vector-Stiftung at Stuttgart, Germany, for support within the program "2022–Immediate help for Ukrainian refugee scientists" under grants P2022-0063 and P2022-0064. Especial thanks to Prof. K. Werner and Dr. V. Suleimanov for their help with organizing our stay in the Institute of Astronomy and Astrophysics of the Tübingen University. This work is based on data collected at ESO VLT (prog. 68.D-0254, 194.C-0833, 076.D-0169, 70.D-0470, 165.N-0276) and HARPS (prog. 072.D-0286). Special thanks to Dr. S. A. Korotin for the profile calculation. We are extremely grateful for the referee, whose comments strengthened the conclusions of this work.

Conflict of interest

The authors declare no potential conflict of interests.

REFERENCES

- Andrássy, R., 2015, *Convective Overshooting in Stars*, Akademisch Proefschrift
 Andrievsky S.M., 2022, *Odessa Astron. Publ.*, 35, 13
 Angulo C., Arnould M., Rayet M. et al., 1999, *Nuclear Physics A*, 656(1), 3
 Carlsson M., 1986, *Uppsala Astron. Obs. Publ.*, 33
 Epstein R.I., Lattimer J.M., Schramm D.N., *Nature*, 263, 198
 Gopka V.F., Ul'yanov O.M., Andrievskii S.M., 2008, *KPCB*, 24, 36
 Kurtz D.W., 1980, *MNRAS*, 191, 115
 Mashonkina L., Zhao G., Gehren T., et al., 2008, *A&A*, 478, 529

- Mkrtichian D., Hatzes A., Saio H., Shobbrook R.R., 2008, *A&A*, 490, 1109
 Mughabghab S.F., 2003, *International Atomic Energy Agency, International Atomic Data Committee*
 Mullan D.J., Linsky J.L., 1998, *ApJ*, 511, 502
 Pritychenko B., Mughabghab S.F., 2012, *Nuclear Data Sheets*, 113(2), 3120
 Prodanović T., Fields B.D., 2003, *ApJ* 597, 48
 Ramírez I., Fish J.R., Lambert D.L., Allende Prieto C., 2012, *ApJ*, 756:46, (14pp)
 Schlattl H., Weiss A., 1999, *A&A*, 347, 272
 Shavrina A.V., Polosukhina N.S., Pavlenko Ya.V., Yushchenko A.V., et al., 2003, *A&A*, 409, 707
 Shulyak D., Ryabchikova T., Kildiyarova R., Kochukhov O., 2010, *A&A* 520, A88
 Tsybal V., Ryabchikova T., Sitnova, T., 2019, in *Physics of Magnetic Stars*, eds. D.O. Kudryavtsev, I.I. Romanyuk, & I.A. Yakunin, *ASP Conf. Ser.*, 518, 247
 Wegner G., Petford A.D., 1974, *MNRAS*, 168, 557
 Weinberg D.H., 2017, *ApJ* 851:25 (8pp)
 Xiong D.R., Deng L., 2002, *MNRAS*, 336, 511

