

# AProVE: Modular Termination Analysis of Memory-Manipulating C Programs\*

Frank Emrich, Jera Hensel, and Jürgen Giesl

**Abstract** Termination analysis of C programs is a challenging task. On the one hand, the analysis needs to be precise enough to draw meaningful conclusions. On the other hand, relevant programs in practice are large and require substantial abstraction. It is this inherent trade-off that is the crux of the problem. In this work, we present AProVE, a tool that uses symbolic execution to analyze termination of memory-manipulating C programs. While traditionally, AProVE's focus was on the preciseness of the analysis, we describe how we adapted our approach towards a modular analysis. Due to this adaption, our approach can now also handle recursive programs. Moreover, we present further performance improvements which we developed to make AProVE scale to large programs.

## 1 Introduction

AProVE [14] is a tool for termination and complexity analysis of many programming languages including C. Its approach for termination analysis of C programs focuses in particular on the connection between memory addresses and their contents. To avoid

---

Frank Emrich  
Laboratory for Foundations of Computer Science, The University of Edinburgh, UK, e-mail: frank.emrich@ed.ac.uk

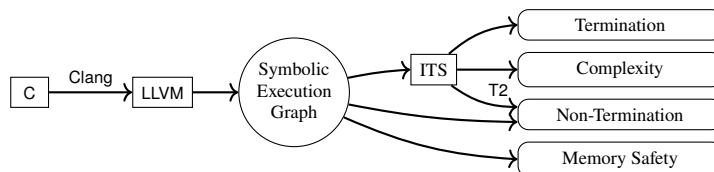
Jera Hensel  
LuFG Informatik 2, RWTH Aachen University, Germany, e-mail: hensel@cs.rwth-aachen.de

Jürgen Giesl  
LuFG Informatik 2, RWTH Aachen University, Germany, e-mail: giesl@cs.rwth-aachen.de

\* funded by the Deutsche Forschungsgemeinschaft (DFG, German Research Foundation) - 235950644 (Project GI 274/6-2)

handling all intricacies of C, we use the Clang compiler [7] to transform programs into the platform-independent intermediate representation of the LLVM Compilation Framework [19]. As we presented in [22], in the first step, our technique constructs a *symbolic execution graph* (SEG) which over-approximates all possible program runs and models memory addresses and contents explicitly. As a prerequisite for termination, AProVE shows the absence of undefined behavior during the construction of the SEG. In this way, our approach also proves memory safety of the program. Afterwards, the strongly connected components (SCCs) of the graph are transformed into integer transition systems (ITSs) whose termination implies termination of the original C program. We use standard techniques to analyze termination of the ITSs, which are implemented in a back-end that AProVE also uses for termination analysis of other programming languages. Here, the satisfiability checkers Z3 [10], Yices [11], and MiniSAT [12] are applied to solve the search problems that arise during the termination proof.

Sometimes, the SEG does not contain over-approximating steps but it models the program precisely. Then, non-termination of the ITS resulting from an SCC of the graph together with a path from the root of the graph to the respective SCC implies non-termination of the program. In this case, our approach can also prove non-termination of C programs [17] by using the tool T2 [5] to show non-termination of the corresponding ITS. (AProVE’s own back-end does not support the analysis of ITSs where runs may only begin with designated start terms.) While integers were considered to be unbounded in [22], we extended our approach to handle bitvector arithmetic and also discussed the use of our approach for complexity analysis of C programs in [18].



We showed how our approach supports programs with several functions in [22], but up to now it could not analyze functions in a modular way and it could not deal with recursion.<sup>2</sup> For symbolic execution, the approach of [22] used an abstraction that only considered the values of program variables and the memory.

In this work, we extend this approach to also support the abstraction of call stacks, which allows us to re-use previous analyses of auxiliary functions in a modular way. Moreover, in this way we can analyze recursive programs as well. Our technique of abstracting from the exact shape of the call stack in the symbolic execution graph is based on our earlier approach for termination analysis of Java Bytecode (JBC) in

<sup>2</sup> A paragraph with a preliminary announcement of an extension of our approach to recursion was given in our report for *SV-COMP 2017* [17].

[4]. However, [4] is tailored to JBC and thus has to support Java’s object orientation and memory model. In contrast, the analysis in the current paper supports features that are not present in JBC, like explicit allocation and deallocation of memory, as well as pointer arithmetic. So the challenge for the extension of our approach for C termination analysis is to combine the byte-accurate representation of the memory with the modular handling of (possibly recursive) functions.

We recapitulate the abstract states of our symbolic execution in Sect. 2 and introduce our new approach to construct SEGs that handle functions in a modular way in Sect. 3. As mentioned before, we also prove the absence of undefined behavior during this construction. Afterwards, we present the transformation into ITSs whose termination implies termination of the C program (Sect. 4). Sect. 5 discusses our implementation and points out AProVE’s strengths and weaknesses, gives an overview on related work, and evaluates our contributions empirically in comparison to other tools. App. A discusses details on the semantics of abstract states that we omitted from the main part of the paper. Finally, App. B contains all proofs.

#### AProVE at *SV-COMP*

In 2014, the *Termination* category was added to the demonstration track of the *International Competition on Software Verification (SV-COMP)*.<sup>3</sup> Back then, our tool was only able to prove termination for non-recursive programs. One year later, *Termination* became an official category. We implemented first support to handle recursion, which already led to many successful termination proofs of small recursive programs at *SV-COMP* 2015. In 2015 and 2016, we integrated the treatment of bitvector arithmetic and overflows into our tool. Moreover, we developed two different approaches to prove non-termination, where the first approach is reflected by AProVE’s first non-termination proofs at *SV-COMP* 2016, and the second by more powerful non-termination results at *SV-COMP* 2017. In the following year, we generalized the techniques that AProVE uses for recursive functions in order to modularize the analysis also for non-recursive functions. Furthermore, we integrated heuristics for the analysis of large programs. Both extensions are described in the current paper and led to a significant number of new termination proofs for recursive programs and for large programs with several functions. Since *SV-COMP* 2019, AProVE is able to produce non-termination witnesses and to analyze termination of simple programs with recursive data structures. Currently, we are extending this approach to the handling of more complex programs where termination depends on the shape and the contents of recursive data structures.

---

<sup>3</sup> See <https://sv-comp.sosy-lab.org/>.

In all these years, AProVE always became first or second in the ranking of the *Termination* category. Due to personal reasons, we were not able to submit our tool to *SV-COMP* 2020 and *SV-COMP* 2021, but we participated in *SV-COMP* 2022 again.

## Limitations

As discussed in [22], some features of LLVM are not yet supported by our approach (e.g., we do not handle `undef`, floating point numbers, or vectors). Moreover, we do not regard `struct` types and to ease the presentation, we again disregard integer overflows and treat integer types as unbounded in this paper. For simplicity, we assume a 1 byte data alignment (i.e., values may be stored at any address). However, the handling of arbitrary alignment is implemented in AProVE and we refer to [22] for details. Finally, we do not consider *disproving* properties like memory safety or termination in this paper.

## 2 Abstract Domain for Symbolic Execution

We use the following program from the *Termination* category of *SV-COMP* to demonstrate our approach. Here, we assume `nondet_int` to return a random integer. The function `f` gets an integer pointer `p` as input. If the integer `*p` is already negative, then the memory allocated by `p` is released and the integer is returned. Otherwise, `f` recursively decrements the integer until it is negative (i.e., until one reaches -1). The function `main` uses a non-deterministically chosen integer `i`. As long as this integer is positive, it is copied to a new address `op`, and `f(op)` is added to the integer. Since `f` always returns a negative number as its result, the `while`-loop of the function `main` terminates. To ease readability, we use these two functions as a minimal example which illustrates how our technique handles side effects and explicit memory management in the context of recursion, and how it allows the re-use of previous analyses. See Sect. 5 for an evaluation of our approach on more realistic (and more complex) functions.

```
int f(int* p) {          int main() {
    if (*p < 0) {        int i = nondet_int();
        int pv = *p;    while (i > 0) {
        free(p);        int* op = malloc(sizeof(int));
        return pv; }    *op = i;
    (*p)--;             i += f(op);
    return f(p);        }
}                       }
```

Fig. 1 gives the LLVM code corresponding<sup>4</sup> to the function  $f$ . It consists of the *basic blocks* `entry`, `rec`, and `term`. We removed the leading % from variable names and numbered the instructions in each block to increase readability. The execution of  $f$  starts in the block `entry`. The semantics of the LLVM code will be discussed in Sect. 3 when we construct the SEG.

```
define i8 @f(i8* p) {
entry:
  0: pval = load i8* p
  1: ricmp = icmp slt i8 pval, 0
  2: br i1 ricmp, label term, label rec
rec:
  0: dec = add i8 pval, -1
  1: store i8 dec, i8* p
  2: rrec = call i8 @f(i8* p)
  3: ret i8 rrec
term:
  0: call void @free(i8* p)
  1: ret i8 pval }
```

Fig. 1: LLVM code for the function  $f$

We now recapitulate the notion of *abstract states* from [22], which we use for symbolic execution. Abstract states represent sets of *concrete* states, i.e., of configurations during an actual execution of the program. In these abstract states, the values of the program variables are represented by *symbolic variables* instead of concrete integers. In our abstract domain, a state consists of a call stack  $CS$ , a knowledge base  $KB$  with information about the symbolic variables, a set  $AL$  describing memory allocations by `malloc`, and a set  $PT$  describing the content of the heap. A call stack  $CS = [FR_1, \dots, FR_n]$  consists of  $n$  stack frames  $FR_i$ , where  $FR_1$  is the topmost and  $FR_2, \dots, FR_n$  are the *lower* stack frames. We use “ $\cdot$ ” to decompose call stacks, i.e.,  $[FR_1, \dots, FR_n] = FR_1 \cdot [FR_2, \dots, FR_n]$ . Given a state  $s$  with call stack  $CS$ , its *size* is defined as  $|s| = n$ . The first component of a stack frame  $FR_i$  is a *program position*  $(b, k)$ , indicating that instruction  $k$  of block  $b$  is to be executed next. To ease the formalization, we assume that different functions do not have basic blocks with the same names. Let  $Pos = (Blks \times \mathbb{N})$  be the set of all program positions, where  $Blks$  is the set of all basic blocks. As the second component, each stack frame  $FR_i$  has a partial injective function  $LV_i : \mathcal{V}_{\mathcal{P}} \rightarrow \mathcal{V}_{sym}$ , where “ $\rightarrow$ ” indicates partial functions. Each function  $LV_i$  maps *local program variables*  $\mathcal{V}_{\mathcal{P}}$  (e.g.  $\mathcal{V}_{\mathcal{P}} = \{p, pval \dots\}$ ) to symbolic variables from an infinite set  $\mathcal{V}_{sym}$  with  $\mathcal{V}_{sym} \cap \mathcal{V}_{\mathcal{P}} = \emptyset$ . We require all  $LV_i$  in a state to have pairwise disjoint ranges. We often extend  $LV_i$  to a function from  $\mathcal{V}_{\mathcal{P}} \uplus \mathbb{Z}$  to  $\mathcal{V}_{sym} \uplus \mathbb{Z}$  by defining  $LV_i(n) = n$  for all  $n \in \mathbb{Z}$ . Moreover, we identify  $CS$  with the set of equations  $\bigcup_{i=1}^n \{x_i = LV_i(\mathbf{x}) \mid \mathbf{x} \in domain(LV_i)\}$ , where  $domain(LV_i)$  denotes the set of all program variables  $\mathbf{x} \in \mathcal{V}_{\mathcal{P}}$  where  $LV_i(\mathbf{x})$  is defined. As a third and last component, each stack frame  $FR_i$  has a set  $AL_i$  of allocations. It consists of expressions of the form  $\llbracket v_1, v_2 \rrbracket$  for  $v_1, v_2 \in \mathcal{V}_{sym}$ , which indicate that  $v_1 \leq v_2$  and that all addresses between  $v_1$  and  $v_2$  have been allocated by `alloca` in the  $i$ th stack frame.

While the call stack  $CS$  is the first component of an LLVM state, the second component is a *knowledge base*  $KB \subseteq QF\_IA(\mathcal{V}_{sym})$  of quantifier-free first-order

<sup>4</sup> The LLVM code in Fig. 1 is equivalent to the code produced by the Clang compiler [7]. However, to simplify the presentation, we modified the LLVM code by using `i8` instead of `i32` integers. AProVE can also prove termination of the original LLVM program that results from compiling our example C program with Clang.

formulas that express integer arithmetic properties of  $\mathcal{V}_{sym}$ . For concrete states, the knowledge base constrains the state’s symbolic variables such that their values are uniquely determined, whereas for abstract states several values are possible. We identify *sets* of first-order formulas  $\{\varphi_1, \dots, \varphi_m\}$  with their conjunction  $\varphi_1 \wedge \dots \wedge \varphi_m$ .

The third component of a state is the allocation list  $AL$ . It consists of expressions of the form  $\llbracket v_1, v_2 \rrbracket$  for  $v_1, v_2 \in \mathcal{V}_{sym}$ , which mean that  $v_1 \leq v_2$  and that all addresses between  $v_1$  and  $v_2$  have been allocated by `malloc`. In contrast to `alloca`, such allocated memory needs to be released explicitly by the programmer. Let  $AL^*(s) := \bigcup_{i=1}^n AL_i \cup AL$  denote the set of all allocations of a state  $s$ . We require any two entries  $\llbracket v_1, v_2 \rrbracket$  and  $\llbracket w_1, w_2 \rrbracket$  from  $AL^*(s)$  with  $(v_1, v_2) \neq (w_1, w_2)$  to be disjoint.

The fourth component  $PT$  is a set of “points-to” atoms  $v_1 \hookrightarrow_{\mathbf{ty}} v_2$  where  $v_1, v_2 \in \mathcal{V}_{sym}$  and  $\mathbf{ty}$  is an LLVM type. This means that the value  $v_2$  of type  $\mathbf{ty}$  is stored at the address  $v_1$ . For example, as each memory cell stores one byte,  $v_1 \hookrightarrow_{\mathbf{i32}} v_2$  states that  $v_2$  is stored in the four cells  $v_1, \dots, v_1 + 3$ .

Finally, we use a special state  $ERR$  to be reached if we cannot prove absence of undefined behavior (e.g., if a violation of memory safety by accessing non-allocated memory might take place).

**Definition 1 (States)** LLVM *states* have the form  $(CS, KB, AL, PT)$  where

- $CS \in (Pos \times (\mathcal{V}_{\mathcal{P}} \rightarrow \mathcal{V}_{sym}) \times \{\llbracket v_1, v_2 \rrbracket \mid v_1, v_2 \in \mathcal{V}_{sym}\})^*$ ,
- $KB \subseteq QF\_IA(\mathcal{V}_{sym})$ ,
- $AL \subseteq \{\llbracket v_1, v_2 \rrbracket \mid v_1, v_2 \in \mathcal{V}_{sym}\}$ , and
- $PT \subseteq \{(v_1 \hookrightarrow_{\mathbf{ty}} v_2) \mid v_1, v_2 \in \mathcal{V}_{sym}, \mathbf{ty} \text{ is an LLVM type}\}$ .

In addition, there is a state  $ERR$  for undefined behavior. For any state  $s$ , let  $\mathcal{V}_{sym}(s)$  consist of all symbolic variables occurring in  $s$ .

As an example, we consider the following state  $A$ :

$$(((\mathbf{entry}, 0), \{\mathbf{p}_1 = v_p\}, \emptyset), \emptyset, \{\llbracket v_p, v_p \rrbracket\}, \{v_p \hookrightarrow_{\mathbf{i8}} v_{*p}\})$$

It represents concrete states at the beginning of `f`’s `entry` block, where the value of the program variable `p` in the first and only stack frame is represented by the symbolic variable  $v_p$ . There is an allocation  $\llbracket v_p, v_p \rrbracket$ , consisting of only a single byte, where the value  $v_{*p}$  is stored. As the knowledge base is empty, we have no further knowledge about  $v_{*p}$ . We often refer to the components of states by using superscripts, e.g.,  $AL^s$  refers to the allocation list of a state  $s$ .

In order to construct the symbolic execution graph, for any state  $s$  we define a first-order formula  $\langle s \rangle$ , which contains  $KB$  and expresses relations resulting from the entries in  $AL$  and  $PT$ . By representing states with first-order formulas, we can use standard SMT solving for all reasoning required in our approach. We also use the first-order formulas  $\langle s \rangle$  for the subsequent generation of integer transition systems from symbolic execution graphs.

**Definition 2 (Representing States by FO Formulas)** Given a state  $s = (CS, KB, AL, PT)$ , the set  $\langle s \rangle$  is the smallest set with

$$\begin{aligned} \langle s \rangle = & KB \cup \{1 \leq v_1 \wedge v_1 \leq v_2 \mid \llbracket v_1, v_2 \rrbracket \in AL^*(s)\} \cup \\ & \{v_2 < w_1 \vee w_2 < v_1 \mid \llbracket v_1, v_2 \rrbracket, \llbracket w_1, w_2 \rrbracket \in AL^*(s), (v_1, v_2) \neq (w_1, w_2)\} \cup \\ & \{1 \leq v_1 \mid (v_1 \leftrightarrow_{\text{ty}} v_2) \in PT\} \cup \\ & \{v_2 = w_2 \mid (v_1 \leftrightarrow_{\text{ty}} v_2), (w_1 \leftrightarrow_{\text{ty}} w_2) \in PT \text{ and } \models \langle s \rangle \Rightarrow v_1 = w_1\} \cup \\ & \{v_1 \neq w_1 \mid (v_1 \leftrightarrow_{\text{ty}} v_2), (w_1 \leftrightarrow_{\text{ty}} w_2) \in PT \text{ and } \models \langle s \rangle \Rightarrow v_2 \neq w_2\}. \end{aligned}$$

We now formally introduce *concrete* states as states of a particular form. They determine the values of variables and the contents of the memory *uniquely*. To enforce a uniform representation, in concrete states we only allow statements of the form  $w_1 \leftrightarrow_{\text{i8}} w_2$  in  $PT$ . So here we represent memory data byte-wise, and since LLVM represents values in two's complement, each byte stores a value from  $[-2^7, 2^7-1]$ . Moreover, since concrete states represent actual executions of programs on a machine, we require that their set  $PT$  only contains information about addresses that are known to be allocated.

**Definition 3 (Concrete States)** An LLVM state  $c$  is *concrete* iff  $c = ERR$  or  $c = (CS, KB, AL, PT)$  such that the following holds:

- $\langle c \rangle$  is satisfiable
- for all  $v \in \mathcal{V}_{\text{sym}}(c)$  there exists an  $n \in \mathbb{Z}$  such that  $\models \langle c \rangle \Rightarrow v = n$
- there is no  $(w_1 \leftrightarrow_{\text{ty}} w_2) \in PT$  for  $\text{ty} \neq \text{i8}$ ,
- for all  $\llbracket v_1, v_2 \rrbracket \in AL^*(c)$  and for all integers  $n$  with  $\models \langle c \rangle \Rightarrow v_1 \leq n \wedge n \leq v_2$ , there exists  $(w_1 \leftrightarrow_{\text{i8}} w_2) \in PT$  for some  $w_1, w_2 \in \mathcal{V}_{\text{sym}}$  such that  $\models \langle c \rangle \Rightarrow w_1 = n$  and  $\models \langle c \rangle \Rightarrow w_2 = k$  for some  $k \in [-2^7, 2^7-1]$
- for every  $(w_1 \leftrightarrow_{\text{i8}} w_2) \in PT$ , there is a  $\llbracket v_1, v_2 \rrbracket \in AL^*$  such that  $\models \langle c \rangle \Rightarrow v_1 \leq w_1 \leq v_2$ .

In [22], for every abstract state  $s$ , we also introduced a *separation logic* formula  $\langle s \rangle_{SL}$  which extends  $\langle s \rangle$  by further information about the memory. The semantics of these formulas are defined using *interpretations*  $(as, mem)$ . The function  $as$  assigns integer values to the program variables. The function  $mem$  describes the memory contents at allocated addresses. We recapitulate  $\langle s \rangle_{SL}$ , formal definitions of  $as$  and  $mem$ , and the semantics of separation logic in App. A. For any abstract state  $s$  we have  $\models \langle s \rangle_{SL} \Rightarrow \langle s \rangle$ , i.e.,  $\langle s \rangle$  is a weakened version of  $\langle s \rangle_{SL}$ . As mentioned, we use  $\langle s \rangle$  for the construction of the symbolic execution graph, enabling standard first-order SMT solving to be used for all reasoning required in this construction.

Finally, we recapitulate which concrete states  $c \neq ERR$  are represented by an abstract state  $s$  according to [22]. Here, we require that the stacks of  $c$  and  $s$  have the same size, i.e.,  $|c| = |s|$ , and at each stack index  $1 \leq i \leq |s|$  we have  $FR_i^c = (p_i, LV_i^c, AL_i^c)$  and  $FR_i^s = (p_i, LV_i^s, AL_i^c)$  with  $domain(LV_i^c) = domain(LV_i^s)$ . In the next section, we will present a variant of Def. 4 for states of different stack sizes.

In order to define the representation relation between states with stacks of the same size, we extract an interpretation  $(as^c, mem^c)$  from concrete states  $c$ . Furthermore, we use *concrete instantiations*  $\sigma : \mathcal{V}_{sym} \rightarrow \mathbb{Z}$  which map symbolic variables to integers. An abstract state  $s$  then *represents* a concrete state  $c$  if there exists a concrete instantiation  $\sigma$  such that  $(as^c, mem^c)$  is a model of  $\sigma(\langle s \rangle_{SL})$  and if for each allocation of  $s$  there exists a corresponding allocation in  $c$  of the same size. Here, we extend the concrete instantiation  $\sigma$  to formulas as usual, i.e.,  $\sigma(\varphi)$  instantiates all free occurrences of  $v \in \mathcal{V}_{sym}$  in  $\varphi$  by  $\sigma(v)$ .

**Definition 4 (Representing Concrete by Abstract States)** Let  $c = ([ (p_1, LV_1^c, AL_1^c), \dots, (p_n, LV_n^c, AL_n^c) ], KB^c, AL_0^c, PT^c)$  be a concrete state. We say that  $c$  is *represented* by a state  $s = ([ (p_1, LV_1^s, AL_1^s), \dots, (p_n, LV_n^s, AL_n^s) ], KB^s, AL_0^s, PT^s)$  iff

1.  $domain(LV_i^c) = domain(LV_i^s)$  for all  $1 \leq i \leq n$ ,
2.  $(as^c, mem^c)$  is a model of  $\sigma(\langle s \rangle_{SL})$  for some concrete instantiation  $\sigma : \mathcal{V}_{sym} \rightarrow \mathbb{Z}$ , and
3. for all  $\llbracket v_1, v_2 \rrbracket \in AL_i^s$  with  $0 \leq i \leq n$ , there exists  $\llbracket w_1, w_2 \rrbracket \in AL_i^c$  such that  $\models \langle c \rangle \Rightarrow w_1 = \sigma(v_1) \wedge w_2 = \sigma(v_2)$ .<sup>5</sup>

The error state  $ERR$  is only represented by  $ERR$  itself.

### 3 Construction of Symbolic Execution Graphs

In Fig. 2, we start constructing the symbolic execution graph for the function  $f$  from Fig. 1, independently of  $main$ .<sup>6</sup> Here, we omit the index of the program variables in stack frames, i.e., we write “ $p = v_p$ ” instead of “ $p_1 = v_p$ ”. Moreover, to ease readability, some parts of the states are abbreviated by “...”, and allocations in the individual stack frames are omitted since they are empty throughout this graph. The last state component  $VI$  will be introduced later and can be ignored for now. The initial state for our analysis is  $A$ , which we already considered after Def. 1. It is at the first program position in  $f$ . Therefore the next instruction loads the value stored at  $p$  to  $pval$ . We re-use the symbolic execution rules from [22] for all steps not involving function calls. As an example, we briefly recapitulate the load rule to give an idea

<sup>5</sup> Note that this condition is new as compared to [22]. However, this additional condition is needed in order to achieve soundness. The reason is that if  $s$  contains an allocation in stack frame  $i$  and  $c$  contains the corresponding allocation in stack frame  $j$  with  $j < i$ , then after returning from stack frame  $j$ , there would be an allocation in a successor state  $\bar{s}$  of  $s$  that is not represented in the corresponding successor  $\bar{c}$  of  $c$ . Therefore,  $\bar{c}$  would not be represented by  $\bar{s}$ , which would violate the soundness of our approach.

<sup>6</sup> In principle one could analyze some functions of the program in a modular way and use our previous non-modular approach from [22] for other functions. However, to ease the presentation, in this paper we assume that our new modular treatment is used for all functions. In our implementation in AProVE, we indeed apply our new modular approach for all functions except those that only consist of straightline code, i.e., that do not have any branching.



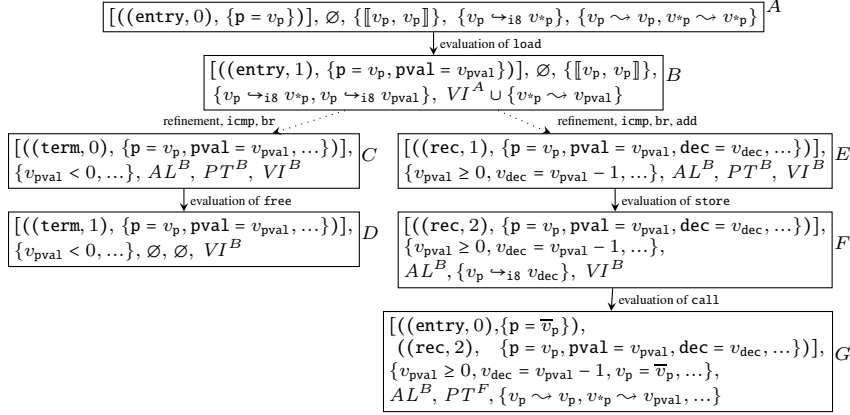


Fig. 2: Initial states of the symbolic execution graph of function  $f$

of the general graph construction. For the formal definition of the remaining rules, we refer to [22].

The following rule is used to symbolically evaluate a state  $s$  to a state  $\bar{s}$  by loading the value of type  $\text{ty}$  stored at some address  $\text{ad}$  into the variable  $x$ . For any type  $\text{ty}$ , let  $\text{size}(\text{ty})$  denote the size of  $\text{ty}$  in bytes. For example,  $\text{size}(\text{i32}) = 4$ . As each memory cell stores one byte, we first have to check whether the addresses  $\text{ad}, \dots, \text{ad} + \text{size}(\text{ty}) - 1$  are allocated, i.e., whether there is a  $\llbracket v_1, v_2 \rrbracket \in AL^*$  such that  $\langle s \rangle \Rightarrow (v_1 \leq LV_1(\text{ad}) \wedge LV_1(\text{ad}) + \text{size}(\text{ty}) - 1 \leq v_2)$  is valid. Then, we reach a new state where the previous position  $p = (b, k)$  is updated to the position  $p^+ = (b, k + 1)$  of the next instruction in the same basic block, and we set  $LV_1(x) = w$  for a fresh  $w \in \mathcal{V}_{\text{sym}}$ . Here we write  $LV_1[x := w]$  for the function where  $(LV_1[x := w])(x) = w$  and for  $y \neq x$ , we have  $(LV_1[x := w])(y) = LV_1(y)$ . Moreover, we add  $LV_1(\text{ad}) \hookrightarrow_{\text{ty}} w$  to  $PT$ . Thus, if  $PT$  already contained a formula  $LV_1(\text{ad}) \hookrightarrow_{\text{ty}} u$ , then  $\langle s \rangle$  implies  $w = u$ .

<b>load from allocated memory</b> ( $p$ : “ $x = \text{load ty}^* \text{ ad}$ ” with $x, \text{ad} \in \mathcal{V}_p, \text{al} \in \mathbb{N}$ )	
$s = ((p, LV_1, AL_1) \cdot CS, KB, AL, PT)$	$\bar{s} = ((p^+, LV_1[x := w], AL_1) \cdot CS, KB, AL, PT \cup \{LV_1(\text{ad}) \hookrightarrow_{\text{ty}} w\})$
if	
<ul style="list-style-type: none"> <li>• there is <math>\llbracket v_1, v_2 \rrbracket \in AL^*</math> with <math>\models \langle s \rangle \Rightarrow (v_1 \leq LV_1(\text{ad}) \wedge LV_1(\text{ad}) + \text{size}(\text{ty}) - 1 \leq v_2)</math>,</li> <li>• <math>w \in \mathcal{V}_{\text{sym}}</math> is fresh</li> </ul>	

State  $B$  arises from applying this rule, i.e., from evaluating the load instruction and thus, there is an *evaluation edge* from  $A$  to  $B$ . In  $B$ , a new variable  $v_{\text{pval}}$  is introduced for the value of the program variable  $\text{pval}$ . If we could not prove memory safety of the operation, we would create an edge to  $ERR$  instead. The new entry  $(v_p \hookrightarrow_{i8} v_{\text{pval}})$  in  $PT^B$  denotes that  $v_{\text{pval}}$  is the value at the address  $v_p$ . Thus, we have  $(v_{*p} = v_{\text{pval}}) \in \langle B \rangle$ .

The next instruction sets the variable `ri cmp` to the result of an integer comparison (`i cmp`), based on whether `pval` is negative or not (i.e., `s1t` stands for “signed less than”). The instruction cannot be evaluated directly as there is no knowledge about the value of  $v_{pval}$  in  $KB^B$ . Therefore, we perform a case analysis by creating outgoing *refinement edges* to two successors of the state  $B$  where the knowledge base is extended by  $v_{pval} < 0$  and  $v_{pval} \geq 0$ , respectively. For the sake of brevity we directly evaluate some subsequent instructions in both branches and omit the intermediate states in Fig. 2.

In the case with  $v_{pval} < 0$ , this yields the state  $C$  after the execution of `i cmp` and the `br` instruction, which branches to the block `term`. Analogously, for  $v_{pval} \geq 0$ , this yields the state  $E$  after the execution of the `i cmp`, `br`, and `add` instructions.

State  $C$  is at the call of the `free` instruction in the block `term`, corresponding to the base case of the recursive function `f`. Evaluation of the `free` instruction yields  $D$ , where the entries for the pointer `p` have been removed from  $AL$  and  $PT$ . We refer to states like  $D$ , whose only stack frame is at a return instruction of a function `func`, as *return states* of `func`.

In State  $E$ , one has to store the value of `dec` at the address `p`, where  $v_{dec} = v_{pval} - 1$  holds due to the previous `add` instruction. Thus, in the resulting<sup>7</sup> state  $F$ , the new value at `p` is denoted by  $(v_p \mapsto_{i8} v_{dec}) \in PT^F$ . Evaluation of the `call` instruction in  $F$  yields  $G$ , whose topmost stack frame is at the beginning of the recursive execution of `f`.

In the remainder of the section, we present our new modular approach for symbolic execution. To this end, we first show in Sect. 3.1 how to abstract the call stack in order to obtain a separate finite SEG for every (possibly recursive) function. In Sect. 3.2 we explain how to continue the symbolic execution after returning from a function call. Sect. 3.3 discusses how to obtain finite complete SEGs for every function. Finally, Sect. 3.4 shows how SEGs of (possibly recursive) auxiliary functions can be re-used in a modular way.

### 3.1 Abstracting the Call Stack

Fig. 3 continues the construction of the SEG for the function `f` from Fig. 2. So its states  $A$  to  $G$  are the same ones as in Fig. 2. In particular,  $G$  corresponds to the start of the execution of the function `f` after the recursive call.

Any abstract state  $s$  with  $|s| > 1$  whose topmost stack frame is at the initial program position of a function `func` is a *call state* of `func`. Note that our SEG already depicts the execution of the function `f`, starting in  $A$ . To re-use an already existing analysis of a function, we use *context abstractions*, where lower stack frames of a state are removed.

---

<sup>7</sup> The symbolic execution rule for `store` in [22] always creates a fresh variable and an equality constraint for the value to be stored. When storing a program variable instead of a numerical literal (i.e., a number), one can however re-use the existing symbolic variable without influencing the analysis further, which we did here to ease readability.

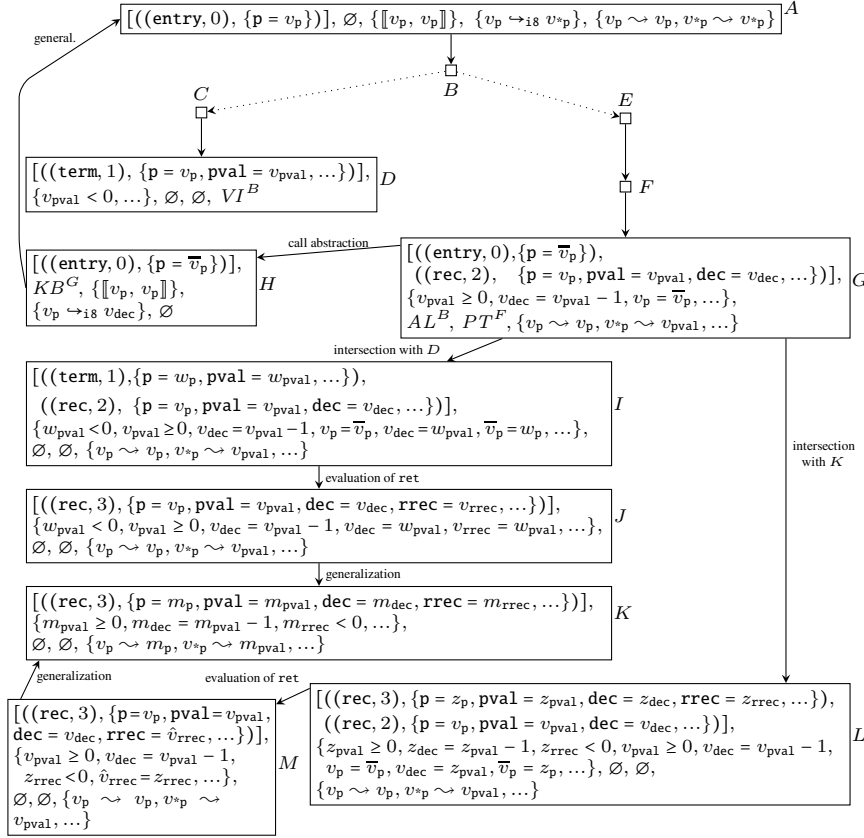


Fig. 3: Symbolic execution graph of function  $f$ , with states  $A$  to  $G$  as in Fig. 2

**Definition 5 (Context Abstraction and Call Abstraction)** Let  $s = ((p_1, LV_1, AL_1), \dots, (p_n, LV_n, AL_n)), KB, AL, PT$  be a state. Then for any  $1 \leq k \leq n$ , the state  $\widehat{s} = ((p_1, LV_1, AL_1), \dots, (p_{k-1}, LV_{k-1}, AL_{k-1}), (p_k, LV_k, \overline{AL}_k), KB, AL, PT)$  is the *context abstraction* of  $s$  of size  $k$ , where  $\overline{AL}_k = \bigcup_{i=k}^n AL_i$ . The *call abstraction* of a state is its context abstraction of size 1.

Note that the bottommost stack frame of the context abstraction contains the stack allocations of all removed frames. In this way, the information that these parts of the memory have been allocated is still available in the context abstraction. These stack allocations will be re-assigned to their corresponding stack frames at a later stage of the graph construction (see Sect. 3.2.2).

We now extend Def. 4 about the representation of concrete by abstract states, which was limited to states of same stack size. An abstract state  $s$  *weakly represents* a concrete state  $c$  if the  $|s|$  topmost stack frames of  $c$  are represented by  $s$ , but  $c$  may have further stack frames below.

**Definition 6 (Weakly Representing Concrete by Abstract States)** A concrete state  $c$  is *weakly represented* by an abstract state  $s$ , denoted  $c \in^w s$ , iff  $c = s = ERR$  holds or there exists a context abstraction  $\widehat{c}$  of  $c$  such that  $\widehat{c}$  is represented by  $s$  according to Def. 4.

To re-use previous states in the symbolic execution graph that already analyzed the behavior of a function, each call state like  $G$ , which results from calling a function, must have an outgoing *call abstraction edge* to its call abstraction (i.e., to its context abstraction of size 1). In our example graph, this yields the call abstraction  $H$ , whose only stack frame is at the beginning of  $\mathbf{f}$ .

Note that such a call abstraction step is “sound” w.r.t. the weak representation relation  $\in^w$ , since any concrete state that is weakly represented by  $G$  is also weakly represented by  $H$ . Indeed, whenever  $c \in^w s$  holds for some abstract state  $s$  with  $|s| > 1$  stack frames, we have  $c \in^w \widehat{s}$  for all context abstractions of  $s$  of size  $1 \leq k \leq |s|$ .

The call stacks of  $H$  and  $A$  have the same size and every concrete state represented by  $H$  is also represented by  $A$ , i.e.,  $A$  “covers”  $H$ . Thus,  $A$  is a *generalization* of  $H$ . Formally, we use the following rule from [22] to determine when to create a *generalization edge* from some abstract state  $s$  to its generalization  $\overline{s}$ . It ensures that whenever a concrete state is represented by  $s$ , then it is also represented by  $\overline{s}$ .

<b>generalization with instantiation <math>\mu</math></b>	
$\frac{s = ((p_1, LV_1, AL_1), \dots, (p_n, LV_n, AL_n)), KB, AL_0, PT}{\overline{s} = ((p_1, \overline{LV}_1, \overline{AL}_1), \dots, (p_n, \overline{LV}_n, \overline{AL}_n)), \overline{KB}, \overline{AL}_0, \overline{PT}}$	if
<ul style="list-style-type: none"> <li>(a) <math>s</math> has no incoming refinement or generalization edge</li> <li>(b) <math>domain(LV_i) = domain(\overline{LV}_i)</math> and <math>LV_i(\mathbf{x}) = \mu(\overline{LV}_i(\mathbf{x}))</math> for all <math>1 \leq i \leq n</math> and all <math>\mathbf{x} \in \mathcal{V}_{\mathcal{P}}</math> where <math>LV_i</math> and <math>\overline{LV}_i</math> are defined</li> <li>(c) <math>\models \langle s \rangle \Rightarrow \mu(\overline{KB})</math></li> <li>(d) if <math>\llbracket v_1, v_2 \rrbracket \in \overline{AL}_i</math>, then <math>\llbracket w_1, w_2 \rrbracket \in AL_i</math> with <math>\models \langle s \rangle \Rightarrow w_1 = \mu(v_1) \wedge w_2 = \mu(v_2)</math> for all <math>0 \leq i \leq n</math></li> <li>(e) if <math>(v_1 \xrightarrow{ty} v_2) \in \overline{PT}</math>, then <math>(w_1 \xrightarrow{ty} w_2) \in PT</math> with <math>\models \langle s \rangle \Rightarrow w_1 = \mu(v_1) \wedge w_2 = \mu(v_2)</math></li> </ul>	

The instantiation  $\mu : \mathcal{V}_{sym}(\overline{s}) \rightarrow \mathcal{V}_{sym}(s)$  maps variables from the more general state (e.g.,  $A$ ) to the more specific state (e.g.,  $H$ ). In our example, we use an instantiation  $\mu^H$  such that  $\mu^H(v_p) = \overline{v}_p$  and  $\mu^H(v_{*p}) = v_{dec}$ . Condition (a) prevents cycles of refinement and generalization edges in the graph, which would not correspond to an actual computation. Compared to the corresponding generalization rule in [22], we slightly weakened the conditions (d) and (e). In [22], conditions (d) and (e) are more strict w.r.t. the variables used. For instance, condition (d) would require  $\llbracket \mu(v_1), \mu(v_2) \rrbracket \in AL_i$  whereas our version allows variables  $w$  to be used that are provably equal to such variables  $\mu(v)$ . This extends the applicability of the rules in many cases where equivalent variables occur.

Our construction of symbolic execution graphs ensures that for any call state (like  $G$ ) which denotes the start of the execution of a function, there exists a path from the call state to its call abstraction which continues via a generalization edge to the *entry state* of the function. An entry state has a single stack frame that is at the initial

program position of a function and has no outgoing generalization edge, i.e.,  $A$  is the entry state of  $f$ , where the function’s symbolic execution starts.

### 3.2 Intersecting Call and Return States

In our example, the return state  $D$  weakly represents all concrete states whose topmost stack frame is at the `ret` instruction in the base case of  $f$ . Therefore, the execution of those concrete states may continue after returning to a lower stack frame that is not depicted in the abstract state  $D$ . In those concrete states, the stack frames below the topmost frame must correspond to the lower stack frames of a call state. Recall that when creating the call abstraction of a call state (e.g., in the step from  $G$  to  $H$ ), we removed its lower stack frames. Therefore, this process must be reversed in order to continue the execution with the former lower stack frames after reaching a return state like  $D$ . Hence, for a call state  $s_c$  and a return state  $s_r$  of the same function `func`, we create an abstract state  $s_i$  that represents the case that the execution of the topmost stack frame of  $s_c$  ended in  $s_r$  and should now return to the lower stack frames of  $s_c$ . We call  $s_i$  the *intersection* of  $s_c$  and  $s_r$ , and each call state  $s_c$  has *intersection edges* to all its intersections. The stack of  $s_i$  is constructed from the only stack frame of  $s_r$  and the stack frames of  $s_c$ , except its first one. Note that by this construction, intersected states always have more than one stack frame and the topmost frame is at a `ret` instruction.

For example, the intersection  $I$  of  $G$  and  $D$  weakly represents those concrete states  $c_I$  that arise from some concrete state  $c_G \in^w G$  where the further execution of  $c_G$ ’s topmost frame ends in a state represented by  $D$ . All intermediate concrete states in the execution from  $c_G$  to  $c_I$  are weakly represented by the abstract states on the path from  $G$  via its call abstraction  $H$  to the state  $A$  and from there on to  $D$ .

In general, when traversing an SEG to simulate a program’s execution, then the two types of outgoing edges of a call state  $s_c$  (i.e., the intersection edge and the call abstraction edge) serve different purposes. The path from  $s_c$  via the call abstraction to the entry state and subsequently to the return state can only be used to simulate the execution of the function in the topmost stack frame, but not the subsequent execution of the lower stack frames, because return states only have a single stack frame at a return instruction. For this reason, traversing this path is only justified if the execution of the topmost frame does not terminate. Symbolic execution then never reaches the return state, from where it would not be able to continue. In contrast, if the traversal of the SEG reaches a call state  $s_c$  and the execution of the function in the topmost stack frame does terminate, then the traversal can continue by using the intersection edge. From there on, symbolic execution continues by returning from the topmost stack frame.

In the following, we discuss which information can be included in the intersected states. To this end, one has to take into account how the variables are renamed on the path from the call state to the return state (Sect. 3.2.1). Afterwards, we show

in Sect. 3.2.2 how to obtain the components  $AL$  and  $PT$  for the intersected state. Finally, the formal definition of state intersections is presented in Sect. 3.2.3.

### 3.2.1 Tracking Symbolic Variable Renamings

As for all other edges except generalization edges, symbolic variables occurring in two states connected by an intersection edge represent the same values. Therefore, in our example graph, all information in  $KB^G$  is still valid in  $I$ . Of course, we would also like to include information of the return state  $D$  in the intersected state  $I$ , but one has to take into account that symbolic variables in  $D$  do not necessarily represent the same value as symbolic variables of the same name in  $G$ .

For example, consider a concrete state  $c_G \in^w G$  where  $v_{\text{pval}}$  is 0 and  $v_{\text{dec}}$  is  $-1$ . Here,  $v_{\text{pval}}$  and  $v_{\text{dec}}$  are the values of `pval` and `dec`, respectively, in the second stack frame. Further execution of  $c_G$  then yields a state  $c_D \in^w D$  where  $v_{\text{pval}}$  is  $-1$ . In this state  $c_D$ ,  $v_{\text{pval}}$  is the value of `pval` in the topmost and only stack frame. That the values of  $v_{\text{pval}}$  differ in  $G$  and  $D$  is due to the fact that a generalization edge with instantiation  $\mu^H$  is part of the path from  $G$  to  $D$ . There,  $\mu^H(v_{*p}) = v_{\text{dec}}$  indicates that the variable  $v_{\text{dec}}$  of  $G$  and  $H$  corresponds to the variable  $v_{*p}$  of  $A$ . In the states on the path from  $A$  to  $D$ ,  $v_{\text{pval}} = v_{*p}$  holds. So  $v_{\text{dec}}$  is the value that is stored at the address `p` before the recursive call, and when executing the recursive call, this value is represented by  $v_{*p}$  and  $v_{\text{pval}}$  in the newly created stack frame.

In the following, let  $s_c$  again be a call state of some function `func`, let  $s_{ca}$  be its call abstraction, let  $s_e$  be the subsequent entry state, and let  $s_r$  be a return state of `func`. Moreover, let  $s_i$  be the intersection of  $s_c$  and  $s_r$ , i.e., the stack of  $s_i$  contains the topmost stack frame of  $s_r$  and the lower frames of  $s_c$ . To take into account that variables of the same name in  $s_c$  and  $s_r$  may have different values, a mapping  $\delta$  from symbolic variables to pairwise different fresh variables is applied to all components of  $s_r$ . Thus, the knowledge base of the intersection contains  $KB^{s_c}$  and  $\delta(KB^{s_r})$ .

Moreover,  $KB^{s_i}$  should contain the information which variables from  $s_c$  and from  $\delta(s_r)$  correspond to each other. More precisely, we would like to find variables  $v \in \mathcal{V}_{\text{sym}}(s_c)$  and  $w \in \mathcal{V}_{\text{sym}}(s_r)$ , such that in every possible execution of `func`'s call starting in  $s_c$  and ending in  $s_r$ , the value of  $v$  in  $s_c$  is equal to the value of  $w$  in  $s_r$ .

The possible executions of `func` starting in  $s_c$  and ending in  $s_r$  are represented in the SEG by the paths from  $s_c$  to its call abstraction  $s_{ca}$  and further to the entry state  $s_e$  via a generalization edge. From there onwards, one has to regard the paths from  $s_e$  to  $s_r$ . However, we only need to consider paths from  $s_e$  to  $s_r$  that do not include call abstraction edges. To see this, regard a path of the form  $s_e, \dots, \overline{s_c}, \overline{s_{ca}}, \overline{s_e}, \dots$ , where  $\overline{s_c}$  is a call state and  $\overline{s_{ca}}$  is its call abstraction with subsequent entry state  $\overline{s_e}$ . As described before, the states from  $\overline{s_e}$  onwards only simulate an execution of  $\overline{s_c}$ 's topmost stack frame that does not return to  $\overline{s_c}$ 's lower stack frames. In particular, reaching  $s_r$  from  $\overline{s_e}$  onwards would mean that the return statement of  $s_r$  is in a stack frame created by subsequent calls of `func` from  $\overline{s_e}$  onwards, but it would not correspond to the return from the stack frame of  $s_e$ . Note that this reasoning is

independent from whether or not  $\overline{s_c}$ ,  $\overline{s_{ca}}$ , and  $\overline{s_e}$  are actually identical to  $s_c$ ,  $s_{ca}$ , and  $s_e$ , which would indicate a recursive function call.

Therefore, we are only interested in the renaming of symbolic variables  $v \in \mathcal{V}_{sym}(s_c)$  along paths of the form  $s_c, s_{ca}, s_e, \dots, s_r$ , where the fragment  $s_e, \dots, s_r$  is an *execution path*. This means that  $s_e$  is an entry state and  $s_r$  is a return state of the same function. Furthermore, an execution path must not contain call abstraction edges. However, execution paths may contain cycles.

To integrate renaming information into the abstract states, we augment the states with an additional component  $VI$  to track variable identities.  $VI$  contains entries of the form  $v \rightsquigarrow w$  indicating that the variable  $v$  of the preceding entry state corresponds to the variable  $w$  in the current state.

More precisely, an entry  $v \rightsquigarrow w$  in a state  $s$  has the following semantics: For all execution paths of the shape  $s_e, \dots, s, \dots, s_r$ , the value of  $v$  in  $s_e$  is the same as the value of  $w$  in  $s$ . Note that in general, an execution path may contain  $s$  several times. This would indicate that  $s$  is part of a loop that results from executing the function in  $s_e$ . Our semantics of  $v \rightsquigarrow w$  then implies that  $w$  must have the same value in  $s$  every time that  $s$  occurs in the execution path.

For all rules that evaluate LLVM instructions or that result in refinement edges, the component  $VI$  does not have any impact on the components of the new resulting state except for its  $VI$  component. Therefore, we do not have to adapt the formula representations or the representation relation introduced in Def. 2, 4, and 6. There are only two graph construction steps that consider  $VI$ , namely generalization and intersection.

For each entry state  $s_e$ , we add an entry  $v \rightsquigarrow v$  to  $VI$  for each symbolic variable  $v \in \mathcal{V}_{sym}(s_e)$ . So for State  $A$  in Fig. 2 and 3, we have  $VI^A = \{v_p \rightsquigarrow v_p, v_{*p} \rightsquigarrow v_{*p}\}$ .

To compute  $VI$  in the other states, we adapt the symbolic execution rules: In the call abstraction, all entries in  $VI$  are removed. In all other rules except for the generalization rule,  $\overline{VI}$  in the resulting state  $\overline{s}$  is obtained from  $VI$  in the previous state  $s$  as follows:

$$\begin{aligned} \overline{VI} = & \{v \rightsquigarrow w \mid v \rightsquigarrow w \in VI \wedge w \in \mathcal{V}_{sym}(\overline{s})\} \cup \\ & \{v \rightsquigarrow \overline{w} \mid v \rightsquigarrow w \in VI \wedge \models \langle \overline{s} \rangle \Rightarrow w = \overline{w}\} \end{aligned}$$

So we preserve all entries  $v \rightsquigarrow w$  from  $VI$  if  $w$  still exists in  $\overline{s}$ . Furthermore, if in  $\overline{s}$  there is a variable  $\overline{w}$  and we have  $w = \overline{w}$  in  $\overline{s}$ , then we also add an entry  $v \rightsquigarrow \overline{w}$  to track which variables are equivalent. So in our example, since  $\models \langle B \rangle \Rightarrow v_{*p} = v_{pval}$  and  $v_{*p} \rightsquigarrow v_{*p} \in VI^A$  hold,  $v_{*p} \rightsquigarrow v_{pval}$  is added to  $VI^B$  during the symbolic execution of the load instruction.

Finally, we extend the generalization rule from Sect. 3.1 by the following condition:

- (f) If  $p_1 \neq (\text{func.entry}, 0)$  for a function `func` with entry block `func.entry`, we have for each  $v \rightsquigarrow w \in \overline{VI}$  that  $v \rightsquigarrow \mu(w) \in VI$ .

This condition ensures that in order for an entry  $v \rightsquigarrow w$  to be valid in a generalized state  $\overline{s}$ , all states  $s$  that have a generalization edge to  $\overline{s}$  using an instantiation  $\mu$  must

have a correspondingly renamed entry  $v \rightsquigarrow \mu(w)$ . In particular, this ensures that variable correspondence entries are consistent with respect to all cycles<sup>8</sup> that the state may be part of. (Note that  $v$  is a variable from the entry state  $s_e$ , i.e., it is not renamed.)

However, the condition (f) is not required for generalization edges from call abstractions to entry states (e.g., for the edge from  $H$  to  $A$ ). For the path between a call state to an entry state via its call abstraction, we instead take possible renamings into account during the computation of the intersection.

Recall that for the construction of the intersection of  $s_c$  and  $s_r$  we would like to identify variable correspondences between  $s_c$  and  $s_r$ . However, the  $VI$  entries of  $s_r$  denote correspondences between variables of  $s_r$  and variables of  $s_e$ , rather than variables of  $s_c$ . This allows us to determine the renaming information independently from call states. By only tracking variable correspondences from the entry state onwards, we are able to add call states to an existing entry state later on. In contrast, if we tracked variable correspondences of call states directly, this would require the modification of the entry state and its successors.

To extend the knowledge base of the intersected state  $s_i$  by the information on which variables in  $s_r$  and  $s_c$  correspond to each other, we now need to combine each entry  $v \rightsquigarrow w$  of  $s_r$  with the renaming of variables possibly performed by the generalization edge between  $s_{ca}$  and  $s_e$  using the instantiation  $\mu$ . Hence, the entry  $v \rightsquigarrow w$  of  $s_r$  indicates that the variable  $\mu(v)$  of  $s_c$  has the same value as the variable  $w$  of  $s_r$  for all possible executions of the function in  $s_c$ 's topmost frame that end in  $s_r$ . Thus, we extend  $KB^{s_i}$  by an equality between the variables  $\mu(v) \in \mathcal{V}_{sym}(s_c)$  and  $\delta(w)$  for  $w \in \mathcal{V}_{sym}(s_r)$  whenever  $v \rightsquigarrow w$  holds in  $s_r$ .

In our example, the intersected state  $I$  therefore has the `ret` instruction at program position `(term, 1)` in its topmost stack frame, where  $\delta$  renamed all variables  $v_x \in \mathcal{V}_{sym}(D)$  to  $w_x$ . The lower stack frame of  $I$  is taken from  $G$ . In the knowledge base we have  $w_{pval} < 0$  (from  $D$ , where the renaming  $\delta$  was applied),  $v_{pval} \geq 0$ ,  $v_{dec} = v_{pval} - 1$ ,  $v_p = \bar{v}_p$ , etc. (from  $G$ ), as well as  $v_{dec} = w_{pval}$  (since  $v_{*p} \rightsquigarrow v_{pval} \in VI^D$ ,  $\mu^H(v_{*p}) = v_{dec}$ , and  $\delta(v_{pval}) = w_{pval}$ ) and  $\bar{v}_p = w_p$  (since  $v_p \rightsquigarrow v_p \in VI^D$ ,  $\mu^H(v_p) = \bar{v}_p$ , and  $\delta(v_p) = w_p$ ). Thus,  $I$  represents concrete states where the value  $v_{pval}$  at `p` was originally 0 (since  $v_{pval} \geq 0$  and  $v_{pval} - 1 = v_{dec} = w_{pval} < 0$ ). Hence, the first recursive call immediately triggers the base case.

### 3.2.2 Memory Information in the Intersection

Now we describe how to compute the components  $AL$  and  $PT$  for intersected states. Let the states  $s_c$ ,  $s_{ca}$ ,  $s_e$ ,  $s_r$ , and  $s_i$  be as before. In general, the memory information  $\delta(AL^{s_r})$  and  $\delta(PT^{s_r})$  from the return state can always be added to the intersected state  $s_i$ . This is because intuitively, the intersected state is a refinement of the return state, where no additional instructions have been evaluated. However, it is more

---

<sup>8</sup> As we are only interested in variable correspondences along execution paths, we only consider cycles here that do not contain call abstraction edges.



challenging to determine which memory information of the call state can be added to the intersected state.

## Heap Allocations

Entries from  $AL^{s_c}$  can only be added to  $AL^{s_i}$  if they have not been deallocated during the execution of  $s_c$ 's topmost frame that ended in  $s_r$ . In addition, allocations of the call state may only be added to the intersected state if they can be proven to be disjoint from any entries in  $\delta(AL^{s_r})$ . This is needed to guarantee that the intersected state does not violate the invariant of all allocations in a state being disjoint.

To ensure these two conditions, we only add an allocation  $\llbracket v_1, v_2 \rrbracket$  from  $AL^{s_c}$  to  $AL^{s_i}$  if it has been removed during the generalization from  $s_{ca}$  to  $s_e$  (i.e., if there exists no allocation corresponding to  $\llbracket v_1, v_2 \rrbracket$  in  $s_e$ ). Formally, this means that there exists no  $\llbracket w_1, w_2 \rrbracket \in AL^*(s_e)$  such that  $\models \langle s_{ca} \rangle \Rightarrow v_1 = \mu(w_1) \wedge v_2 = \mu(w_2)$ , where  $\mu$  is the instantiation used for the generalization from  $s_{ca}$  to  $s_e$ .

It is easy to see that  $\llbracket v_1, v_2 \rrbracket$  satisfies both conditions that have to be imposed on allocations in order to add them to the intersection: The allocation  $\llbracket v_1, v_2 \rrbracket$  was removed during the generalization without being changed otherwise. This means that it is present in all concrete states represented by  $s_c, s_{ca}, s_e$ , and  $s_e$ 's successors. However, any access to this allocation by any of  $s_e$ 's successors would yield the *ERR* state during symbolic execution, as the allocation is not available in those abstract states. This means that the allocation cannot be deallocated during subsequent execution. In addition, any newly allocated memory is guaranteed to be disjoint from  $\llbracket w_1, w_2 \rrbracket$ .

In contrast, if the allocation  $\llbracket v_1, v_2 \rrbracket$  had a counterpart  $\llbracket w_1, w_2 \rrbracket$  in the entry state, then there are several possibilities:

- The allocation is deallocated at some point prior to reaching the return state. This means that it must not be added to the intersected state.
- The allocation is not deallocated and has a counterpart in the return state. This means that the allocation is in  $\delta(AL^{s_r})$  and therefore already part of the intersection.
- The allocation is not deallocated, but it also does not have a counterpart in the return state. There are two possible reasons for this. The first possibility is that the allocation is removed along an intersection edge on an execution path from  $s_e$  to  $s_r$ . In this case we cannot ensure that it was not freed during the function execution represented by the intersection edge. Hence, it must not be added to the intersected state  $s_i$  that is currently being constructed.

The other possibility is that the allocation has been removed along a generalization edge in the path from  $s_e$  to  $s_r$  (i.e., this is not the generalization edge from  $s_{ca}$  to  $s_e$ ). Here, one would have to analyze the possible execution paths from  $s_e$  to  $s_r$  to make sure that there was definitely no deallocation before the allocation was lost during generalization. Since this only occurs in rare cases, we do not add such allocations in order to ease the formalization.

To formally reason about allocations being removed in generalizations, we introduce the following definition.

**Definition 7 (Predicate *removedAL*)** Let  $s, \bar{s}$  be states such that  $s$  has a generalization edge to  $\bar{s}$  using an instantiation  $\mu$ . Furthermore, let  $\llbracket v_1, v_2 \rrbracket \in AL^*(s)$ . Then  $removedAL(s, \bar{s}, \llbracket v_1, v_2 \rrbracket)$  holds iff there exists no  $\llbracket w_1, w_2 \rrbracket \in AL^*(\bar{s})$  such that  $\models (s) \Rightarrow v_1 = \mu(w_1) \wedge v_2 = \mu(w_2)$ .

### Stack Allocations

Recall that in the step from the call state  $s_c$  to the call abstraction  $s_{ca}$ , all but the topmost stack frames of the call state  $s_c$  are removed. However, the stack allocations of the deleted frames are moved to the (only) stack frame of  $s_{ca}$ . This means that when simulating the execution of `func`'s call by the path from  $s_c$  over  $s_{ca}$  and  $s_e$  to  $s_r$ , the topmost stack frame of the return state  $s_r$  may contain allocations that were originally part of the lower stack frames of  $s_c$ . (Further call abstractions cannot happen on the path from  $s_e$  to  $s_r$ , since here we only have to regard execution paths.)

When intersecting  $s_c$  and  $s_r$ , stack allocations must be restored to their correct frames. As the lower stack frames of  $s_c$  were not active during the execution that led to  $s_r$ , those stack allocations cannot have been deallocated and they should therefore be added to the respective frames of the intersection  $s_i$ . But when turning the only stack frame of the return state  $s_r$  into the topmost frame of the intersected state  $s_i$ , we remove all of its stack allocations. This is done to guarantee the disjointness of all stack allocations in the intersected state. As mentioned before, the reason is that  $s_r$ 's only stack frame may contain allocations that were moved there from lower stack frames of  $s_c$  during the call abstraction from  $s_c$  to  $s_{ca}$ . Intersected states are symbolically executed by evaluating the return instruction in their topmost stack frame, which would remove the allocations in this stack frame anyway.

### Points-To Entries

As with allocations, points-to information from the return state  $s_r$  can always be taken over to the intersected state  $s_i$ , but points-to atoms from the call state can only be added to the intersection  $s_i$  if they have not been invalidated.

Hence, we only copy an entry  $w_1 \hookrightarrow_{\text{ty}} w_2$  from  $s_c$  to  $s_i$  if it is part of an allocation  $\llbracket v_1, v_2 \rrbracket$  that is lost during the generalization from the call abstraction  $s_{ca}$  to the entry state  $s_e$ . In other words,  $\llbracket v_1, v_2 \rrbracket$  must contain all addresses from  $w_1$  to  $w_1 + size(\text{ty}) - 1$  and  $removedAL(s_{ca}, s_e, \llbracket v_1, v_2 \rrbracket)$  holds. This is sound, since then the points-to atom  $w_1 \hookrightarrow_{\text{ty}} w_2$  cannot have been modified during the summarized function execution. The reason is that our symbolic execution rules can only access or modify the content of an address if the address is known to be in an allocated part of the memory (otherwise, one would violate memory safety).

Note that it would also be possible to add those *PT* entries from  $s_c$  to the intersection that are part of an allocation that is not removed during the generalization

to  $s_e$ , provided that it is not modified during the execution summarized by the intersection edge. We have implemented this improvement in AProVE by augmenting allocations with an additional flag that indicates whether or not an allocation has been modified. But to ease readability, we did not include it in the formalization of this paper.

### 3.2.3 Definition of State Intersections

To sum up, the state intersection is defined as follows for a call state  $s_c$  and a corresponding return state  $s_r$ .

**Definition 8 (State Intersection)** Let  $s_c = (FR_1^c \cdot \widetilde{CS}^c, KB^c, AL^c, PT^c, VI^c)$  be a call state and  $s_r = ([p_1^r, LV_1^r, AL_1^r], KB^r, AL^r, PT^r, VI^r)$  be a return state of the same function. Let  $s_{ca}$  be the call abstraction of  $s_c$  and let  $s_e$  be an entry state that is a generalization of  $s_{ca}$ . Let  $\mu : \mathcal{V}_{sym}(s_e) \rightarrow \mathcal{V}_{sym}(s_c)$  be the instantiation used for the generalization and let  $\delta : \mathcal{V}_{sym}(s_r) \rightarrow \mathcal{V}_{sym}$  be a function that maps all symbolic variables of  $s_r$  to pairwise different fresh ones. A state  $s_i$  is an *intersection* of  $s_c$  and  $s_r$  iff it has the form  $((p_1^i, \delta(LV_1^r), \emptyset) \cdot \widetilde{CS}^c, KB^i, AL^i, PT^i, VI^i)$ , where we have:

$$\begin{aligned}
KB^i &= \delta(KB^r) \cup KB^c \cup \{\mu(v) = \delta(w) \mid v \rightsquigarrow w \in VI^r\} \\
AL^i &= \delta(AL^r) \cup \{\llbracket v_1, v_2 \rrbracket \in AL^c \mid removedAL(s_{ca}, s_e, \llbracket v_1, v_2 \rrbracket)\} \\
PT^i &= \delta(PT^r) \\
&\cup \{(w_1 \xrightarrow{\text{ty}} w_2) \in PT^c \mid removedAL(s_{ca}, s_e, \llbracket v_1, v_2 \rrbracket)\} \text{ holds for some} \\
&\quad \llbracket v_1, v_2 \rrbracket \in AL^c \text{ where } \models \langle s_c \rangle \Rightarrow v_1 \leq w_1 \wedge w_1 + size(\text{ty}) - 1 \leq v_2\} \\
VI^i &= \{v \rightsquigarrow w \mid v \rightsquigarrow w \in VI^c \wedge w \in \mathcal{V}_{sym}(s^i)\} \\
&\cup \{v \rightsquigarrow \bar{w} \mid v \rightsquigarrow w \in VI^c \wedge \models \langle s^i \rangle \Rightarrow w = \bar{w}\}
\end{aligned}$$

So the variable identities  $VI^i$  are built in the same way as for other symbolic execution rules.

In our example, when creating the intersected state  $I$  from the call state  $G$  and the return state  $D$ , we have  $AL^D = \emptyset$  and  $PT^D = \emptyset$ . The information from  $AL^G = \{\llbracket v_p, v_p \rrbracket\}$  and  $PT^G = \{v_p \xrightarrow{\text{is}} v_{\text{dec}}\}$  is not taken over to  $I$ , since  $\llbracket v_p, v_p \rrbracket$  is not removed during the generalization from  $H$  to  $A$ , i.e.,  $removedAL(H, A, \llbracket v_p, v_p \rrbracket)$  does not hold.

Afterwards, applying the symbolic execution rule for the `ret` instruction yields the state  $J$ . Here, the value  $v_{\text{rrec}}$  of the program variable `rrec` is equal to the result  $w_{\text{pval}}$  of `f`'s recursive call. Note that  $J$  is another return state. Thus, one now has to construct the intersection of the call state  $G$  and  $J$ . This yields another intersected state  $I'$  shown in Fig. 4. In  $I'$ , we transformed all information taken from  $J$  by a renaming  $\delta^{I'}$  that replaces all symbolic variables  $v_x$  by  $u_x$  and  $w_x$  by  $\bar{u}_x$ .  $KB^{I'}$  also contains the equalities  $v_{\text{dec}} = u_{\text{pval}}$  (as  $v_{*p} \rightsquigarrow v_{\text{pval}} \in VI^J$ ,  $\mu^H(v_{*p}) = v_{\text{dec}}$ , and  $\delta^{I'}(v_{\text{pval}}) = u_{\text{pval}}$ ) and  $\bar{v}_p = u_p$  (as  $v_p \rightsquigarrow v_p \in VI^J$ ,  $\mu^H(v_p) = \bar{v}_p$ , and  $\delta^{I'}(v_p) = u_p$ ).

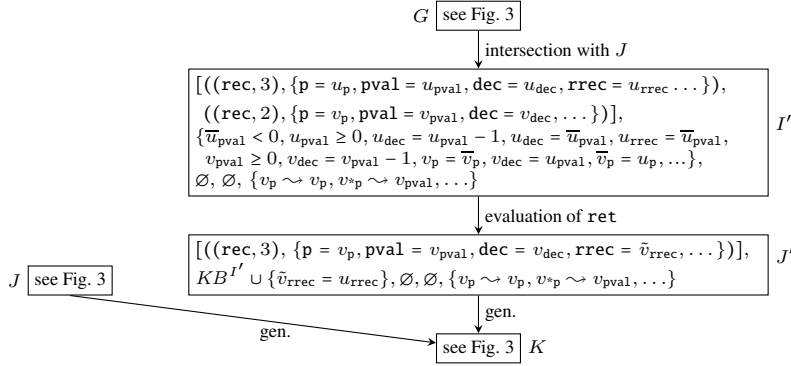


Fig. 4: Intermediate states during analysis of  $f$

By symbolically evaluating the `ret` instruction in the topmost stack frame of  $I'$ , one obtains the state  $J'$ . Now the value  $\tilde{v}_{\text{rrec}}$  of the program variable `rrec` is equal to the result  $u_{\text{rrec}}$  of  $f$ 's recursive call.

In state  $J$ , we had  $\models KB^J \Rightarrow v_{\text{pval}} \geq 0 \wedge v_{\text{pval}} - 1 = u_{\text{pval}} < 0$ , which can be simplified to  $\models KB^J \Rightarrow v_{\text{pval}} = 0$ . Analogously, in  $J'$ , we have  $\models KB^{J'} \Rightarrow u_{\text{pval}} \geq 0 \wedge u_{\text{pval}} - 1 = \overline{u}_{\text{pval}} < 0$ , which implies  $\models KB^{J'} \Rightarrow u_{\text{pval}} = 0$ . Moreover, we obtain  $\models KB^{J'} \Rightarrow v_{\text{pval}} - 1 = v_{\text{dec}} = u_{\text{pval}}$ . The latter equality holds due to the entry  $v_{*p} \rightsquigarrow v_{\text{pval}}$  in  $VI^J$ , which allowed us to add  $v_{\text{dec}} = u_{\text{pval}}$  to  $KB^{J'}$ . Together, this implies  $\models KB^{J'} \Rightarrow v_{\text{pval}} = 1$ . Intuitively, this reflects the fact that in  $J$ , the original value at the pointer `p` was 0, whereas in  $J'$  the original value was 1.

### 3.3 Complete Symbolic Execution Graphs

Note that the single stack frames of both  $J$  and  $J'$  are at the same program position and their  $LV$ -functions have the same domain. To obtain a finite symbolic execution graph, we *merge* the return states  $J$  and  $J'$  to a single generalized return state. More precisely, we merge each pair of return states  $s_r$  and  $\overline{s}_r$  if they are at the same program position of a recursive function (or a function in a group of mutually recursive functions), if the domains of their  $LV$ -functions are identical, and if there exists an entry state  $s_e$  that has an execution path to both  $s_r$  and  $\overline{s}_r$ . If the latter condition is not satisfied, then merging does not have any advantages, since both return states are part of independent analyses of the same function.

We presented a heuristic for merging states in [22] that is used for such similar return states if there is not yet a more general state in the SEG that one could draw a generalization edge to. For two states  $s$  and  $\overline{s}$ , our merging heuristic generates a new state  $g$  which is a generalization of both  $s$  and  $\overline{s}$ . This heuristic can be used here

to obtain the state  $K$ , where the heuristic introduces fresh symbolic variables  $m_x$ .<sup>9</sup> Of course, our merging heuristic from [22] now has to be extended to handle the set  $VI$  as well. If there are entries  $v_e \rightsquigarrow v_s \in VI^s$ ,  $v_e \rightsquigarrow v_{\bar{s}} \in VI^{\bar{s}}$ , and a  $v \in \mathcal{V}_{sym}(g)$  such that  $\mu^s(v) = v_s$  and  $\mu^{\bar{s}}(v) = v_{\bar{s}}$  (where  $\mu^s$  and  $\mu^{\bar{s}}$  are the instantiations for the generalizations from  $s$  to  $g$  and from  $\bar{s}$  to  $g$ , respectively), then  $VI^g$  contains  $v_e \rightsquigarrow v$ . For example, since we have  $v_p \rightsquigarrow v_p$  and  $v_{*p} \rightsquigarrow v_{pval}$  in both states  $J$  and  $J'$ , we add  $v_p \rightsquigarrow m_p$  and  $v_{*p} \rightsquigarrow m_{pval}$  to  $VI^K$ .

For return states like  $J$  that have outgoing generalization edges, we do not have to include any intersections in the graph. The reason is that it is enough to construct an intersection with the generalized return state  $K$ , since the resulting intersection is more general than an intersection with the more specific return state  $J$ . Thus, the states  $I'$  and  $J'$  can be removed from the graph provided that we construct an intersection of  $G$  with the generalized return state  $K$  instead.

The state  $K$  contains the knowledge  $m_{pval} \geq 0$  and  $m_{rrec} < 0$ . It represents all concrete states where the value at  $p$  was originally some non-negative number  $k$  and  $k + 1$  recursive invocations have finished. So while the return state  $D$  corresponds to runs of  $f$  that directly end in  $f$ 's non-recursive case, the return state  $K$  corresponds to runs of  $f$  with at least one recursive call. The return state  $K$  has to be intersected with the call state  $G$ , yielding state  $L$ . Here, we used a renaming  $\delta^L$  with  $\delta^L(m_p) = z_p$ ,  $\delta^L(m_{pval}) = z_{pval}$ , etc. Since  $v_{*p} \rightsquigarrow m_{pval} \in VI^K$  and  $v_p \rightsquigarrow m_p \in VI^K$ , we have  $v_{dec} = z_{pval} \in KB^L$  (since  $\mu^H(v_{*p}) = v_{dec}$  and  $\delta^L(m_{pval}) = z_{pval}$ ) and  $\bar{v}_p = z_p \in KB^L$  (since  $\mu^H(v_p) = \bar{v}_p$  and  $\delta^L(m_p) = z_p$ ). Evaluating the return instruction in  $L$  leads to its successor  $M$ , which  $K$  is a generalization of.

This concludes the analysis of the function  $f$ , as its SEG in Fig. 3 is *complete*:

**Definition 9 (Complete SEG)** A symbolic execution graph is *weakly complete* iff

1. For all of its leaves  $s$  we either have  $s = ERR$ ,  $\langle s \rangle$  is unsatisfiable, or  $s$  has only one stack frame which is at a ret instruction.
2. Each call state of some function  $func$  has exactly one call abstraction which in turn has an outgoing generalization edge to an entry state of  $func$ .
3. For all pairs of return states  $s_r$  and call states  $s_c$  of some function  $func$ , the following holds: If  $s_r$  has no outgoing generalization edge and the entry state of  $func$  following  $s_c$  has an execution path to  $s_r$ , then there is an intersection edge from  $s_c$  to the intersection of  $s_c$  and  $s_r$ .

A symbolic execution graph is *complete* iff it is weakly complete and does not contain *ERR*.

---

<sup>9</sup> The heuristic's general idea for merging two states  $s$  and  $\bar{s}$  to a more general state  $g$  is to first extend  $\langle s \rangle$  to  $\langle\langle s \rangle\rangle$ , which contains additional constraints implied by  $\langle s \rangle$ . Then, those formulas of  $\langle\langle s \rangle\rangle$  that are also implied by  $\langle\bar{s}\rangle$  are added to  $KB^g$  (where one of course has to take the renaming of the variables into account). To yield the state  $K$ , the definition of  $\langle\langle s \rangle\rangle$  from [22] has to be extended as follows: For expressions  $t_1 < t_2 \in \langle\langle s \rangle\rangle$  where  $\langle\langle s \rangle\rangle$  also contains an inequality with a term  $t_3$  such that  $\models \langle s \rangle \Rightarrow t_3 = t_1$ , we add  $t_3 < t_2$  to  $\langle\langle s \rangle\rangle$ . We proceed analogously for similar cases (e.g., where  $t_2 < t_1 \in \langle\langle s \rangle\rangle$ ). So in our example, since both  $w_{pval} < 0$  and  $v_{rrec} = w_{pval}$  are contained in  $KB^J \subseteq \langle\langle J \rangle\rangle$ , we have  $v_{rrec} < 0$  in  $\langle\langle J \rangle\rangle$ . For that reason,  $m_{rrec} < 0$  is contained in the generalized state  $K$ .

Note that we do not create intersections with return states that have been generalized to a more general one. Moreover, we only require intersections of call and return states if the entry state following the call state has an execution path to the return state. If this is not case, then the return state belongs to a different, independent analysis of the same function, starting from a different entry state. Thus, we do not only avoid merging of return states from independent analyses of the same function, but we also do not create intersections between call and return states from such independent analyses.

In [22], we proved the correctness of our symbolic execution w.r.t. the formal definition of the LLVM semantics from the Vellvm project [23]. Similar to [22, Thm. 10], we now show that every LLVM evaluation of concrete states can be simulated by symbolic execution of abstract states. Let  $\rightarrow_{\text{LLVM}}$  denote LLVM's evaluation relation on concrete states, i.e.,  $c \rightarrow_{\text{LLVM}} \bar{c}$  holds iff  $c$  evaluates to  $\bar{c}$  by executing one LLVM instruction. Similarly,  $c \rightarrow_{\text{LLVM}} \text{ERR}$  means that the evaluation step performs an operation that may lead to undefined behavior. An LLVM program is *memory safe* for  $c \neq \text{ERR}$  iff there is no evaluation  $c \rightarrow_{\text{LLVM}}^+ \text{ERR}$ , where  $\rightarrow_{\text{LLVM}}^+$  is the transitive closure of  $\rightarrow_{\text{LLVM}}$ . The following theorem states that for each computation of concrete states there is a corresponding path in the SEG whose abstract states represent the concrete states of the computation.

**Theorem 10 (Soundness of the Symbolic Execution Graph)** *Let  $\pi = c_0 \rightarrow_{\text{LLVM}} c_1 \rightarrow_{\text{LLVM}} c_2 \rightarrow_{\text{LLVM}} \dots$  be a (finite resp. infinite) LLVM evaluation of concrete states such that  $c_0$  is represented by some state  $s_0$  in a weakly complete SEG  $\mathcal{G}$ . Then there exists a (finite resp. infinite) sequence of states  $s_0, s_1, s_2, \dots$  where  $\mathcal{G}$  has an edge from  $s_{j-1}$  to  $s_j$  if  $j > 0$ , and there exist  $0 = i_0 \leq i_1 \leq \dots$  with  $c_{i_j} \in^w s_j$  for all  $j \geq 0$ . Moreover, if  $\pi$  is infinite then the corresponding sequence of abstract states in  $\mathcal{G}$  is infinite as well. In contrast, if  $\pi$  is finite and ends at some concrete state  $c$ , then the sequence of states in  $\mathcal{G}$  ends at some state  $s$  with  $c \in^w s$ .*

The proof relies on the fact that our symbolic execution rules correspond to the actual execution of LLVM when they are applied to concrete states. Moreover, terminating executions of function calls can be simulated using intersection edges (for that reason, some subsequences of concrete states can be “skipped” (i.e., not represented by abstract states) in Thm. 10) and non-terminating function calls can be simulated by following a call abstraction edge to the entry state of the called function and by continuing the execution from there.

Note that a complete SEG does not contain *ERR*. Hence, the program is memory safe for all concrete states represented in the SEG.

**Corollary 11 (Memory Safety of LLVM Programs)** *Let  $\mathcal{P}$  be a program with a complete symbolic execution graph  $\mathcal{G}$ . Then  $\mathcal{P}$  is memory safe for all states represented by  $\mathcal{G}$ .*

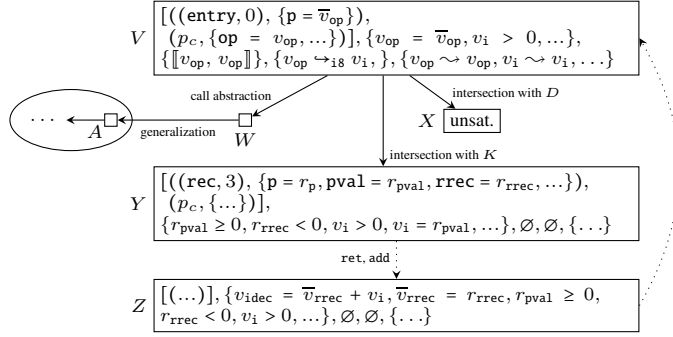


Fig. 5: SEG for main (extract)

### 3.4 Modular Re-Use of Symbolic Execution Graphs

In [22], whenever an LLVM function `g` calls an auxiliary function `f`, then during the construction of `g`'s symbolic execution graph, one obtained a new abstract state whose topmost stack frame is at the start of the function `f`. To evaluate this state further, now one had to execute `f` symbolically and only after the end of `f`'s execution, one could remove the topmost stack frame and continue the further execution of `g`. So even one had analyzed termination of `f` before, one could not re-use its symbolic execution graph, but one had to perform a new symbolic execution of `f` whenever it is called. This missing modularity had severe drawbacks for the performance of the approach and moreover, it prevented the analysis of functions with recursive calls.

In Sect. 3.1-3.3, we showed how to abstract from the call stack by using call abstractions and intersections. This does not only allow us to analyze recursive functions, but it also allows us to re-use previously computed symbolic execution graphs of auxiliary functions. Thus, it is the key for the modularization of our approach.

To illustrate this, we now show how the previously computed symbolic execution graph of `f` from Fig. 3 can be re-used in a modular way to analyze functions like `main` which call `f`, see Sect. 2. We assume that `main`'s call of `f` is at program position  $p_c$  inside of `main`'s `while`-loop, yielding a call state  $V$ . Its call abstraction  $W$  has a generalization edge to  $A$ , the entry state of `f`.

Intersecting the call state  $V$  with the return state  $D$  of `f` yields a state  $X$ , whose corresponding state formula  $\langle X \rangle$  is unsatisfiable. The reason is that in  $KB^X$  we have  $v_i > 0$  (from  $V$ ),  $\delta^X(v_{pval}) < 0$  (from  $D$ , where a renaming  $\delta^X$  is applied) and  $v_i = \delta^X(v_{pval})$  (since  $v_{*p} \rightsquigarrow v_{pval} \in VI^D$  and  $v_i$  is identified with  $v_{*p}$  in the generalization from  $W$  to  $A$ ). Intuitively, the unsatisfiability of  $\langle X \rangle$  is due to the fact that when `f` is called from `main`, the value at `p` in `f` cannot be negative due to the condition of `main`'s `while`-loop and thus, it cannot immediately trigger the base case of `f`.

The intersection of the call state  $V$  with the return state  $K$  of  $\mathbf{f}$  yields the state  $Y$ . Here, we again have  $v_i > 0$  (from  $V$ ), but now we also obtain  $r_{\text{pval}} \geq 0$  (from  $K$ , where  $m_{\text{pval}}$  is renamed to  $r_{\text{pval}}$ , i.e.,  $\delta^Y(m_{\text{pval}}) = r_{\text{pval}}$ ). Moreover, since  $v_{*p} \rightsquigarrow m_{\text{pval}} \in VI^K$ , in the intersection  $Y$  we have an equality between  $\mu^W(v_{*p})$  and  $\delta^Y(m_{\text{pval}})$ , where  $\mu^W(v_{*p})$  is  $v_i$  and  $\delta^Y(m_{\text{pval}})$  is  $r_{\text{pval}}$ . Again, in the intersection we have  $AL^Y = PT^Y = \emptyset$ , since  $AL^K = PT^K = \emptyset$  and the only allocation in  $V$  is not removed in the generalization step from  $W$  to  $A$ . Further evaluation of  $Y$  yields a state  $Z$ . Here,  $v_{\text{idec}}$  is the sum of  $\mathbf{f}$ 's return value  $\bar{v}_{\text{rrec}}$  and the previous value  $v_i$ . There is a path from  $Z$  back to  $V$  and by  $(r_{\text{rrec}} < 0) \in KB^Y$  (resulting from the return state  $K$ ), this indicates that  $\mathbf{i}$  is decremented in the loop.

## 4 From SEGs to ITSSs

Once we have a complete symbolic execution graph for the program under consideration, we extract *integer transition systems* (ITSSs) from its maximal cycles (i.e., from its *strongly connected components* (SCCs)<sup>10</sup>) and apply existing techniques to prove their termination. An ITS is a graph whose nodes are abstract states and whose edges are *transitions*. A transition is labeled with conditions that are required for its application. We use the set  $\mathcal{V}_{\text{sym}}$  to denote symbolic variables before applying a transition, and we let the set  $\mathcal{V}'_{\text{sym}} = \{v' \mid v \in \mathcal{V}_{\text{sym}}\}$  denote the values of symbolic variables after the application of the transition. Note that in our SEGs, for all edge types except generalization edges, the same variable occurring in two consecutive states denotes the same value. Hence, in the ITSSs resulting from SEGs,  $v' = v$  holds for all transitions except those that are obtained from generalization edges.

We use the same translation of symbolic execution graphs into ITSSs that was presented in [22], since all new edge types introduced in this paper can be translated in the same way as evaluation edges: A non-generalization edge from  $s$  to  $\bar{s}$  in the SEG is transformed into a transition with the condition  $v' = v$  for all variables  $v \in \mathcal{V}_{\text{sym}}(s)$ . In contrast, a generalization edge from  $s$  to  $\bar{s}$  with the instantiation  $\mu$  is transformed into a transition with the condition  $v' = \mu(v)$  for all  $v \in \mathcal{V}_{\text{sym}}(\bar{s})$  to take the renaming of variables by  $\mu$  into account. Moreover, whenever a transition results from an edge from  $s$  to  $\bar{s}$ , we add  $\langle s \rangle$  to the condition of the transition.

The only cycle of the SEG of  $\mathbf{f}$  is from  $A$  to  $H$  back to  $A$  (see Fig. 3), which corresponds to the recursive call of  $\mathbf{f}$ . The generalization edge from  $H$  to  $A$  results in a condition  $v'_{*p} = v_{\text{dec}}$ , denoting that the value at the address  $p$  is decremented prior to each recursive call. Due to  $\models \langle E \rangle \Rightarrow v_{*p} \geq 0 \wedge v_{\text{dec}} = v_{*p} - 1$ , existing termination techniques easily show that the ITS corresponding to this cycle terminates. This implies termination for all LLVM states that are represented in the SEG of Fig. 3, i.e., this proves termination of the function  $\mathbf{f}$ .

<sup>10</sup> Here,  $\mathcal{G}$  is considered to be an SCC if it is a maximal subgraph such that for all nodes  $A, A'$  in  $\mathcal{G}$ ,  $\mathcal{G}$  contains a non-empty path from  $A$  to  $A'$ . So in contrast to the standard definition of SCCs, we also require that there must be a non-empty path from every node to itself.



Our new modular approach does not only allow us to re-use the SEGs for auxiliary functions like  $f$  when they are called by other functions like  $\text{main}$ , but we also benefit from this modularity when extracting ITSs from the SCCs of the symbolic execution graph. In the SEG for  $\text{main}$ , we have a path from the call state  $V$  to the SEG of  $f$ , but there is no path back from  $f$ 's SEG to  $\text{main}$ 's SEG (see Fig. 5). Hence, the SCCs of  $\text{main}$ 's graph do not contain any part of  $f$ 's graph.<sup>11</sup>

Consequently, the resulting ITS for  $\text{main}$  does not contain any rules of the ITS for  $f$ , but just a rule that corresponds to the intersection edge from  $V$  to  $Y$ . This rule summarizes how  $KB$ ,  $AL$ , and  $PT$  are affected by executing  $f$ .

Hence, if one has shown termination of  $f$  before, then to prove termination of  $\text{main}$ , one just has to consider the only cycle of  $\text{main}$ 's SEG (from  $V$  over  $Y$  to  $Z$  and back). On the path from  $Z$  back to  $V$  there is a generalization edge with an instantiation  $\tilde{\mu}$  such that  $\tilde{\mu}(v_i) = v_{\text{idec}}$  (i.e., the corresponding transition in the ITS has the conditions  $v'_i = v_{\text{idec}}$  and  $\langle Z \rangle$ ). Since we have  $\models \langle Z \rangle \Rightarrow v_{\text{idec}} < v_i \wedge v_i > 0$ , termination of the resulting ITS is again easy to show by standard termination techniques.

As in [22, Thm. 13], our construction ensures that termination of the resulting ITSs implies termination of the original program:

**Theorem 12 (Termination)** *Let  $\mathcal{P}$  be an LLVM program with a complete symbolic execution graph  $\mathcal{G}$  and let  $\mathcal{I}_1, \dots, \mathcal{I}_m$  be the ITSs resulting from the SCCs of  $\mathcal{G}$ . If all ITSs  $\mathcal{I}_1, \dots, \mathcal{I}_m$  terminate, then  $\mathcal{P}$  also terminates for all concrete states  $c$  that are represented by a state of  $\mathcal{G}$ .*

## 5 Implementation, Related Work, and Conclusion

We developed a technique for automated termination analysis of C (resp. LLVM) programs which models the memory in a byte-precise way. In this paper, we showed how our technique can be improved into a modular approach. In this way, every function is analyzed individually and its termination does not have to be re-proved anymore when it is called by another function. This improvement also allows us to extend our approach to the handling of recursive functions.

We implemented our approach in our tool AProVE [14]. In Sect. 5.1 we present implementation details which we developed in order to improve the analysis of large programs. After briefly describing the approaches of the other main tools for termination analysis of C programs at *SV-COMP* in Sect. 5.2, Sect. 5.3 gives an experimental comparison with AProVE based on the tools' performance at *SV-COMP* and discusses directions for future work.

<sup>11</sup> In contrast, in our previous technique for termination analysis of LLVM from [22], one would obtain an SCC which contains both the cycles of  $f$ 's and of  $\text{main}$ 's SEG and thus, the ITS corresponding to  $f$ 's SEG would have to be regarded again when proving termination of  $\text{main}$ .

## 5.1 Implementation Details

Our approach is especially suitable for programs where a precise modeling of the variable and memory contents are needed to prove termination. However, a downside of this high precision is that it often takes long to construct symbolic execution graphs, since AProVE cannot give any meaningful answer before this construction is finished. The more information we try to keep in the abstract states, the more time is needed in every symbolic execution step when inferring knowledge for the next state. This results in a larger runtime than that of many other tools for termination analysis. Before developing the improvements of the current paper, this used to result in many timeouts when analyzing large programs with many function calls, even if termination of the functions was not hard to prove once the graph was constructed. For every function call, an additional subgraph of the SEG was computed in the non-modular approach of [22]. This did not only prohibit the handling of recursive functions but also an efficient treatment of programs with several calls of the same function. For example, this is the reason why AProVE’s analysis failed on all programs from the *product-lines* set, which is a part of the benchmarks in the *Termination* category of *SV-COMP* since 2017. All terminating programs in this set consist of 2500-3800 lines of C code. The corresponding LLVM programs have 4800-7000 lines of code.

However, the novel approach of the current paper to analyze functions modularly is a big step towards scalability. Moreover, we developed several new heuristics to improve AProVE’s performance on large programs further. In this way, AProVE’s ability to analyze large programs has increased significantly from year to year, see Sect. 5.3.

In the following, we outline the most crucial heuristics that have been implemented in AProVE until *SV-COMP 2019* in order to improve the handling of large programs.

### Adapting the Strategy for Merging

In [22], we presented a strategy to decide when to merge abstract states. There, merging was used to ensure that programs with loops still yield a finite SEG. However, merging can also be seen as a means of reducing the complexity of symbolic execution. Merging two branches of the SEG and continuing symbolic execution from only the merged state onwards can reduce the remaining number of required abstract states significantly.

Since branching instructions lead to an exponential blowup of the state space, for programs with a particularly high number of such instructions, we use a more aggressive merging strategy. It weakens some conditions on when states can be merged and then forces merging of states that satisfy these weaker conditions. Thus, we trade precision of the analysis for performance, by trying to obtain SEGs with fewer states and fewer entries in their components.

When using the aggressive merging strategy, we change the conditions on when states can be merged as follows:

- Our original strategy for merging in [22] required that two states  $s$  and  $\bar{s}$  can only be merged if there is a path from  $s$  to  $\bar{s}$  in the symbolic execution graph. The reason was that the intention of merging is to *guess* during an infinite path how this path eventually evolves in such a way that we keep all knowledge that is valid along this path (e.g., in each iteration of a loop) but remove all knowledge that only holds for a segment of this path (e.g., in a single iteration). For states of different paths, we did not see an advantage of merging these states and possibly losing information that is crucial to prove termination for the individual paths. However, for excessively branching functions, we want to force merging of different branches of their subgraph, even if there is no path connecting the involved states. Therefore, for those functions we drop the requirement that there must always be a path between merged states.
- Normally, our merging heuristic requires merging candidates to have the same program variables in the  $LV$  functions of their corresponding stack frames. For example, this ensures that one does not merge states  $s$  and  $s_1$  whose program position is at the beginning of a loop, where  $s$  has not entered the loop yet whereas  $s_1$  has executed the first iteration of the loop. This is because usually,  $s_1$  contains extra program variables introduced in the body of the loop, and can therefore not be merged with  $s$ . Instead, we only merge  $s_1$  with a successor  $s_2$  that has iterated the loop body twice and has the same set of program variables. Indeed, it is preferable to merge only  $s_1$  and  $s_2$  rather than  $s$  and  $s_1$ , because this results in more information preserved in the resulting generalized state (and this information can be crucial in order to prove termination of the loop). However, if the program is very large, then for other states  $s$  and  $\bar{s}$  that are not connected by a path in the SEG, we lift the restriction that merging is only possible if the domains of the  $LV$  functions coincide. Instead, we then allow to merge abstract states with different program variables by intersecting their sets of program variables. Again, this may result in a loss of precision. So if there are variables which are only defined in  $s$ , but not in  $\bar{s}$  and thus, also not in the state resulting from merging  $s$  and  $\bar{s}$ , then the merged state might lack some knowledge about the connection of the values of the current program variables to the program variables at other positions. However, the change to this more liberal merging heuristic does not affect the applicability of our symbolic execution rules. In other words, it is still ensured that all program variables are defined that are needed to evaluate the remaining instructions of the program. The reason is that the compilation of C programs only results in *well-formed* LLVM programs, where it is guaranteed that in all possible executions, the instruction defining a variable dominates (i.e., precedes) any instruction using it. In particular, if there are different abstract states at the same program position in the SEG, then only those program variables can be accessed during subsequent executions that were defined on all incoming paths to this position.<sup>12</sup>

---

<sup>12</sup> The only LLVM instruction that may use variables that have not been defined on all paths to the current position is the `phi` instruction. However, in our symbolic execution, this instruction is

## Enforcing Unique Entry and Exit of Functions

In large programs, for each function `func`, we enforce that there is only a single SEG by merging all of its entry states to a unique one. Of course, this can mean that an auxiliary function `func` may have to be analyzed again if the entry state of its current SEG is not general enough to cover a new call of `func` in some other function. But the effect of enforcing a unique entry state for `func` is that the analysis becomes slightly more general each time, until we (hopefully) reach a version that is general enough for future uses. Although this prohibits specialized analyses for individual function calls in different contexts, this results in positive effects for symbolic execution of large programs since the components of the entry state contain fewer entries, which speeds up symbolic execution considerably.

In Sect. 3.3, we remarked that similar return states of recursive functions have to be merged to obtain a finite SEG, analogous to the merging of states involved in loops. For functions that are not recursive, this is not necessary. However, for large programs, we try to minimize the number of return states. For this purpose, we merge all return states at the same program position if their sets of defined program variables are identical. This reduces the number of pairs of call and return states for which we have to construct an intersection.

## Removal of Unreachable Information from States

To increase the performance of symbolic execution, we use additional heuristics to detect if certain information in a state is most likely unnecessary and could be removed.

To this end, we determine for each symbolic variable in an abstract state  $s$  whether it is *reachable*. A variable is reachable if it occurs in the range of any of the state's  $LV$  functions. If a reachable variable occurs as a bound of an entry from  $AL^*(s)$ , or in an entry from  $KB$ , all other variables in the same entry are marked as reachable, too. If the variable  $v_1$  of an entry  $(v_1 \leftrightarrow_{ty} v_2) \in PT$  is reachable and lies within an allocation with a reachable bound, then  $v_2$  becomes reachable, too. Based on this, we extend the notion of reachability from variables to atoms in abstract states. We call entries from  $KB$ ,  $AL^*(s)$ , and  $PT$  reachable if all their variables are reachable. Moreover, an entry  $v \rightsquigarrow w$  from  $VI$  is considered to be reachable if  $w$  is reachable.

To reduce the amount of information in the abstract states, we delete all unreachable entries from call abstraction states. This is useful, because many entries of the call abstraction may only have been relevant for the lower stack frames that are no longer present. Nevertheless, removing unreachable entries might lose information (e.g., if  $PT^s$  has the entries  $v \leftrightarrow w_1$  and  $v \leftrightarrow w_2$  where  $v$  is unreachable but  $w_1, w_2$  are reachable, then  $\langle s \rangle$  contains  $w_1 = w_2$ , whereas this information is lost when deleting these entries from  $PT^s$ ). Therefore, for all other states besides call abstrac-

---

evaluated in combination with branching instructions and is never the position of an abstract state in the SEG, see [22].

tions, we do not remove all unreachable entries, but we use a contrived heuristic that decides which of the unreachable entries to delete.

## 5.2 Related Work

The general approach of AProVE is closely related to abstract interpretation [8]. In contrast to many other abstract interpretation approaches, however, our abstract states may include arbitrary arithmetic terms (e.g., they can contain any arithmetic expression arising from the conditions in the program). Therefore, our symbolic execution starts with a rather precise abstraction, which is then coarsened during generalization steps and call abstraction steps. This can be seen as a fixpoint computation to generate an over-approximation of all possible program runs.

Our work is inspired by our earlier approach for modular termination analysis of recursive Java Bytecode programs [4]. However, since [4] handles Java, it cannot analyze memory safety, explicit allocation and deallocation of memory, and pointer arithmetic. Thus, the current paper shows how to adapt such an approach for modular symbolic execution of possibly recursive programs to a byte-precise modeling of the memory, as required for the analysis of languages like C or LLVM.

Moreover, there are several further differences between the current approach and the technique of [4] which also result in improved modularity. Recall that in the current paper, when analyzing termination of a function `main`, we connect call states like  $V$  (where `main` calls an auxiliary function  $f$ ) with intersection states like  $Y$  (which results from intersecting the call state  $V$  with the return state  $K$  of  $f$ ). Moreover, there are paths from the call states in `main`'s SEG to the SEG of  $f$ . However, there is no edge back from  $f$ 's SEG to the SEG of `main`. Hence, the SEG of  $f$  is not part of the cycles of `main`'s SEG.

As explained in Sect. 4, this means that if one has proved termination of the auxiliary function  $f$  before, then the ITSs for  $f$  do not have to be regarded anymore when proving termination of `main`. In contrast, this modularity is lacking in [4], because there, instead of edges from the call states in `main`'s SEG to the intersection states, there would be edges from the return states of the auxiliary function  $f$  to the intersection states in `main`'s SEG. (So in the graph of Fig. 5, instead of the edge from  $V$  to  $Y$ , there would be an edge from  $K$  to  $Y$ .) Hence, there the SEG of  $f$  would become part of cycles in the SEG of `main`, i.e., there would be one SCC that contains both the cycles of  $f$ 's and `main`'s SEG. Thus, the ITSs corresponding to  $f$ 's SEG would have to be regarded again when proving termination of `main`.

There exist many approaches and tools for proving and disproving termination of C programs, e.g., besides our own tool AProVE, the leading termination analysis tools at SV-COMP 2014-2020 were UltimateAutomizer [6], CPA-Seq (based on CPAchecker [2]), HIPTNT+ [20], SeaHorn [15], T2 [5], and 2LS [3]. In the following, we give a brief overview of other termination analysis approaches, in particular for handling modularity and recursion.

All of the tools mentioned above apply abstractions to reduce the state space when analyzing (non-)termination. While our approach is based on a symbolic execution of the program on abstract states, `UltimateAutomizer` uses an automata-based approach, whose key idea is to build Büchi automata that accept all non-terminating traces of the program. Then, an emptiness check either proves termination or yields an infinite trace that serves as a (potentially spurious) counterexample for termination. If spurious, a proof for its infeasibility is constructed using an inductive sequence of interpolants from the error trace. This proof is then generalized in order to exclude as many unfeasible traces as possible. For an interprocedural analysis, so-called nested word automata are used, which model the nesting of functions and use nested interpolants [16] to exclude spurious traces. In this way, `UltimateAutomizer` also handles recursion.

Counterexample-guided abstraction refinement is also used by `CPAchecker` but in a different setting. Here, an abstract reachability tree is constructed, which unfolds the control flow graph. The edges of the tree correspond to instructions of the program. The abstraction starts at a coarse level and is refined whenever a spurious counterexample is found. To re-use effects of functions that have already been analyzed before, `CPAchecker` uses block abstraction memoization, computing separate abstract reachability trees for individual function bodies, if they are called. Whenever the same function is called again, the function tree can be re-used if the function's locally relevant variables are the same in the context of the current abstract state. Similar to `UltimateAutomizer`, this approach has been extended to recursion using nested interpolation for recursive function calls [9]. While `AProVE`'s strength is the handling of programs whose termination depends on explicit heap operations, `CPAchecker` is particularly powerful for large programs.

`SeaHorn` incrementally synthesizes a ranking function candidate by asking a safety verifier for counterexamples to non-termination. As long as terminating executions are found that do not yet adhere to the candidate function, it is refined. Ultimately, the candidate is either validated as an actual ranking function or non-termination is implied. To treat functions modularly, `SeaHorn` constructs summaries for functions and re-uses computed information. To our knowledge, however, there is no support for recursive functions yet.

`HIPTNT+` analyzes termination of the underlying program on a per-method basis to obtain a modular analysis. Similar to our approach, `HIPTNT+` uses separation logic to express properties of the heap. Each method is annotated with a specification using predicates that is incrementally refined by case analyses. In this way, summaries of (non-)termination characteristics in the specification are derived and can be re-used every time a function is called within another function.

`T2` invokes an extended version of `llvm2kittel` [13] to translate C programs into ITSs. Then, termination of these ITSs is analyzed using techniques that are also implemented in `AProVE`'s back-end. While `AProVE` always tries to prove termination of *all* runs of an ITS, `T2` supports the termination analysis for ITSs where all runs begin with dedicated start terms. For that reason, `T2` can also prove non-termination of ITSs (and therefore, `AProVE` uses `T2` instead of its own ITS-back-end when trying to prove non-termination of C programs). On the other hand, `T2` does not model the

heap. Instead, it treats read accesses as loading non-deterministic values and simply ignores write accesses.

2LS focuses on non-recursive programs with several functions. It proves termination by an over-approximating forward analysis using templates over bitvectors to synthesize linear lexicographic ranking functions. In order to handle heap-allocated data structures, it uses a template domain for shape analysis. Interprocedural summarization enables a modular analysis of large programs that do not contain recursive functions.

### 5.3 Experimental Evaluation and Future Work

The focus of our approach is to analyze programs whose termination depends on relations between addresses and memory contents, where the analysis requires explicit low-level pointer arithmetic. AProVE’s successful participation at *SV-COMP* and at the *Termination Competition*<sup>13</sup> shows the applicability of our approach.

A command-line version of AProVE can be obtained from [1]. After installing all dependencies as described on this website, AProVE is invoked by the command

```
java -ea -jar approve.jar -m wst example.c
```

to prove termination of the program `example.c`. Alternatively, AProVE can be accessed via the web interface on the same website. To run one of the versions submitted to *SV-COMP*, the corresponding archive can be downloaded from the competition website. Here, many of the dependencies are already included in the archive. For example, for the version of 2019, only the Java Runtime Environment, the Clang compiler, and Mono [21] have to be installed.

In the following, we evaluate the power of the new contributions of the paper. To this end, we use the results that AProVE and the other tools achieved at *SV-COMP*.

Fig. 6a shows the number of programs where termination was proved for the three leading tools of the *Termination* category of *SV-COMP* in AProVE’s weakest subcategory *Termination-Other*, which was introduced in 2017. The bars in Fig. 6a indicate the total number of terminating programs. This subcategory mainly consists of large programs with significantly more function calls and branching instructions than there are in the programs in the remaining two subcategories. In particular, *Termination-Other* includes the *product-lines* set, which contains 263 terminating programs. In 2017, AProVE already performed well on smaller recursive programs, but this approach was not yet generalized and optimized to use a modular analysis for non-recursive functions. In the following two years, AProVE substantially reduced the relative gap to the other leading tools for these kinds of examples.

Fig. 6b shows the number of recursive programs in the remaining two subcategories of *SV-COMP* where termination was proved. Here, we give the numbers of successful proofs for the three leading tools of the *Termination* category per year. Again, the bars indicate the total number of terminating recursive programs. Note

---

<sup>13</sup> [http://www.termination-portal.org/wiki/Termination\\_Competition](http://www.termination-portal.org/wiki/Termination_Competition)

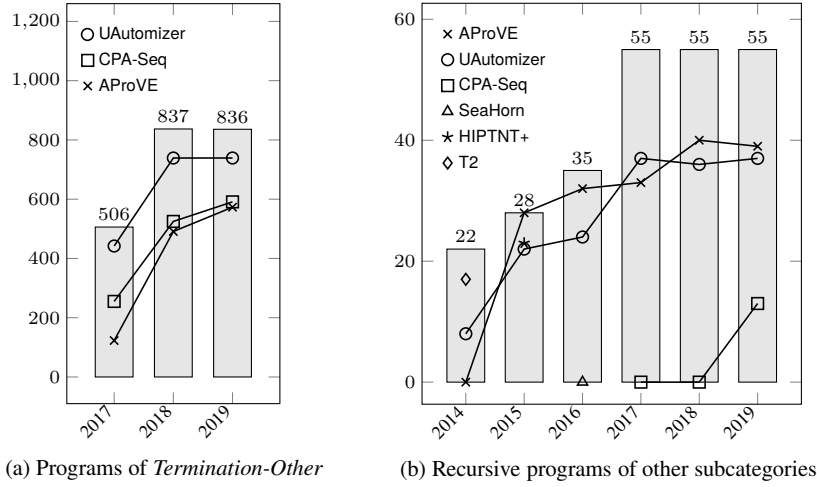


Fig. 6: Number of termination proofs for leading tools in *SV-COMP*

that for most of the years, the set of programs is a true superset of the set of programs of the previous year and the newly added programs tend to be harder to analyze. We see that first support to handle recursion was already very successfully implemented in the AProVE version of 2015. In the following years, this technique was further improved so that for most of the years, AProVE was able to prove termination for more of these programs than the other tools.

As mentioned, we could not submit AProVE to *SV-COMP* in 2020 and 2021 due to personal reasons, but we participated again in 2022. The three leading tools of the *Termination* category of *SV-COMP* 2020 were UAutomizer, CPA-Seq, and 2LS. However, UAutomizer and CPA-Seq did not find more termination proofs for the programs in Fig. 6a and Fig. 6b than in 2019. 2LS was able to prove termination for nearly as many programs as CPA-Seq in *Termination-Other*, but did not find any termination proofs for the recursive programs in other subcategories.

Note that if we include *non-terminating* recursive programs, UltimateAutomizer is able to give (non-)termination proofs for more recursive programs than AProVE. The reason is that although AProVE implements different approaches for disproving termination, its focus is still on proving termination. The approach of over-approximating all program runs using an abstraction that is suitable for analyzing large programs often does not allow for an equivalent graph transformation where non-termination of the resulting ITSs would imply non-termination of the original program.

Apart from improving AProVE’s capabilities for non-termination proofs, in future work we plan to extend our approach to handle recursive data structures. Here, the main challenge is to create heap invariants that reason about the shape of data structures and that abstract from their exact properties, but still contain sufficient knowledge about the memory contents needed for the termination proof. Similar to



the approach in the current paper, this will require methods to remove and to restore knowledge about allocations in the abstract states in order to validate memory safety. Furthermore, these tasks have to be combined with the handling of byte-precise pointer arithmetic.

## References

1. AProVE. <https://aprove.informatik.rwth-aachen.de/>.
2. D. Beyer and M. E. Keremoglu. CPAchecker: A tool for configurable software verification. In *Proc. CAV '11*, LNCS 6806, pages 184–190, 2011.
3. M. Brain, S. Joshi, D. Kroening, and P. Schrammel. Safety verification and refutation by  $k$ -invariants and  $k$ -induction. In *Proc. SAS '15*, LNCS 9291, pages 145–161, 2015.
4. M. Brockschmidt, C. Otto, and J. Giesl. Modular termination proofs of recursive Java Bytecode programs by term rewriting. In *Proc. RTA '11*, LIPIcs 10, pages 155–170, 2011.
5. M. Brockschmidt, B. Cook, S. Ishtiaq, H. Khlaaf, and N. Piterman. T2: Temporal property verification. In *Proc. TACAS '16*, LNCS 9636, pages 387–393, 2016.
6. Y.-F. Chen, M. Heizmann, O. Lengál, Y. Li, M.-H. Tsai, A. Turrini, and L. Zhang. Advanced automata-based algorithms for program termination checking. In *Proc. PLDI '18*, pages 135–150, 2018.
7. Clang. <https://clang.llvm.org/>.
8. P. Cousot and R. Cousot. Abstract interpretation: A unified lattice model for static analysis of programs by construction or approximation of fixpoints. In *Proc. POPL '77*, pages 238–252, 1977.
9. M. Dangl, S. Löwe, and P. Wendler. CPAchecker with support for recursive programs and floating-point arithmetic. In *Proc. TACAS '15*, LNCS 9035, pages 423–425, 2015.
10. L. de Moura and N. Bjørner. Z3: An efficient SMT solver. In *Proc. TACAS '08*, LNCS 4963, pages 337–340, 2008.
11. B. Dutertre and L. de Moura. The Yices SMT solver, 2006. Tool paper at <https://yices.csl.sri.com/papers/tool-paper.pdf>.
12. N. Eén and N. Sörensson. An extensible SAT-solver. In *Proc. SAT '03*, LNCS 2919, pages 502–518, 2003.
13. S. Falke, D. Kapur, and C. Sinz. Termination analysis of C programs using compiler intermediate languages. In *Proc. RTA '11*, LIPIcs 10, pages 41–50, 2011.
14. J. Giesl, C. Aschermann, M. Brockschmidt, F. Emmes, F. Frohn, C. Fuhs, C. Otto, M. Plücker, P. Schneider-Kamp, T. Ströder, S. Swiderski, and R. Thiemann. Analyzing program termination and complexity automatically with AProVE. *Journal of Automated Reasoning*, 58(1):3–31, 2017.
15. A. Gurfinkel, T. Kahsai, A. Komuravelli, and J. A. Navas. The SeaHorn verification framework. In *Proc. CAV '15*, LNCS 9206, pages 343–361, 2015.
16. M. Heizmann, J. Hoenicke, and A. Podelski. Nested interpolants. In *Proc. POPL '10*, pages 471–482, 2010.
17. J. Hensel, F. Emrich, F. Frohn, T. Ströder, and J. Giesl. AProVE: Proving and disproving termination of memory-manipulating C programs (competition contribution). In *Proc. TACAS '17*, LNCS 10206, pages 350–354, 2017.
18. J. Hensel, J. Giesl, F. Frohn, and T. Ströder. Termination and complexity analysis for programs with bitvector arithmetic by symbolic execution. *Journal of Logical and Algebraic Methods in Programming*, 97:105–130, 2018.
19. C. Lattner and V. S. Adve. LLVM: A compilation framework for lifelong program analysis & transformation. In *Proc. CGO '04*, pages 75–88, 2004.
20. T. C. Le, Q.-T. Ta, and W.-N. Chin. HipTNT+: A termination and non-termination analyzer by second-order abduction. In *Proc. TACAS '17*, LNCS 10206, pages 370–374, 2017.

21. Mono. <https://www.mono-project.com/>.
22. T. Ströder, J. Giesl, M. Brockschmidt, F. Frohn, C. Fuhs, J. Hensel, P. Schneider-Kamp, and C. Aschermann. Automatically proving termination and memory safety for programs with pointer arithmetic. *Journal of Automated Reasoning*, 58(1):33–65, 2017.
23. J. Zhao, S. Nagarakatte, M. M. K. Martin, and S. Zdancewic. Formalizing the LLVM IR for verified program transformations. In *Proc. POPL '12*, pages 427–440, 2012.

## A Separation Logic Semantics of Abstract States

In order to formalize which concrete states are represented by an abstract state  $s$ , we introduced a *separation logic* formula  $\langle s \rangle_{SL}$  in [22]. It extends  $\langle s \rangle$  by further information about the memory, in order to define which concrete states are represented by an (abstract) state.

First, we define the semantics of the fragment of separation logic used. In this fragment, first-order logic formulas are extended by “ $\leftrightarrow$ ” for information from  $PT$ . We employ the usual semantics of the “ $*$ ” operator, i.e.,  $\varphi_1 * \varphi_2$  means that  $\varphi_1$  and  $\varphi_2$  hold for different parts of the memory.

We use *interpretations*  $(as, mem)$  to determine the semantics of separation logic. Let  $\mathcal{V}_P^{fr} = \{\mathbf{x}_i \mid \mathbf{x} \in \mathcal{V}_P, i \in \mathbb{N}_{>0}\}$  be the set of all indexed program variables that we use to represent stack frames. The function  $as : \mathcal{V}_P^{fr} \rightarrow \mathbb{Z}$  assigns values to the program variables, augmented with a stack index. The function  $mem : \mathbb{N}_{>0} \rightarrow \{0, \dots, 2^8 - 1\}$  describes the memory contents at allocated addresses as unsigned bytes. In the following, we also consider possibly non-concrete instantiations  $\sigma : \mathcal{V}_{sym} \rightarrow \mathcal{T}(\mathcal{V}_{sym})$ , where  $\mathcal{T}(\mathcal{V}_{sym})$  are all arithmetic terms containing only variables from  $\mathcal{V}_{sym}$ .

**Definition 13 (Semantics of Separation Logic)** Let  $as : \mathcal{V}_P^{fr} \rightarrow \mathbb{Z}$ ,  $mem : \mathbb{N}_{>0} \rightarrow \{0, \dots, 2^8 - 1\}$ , and let  $\varphi$  be a formula. Let  $as(\varphi)$  result from replacing all  $\mathbf{x}_i$  in  $\varphi$  by the value  $as(\mathbf{x}_i)$ . Note that by construction, local variables  $\mathbf{x}_i$  are never quantified in our formulas. Then we define  $(as, mem) \models \varphi$  iff  $mem \models as(\varphi)$ .

We now define  $mem \models \psi$  for formulas  $\psi$  that may contain symbolic variables from  $\mathcal{V}_{sym}$ . As usual, all free variables  $v_1, \dots, v_n$  in  $\psi$  are implicitly universally quantified, i.e.,  $mem \models \psi$  iff  $mem \models \forall v_1, \dots, v_n. \psi$ .

The semantics of arithmetic operations and predicates as well as of first-order connectives and quantifiers are as usual. In particular, we define  $mem \models \forall v. \psi$  iff  $mem \models \sigma(\psi)$  holds for all instantiations  $\sigma$  where  $\sigma(v) \in \mathbb{Z}$  and  $\sigma(w) = w$  for all  $w \in \mathcal{V}_{sym} \setminus \{v\}$ .

The semantics of  $\leftrightarrow$  and  $*$  for variable-free formulas are as follows: For  $n_1, n_2 \in \mathbb{Z}$ , let  $mem \models n_1 \leftrightarrow n_2$  hold iff  $mem(n_1) = n_2$ .<sup>14</sup>

The semantics of  $*$  is defined as usual in separation logic: For two partial functions  $mem_1, mem_2 : \mathbb{N}_{>0} \rightarrow \mathbb{Z}$ , we write  $mem_1 \perp mem_2$  to indicate that the domains of

<sup>14</sup> We use “ $\leftrightarrow$ ” instead of “ $\mapsto$ ” in separation logic, since  $mem \models n_1 \mapsto n_2$  would imply that  $mem(n)$  is undefined for all  $n \neq n_1$ . This would be inconvenient in our formalization, since  $PT$  usually only contains information about a *part* of the allocated memory.

$mem_1$  and  $mem_2$  are disjoint. If  $mem_1 \perp mem_2$ , then  $mem_1 \uplus mem_2$  denotes the union of  $mem_1$  and  $mem_2$ . Now  $mem \models \varphi_1 * \varphi_2$  holds iff there exist  $mem_1 \perp mem_2$  such that  $mem = mem_1 \uplus mem_2$  where  $mem_1 \models \varphi_1$  and  $mem_2 \models \varphi_2$ . We define the empty separating conjunction to be *true*, i.e.,  $\star_{\varphi \in AL} \langle \varphi \rangle_{SL} = true$  if  $AL = \emptyset$ .

We now define the formula  $\langle s \rangle_{SL}$  for a state  $s$ . In  $\langle s \rangle_{SL}$ , the elements of  $AL$  are combined with the *separating conjunction* “ $\star$ ” to express that different allocated memory blocks are disjoint. In contrast, the elements of  $PT$  are combined by the ordinary conjunction “ $\wedge$ ”. This is due to the fact that  $PT$  may contain entries  $v_1 \hookrightarrow_{ty_1} v_2, w_1 \hookrightarrow_{ty_2} w_2$  referring to overlapping parts of the memory. Similarly, we also combine the two formulas resulting from  $AL$  and  $PT$  by “ $\wedge$ ”, as both express different properties of the same addresses. Recall that we identify *sets* of first-order formulas  $\{\varphi_1, \dots, \varphi_n\}$  with their conjunction  $\varphi_1 \wedge \dots \wedge \varphi_n$  and  $CS$  with the set resp. with the conjunction of the equations  $\bigcup_{1 \leq i \leq n} \{x_i = LV_i(\mathbf{x}) \mid \mathbf{x} \in \mathcal{V}_P, LV_i(\mathbf{x}) \text{ is defined}\}$ . As in Sect. 3, for any type  $ty$ ,  $size(ty)$  denotes the size of  $ty$  in bytes.

**Definition 14 (SL Formulas for States)** For  $v_1, v_2 \in \mathcal{V}_{sym}$ , let  $\langle [v_1, v_2] \rangle_{SL} = (\forall x. \exists y. (v_1 \leq x \leq v_2) \Rightarrow (x \hookrightarrow y))$ . In order to reflect the two’s complement representation, for any LLVM type  $ty$  we define  $\langle v_1 \hookrightarrow_{ty} v_2 \rangle_{SL} =$

$$\langle v_1 \hookrightarrow_{size(ty)} v_3 \rangle_{SL} \wedge (v_2 \geq 0 \Rightarrow v_3 = v_2) \wedge (v_2 < 0 \Rightarrow v_3 = v_2 + 2^{8 \cdot size(ty)}),$$

where  $v_3 \in \mathcal{V}_{sym}$  is fresh. We assume a little-endian data layout (where least significant bytes are stored in the lowest address). Hence, we let  $\langle v_1 \hookrightarrow_0 v_3 \rangle_{SL} = true$  and  $\langle v_1 \hookrightarrow_{n+1} v_3 \rangle_{SL} = (v_1 \hookrightarrow (v_3 \bmod 2^8)) \wedge \langle (v_1 + 1) \hookrightarrow_n (v_3 \text{ div } 2^8) \rangle_{SL}$ .

A state  $s = (CS, KB, AL, PT)$  is then represented in separation logic by

$$\langle s \rangle_{SL} = \langle s \rangle \wedge CS \wedge (\star_{\varphi \in AL^*(s)} \langle \varphi \rangle_{SL}) \wedge (\bigwedge_{\varphi \in PT} \langle \varphi \rangle_{SL}).$$

For any abstract state  $s$  we have  $\models \langle s \rangle_{SL} \Rightarrow \langle s \rangle$ , i.e.,  $\langle s \rangle$  is a weakened version of  $\langle s \rangle_{SL}$ . As mentioned, we use  $\langle s \rangle$  for the construction of the symbolic execution graph, enabling standard first-order SMT solving to be used for all reasoning required in this construction. The separation logic formula  $\langle s \rangle_{SL}$  is only needed to define when a concrete state  $c$  is *represented* by an abstract state  $s$ . As stated in Def. 4 this is the case if  $(as^c, mem^c)$  is a model of  $\sigma(\langle s \rangle_{SL})$  and for each allocation of  $s$  there exists a corresponding allocation in  $c$  of the same size. Here, from every concrete state  $c$  one can extract an interpretation  $(as^c, mem^c)$  as follows.

**Definition 15 (Interpretations  $as^c, mem^c$ )** Let  $c \neq ERR$  be a concrete state. For every  $\mathbf{x}_i \in \mathcal{V}_P^{fr}$  where  $\mathbf{x} \in domain(LV_i^c)$ , let  $as^c(\mathbf{x}_i) = n$  for the number  $n \in \mathbb{Z}$  with  $\models \langle c \rangle \Rightarrow LV_i^c(\mathbf{x}) = n$ .

For  $n \in \mathbb{N}_{>0}$ , the function  $mem^c(n)$  is defined iff there exists a  $(w_1 \hookrightarrow_{i8} w_2) \in PT^c$  such that  $\models \langle c \rangle \Rightarrow w_1 = n$ . Let  $\models \langle c \rangle \Rightarrow w_2 = k$  for  $k \in [-2^7, 2^7 - 1]$ . Then we have  $mem^c(n) = k$  if  $k \geq 0$  and  $mem^c(n) = k + 2^8$  if  $k < 0$ .

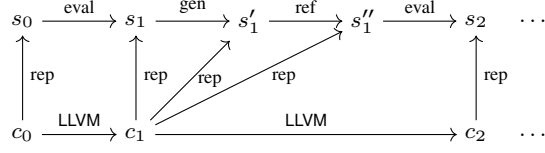


Fig. 7: Relation between evaluation in LLVM and paths in the SEG in [22]

## B Proofs

This appendix contains all proofs for the results of the paper.

**Theorem 10 (Soundness of the Symbolic Execution Graph)** *Let  $\pi = c_0 \rightarrow_{\text{LLVM}} c_1 \rightarrow_{\text{LLVM}} c_2 \rightarrow_{\text{LLVM}} \dots$  be a (finite resp. infinite) LLVM evaluation of concrete states such that  $c_0$  is represented by some state  $s_0$  in a weakly complete SEG  $\mathcal{G}$ . Then there exists a (finite resp. infinite) sequence of states  $s_0, s_1, s_2, \dots$  where  $\mathcal{G}$  has an edge from  $s_{j-1}$  to  $s_j$  if  $j > 0$ , and there exist  $0 = i_0 \leq i_1 \leq \dots$  with  $c_{i_j} \in^w s_j$  for all  $j \geq 0$ . Moreover, if  $\pi$  is infinite then the corresponding sequence of abstract states in  $\mathcal{G}$  is infinite as well. In contrast, if  $\pi$  is finite and ends at some concrete state  $c$ , then the sequence of states in  $\mathcal{G}$  ends at some state  $s$  with  $c \in^w s$ .*

**Proof** The corresponding theorem in [22] did not reason about paths but about single concrete evaluation steps. It stated that for a concrete state  $c$  that is represented by an abstract state  $s$  in  $\mathcal{G}$ ,  $c \rightarrow_{\text{LLVM}} \bar{c}$  implies that there is a path from  $s$  to an abstract state  $\bar{s}$  in  $\mathcal{G}$  such that  $\bar{c}$  is represented by  $\bar{s}$ . Intuitively, each concrete evaluation step is simulated by an evaluation edge during symbolic execution, while generalization and refinement edges do not correspond to a concrete evaluation step. Therefore, we argued that if  $s$  has an outgoing evaluation edge, then its direct successor  $\bar{s}$  represents  $\bar{c}$ . In contrast, if  $s$  has an outgoing generalization edge, then the generalized state also represents  $c$ , and if  $s$  has outgoing refinement edges, then one of the direct successors of  $s$  represents  $c$ . In the latter case, the next step in the graph is an evaluation which yields a state  $\bar{s}$  that represents  $\bar{c}$ . In case of a generalization, there may be a refinement step before  $\bar{s}$  is computed by evaluating an instruction. This is illustrated in Fig. 7.

In the present paper, soundness of the evaluation rules, the generalization rule, and the refinement rule follows from the proof in [22]. There are only two modifications that we have to consider. First, we have the new state component  $VI$ . However, this component does not have any impact on the formula representation of states or on the representation relation, and therefore it does not change the proof. Second, we have the notion of *weak* representation in our new approach and thus, also in Thm. 10. However, it is easy to see that this does not affect the proof:

- For all evaluation rules except the `call` and the `ret` instruction, symbolic execution is only affected by the lower stack frames due to the allocations of those frames and the corresponding entries in  $PT$ . However, *which* frame an allocation belongs to has no effect on the symbolic execution. Furthermore, for

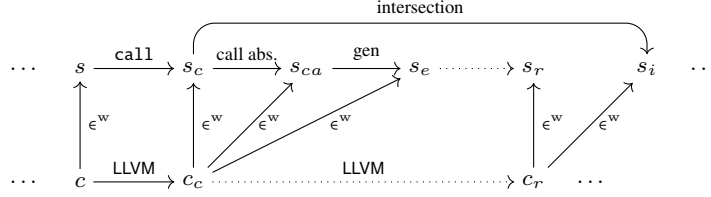


Fig. 8: Relation between evaluation in LLVM and paths in the SEG for intersections

*PT* entries, the states do not even contain the information on their corresponding stack frames. Therefore, for all instructions except `call` and `ret`, applying our symbolic execution rules to a state and then creating its context abstraction of size  $k$  results in the same result as first creating the context abstraction of size  $k$  of the original state and then applying the symbolic evaluation rules to the context abstraction.

- Symbolically evaluating the `call` instruction on an abstract state  $s$  creates a new topmost stack frame corresponding to the new concrete stack frame that is created when evaluating `call` on the corresponding concrete state  $c$ . Again, the stack frame below the newly created frame is the only one that has an impact on the individual state components.
- The `ret` instruction pops the first stack frame. Thus, the second stack frame becomes the new topmost frame. Since the corresponding symbolic execution rule requires the second stack frame to be present in the abstract state, possibly missing stack frames due to context abstraction do not have an impact on the execution result.

Soundness of call abstraction follows from the fact that the call abstraction  $s_{ca}$  of an abstract state  $s_c$  is more general than  $s_c$ , i.e., we do not have any additional knowledge in  $s_{ca}$  but instead we may lose knowledge from  $s_c$  by abstracting from all but the topmost stack frame. Therefore, it is trivial that any concrete state that is weakly represented by  $s_c$  is also weakly represented by  $s_{ca}$ .

Finally, we have to prove soundness of intersections. This is a special case since intersection edges are the only edges that represent more than one concrete evaluation step. The corresponding concrete steps are, however, represented by the path from the call state  $s_c$  to the return state  $s_r$  that is used to create the intersection  $s_i$ . This is illustrated in Fig. 8.

Hence, we now prove that if  $c_c \epsilon^w s_c$  for a call state  $s_c$ , the execution of the function in  $c_c$ 's topmost stack frame terminates in  $c_r$ , and  $c_r \epsilon^w s_r$  for a corresponding return state  $s_r$ , then we also have  $c_r \epsilon^w s_i$  for the intersection  $s_i$  of  $s_c$  and  $s_r$ . In the following, let  $\widehat{c}_r$  be the context abstraction of size  $|s_i|$  of  $c_r$ . To show that  $c_r \epsilon^w s_i$  holds, we prove that  $\widehat{c}_r$  is represented by  $s_i$ . To this end, we have to check the requirements imposed by Def. 4.

Since  $c_r \epsilon^w s_r$ , the program position and the domains of the local variables correspond to each other in the topmost stack frame of  $c_r$  and  $s_r$ . Therefore, they

also correspond to each other in  $\widehat{c}_r$  and  $s_i$ , since the program position and the domains of the local variables are equal in  $s_r$  and in the topmost stack frame of  $s_i$ .

All lower stack frames do not change between the concrete call state  $c_c$  and the concrete return state  $c_r$  of the same function since the topmost stack frame is never returned during this part of the evaluation. Therefore, due to  $c_c \in^w s_c$  we have that all lower stack frames of  $\widehat{c}_r$  (which are also lower stack frames of  $c_c$ ) have the same program positions and the same domains of the local variables as the lower stack frames of  $s_i$  (which are also lower stack frames of  $s_c$ ).

For the third condition of Def. 4, since the allocation list of  $s_i$ 's topmost stack frame is empty by Def. 8, we do not require any corresponding allocations in the topmost stack frame of  $\widehat{c}_r$ . The stack allocations in the lower stack frames of  $s_i$  are the same as the allocations in the lower stack frames of  $s_c$ . Hence,  $c_c \in^w s_c$  again implies that these lower stack frames are also represented in  $\widehat{c}_r$  (note that the context abstraction can only increase the number of stack allocations in the stack frames).

Hence, to prove that  $\widehat{c}_r$  is represented by  $s_i$ , it remains to show that the second condition of Def. 4 holds. So we have to show that

$$(as^{\widehat{c}_r}, mem^{\widehat{c}_r}) \text{ is a model of } \sigma(\langle s_i \rangle_{SL}) \quad (1)$$

for some concrete instantiation  $\sigma : \mathcal{V}_{sym} \rightarrow \mathbb{Z}$ .

To prove (1), we have to show that  $mem^{\widehat{c}_r}$  is a model of all of the following subformulas.

- (a)  $as^{\widehat{c}_r}(\sigma(CS^{s_i}))$ ,
- (b)  $\sigma(\star_{\varphi \in AL^*(s_i)} \langle \varphi \rangle_{SL})$ ,
- (c)  $\sigma(\bigwedge_{\varphi \in PT^{s_i}} \langle \varphi \rangle_{SL})$ ,
- (d)  $\sigma(KB^{s_i})$
- (e)  $\sigma(\{1 \leq v_1 \wedge v_1 \leq v_2 \mid \llbracket v_1, v_2 \rrbracket \in AL^*(s_i)\})$
- (f)  $\sigma(\{v_2 < w_1 \vee w_2 < v_1 \mid \llbracket v_1, v_2 \rrbracket, \llbracket w_1, w_2 \rrbracket \in AL^*(s_i), (v_1, v_2) \neq (w_1, w_2)\})$
- (g)  $\sigma(\{1 \leq v_1 \mid (v_1 \mapsto_{ty} v_2) \in PT^{s_i}\})$
- (h)  $\sigma(\{v_2 = w_2 \mid (v_1 \mapsto_{ty} v_2), (w_1 \mapsto_{ty} w_2) \in PT^{s_i} \text{ and } \models \langle s_i \rangle \Rightarrow v_1 = w_1\})$
- (i)  $\sigma(\{v_1 \neq w_1 \mid (v_1 \mapsto_{ty} v_2), (w_1 \mapsto_{ty} w_2) \in PT \text{ and } \models \langle s_i \rangle \Rightarrow v_2 \neq w_2\})$

We first define how to choose  $\sigma$  and then show why  $mem^{\widehat{c}_r}$  is a model of the individual subformulas. Since  $c_r \in^w s_r$ , there exists an instantiation  $\sigma_r$  that assigns a concrete value to each symbolic variable in  $s_r$  and thereby yields the context abstraction  $\widehat{c}_r$  of size  $|s_r| = 1$  of  $c_r$  (i.e.,  $(as^{\widehat{c}_r}, mem^{\widehat{c}_r}) \models \sigma_r(\langle s_i \rangle_{SL})$ ). Similarly, since  $c_c \in^w s_c$ , there exists an instantiation  $\sigma_c$  with the same property for  $s_c$  and  $c_c$ . Then, we choose

$$\sigma = (\sigma_r \circ \delta^{-1}) \circ \sigma_c,$$

where  $\delta$  is the function that renames symbolic variables from  $s_r$  to create  $s_i$ . Note that the domains of  $(\sigma_r \circ \delta^{-1})$  and  $\sigma_c$  are disjoint since the range of  $\delta$  only contains fresh variables.

- (a) We have  $CS^{s_i} = (p_1^{s_r}, \delta(LV_1^{s_r}), \emptyset) \cdot \widetilde{CS}^{s_c}$ , where  $\widetilde{CS}^{s_c}$  is the call stack of  $s_c$  without its topmost frame. For the topmost stack frame of  $CS^{s_i}$ , we have the same assignment of program variables as in  $s_r$  and we have  $\sigma = \sigma_r \circ \delta^{-1}$

for variables in the range of  $\delta$ . So since  $c_r \in^w s_r$ , for every program variable  $\mathbf{x} \in \mathcal{V}_{\mathcal{P}}$  where  $LV_1^{s_r}$  is defined, we have  $as^{\widehat{c}_r}(\mathbf{x}_1) = \sigma_r(LV_1^{s_r}(\mathbf{x}))$ . Thus, we also get  $as^{\widehat{c}_r}(\mathbf{x}_1) = as^{\widehat{c}_r}(\mathbf{x}_1) = \sigma_r(LV_1^{s_r}(\mathbf{x})) = (\sigma_r \circ \delta^{-1})(\delta(LV_1^{s_r}(\mathbf{x}))) = \sigma(\delta(LV_1^{s_r}(\mathbf{x})))$ .

Similarly,  $c_c \in^w s_c$  implies that for the corresponding context abstraction  $\widehat{c}_c$  of  $c_c$  we have  $as^{\widehat{c}_c}(\mathbf{x}_i) = \sigma_c(LV_i^{s_c}(\mathbf{x}))$  for  $i \geq 2$ . As the lower stack frames of  $c_c$  are not modified during the evaluation from  $c_c$  to  $c_r$ , we have  $as^{\widehat{c}_r}(\mathbf{x}_i) = as^{\widehat{c}_c}(\mathbf{x}_i) = \sigma_c(LV_i^{s_c}(\mathbf{x})) = \sigma(LV_i^{s_c}(\mathbf{x}))$  for  $i \geq 2$ .

- (b) We have to show that if a concrete address in  $\widehat{c}_r$  corresponds to an allocation from  $AL^*(s_i)$ , then it is mapped to a value by  $mem^{\widehat{c}_r}$ . In the topmost stack frame of  $s_i$ , there are no allocations. For allocations  $\llbracket v_1, v_2 \rrbracket$  from lower stack frames of  $s_i$ , the claim holds since they are taken from  $s_c$ . Hence,  $c_c \in^w s_c$  implies  $mem^{\widehat{c}_c} \models \langle \sigma_c(\llbracket v_1, v_2 \rrbracket) \rangle_{SL}$  (where  $\sigma_c(\llbracket v_1, v_2 \rrbracket) = \sigma(\llbracket v_1, v_2 \rrbracket)$ ), and thus also  $mem^{\widehat{c}_r} \models \langle \sigma(\llbracket v_1, v_2 \rrbracket) \rangle_{SL}$  as these stack frames are not modified during the evaluation from  $c_c$  to  $c_r$  and by the definition of the context abstraction, all of these lower stack frames are still present in  $\widehat{c}_r$ .<sup>15</sup>

Now we consider the allocations on the heap (i.e., from  $AL^{s_i}$ ). Since  $c_r \in^w s_r$ , all addresses within an allocation  $\sigma_r(\llbracket v_1, v_2 \rrbracket)$  with  $\llbracket v_1, v_2 \rrbracket \in AL^{s_r}$  are mapped to a value by  $mem^{\widehat{c}_r}$ . Hence, all addresses within an allocation  $\sigma(\llbracket v_1, v_2 \rrbracket) = \sigma_r(\delta^{-1}(\llbracket v_1, v_2 \rrbracket))$  with  $\llbracket v_1, v_2 \rrbracket \in \delta(AL^{s_r})$  are mapped to a value by  $mem^{\widehat{c}_r}$ . Finally, since  $c_c \in^w s_c$ , all addresses within an allocation  $\sigma(\llbracket v_1, v_2 \rrbracket) = \sigma_c(\llbracket v_1, v_2 \rrbracket) \in AL^{s_c}$  are mapped to a value by  $mem^{\widehat{c}_c}$ . For all addresses of those allocations in  $AL^{s_c}$  that are lost during the generalization from the call abstraction  $s_{ca}$  to the entry state  $s_e$  (i.e., where  $removedAL(s_{ca}, s_e, \llbracket v_1, v_2 \rrbracket)$  holds), we know that they are not accessed (and modified) in the path to  $s_r$  (else, this would yield the error state  $ERR$ ). Therefore, since  $c_r \in^w s_r$ , in  $mem^{\widehat{c}_r}$  these addresses are mapped to the same values.

- (c) Similar to (b), since  $c_r \in^w s_r$ , for all entries  $(v_1 \hookrightarrow_{ty} v_2) \in PT^{s_r}$ ,  $mem^{\widehat{c}_r}$  is a model of  $\sigma_r(\langle v_1 \hookrightarrow_{ty} v_2 \rangle_{SL})$ . So it is also a model of  $\sigma_r(\delta^{-1}(\langle v_1 \hookrightarrow_{ty} v_2 \rangle_{SL}))$  for  $(v_1 \hookrightarrow_{ty} v_2) \in \delta(PT^{s_r})$  (where  $\sigma_r(\delta^{-1}(\langle v_1 \hookrightarrow_{ty} v_2 \rangle_{SL})) = \sigma(\langle v_1 \hookrightarrow_{ty} v_2 \rangle_{SL})$ ). Moreover, as argued in (b), if an address corresponds to an allocation in  $AL^{s_c}$  that is lost during the generalization from the call abstraction  $s_{ca}$  to the entry state  $s_e$ , then it is mapped to the same value by  $mem^{\widehat{c}_c}$  and  $mem^{\widehat{c}_r}$ . Hence, for all entries  $(w_1 \hookrightarrow_{ty} w_2) \in PT^{s_c}$  where  $removedAL(s_{ca}, s_e, \llbracket v_1, v_2 \rrbracket)$  holds for an allocation  $\llbracket v_1, v_2 \rrbracket$  that contains the address  $w_1$ ,  $mem^{\widehat{c}_r}$  is a model of  $\sigma_c(\langle w_1 \hookrightarrow_{ty} w_2 \rangle_{SL})$ , i.e., of  $\sigma(\langle w_1 \hookrightarrow_{ty} w_2 \rangle_{SL})$ .
- (d) With  $c_r \in^w s_r$  we know that  $\sigma_r(KB^{s_r})$  holds. Therefore,  $\sigma_r(\delta^{-1}(\delta(KB^{s_r})))$  (and hence  $\sigma(\delta(KB^{s_r}))$ ) holds as well. Similarly, with  $c_c \in^w s_c$  we know that  $\sigma_c(KB^{s_c})$  and hence  $\sigma(KB^{s_c})$  holds, too.

For each  $\mu(v) = \delta(w)$  in the third subset of  $KB^{s_i}$ , note that  $\sigma(\mu(v) = \delta(w))$  is equal to  $\sigma_c(\mu(v)) = \sigma_r(\delta^{-1}(\delta(w)))$ . Intuitively,  $\sigma_c(\mu(v)) = \sigma_r(w)$  holds for every  $v \rightsquigarrow w \in VI^{s_r}$  since in each symbolic execution step, we only add an entry to the component  $VI$  if during this step, the respective values are equal

<sup>15</sup> For that reason, we have  $mem^{\widehat{c}} = mem^c$  for any context abstraction  $\widehat{c}$  of any concrete state  $c$ .

(and thus, in the corresponding concrete states, these symbolic variables have to be instantiated by the same values). For each entry  $v \rightsquigarrow w \in VI^{s_r}$ ,  $v$  is a variable of  $s_e$ , and  $\mu(v)$  is the corresponding variable in  $s_c$ . Thus,  $\sigma_c(\mu(v))$  is equal to  $\sigma_r(w)$ .

- (e) Since  $\sigma_r(1 \leq v_1 \wedge v_1 \leq v_2)$  holds for all allocations  $\llbracket v_1, v_2 \rrbracket \in AL^*(s_r)$ , we also have  $\sigma_r(\delta^{-1}(1 \leq v_1 \wedge v_1 \leq v_2))$  for all  $\llbracket v_1, v_2 \rrbracket \in \delta(AL^*(s_r))$ . Similarly, for all allocations  $\llbracket v_1, v_2 \rrbracket \in AL^*(s_c)$ ,  $\sigma_c(1 \leq v_1 \wedge v_1 \leq v_2)$  holds. Therefore, we have  $\sigma(1 \leq v_1 \wedge v_1 \leq v_2)$  for all allocations of  $s_i$ .
- (f) Since this condition holds for all pairs of allocations in  $s_r$  resp.  $s_c$ , with the reasoning as for (e) it also holds for all pairs of allocations in  $s_i$  that originate from the same state.

It remains to show for all pairs  $\llbracket v_1, v_2 \rrbracket, \llbracket w_1, w_2 \rrbracket \in AL^*(s_i)$  where  $\llbracket v_1, v_2 \rrbracket \in \delta(AL^*(s_r))$  and  $\llbracket w_1, w_2 \rrbracket \in AL^*(s_c)$ , that these allocations are disjoint. For stack allocations, this is trivial since the topmost stack frame of  $s_i$  does not contain any allocations and the lower stack frames only contain allocations from  $s_c$ .

Heap allocations are only added from  $AL^{s_c}$  if they have been removed in the generalization from the call abstraction  $s_{ca}$  to the entry state  $s_e$ . In the concrete evaluation path from  $c_c$  to  $c_r$ , allocation of already allocated areas is only possible if in the meantime, the area was freed. However, if `free` was invoked on an allocated area that is lost during generalization, we would reach the error state *ERR* during symbolic execution. Therefore, all allocations in  $s_i$  that originate from  $s_r$  are disjoint from those allocations in  $s_c$  where  $removedAL(s_{ca}, s_e, \llbracket w_1, w_2 \rrbracket)$  holds.

- (g) We can follow the same line of reasoning as for (e).
- (h) For  $(v_1 \leftrightarrow_{ty} v_2), (w_1 \leftrightarrow_{ty} w_2) \in PT^{s_i}$ , with (c) we have that  $mem^{\widehat{c}_r}$  is a model of  $\sigma(\langle v_1 \leftrightarrow_{ty} v_2 \rangle_{SL} \wedge \langle w_1 \leftrightarrow_{ty} w_2 \rangle_{SL})$ . Recall that  $mem^{\widehat{c}_r}$  is a model of  $\sigma(\varphi)$  for all  $\varphi \in \langle s_i \rangle$  that correspond to the cases (d)-(g). Let  $\models \langle s_i \rangle \Rightarrow v_1 = w_1$  hold. If  $v_1 = w_1$  is already implied by the subformulas  $\varphi \in \langle s_i \rangle$  from the cases (d)-(g), then  $mem^{\widehat{c}_r}$  is also a model of  $\sigma(v_1 = w_1)$ . Otherwise, since  $\langle s_i \rangle$  is the smallest set of formulas satisfying Def. 2, one can use an inductive argument to show that  $mem^{\widehat{c}_r}$  is also a model of  $\sigma(v_1 = w_1)$ . Thus, we have  $\sigma(v_1) = \sigma(w_1) = n$  for some  $n \in \mathbb{Z}$ . Hence,  $mem^{\widehat{c}_r}$  is a model of  $\langle n \leftrightarrow_{ty} \sigma(v_2) \rangle_{SL} \wedge \langle n \leftrightarrow_{ty} \sigma(w_2) \rangle_{SL}$ , which implies  $\sigma(v_2) = \sigma(w_2)$ .
- (i) We can follow the same line of reasoning as for (h).

Now we show that if the concrete LLVM evaluation path  $\pi$  is infinite, then the corresponding sequence in  $\mathcal{G}$  is also infinite. As stated above, a concrete evaluation step is represented by evaluation edges in the graph. If there is an edge from  $s_j$  to  $s_{j+1}$  such that  $c \in^w s_j$  and  $c \in^w s_{j+1}$ , then this edge must be a call abstraction edge, a generalization edge, or a refinement edge, for which we have the following application conditions:

- A call abstraction is only performed after evaluation of a `call` instruction.
- A state may only be generalized if it has an incoming evaluation or call abstraction edge.



- Refinement is never performed on a state with an incoming refinement edge.

Therefore, the longest possible sequence  $s_j, s_{j+1}, s_{j+2}, \dots$  in  $\mathcal{G}$  with  $c \in^w s_j, c \in^w s_{j+1}, c \in^w s_{j+2}$ , etc. has length 4, where  $s_j$  and  $s_{j+1}$  are connected by a call abstraction edge,  $s_{j+1}$  is generalized to  $s_{j+2}$ , and  $s_{j+3}$  is a refinement of  $s_{j+2}$ .

Hence, if the concrete LLVM evaluation path  $\pi$  is infinite, then this can only be simulated by an infinite symbolic execution  $s_0, s_1, s_2, \dots$  in  $\mathcal{G}$ . Here, each concrete LLVM evaluation step is represented by an evaluation edge in  $\mathcal{G}$ , with only one exception: if a called auxiliary function `func` is entered (in a state  $c_e$ ) and returned (in a state  $c_r$ ), then this path is summarized in the symbolic execution graph by an intersection edge from a call state  $s_c$  to an intersection state  $s_i$ . Therefore, if we have an infinite number of concrete evaluation steps, then we also have an infinite number of symbolic execution steps in the corresponding path in  $\mathcal{G}$ .

On the other hand, if the concrete LLVM evaluation path  $\pi$  is finite and ends in a concrete state  $c$ , then one can simulate  $\pi$  by a path in  $\mathcal{G}$  that ends in a state  $s$  that weakly represents  $c$ . The reason is again that each concrete LLVM evaluation step is represented by an evaluation edge in  $\mathcal{G}$ , with the exception of called auxiliary functions `func` that are entered (in a state  $c_e$ ) and returned (in a state  $c_r$ ). Again, these paths are summarized in the SEG by an intersection edge from  $s_c$  to  $s_i$ . However, if the final state  $c$  of  $\pi$  is in the middle of a call of an auxiliary function `func`, then the corresponding path in  $\mathcal{G}$  does not follow the intersection edge, but it follows the call abstraction edge from the call state  $s_c$  to the call abstraction  $s_{ca}$ , and further via the generalization edge to an entry state  $s_e$  of `func`, and then stops in the middle of the path from `func`'s entry state  $s_e$  to its return state  $s_r$ .  $\square$

**Corollary 11 (Memory Safety of LLVM Programs)** *Let  $\mathcal{P}$  be a program with a complete symbolic execution graph  $\mathcal{G}$ . Then  $\mathcal{P}$  is memory safe for all states represented by  $\mathcal{G}$ .*

**Proof** If  $c_0$  is represented by a state  $s_0$  in the SEG  $\mathcal{G}$ , then  $c_0 \rightarrow_{\text{LLVM}}^+ ERR$  implies that  $ERR$  is the last state in a finite computation and by Thm. 10, there is a path from  $s_0$  to  $ERR$  in  $\mathcal{G}$ , which contradicts the prerequisite that  $\mathcal{G}$  is complete.  $\square$

**Theorem 12 (Termination)** *Let  $\mathcal{P}$  be an LLVM program with a complete symbolic execution graph  $\mathcal{G}$  and let  $\mathcal{I}_1, \dots, \mathcal{I}_m$  be the ITSs resulting from the SCCs of  $\mathcal{G}$ . If all ITSs  $\mathcal{I}_1, \dots, \mathcal{I}_m$  terminate, then  $\mathcal{P}$  also terminates for all concrete states  $c$  that are represented by a state of  $\mathcal{G}$ .*

**Proof** Let  $\pi = c_0 \rightarrow_{\text{LLVM}} c_1 \rightarrow_{\text{LLVM}} c_2 \rightarrow_{\text{LLVM}} \dots$  be an infinite evaluation sequence of concrete states such that  $c_0$  is represented by some state  $s_0$  in  $\mathcal{G}$ . By Thm. 10 there exists an infinite sequence of states  $s_0, s_1, s_2, \dots$  where  $\mathcal{G}$  has an edge from  $s_{j-1}$  to  $s_j$  if  $j > 0$ , and there exist  $0 = i_0 \leq i_1 \leq \dots$  with  $c_{i_j} \in^w s_j$  for all  $j \geq 0$ . For any  $i_j$ , let  $\sigma_{i_j}$  be the concrete instantiation with  $(as^{\widehat{c}_{i_j}}, mem^{\widehat{c}_{i_j}}) \models \sigma_{i_j}(\langle s_j \rangle_{SL})$  for the context abstraction  $\widehat{c}_{i_j}$  of  $c_{i_j}$  with  $|\widehat{c}_{i_j}| = |s_j|$ .

Clearly, termination of the ITSs  $\mathcal{I}_1, \dots, \mathcal{I}_m$  is equivalent to termination of their union  $\mathcal{I} = \mathcal{I}_1 \cup \dots \cup \mathcal{I}_m$ . Since  $\mathcal{G}$  has an edge from  $s_j$  to  $s_{j+1}$  for all  $j$ ,  $\mathcal{I}$  also has

a transition from  $s_j$  to  $s_{j+1}$  with some condition  $CON_j$ . We now show that for all  $j \geq 0$  we have

$$\models (\sigma_{i_j} \cup \sigma'_{i_{j+1}})(CON). \quad (2)$$

Here, for any instantiation  $\sigma$ , let  $\sigma'$  be the corresponding instantiation of the post-variables  $\mathcal{V}'_{sym}$ , i.e.,  $\sigma'(v')$  is defined to be  $\sigma(v)$ . Then (2) implies that there is an infinite evaluation with the ITS  $\mathcal{I}$ , i.e., that  $\mathcal{I}$  is not terminating.

To prove (2), we perform a case analysis based on the type of the edge between  $s_j$  and  $s_{j+1}$  in  $\mathcal{G}$ .

- **Generalization Edge:** In this case, by construction  $\mathcal{I}$  has a transition from  $s_j$  to  $s_{j+1}$  with the condition  $CON = \langle s_j \rangle \cup \{v' = \mu(v) \mid v \in \mathcal{V}_{sym}(s_{j+1})\}$ . Recall that  $(as^{\widehat{c}_{i_j}}, mem^{\widehat{c}_{i_j}}) \models \sigma_{i_j}(\langle s_j \rangle_{SL})$ . By  $\langle s_j \rangle \subseteq \langle s_j \rangle_{SL}$  and the fact that there are no occurrences of program variables or  $\hookrightarrow$  in  $\langle s_j \rangle$ , we obtain  $\models \sigma_{i_j}(\langle s_j \rangle)$ . Moreover, since the edge from  $s_j$  to  $s_{j+1}$  is a generalization edge, we have  $\sigma_{i_{j+1}}(v) = \sigma_{i_j}(\mu(v))$  for all  $v \in \mathcal{V}_{sym}(s_{j+1})$ . We therefore have  $\models (\sigma_{i_j} \cup \sigma'_{i_{j+1}})(\{v' = \mu(v) \mid v \in \mathcal{V}_{sym}(s_{j+1})\})$ . Together, we obtain  $\models (\sigma_{i_j} \cup \sigma'_{i_{j+1}})(CON)$ , i.e., (2) holds.
- **All Other Edge Types:** By construction  $\mathcal{I}$  has a transition from  $s_j$  to  $s_{j+1}$  with the condition  $CON = \langle s_j \rangle \cup \{v' = v \mid v \in \mathcal{V}_{sym}(s_j)\}$ . Using the same reasoning as for generalization edges, we get  $\models \sigma_{i_j}(\langle s_j \rangle)$ . Since the edge from  $s_j$  to  $s_{j+1}$  is not a generalization edge, we have  $\sigma_{i_{j+1}}(v) = \sigma_{i_j}(v)$  for all  $v \in \mathcal{V}_{sym}(s_j)$ . We therefore obtain  $\models (\sigma_{i_j} \cup \sigma'_{i_{j+1}})(\{v' = v \mid v \in \mathcal{V}_{sym}(s_j)\})$ . Together, we have  $\models (\sigma_{i_j} \cup \sigma'_{i_{j+1}})(CON)$ , i.e., (2) holds.  $\square$