

Detecting Security Patches via Behavioral Data in Code Repositories

Nitzan Farhi¹, Noam Koenigstein², Yuval Shavitt¹

¹ School of Electrical Engineering, Tel-Aviv University, Tel-Aviv, Israel

² Department of Industrial Engineering, Tel-Aviv University, Tel-Aviv, Israel

Abstract

The absolute majority of software today is developed collaboratively using collaborative version control tools such as Git. It is a common practice that once a vulnerability is detected and fixed, the developers behind the software issue a Common Vulnerabilities and Exposures or CVE record to alert the user community of the security hazard and urge them to integrate the security patch. However, some companies might not disclose their vulnerabilities and just update their repository. As a result, users are unaware of the vulnerability and may remain exposed.

In this paper, we present a system to automatically identify security patches using only the developer behavior in the Git repository without analyzing the code itself or the remarks that accompanied the fix (commit message). We showed we can reveal concealed security patches with an accuracy of 88.3% and F1 Score of 89.8%. This is the first time that a language-oblivious solution for this problem is presented.

Keywords:

CVE, Machine Learning, Git, GitHub, LSTM, Conv1D

Introduction

The absolute majority of software today is developed collaboratively, where developers work separately on a different part of the software, and then merge their code with the rest of the software. To allow this collaboration, source control tools, such as Git, were developed. Git is a standard protocol that supports file versioning, which is extensively used by programmers to collaborate on software development. A repository of files is maintained by GIT, allowing operations such as updating files (push/commit), merging file versions (merge), and splitting a project into two branches (fork).

A hosting service such as GitHub¹ allows users to maintain and share a repository, and also allows tracking issues such as bug reports, feature suggestions, fork repositories, maintain merge requests, etc. This makes GitHub an ecosystem of software, where interaction among developers reveal patterns of behavior (Horawalavithana et al. 2019). For example, adding a new feature to a repository may trigger many forks to the repository since other people will want to modify the feature.

Software is naturally prone to errors, and some of them can be exploited by hackers to abuse the software for malicious acts. These errors are often called vulnerabilities and are usually fixed by a software update called a security patch. Vulnerabilities can be divided into 2 classes: 0-day, a vulnerability that is not known to the public and still does not have a security patch, and N-day, one that has a security patch.

The Common Vulnerabilities and Exposures (CVE²) is a glossary of publicly disclosed vulnerabilities. This CVE glossary details the vulnerability date, description, references, and metrics regarding the vulnerability such as its complexity whether user interaction is required, and more. Vulnerabilities are analyzed and the Common Vulnerability Scoring System (CVSS) is employed to evaluate the threat level. The CVE score is often used for prioritizing the security of vulnerabilities.

It is a common practice that once a vulnerability is detected and fixed, the company or individuals behind the software issue a CVE to alert the user community of the security threat, hopefully urging them to integrate the security patch. However, some companies might not disclose their vulnerabilities and just update their repository. This behavior may be in order to allow certain users to use the patch sooner, as a measure of “Security by obscurity”, or to avoid public embarrassment. The disadvantage of not disclosing vulnerabilities is that users will not be aware that their software needs to be updated, while hackers can notice the code changes, detect a vulnerability, and exploit it.

Recent work (Sun et al. 2020; Wang et al. 2021b) has shown the ability to analyze source code changes and commit messages using natural language processing models. These aforementioned models rely on a certain programming language or on the natural language used in the comments and commit messages. Hence, these earlier models are limited in their ability to detect security patches on a repository that uses other programming languages or where comments are written in a different natural language. For example, a model that was trained on detecting security patches in C++ would not be able to detect security patches in a *Perl* repository, and since it is less popular, gathering a sufficient amount of data to train a model for *Perl* would be

difficult.

In this paper, we propose a method that trains a deep learning (DL) model to recognize the user behavioral data around a security patch of a repository on GitHub (a window of events that will be defined in the Data Pre-processing Section), and uses CVE publications to label if it is related to a security patch. Importantly, our model is insensitive to the programming language, or the natural language used by the developers. This allows us to identify security patches in languages that are rather rare and thus do not have sufficient data to train a model. Our model was able to achieve an accuracy of 88.32% and an F1-Score of 89.75% in detecting a security patch. Hence, our approach can be effectively used for detecting undisclosed security patches.

Since GitHub behavioral data is temporal (various actions over time), we experimented with appropriate models such as Long-Short Term Memory (LSTM) (Hochreiter and Schmidhuber 1997) and 1-Dimensional Convolutional Neural Network (Conv1D), which allow calculating relations between features at different time points. Note that we do not require Natural Language processing or manual labeling to detect security patches.

We made the source code for our data extraction and our models publicly available at GitHub³. The relevant data-set is available as well⁴. We note that our published data-set covers more repositories than any previous work.

Related Work

In this section, we provide an overview of different works in the field of detecting security patches using the CVE Program.

PatchDB (Wang et al. 2021a) is a dataset of security patch commits on C/C++ projects. Each patch commit contains the additions and deletions made to the code and a commit message. This dataset was created by extracting security patch commits using the CVE Program (we use a similar extracting technique for our data collection). PatchDB was used in PatchRNN (Wang et al. 2021b) where natural language processing methods were employed to detect which commit is a security patch. This is done by tokenizing the commit message, the additions, and the deletions. Later, the tokens were fed into an LSTM neural network to provide a prediction regarding a specific commit with an accuracy of 83.57%. A similar process was suggested by Le et al. (2021). A vulnerability-contributing commit can be deduced from the security patch (e.g., by using the command ‘git blame’). In Le et al. (2021) tokenizing was performed on vulnerability-contributing commits in *java* repositories and an attention-based GRU was employed in order to classify the severity of the commit.

Zhou et al. (2021) selected 4 open-source C/C++ projects and filtered commits by using known keywords that describe a security patch. Then, security researchers were employed to manually label the commits as either commits that *introduces* a vulnerability, commits that *closes* a vulnerability, or

commits that are *unrelated* to vulnerabilities. Natural Language Processing methods were used to create a deep learning model based on LSTM and Convolutional Neural network, which led to a reported accuracy of 90%.

(Li and Paxson 2017) also used the CVE Program to extract security patches from git repositories. This was done to analyze and gain insights into the security patches. The authors investigated the number of changes done to the code base, the maturity of the bugs, and the number of bugs that were solved by the commits.

(Sun et al. 2020) extracted security patch commits from the CVE Program and verified that the commits are security patches by manually inspecting 200 of them. Then, the authors extracted the commit message only from GitHub (and did not use other features such as added lines, removed lines, or date). Repositories that contained C/C++ code were selected, and negative samples were acquired by taking all other commits from the same repositories. The natural language processing model that was used to detect the security patches was a hierarchical attention network with Gated Recurrent Units (GRU) (Cho et al. 2014) as its layers. (Sun et al. 2020) reached an accuracy of 92%.

VCCFinder (Perl et al. 2015) extract security patches of C/C++ repositories similarly, but used them to understand which is the commit that introduced the vulnerability. This paper takes the first step in the direction we suggest by extracting limited meta-data: they use present “fork count”, “star count”, “number of commits” and “programming language” but disregard the entire history of these event data. A Support Vector Machine (SVM) model was employed to detect the vulnerability introducing commits.

(Pickerill et al. 2020) used meta-data of Git logs to solve a different problem: detecting repositories that are “engineered”, namely repositories that are not personal nor inactive. For this they extracted Integration Frequency, Commit Frequency, Integrator Frequency, Committer Frequency, and Merge Frequency, and transformed it into a time series, which was used to detect whether a repository is “engineered”. Similarly, (Coelho et al. 2018) used GitHub’s API to extract the number of Forks, open issues closed issues, commits, and max days without commits to detect whether a project is under maintenance or unmaintained.

While there were some previous works that used the git behavioral meta-data, these works were either limited in the amount of meta-data that was used or focused on a different type of task. This work is the first solution that uses meta-data alone, which enables a language-oblivious general solution.

Methods

Data Collection

As explained below, we collected data from multiple sources and processed them into a single data-set that will be used by different models for training. A diagram of the overall data collection process can be seen in Figure 1.

As mentioned before, Git is a collaborative version control system that allows tracking changes made to a repository. A *commit* is a change to a repository that includes the

³<https://github.com/nitzanfarhi/SecurityPatchDetection>

⁴<https://nitzanfarhi.github.io/datasets>

text of the code that is being changed and a commit message describing the change in natural language. To make the repository and the commits accessible to all developers, they can be sent (pushed) to GitHub, a server that mirrors the local Git information.

GraphQL⁵ API allows us to iterate over the entire repository’s history and gather all events. It must be noted that in this data collection, only data from “master”, “main”, or activate branches can be collected because inactive branches are deleted and cannot be extracted. The data was collected from the years 2015 to 2021 and features that were collected are detailed in Table 2.

We also used GitHub’s GraphQL API to acquire static information about repositories, this information will allow us to create different models for different repositories (for example by programming language) and also improve accuracy, as will be detailed later. The static information includes properties of the repository such as the programming language in use, the current size of the repository, and information about the owner of the repository, e.g., if it is an individual or a company. The list of static features is detailed in Table 1.

To acquire more data, we used “GH Archive”⁶, which records GitHub events and can be easily accessed via SQL. This database contains events that cannot be acquired via GraphQL since they are recorded in real-time, and branches that were deleted from the repository cannot be retrieved. We acquired only the repositories that had CVEs and Gathered all the events from “GraphQL” and “GH Archive”, making our dataset more accurate and comprehensive to detect unlabeled vulnerabilities. Features extracted from the GH Archive can also be seen in Table 2.

To gather a dataset of existing security patches, we used the largest existing database of vulnerabilities - the CVE Program. A CVE is a unique identifier that identifies a vulnerability, the CVE format is as follows: “CVE-2021-44228” where 2021 is the current year the vulnerability was published and 44228 is a unique vulnerability ID for that year.

The CVE Program publishes all CVEs in a comma-separated values (CSV) format. Each entry in the CSV file is a CVE, and includes the CVE’s description and additional links. We used the additional links to acquire security patches in the following way: the additional links’ field can be separated into separate links, and if one of the links points to a commit in GitHub, we gather the tuple (CVE-ID, commit-URL).

Finally, we cloned the repositories from GitHub to acquire a mapping between a commit ID and its timestamp, the number of additions, deletions, and the number of files that were changed. This allows us to have timestamped labeled commit events, where a commit can be labeled as either *positive* - namely, a security patch or *negative* - not a security patch. Since all other data we acquired is also dated, we overall have a dataset of events with their date, time, and label.

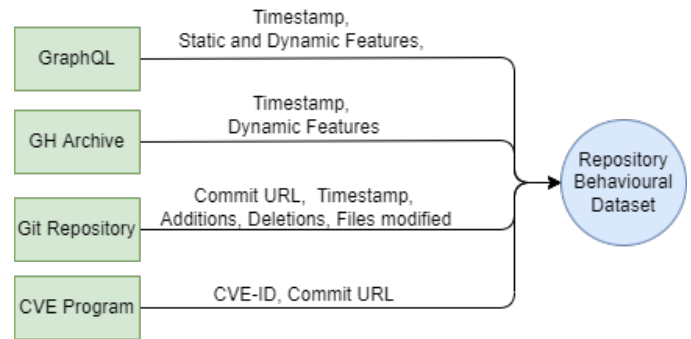


Figure 1: The overall data collection process.

Data Pre-processing

The main preprocessing method we used is Event-base Aggregation: Time elapsed between two events is not very meaningful, for example, it is insignificant if a fork was done one hour after a commit or two. Therefore, we can discard the date and time (and preserve only the temporal features that are one hot encoded). A configurable parameter is the *window.size*, which denotes the number of events before and after the security patch commit that are concatenated together to create a window (or a vector) of features. This window of features is one of many that will be fed into the model to train it, as detailed in the next section.

Different from the time interval between events, other temporal features were found to be informative such as hour, day of the week, and month. These features, along with event types were encoded using one-hot encoding and fed to the LSTM units which usually take numbers and not events. At this point, we gather for each repository all its security patch commits. Additionally, in order to make the dataset balanced, we also collected a random sample of non-security patch commits.

For each repository, we created a list of events with their date and time. Commit events also have additional normalized integer features: the number of lines added to a file, the number of lines deleted from a file, and the number of files modified. Furthermore, repositories that contained less than 100 events overall were discarded, since they were mostly insufficient for extracting the windows that we required.

Models

When dealing with large amounts of data, it is important to leverage the temporal information encapsulated in the data. A few types of models were examined for this cause. LSTM is an architecture that had proven its efficiency for such tasks. LSTM is based on Recurrent Neural Network (RNN) architecture, where performance decreases as a larger number of time steps are fed into the network. However, LSTM can forget some less important data, while preserving the more important parts of it. GRUs have an architecture that is similar to LSTMs but with fewer parameters, which might be an advantage for some learning tasks. Finally, Conv1D is a Convolutional Neural Network (CNN) that convolutes 1-dimensional data, such as time series. This model can be

⁵<https://graphql.github.io/>

⁶<https://www.gharchive.org/>

Feature	Type	Explanation
isCompany	Boolean	Does the repository belong to a company or an independent person
isEmployee	Boolean	Is the repository owner an employee of a company
isHirable	Boolean	Is the repository owner can be hired
isSiteAdmin	Boolean	Is the repository owner site administrator
isSponsoringViewer	Boolean	Is the repository owner sponsored
isGitHubStar	Boolean	Is the repository owner a member of the GitHub star program
isCampusExpert	Boolean	Is the repository owner a member of the campus expert program
isDeveloperProgramMember	Boolean	Is the repository owner a member of the GitHub developer program
isVerified	Boolean	Is the repository owner verified by GitHub
isInOrganization	Boolean	Is the repository owner in an organization
createdAt	Integer	Year the repository was created (one-hot encoded)
diskUsage	Integer	Disk usage of the repository
hasIssuesEnabled	Boolean	Does the repository have issues enabled
hasWikiEnabled	Boolean	Does the repository have wiki enabled
isMirror	Boolean	Is the repository a mirror
isSecurityPolicyEnabled	Boolean	Is the security policy enabled in the repository
fundingLinks	Integer	Number of funding links in the repository
languages	List	List of programming languages used in the repository

Table 1: Repository’s static features that can be extracted via GraphQL.

Feature	Description	Location
Comment Event	Comment on a commit was added	GraphQL
Stargazers Event	A stargazer was added to the repository	GraphQL
Commit Additions Event	lines were added to the repository (Integer)	GraphQL
Commit Deletions Event	lines were deleted from the repository (Integer)	GraphQL
Subscribers Event	A subscription was added to the repository	GraphQL
Create Event	A Git branch or tag was created	GH Archive
Delete Event	A Git branch or tag was deleted	GH Archive
Issue Comment Event	A comment on an issue was added	GH Archive
Commit Comment Event	A comment on a commit was added	GH Archive
Pull Request Review Comment Event	A comment on a pull request was added	GH Archive
Member Event	Membership on the repository changed	GH Archive
Public Event	A repository changed its viewing settings	GH Archive
Push Event	A commit was pushed to the repository	Both
Fork Event	The repository was forked	Both
Release Event	A new version of the repository was released	Both
Issue Event	A new issue was added	Both
Watchers Event	User marked the repository was watched	Both
Pull Request Event	A Pull request was created	Both

Table 2: Repository’s features that can be extracted via GraphQL and GH Archive

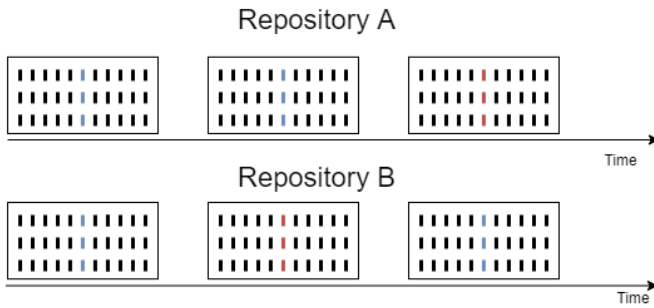


Figure 2: Demonstration of the sliding window method.

stacked to allow multi-level pattern recognition.

These model architectures accept their data as a series of vectors, each can be associated with many features. The following process, as can be seen in Figure 2 is employed to allow a time series to be given as input to LSTM, GRU, and Conv1D. For each repository, in our data-set, we gathered for each label - security and non-security patch commits, all the events that surround a commit, as a single input to the model. For example, an 11-event window (composed of a certain event, 5 events before and 5 events after) can be used to classify the window as one that contains a security patch (marked with a red column) or blue (as a window with non-security patches). As can be seen in the figure, some events might contain more than one feature (one column is composed of a few short lines). Window size is the number of events that are contained in the window, each window size is constant, and windows are fed into the models one by one.

Experimental Design

To validate the proposed methodology, the overall experimental design is as follows: We randomly divided the repositories into training (90%) and test sets (10%). We further employed k -fold cross-validation on the training data to choose hyper-parameters, where $k = 10$ as follows: On each iteration, 10% of the repositories were kept as validation, which the model did not use for training.

The distribution that achieved the best validation accuracy was used for hyper-tuning the parameters, to achieve even better validation accuracy. Finally, the obtained model was used to classify the windows that surrounds a commits of the test set, and performance metrics were calculated as described in Section Performance Evaluation.

As mentioned above, we experimented with several learning models for training:

- *Conv1D* - uses Conv1D layer, Max Pooling, and then fully connected layers (Table 3).
- *LSTM* - LSTM model, which uses LSTM neural network layers (Table 4).
- *GRU* - GRU model, which uses GRU neural network layers (Table 5).

The proposed models were implemented using the Keras (Chollet 2015) library with the TensorFlow backend (Abadi et al. 2016) in Python. Training the model was done on a

Model: Conv1D

Type	Output Shape	Param #
Conv1D	(None, 198, 64)	8256
MaxPooling1d	(None, 99, 64)	0
Flatten	(None, 6336)	0
Dense	(None, 256)	1622272
Dropout	(None, 256)	0
Dense	(None, 64)	16448
Dropout	(None, 64)	0
Dense	(None, 64)	4160
Dropout	(None, 64)	0
Dense	(None, 1)	65

Total params: 1,651,201

Table 3: Model summary for Conv1D.

Model: LSTM

Type	Output Shape	Param #
LSTM	(None, 199, 100)	66000
LSTM	(None, 199, 50)	30200
LSTM	(None, 199, 25)	7600
LSTM	(None, 12)	1824
Dense	(None, 1)	13

Total params: 105,637

Table 4: Model summary for LSTM.

Model: GRU

Type	Output Shape	Param #
GRU	(None, 199, 100)	49800
GRU	(None, 199, 50)	22800
GRU	(None, 199, 25)	5775
GRU	(None, 12)	1404
Dense	(None, 1)	13

Total params: 79,792

Table 5: Model summary for GRU.

64-bit Windows 10 Machine with Intel® Core™ i9-10940X CPU @ 3.30GHz with 16.0 GB RAM and NVIDIA GeForce RTX 3080 GPU, where training the training set takes about 4 minutes, and a single prediction takes about 5 milliseconds. The optimizer used is SGD and the selected batch size is 32 and the number of epochs is 50.

Performance Evaluation

To assess the performance of the trained models, we will define the metrics that were used. When solving binary classification problems, accuracy, as defined in Equation 1, is usually used as the main evaluation criterion. Other important metrics are precision (Equation 3), recall (Equation 2), and F1-Score (Equation 4), which is calculated from precision and recall. These metrics are defined as follows:

$$Accuracy = \frac{TP + TN}{TP + FP + TN + FN}, \quad (1)$$

$$Recall = \frac{TP}{TP + FN}, \quad (2)$$

$$Precision = \frac{TP}{TP + FP}, \quad (3)$$

$$F1 = 2 \cdot \frac{Precision \cdot Recall}{Precision + Recall}, \quad (4)$$

where TP , TN , FP , and FN are the count of *true-positives*, *true-negatives*, *false-positives*, and *false-negatives* respectively. Finally, we also report the Receiver operating characteristic (ROC). The ROC is a curve that shows the trade-off between the false-positive rate and the true-positive rate according to a selected threshold. The area under the ROC curve (AUC) gives a numerical grade between 0 and 1 to the classifier, where 1 is a perfect classification.

Results

As discussed in Section Experimental Design, a few models were evaluated to determine which is optimal for the task of classifying commits as security patches. We tested the three models with varied window sizes and found that for all window values Conv1D was the best model. Figure 3 compares the three model accuracy for the optimal window size of 10. Conv1D is leading by 3 percentage points over the next model and hence, in the rest of the experiments, we will focus on this model.

To discuss the rest of the results, we remind the reader that the window size determines the number of events that were gathered before and after the labeled event, e.g., if the window size is 5, we gathered overall 10 events: 5 before and 5 after the event).

In the experiments, we checked the metrics when using different window sizes, which varied between 5 and 20. As can be seen in Figure 5, the optimal window size is 10 in both accuracy and F1-Score, when using the Conv1D model.

Table 6 shows a confusion matrix for the best case, namely where the window size is set to 10 and the used model is Conv1D. In this case, the accuracy achieved was

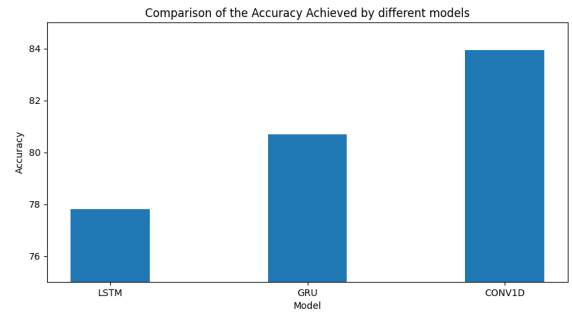


Figure 3: Comparison of the accuracy of different models.

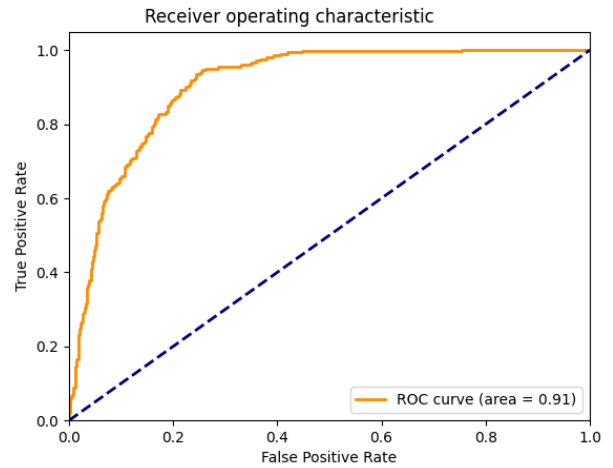


Figure 4: ROC curve for the best model.

83.93%, F1-Score was 84.14%, the precision was 0.7550, and the recall was 0.8769.

The number of false positives (FPs) is rather high, which results in rather low precision. We suspect that some of the FPs are unreported security patches that our model identifies correctly. To validate this we manually examined 52 randomly selected FPs and found (see also Section Case Study) that 16 of them contain security patches, namely 30.8%. If we apply this to the confusion matrix of Table 6, we get an estimate of 39 cases that are actually true positives (TPs). This results with a precision of 0.852. The accuracy also improves to 88.32%, and the F1-Score to 89.75%.

Figure 4 depicts the AUC for a window size of 10, which is 0.91. Since we already discussed above that some of the FPs are actually TPs, the real AUC is higher.

Table 7 compares our results with previous works that attempted to detect security patch commits. We noted that our paper is the only one that uses only behavioral git operations, and the amount of repositories used is much larger.

Other Experiments

In this section, we report experiments that had not produced sufficiently positive results.

	Not Classified as a Security Patch	Classified as a Security Patch
Not Marked as a Security Patch	373 (TN)	128 (FP)
Marked as a Security Patch	28 (FN)	473 (TP)

Table 6: Confusion Matrix of the classification of patches in the test set (140 repositories).

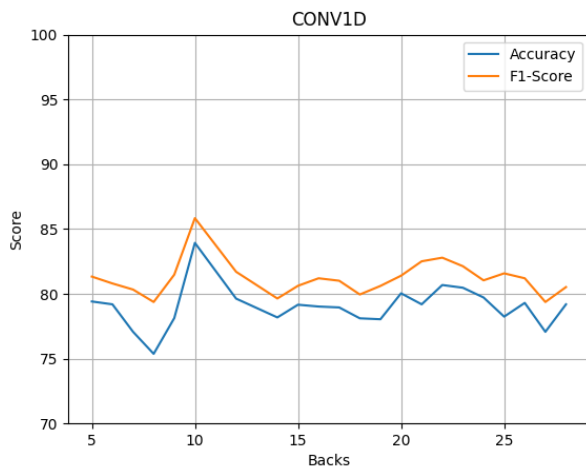


Figure 5: Conv1D model prediction accuracy and F1-Score as a function of window size.

- Time-base Aggregation- As mentioned before, we used the Event-base Aggregation to build the horizon window. Another possibility is to use Time-base Aggregation by counting the events by type during time frames (Hour, 2 Hours, Day, etc...) and summing them up to a single data row. This turned out to achieve a low accuracy rate since events can be sparse and result in many zero entries.
 - *Hours / Days* - if Time-base Aggregation is used, the amount of hours/days recorded before the labeled event is the window size.
 - *Resample* - if Time-base Aggregation is used, we can aggregate all gathered events differently (for example, all the events in several hours can be aggregated into one vector)
- Extracting location of repositories from GitHub - Since GitHub provides an API to the location of the owner we wanted to test if learning behavior by region or country can improve the prediction. Unfortunately, this field is free text and does not necessarily contain the actual location or is empty, which resulted in a high variety of answers and proved to be not useful.
- Gathering a window before the actual security patch: this is an attempt to predict a security patch in the future or as it occurs, as some events can indicate preparation for a security patch. However, the amount of data before the security patch is not sufficient to make such a prediction, and data after is also needed to achieve satisfactory results.

Case Study

As discussed above, some vulnerabilities are fixed in commits but are not reported as vulnerabilities. In this case, our model will classify them as vulnerabilities, but they will not be labeled as such (false-positive), we manually examined the false-positive samples and checked for vulnerability-fixing changes in them, out of 52 false-positive commits, we found 16 to contain security patches (30%). We will elaborate on two case studies.

LibTIFF

LibTIFF is a library for processing the TIFF image format. A Commit⁷ fixed 2 heap-based buffer overflow vulnerabilities and was detected by our model as a security patch, although it was not assigned a CVE (but only an issue at Bugzilla⁸, which we do not take labels from).

Wireshark

Wireshark is a network protocol analyzer that allows viewing network communication at several protocol layers. A Commit⁹ fixed a denial of service attack by null pointer dereference. This is clear from observing the code and also

⁷<https://GitHub.com/vadz/libtiff/commit/5ed9fea523316c2f5cec4d393e4d5d671c2dbc33>

⁸http://bugzilla.maptools.org/show_bug.cgi?id=2633

⁹<https://GitHub.com/wireshark/wireshark/commit/ba179a7ef7e660d788cbaade65982ffc7249b91f>

	Data Used	Amount Of Repositories	Accuracy Score
Wang et al. (2021b)	Commit message and code difference	313	83.57%
Sun et al. (2020)	Commit messages	993	92.81%
Our Paper with original labels	Git & GitHub behavioral data	1389	83.93%
Our Paper with estimated labels	Git & GitHub behavioral data	1389	88.32 %

Table 7: Results Comparison.

detected by our model but the commit was not assigned a CVE.

Conclusion

In this work, we proposed a methodology to gather repositories’ behavioral meta-data from 3 different sources. After merging the different sources into one time series data-set, we used the CVE Program to label the data-set’s commits to security patches and non-security patches. We introduced 3 types of time series models and discovered that Conv1D achieved the best classification accuracy of 88.32%. We did not use natural language processing tools, and thus our results are language insensitive (both programming language and natural language).

Our results can be used to detect unreported security patches and warn the community to patch an open security problem. Our future research goal is to explore the impact of the different features on the classification, this can be done by using more interpretable models, comparing model accuracy on specific languages, etc.

References

- Abadi, M.; Barham, P.; Chen, J.; Chen, Z.; Davis, A.; Dean, J.; Devin, M.; Ghemawat, S.; Irving, G.; Isard, M.; et al. 2016. Tensorflow: A system for large-scale machine learning. In *12th USENIX Symposium on Operating Systems Design and Implementation (OSDI’16)*, 265–283.
- Cho, K.; Van Merriënboer, B.; Gulcehre, C.; Bahdanau, D.; Bougares, F.; Schwenk, H.; and Bengio, Y. 2014. Learning phrase representations using RNN encoder-decoder for statistical machine translation. *arXiv preprint arXiv:1406.1078*.
- Chollet, F. 2015. keras. <https://github.com/fchollet/keras>.
- Coelho, J.; Valente, M. T.; Silva, L. L.; and Shihab, E. 2018. Identifying unmaintained projects in github. In *Proceedings of the 12th ACM/IEEE International Symposium on Empirical Software Engineering and Measurement*, 1–10.
- Hochreiter, S.; and Schmidhuber, J. 1997. Long short-term memory. *Neural computation*, 9(8): 1735–1780.
- Horawalavithana, S.; Bhattacharjee, A.; Liu, R.; Choudhury, N.; O. Hall, L.; and Iamnitich, A. 2019. Mentions of security vulnerabilities on reddit, twitter and github. In *IEEE/WIC/ACM International Conference on Web Intelligence*, 200–207.
- Le, T. H. M.; Hin, D.; Croft, R.; and Babar, M. A. 2021. Deepcva: Automated commit-level vulnerability assessment with deep multi-task learning. In *36th IEEE/ACM International Conference on Automated Software Engineering (ASE)*, 717–729. IEEE.
- Li, F.; and Paxson, V. 2017. A large-scale empirical study of security patches. In *ACM SIGSAC Conference on Computer and Communications Security*, 2201–2215.
- Perl, H.; Dechand, S.; Smith, M.; Arp, D.; Yamaguchi, F.; Rieck, K.; Fahl, S.; and Acar, Y. 2015. VCCFinder: Finding potential vulnerabilities in open-source projects to assist code audits. In *22nd ACM SIGSAC Conference on Computer and Communications Security*, 426–437.
- Pickerill, P.; Jungen, H. J.; Ochodek, M.; Maćkowiak, M.; and Staron, M. 2020. PHANTOM: Curating GitHub for engineered software projects using time-series clustering. *Empirical Software Engineering*, 25(4): 2897–2929.
- Sun, M.; Wang, W.; Feng, H.; Sun, H.; and Zhang, Y. 2020. Identify vulnerability fix commits automatically using hierarchical attention network. *EAI Endorsed Transactions on Security and Safety*, 7(23): e2.
- Wang, X.; Wang, S.; Feng, P.; Sun, K.; and Jajodia, S. 2021a. PatchDB: A large-scale security patch dataset. In *51st Annual IEEE/IFIP International Conference on Dependable Systems and Networks (DSN)*, 149–160. IEEE.
- Wang, X.; Wang, S.; Feng, P.; Sun, K.; Jajodia, S.; Benchaaboun, S.; and Geck, F. 2021b. PatchRNN: A Deep Learning-Based System for Security Patch Identification. In *IEEE Military Communications Conference (MILCOM)*, 595–600. IEEE.
- Zhou, Y.; Siow, J. K.; Wang, C.; Liu, S.; and Liu, Y. 2021. SPI: Automated Identification of Security Patches via Commits. *ACM Transactions on Software Engineering and Methodology (TOSEM)*, 31(1): 1–27.