

Deep Reinforcement Learning for Online Error Detection in Cyber-Physical Systems

Seyyedamirhoosein Saeidi¹, Forouzan Fallah², Saeed Samieezafarghandi³, Hamed Farbeh⁴
Department of Computer Engineering, Amirkabir University of Technology (Tehran Polytechnic), Tehran, Iran
¹sahsaeeidi@aut.ac.ir, ²forouzan.fallah@aut.ac.ir, ³saeed.samie.74@aut.ac.ir, ⁴farbeh@aut.ac.ir

Abstract— Reliability is one of the major design criteria in Cyber-Physical Systems (CPS). This is because of the existence of some critical applications in CPSs that their failure is catastrophic. Therefore, employing strong error detection and correction mechanisms in CPSs is inevitable. CPSs are composed of a variety of units including sensors, network, and microcontrollers. Each of these units is probable to be at any time in faulty state and the occurred fault can result in an erroneous output. The error may cause the units of CPS to malfunction and eventually crash. Traditional fault-tolerant approaches include redundancy time, hardware, information, or software. However, these approaches impose significant overheads beside low error coverage, which limits their applicabilities. In addition, the interval between error occurrence and detection is too long in these approaches. In this paper, based on using Deep Reinforcement Learning (DRL), a new error detection approach is proposed that not only provides a high error coverage, but also minimizes the error occurrence to detection interval negligible overhead. The proposed DRL-based approach is capable to learn different types of errors and distinguishes normal data from erroneous data. The evaluations illustrate that the proposed approach is able detect an average of 88,66% of errors undetectable by the existing approaches.

Index Term—Deep reinforcement learning; Cyber-physical system; Online error detection; Fault diagnosis and isolation; Deep Q-network;

I. INTRODUCTION

Cyber-physical systems are emerging research systems in various scientific-engineering fields. These systems have different definitions: E.A.Lee argues, cyber-physical systems can be a combination of computation and Physically process. These cyber-physical systems include computers and embedded networks whose tasks include monitoring and controlling physical processes. Moreover, physical processes affect computation by feedback loops and vice versa[1]. J.F.tle argues, cyber-physical systems as a networked physical equipment system can be controlled and scalable. They are capable of deep integration of computing, communication and control based on environment perception, Through feed back loop, the interactions between computational processing in physical processes are performed. Should be mentioned, interaction deep and integration at real time is achieved to increasing and expanding networks performance, physical monitoring systems and secure physical control, so a general model of cyber-physical systems is provided by definition. Most important components of cyber-physical systems include sensors, networks and computation units[2][3]. Since, these units are single point of failure, If the whole system crashes, it destroyed. Therefore, if there are faults in this section, detection operation should be performed on it. In this regard, we can mention the fault diagnosis and isolation (FDI) solution, we will discuss below about them.

Cyber-physical systems operation is executed with system control in accordance with automatic requirement. System automatic control is fulfilled by control system, but, traditional management principle for such complex systems can lead to inadequate performance and control, and even failure if there are fault in various components of system. There are several ways to diagnose a problem such as FDI. FDI has two general categories: Hardware Redundancy Methods and Analytical Redundancy Methods[4][5]. Analytical redundancy methods due to type of knowledge of their previously required include three categories: (i) Model-based methods, (ii) Knowledge-based, expert systems (iii) Data-Centric methods. At present, model-based and knowledge-based approaches, known as traditional methods, are used in various systems.

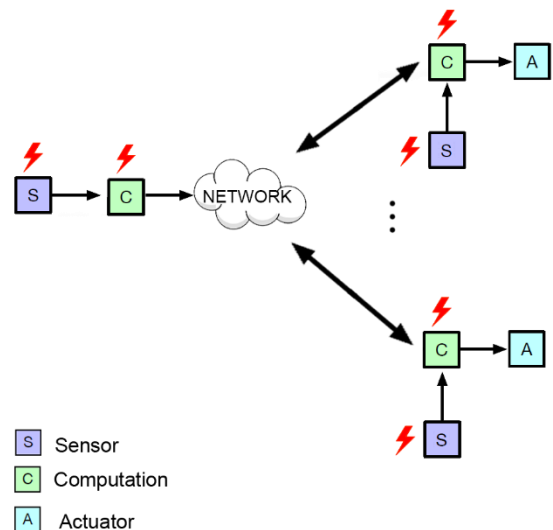


Fig. 1. A general view of cyber-physical system consists of sensor, network and computation unit.

Since, cyber-physical systems are sophisticated systems, ready methods Bayesian networks and complex artificial neural networks are used to investigate and characterize their properties. Due to aforesaid-issues, there are various ways to perform fault detection, but it is important to note that at present, due to large amount of data, artificial intelligence and neural network methods should be used.

Recent studies in this field show, many methods for error detection have been made using deep learning methods[6]. Deep learning is one of machine learning issues, only difference being that it uses multiple layers of processing with nonlinear processing units for feature extraction and prediction operations, as well, it has good flexibility.

On other hand, day-to-day, deep learning methods of error detection [7]–[18] are diverging from traditional methods,

because of their success in increasing data volumes. Learning by deep learning methods requires defining and providing parameters by experts in this field, so modeling a problem requires to create deep learning methods. When the modeling operation is well done, one can expect that the work will be well done, for example, by correctly modeling the error detection to detect errors at an instant or during a time interval. although error detection has been performed using deep learning methods, the important issue is error real time. As well, past operations are merely a general state of the cyber-physical systems that cannot be present simultaneously or within a short period of time created by main parts of cyber-physical systems.

In this paper, we attempt to perform error detection operations based on real time error issue and due to principle that errors can occur from all three major parts of cyber-physical systems at any time interval. For this purpose, we place a detection unit after each of sensor, network, computation units that can detect these errors at moment. Therefore, to achieve aim of this study, we use Deep Q Network (DQN), a special case of Q learning approach. This approach not only has low delay, high coverage and low redundancy but also in this approach, we can design a real time model to decide on what type of error the data is located in order to make a reasonable and reasonable response to the type of error. In this approach, an environment is first designed to interact with an Agent. The purpose is for the Agent to perform error detection operations in this environment. Any error detection action by the Agent causes the Agent to switch to next state. The next state determination in this method is made using deep neural networks. Finally, the Agent learns many errors after interacting with the environment and can detect them to a large extent.

The evaluated proposed approach correctly estimated 80% of the errors caused by transient faults, 86% of errors caused by intermittent faults and 100% of permanent faults when the cps lacked the error detection unit. These errors are among the errors that the traditional fault-tolerant approaches cannot detect, and with the DRL-based approach, we were able to detect 86% of the errors online.

The paper is organized as follows. In section II of this article firstly, the types of errors caused by different faults are examined. Then reviews the work done in past on FDI and error detection using deep reinforcement learning method. In section III, describes our proposed method for error detection using DQN. In section IV, the proposed approach is compared with traditional fault tolerant methods. In Section V, the results obtained from the proposed method are evaluated. Finally, the conclusion and future work will be stated in VI section.

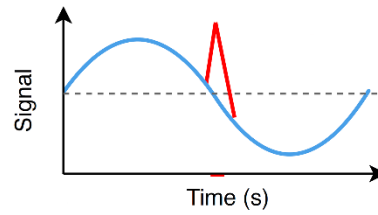
II. BACKGROUND AND RELATED WORK

A. Type of Error in Cyber-Physical Systems

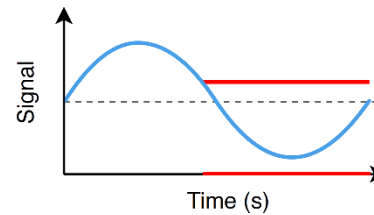
Since, there is a possibility of error in any system, so it happens to cyber-physical systems. The important point here is that errors are caused by faults that have not been identified and have become errors. This study discusses types of faults and their errors in general over time. After discussing them, we will detect errors caused by these faults[19][20][21][22]. The faults are categorized into three categories.

- Error Caused by Permanent Fault

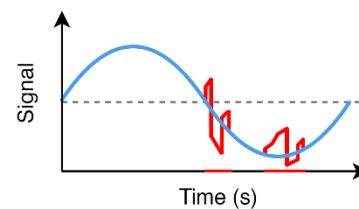
The first category is permanent faults, if these faults are not detected, they can have devastating effects. Error in these types of faults will be destroyed until there is a mechanism to resolve them and continue permanently[19].



(a) Errors caused by Transient Fault



(b) Errors caused by Permanent Fault



(c) Errors caused by Intermittent Fault

- Error Caused by Transient Fault

Fig. 2. Type of error in cyber-physical system unit. These errors due different faults occur [17].

Second category consists of transient faults, occurring in a moment and leading to an error if not detected. The error caused by these faults is a sudden change in a moment, will not persist, and will disappear after they occur[19].

- Error Caused by Intermittent Fault

Third category is repeating faults, these faults are not necessarily detectable at different times and occur repeatedly. If these faults are not detected, as in previous batches, they will cause an error. Therefore, these errors appear as intermittent and recurring changes in output[19].

These faults in cyber-physical systems may also occur over time interval. Therefore, a system has to detect it, recent studies shows it is not possible for all transient errors to occur within a single time interval, modeling cyber-physical systems as a whole. By careful study of cyber-physical systems we'll find out for spike and bit flip errors over time interval. Therefore, these errors cannot be categorized using error detection system.

B. Fault Diagnosis and Isolation

According to above-mentioned, FDI [3]consists of two main categories. Hardware Redundancy and Analytical Redundancy[4][5]. Analytical Redundancy methods are categorized into three categories: (i) Model-based methods, (ii) Knowledge-based expert systems, (iii) Data-Centric methods (Data classification-based). In first category, in

order to modeling a system, we need to have a deep understanding of mathematical concepts so that identify precise mathematical models, means models such as Luenberger Observers and kalman filter. In second category, most researchers use knowledge-based expert systems to modeling. In third category, statistical methods, Bayesian belief networks and artificial neural networks are used as data classification-based methods for modeling. The work process in third category is as follows: In this step, the model is trained on time series data or received data online over a period of time to learn system performance and normal data state. There are some problems in modeling with this method, learning operation may be incomplete and model may not correctly detect system performance. An example, the model that has been used by this method is use of neural network for bit flip error detection and its effect on runtime. In present study, we have tried to detect runtime error in cyber-physical systems signals. Although momentary data can have different properties, its value at moment determines whether the input data is faulty.

C. Online Error Detection Using Deep Reinforcement Learning

For further explanation, in case of Deep Reinforcement Learning issues an observer is rewarded by an agent for action, but the reward can to be positive or negative. After receiving reward Agent becomes from state t to state $t + 1$. All states are stored in a memory, in fact, they are the same attributes of our data. So the Agent, with reward it receives

for his actions, over time realizes the error and detects it in moment. As well, one way to solve these problems is Q Learning, which uses a Quality function that is computed in terms of action, state & agent at time t . The calculation of this function depends on solving Bellman optimality equation, which is explained in full in Part IV. Over time as state changes, the agent will update this Q function to finally complete states and steps of algorithm. If deep neural networks are used to predict value of Q function in Q Learning, our method is a special case of Q Learning called Deep Q Network, which will be input of these deep states neural network.

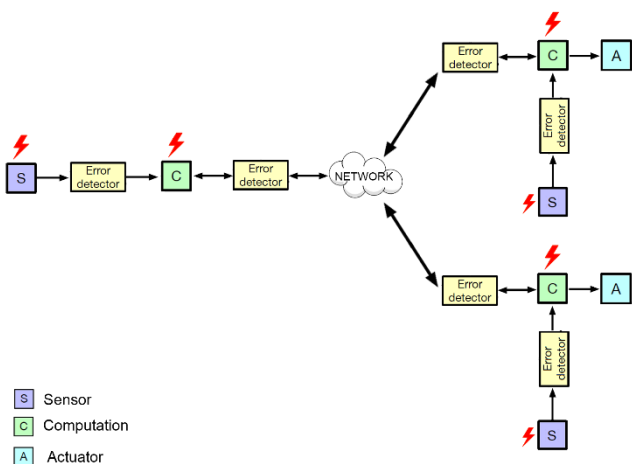


Fig. 4. We idea for detect error in cyber-physical system. Any error can occur in any time, so we put a detection error unit before sensor, computation and network unit[17].

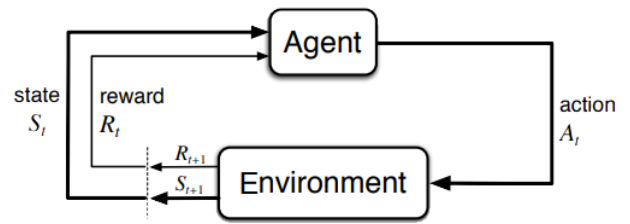


Fig. 3. The agent=environment interaction in a Markov Decision Process (MDP) for this problem[28].

III. PROBLEM DEFINITION AND MOTIVATION

In present study, we first draw general state of cyber-physical systems. To show its performance for error detection, we draw a real cyber-physical system, in this case we consider a car cyber-physical system[23].

They first measure speed of car using speedometer sensors in front of car. These data are then computed in a computation unit. The result of operation is connected to motor computing unit via a communication network. This computation unit also receives data from motor in addition to input data through temperature sensor. The computation results in computation unit are connected to actuator unit[23].

As well, computation results are also connected to computation unit called Direct Brake Computing Unit. After drawing desired cyber-physical systems, we detect these errors in different units, so an error detection unit must be assigned after each sensor, network, computation unit. The mechanism used in error detection for each of these units will be described below. Now we define an error detection unit, whenever an error occurs, this unit will detect it[23]. The method works in reverse, this unit receives data due to the shape and detects the error through DQN. The data used in this study are synthetic data. These data are classified into three categories: (i) sensor output data, (ii) computation unit output data, (iii) network output data Each category has about 40,000 data used for training. Reinforcement learning explains, although an agent interacts with environment, that agent enters different states by performing different actions, indicating whether or not the

agent is correct. Due to this action, a reward can be awarded, either positive or negative. The agent should get maximum reward per episode, so we reinforce agent to perform well, this state is called strategy or policy. The important thing about cyber-physical systems is that the error detection system is real time. In this study, a general framework for sequential and instantaneous error detection using RL is proposed. The aim of this error detection system is to determine essential performance of decision-making agent. Error detection means automatically detecting unexpected or anomalous phenomena altered in large amounts of normal data. Diagnosis of anomalies is a challenging issue, largely due to a lack of knowledge of such anomalies for a assumed system. Often there may be no examples of error, in this step this can be learned and detected this error using distinct features[23].

Many studies have been performed on error detection using RL. So we will do error detection using RL in cyber-physical systems field. Moreover, the error detection system is designed to find patterns in a dataset that do not conform to expected normal behavior. In this regard, one can classify

problems of anomaly detection. Online learning systems should be used for error detection in cyber-physical system systems at any moment. In these systems, a network is continuously trained with feedback from environment to better detect errors. This method is useful for high-precision systems[23].

A. Markov Decision Process

In environments that are defined, Reinforcement learning for each state reflects outcome of its previous state. Since it is impossible to store all states, we assume each state follows Markov's property, meaning that each state depends only on previous state and its transition from state to current state[24]. Now for further review, we are drawing markov decision process. In Markov model, 5 important elements are defined[23].

- State at time: s_t
- Action in states: a_t
- The probability of transition from state s to state $s + 1$ is as follows:
an action $P(s_{t+1} | s_t, a_t)$
- Discount factor for future Reward (γ)
- Reward Functions a_t

The aim of markov decision process. is to achieve desired result with an optimal policy. (What to do in each state). This means that in long run, maximum refunds (cumulative rewards) can be obtained. This policy is represented by

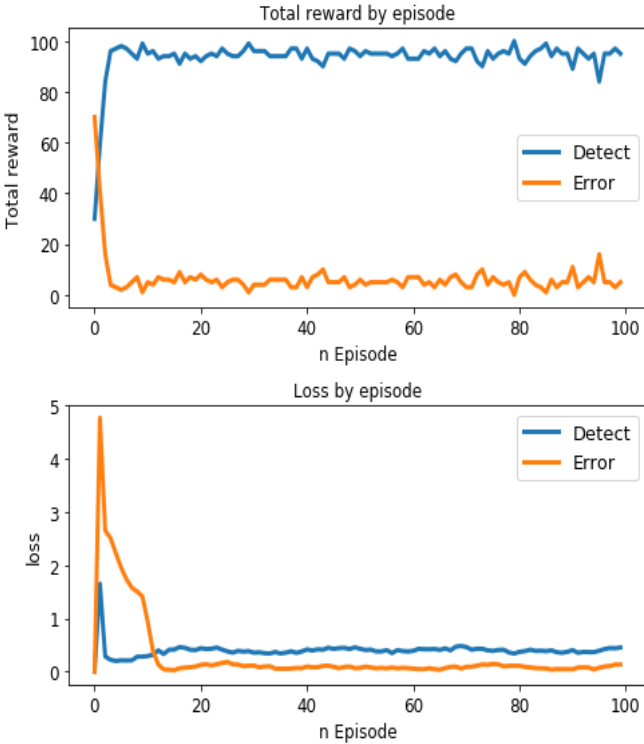


Fig. 5. Total reward two agent in training step. One agent detect error and other agent add error. It can be see the designed model is properly rewarded. Also loss by episode show the error rate for prediction in model.

symbol π^* . Q-learning method is one of well-known approaches to solving markov decision process. problems. In this regard, we define a quality function with symbol $Q(s, a)$ that gives an estimate of maximum total reward or

refund where the agent can obtain total reward or refund starting with state s and performing action a .

$Q(s, a)$ for all states is obtained by solving Bellman optimality equation. Which represents maximum long-term reward received from starting states and doing action a . Moreover, the current reward plus maximum of long-term total rewards can be obtained by subtracting from next state-weight. Almost, the Bellman optimality equation is used in reinforcement learning formulas. As well, it can be shown that by starting from random initial conditions by repeatedly iterating above equation, it converts $Q(s, a)$ to an optimal quality function or $Q^*(s, a)$, then, in it the policy will optimized[23].

$$\bullet \pi^*(s) = \operatorname{argmax}_a Q^*(s, a)$$

The derivative form of Bellman optimality equation is used in implementation when it is used, this is an iterative algorithm for updating. In this equation, when there is atransition from state s to state s' on the agent, the Q values in Bellman optimality equation appears[23].

$$\bullet Q(s, a) = (1 - \alpha) + \alpha(r + \gamma \max_{a'} Q(s', a'))$$

Here's α is a parameter to indicate learning.

Algorithm : deep Q-learning with experience replay[25]

1. Initialize replay memory D to capacity N
2. Initialize action- value function Q with random weights θ
3. Initialize target action-value function Q' with weights $\theta^- = \theta$
4. **For episode = 1, M do**
5. Initialize sequence $s_1 = \{x_1\}$ and preprocess sequence $\phi_1 = \phi(s_1)$
6. **For t = 1, T do**
7. With a probability ϵ select a random action α_t
8. Otherwise select $\alpha_t = \operatorname{argmax}_a Q(Q(s_t), \alpha; \theta)$
9. Execute action α_t in emulator and observe reward r_t and data x_{t+1}
10. Set $s_{t+1} = s_t, \alpha_t, x_{t+1}$ and preprocess $\phi_{t+1} = \phi(s_{t+1})$
11. Store transition $(\phi_t, \alpha_t, r_t, \phi_{t+1})$ in D
12. Sample random minibatch of transitions $(\phi_j, \alpha_j, r_j, \phi_{j+1})$ from D
13. set $y_j = \begin{cases} r_j & \text{if episode terminates at step } j + 1 \\ r_j + \gamma \max_{\alpha'} Q'(\phi_{j+1}, \alpha'; \theta^-) & \text{otherwise} \end{cases}$
14. Perform a gradient descent step on $(y_j - Q(\phi_j, \alpha_j; \theta))^2$ with respect to the network θ
15. Every C steps reset $Q' = Q$
16. **End For**
17. **End For**

B. Neural Network Function Definition

When states are discrete and number of states are few, it is easy to use above equation to find optimal values of $Q(s, a)$ and optimal policy $\pi^*(s)$. However, in many practical cases, there are many states for which stated approaches are not possible. In this regard, Q values can be approximated using a Deep Neural Network with a controllable number of parameters to avoid unused splits, conceptually described in shape-below. Here, has been showed, input to DNN, the states, and Q -value output for each action. Should be mentioned, the difference between values predicted by DNN and values Q -target given by Bellman equation is due to error predicted by DNN, which is calculated below[23]:

$$\bullet L = \frac{1}{2} [r + \gamma \max_{a'} Q(s', a') - Q(s, a)]^2$$

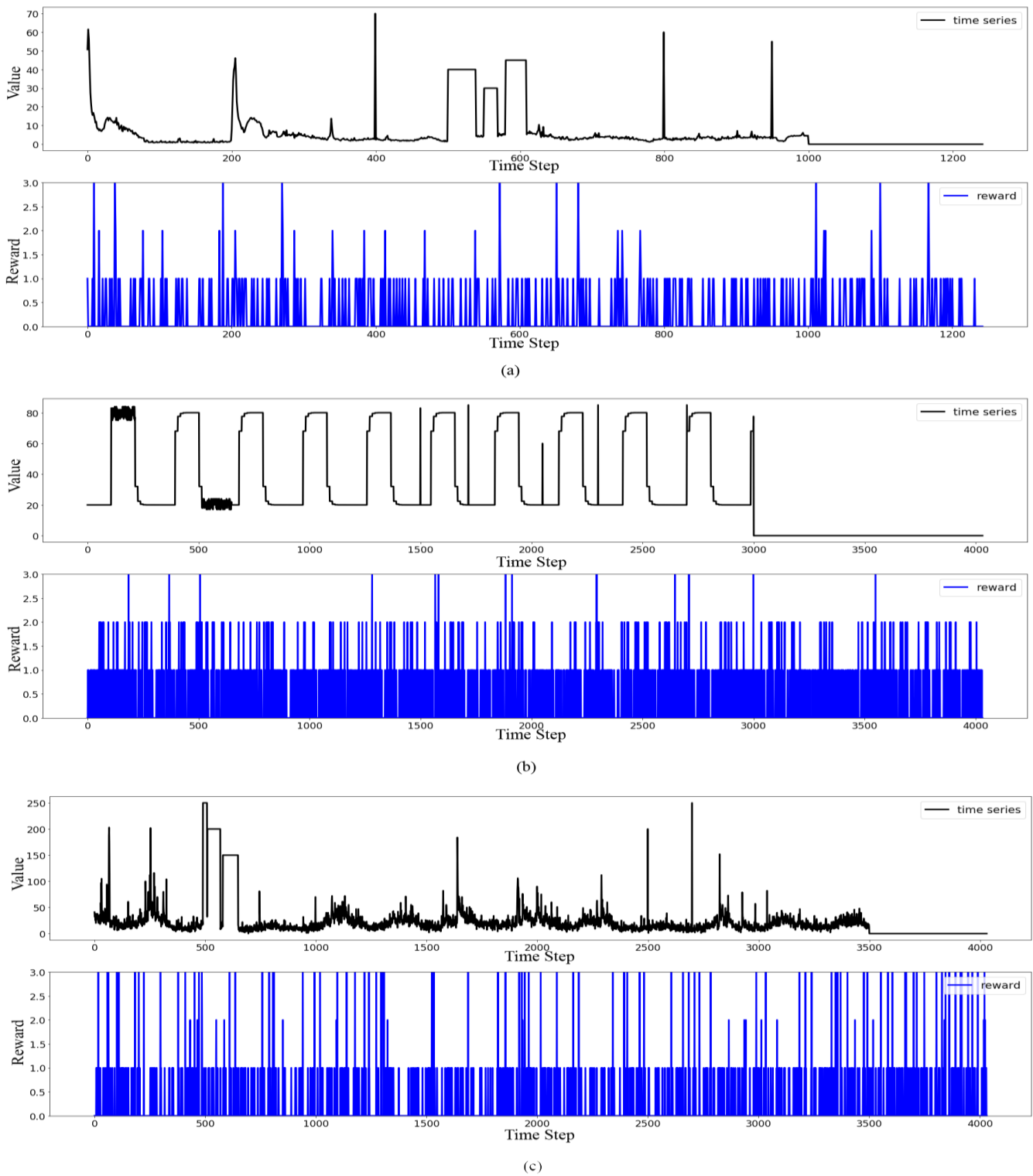


Fig. 6. We show award received by agent detector error in different dataset and see in any part model to location of error the more reward to agent. This shows that model knows any errors and detect that. (a) The output with error snesor unit and reward model to in amounts snd detect error by more reward. (b) The output with error computation unit and reward model to in amounts snd detect error by more reward. (c) The output with error network and reward model to in amounts snd detect error by more reward.

When DNN is trained by agent iterating with environment after sufficient episodes, it can be used to select the best performance for a certain state and obtain maximum rewards over long time[23].

Steps of training artificial neural networks (ANN) by Backpropagation Algorithm[23]:

1. First step of training is initialization of $Q(s, a)$ and start from a random state s .
2. Do a forward pass of state s through the ANN and calculate Q -values for all action.
3. Running ϵ -greedy policy to select an action for current state s .

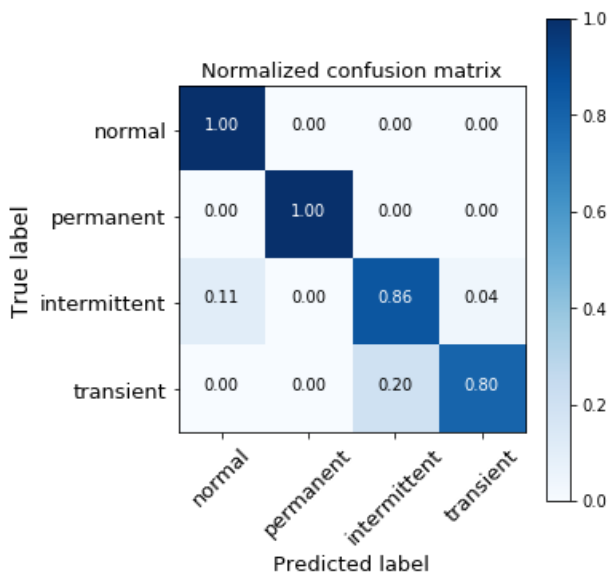


Fig. 7. This confusion matrix shows the result prediction a dataset and that per row confluence with same column name show properly prediction rate.

Selection Method: An action with a low probability of ϵ is selected, otherwise the action with highest Q-value for state s is selected.

4. Obtaining next s' state that got by selecting an action in step 3. As well, it is obtained through ANN and computing maximum overall network outputs and $\max Q(s', a')$.
5. Adjusting Q-value target for output node proportional to an action until the obtained-value to be equal to $r + \gamma \max_a Q(s', a')$.

Moreover, the Q-value target holds for all other nodes, as got in step 2 by ANN.

6. Updating weights by backpropagation algorithm
7. Repeating steps 2 to 6 until the artificial neural network is fully trained.

IV. DISCUSSION

Should be mentioned, Fault to Learnt (FT) is one of methods proposed by Mike. Result of comparing this method with traditional FT methods shows that proposed Redundancy method does not include traditional FT methods. Important issue is that this method can perform well when used in combination with traditional FT method. To better understand this issue, while using FT methods, we expect the system to be able to perform its functions properly if there are faults, meaning that this system will perform properly. Having proper system performance means that the errors caused by Faults are properly detected and corrected. Mostly, traditional FT methods are not able to correctly detect these errors, and errors occur over time in various parts of system, affecting other units, which in most cases lead to system failure. Moreover, this event exists in CPSs systems, for example, if errors in Sensor unit result in correct data value being converted to incorrect data, then the incorrect data is transferred to Computation Unit & leads to miscalculation in this unit. These miscalculations can be transmitted to other units through Network, and as this error continues, it spreads hierarchically to other units, eventually leading to system failure. Therefore, the method presented in this paper by us detects those errors that have been detected by traditional

fault tolerant methods, in which detecting these errors results in a correct response to the error

V. EVALUATION

To create and introduce desired model, we first classify our data into two categories: Train and Test, and input data is normally modeled. After normalizing input data, we place them in a test environment containing an ANN. As well, we consider 2 agents in this environment, one error generator and error detection. In proposed model, the policy is assumed to be ϵ -greedy and Huber loss function[26][27] is assumed to predict error. In desired test environment, iteration in epoch = 100, total epoch = 100. In proposed model, the error detection agent uses ANN Hidden 3-Layers in 100-size to predict Q-Valve, as well, error generator agent using the ANN Hidden 1-Layer in 100-size. The results show, the learning rate for both agents is 0.2. After end of training phase, the results explain, the model well recognizes error generator agent because the reward given to this Agent is low. On other hand, error detection agent detects the error well and receives a good reward for its performance.

(see Fig. 5), illustrates that the error detection agent increases sum of rewards it receives per episode, in this state, model correctly rewards the agent. As reward rate of error generator agent in each episode declined steadily, therefore can be said; this model was able to detect errors well. The accuracy level in Train and test dataset are 99.78 and 98.68, respectively. Now we use this model for moment error detection, we will see that the generated error detection unit detects the error. Use of matrix confusion in proposed model shows what is contribution of detecting each error separately. The results explain, the errors due to permanent faults and normal data are 100 percent detected, as well as errors caused by transient faults and intermittent faults with values of 80 and 86 percent, respectively. Therefore, different errors in moment that project was aimed at were successfully identified. Moreover, results of error detection at moment can be seen in (see Fig. 7), since this model is familiar with a variety of errors in training phase, there are questions: How does this model detect error at moment, and If it is correctly detected, the agent will give it a positive reward.

VI. CONCLUSION

In present study, faults are classified into three categories due to faults. (i) permanent, (ii) transient, (iii) intermittent. In this model, using Deep Q network problem solving method called Deep Q network, we were able to detect errors in moment. To continue the process, we considered two agents in an interactive environment, one agent generating an error and other agent detecting an error. Due to scoring criterion to these agents and their changing status, we were able to design a model that could detect the error at moment. In this proposed method we used synthetic data, in future, we will evaluate it further in more sophisticated cps systems, and in addition to error detection, we will correct the error. Currently, due to the complexity and importance of cyber-physical system, these errors need to be recognized and even corrected, combining LSTM, single step precision, and DQN can correct these errors.

REFERENCE

- [1] S. History, "Cyber-Physical Systems," pp. 1–8, 2018.
- [2] F. Y. Chemashkin and A. A. Zhilenkov, "Fault tolerance control in cyber-physical systems," *Proceedings of the 2019 IEEE Conference of Russian Young Researchers in Electrical and*

- Electronic Engineering, ElConRus 2019*, pp. 1169–1171, 2019, doi: 10.1109/ElConRus.2019.8656639.
- [3] R. Isermann, *Fault-Diagnosis Systems*. Berlin, Heidelberg: Springer Berlin Heidelberg, 2006.
- [4] K. Ni *et al.*, “Sensor network data fault types,” *ACM Transactions on Sensor Networks*, vol. 5, no. 3, pp. 1–29, 2009, doi: 10.1145/1525856.1525863.
- [5] G. Betta and A. Pietrosanto, “Instrument fault detection and isolation: State of the art and new research trends,” *IEEE Transactions on Instrumentation and Measurement*, vol. 49, no. 1, pp. 100–107, 2000, doi: 10.1109/19.836318.
- [6] H. K. Peng and R. Marculescu, “Multi-scale compositionality: Identifying the compositional structures of Social dynamics using deep learning,” *PLoS ONE*, vol. 10, no. 4, pp. 1–28, 2015, doi: 10.1371/journal.pone.0118309.
- [7] T. Fösel, P. Tighineanu, T. Weiss, and F. Marquardt, “Reinforcement Learning with Neural Networks for Quantum Feedback,” *Physical Review X*, vol. 8, no. 3, p. 31084, 2018, doi: 10.1103/PhysRevX.8.031084.
- [8] H. Lu, Y. Li, S. Mu, D. Wang, H. Kim, and S. Serikawa, “Motor anomaly detection for unmanned aerial vehicles using reinforcement learning,” *IEEE Internet of Things Journal*, vol. 5, no. 4, pp. 2315–2322, 2018, doi: 10.1109/JIOT.2017.2737479.
- [9] C. Huang, Y. Wu, Y. Zuo, K. Pei, and G. Min, “Towards experienced anomaly detector through reinforcement learning,” *32nd AAAI Conference on Artificial Intelligence, AAAI 2018*, pp. 8087–8088, 2018.
- [10] J. Rafati and D. C. Noelle, “Learning Representations in Model-Free Hierarchical Reinforcement Learning,” *Proceedings of the AAAI Conference on Artificial Intelligence*, vol. 33, pp. 10009–10010, 2019, doi: 10.1609/aaai.v33i01.330110009.
- [11] M. H. Oh and G. Iyengar, “Sequential anomaly detection using inverse reinforcement learning,” *Proceedings of the ACM SIGKDD International Conference on Knowledge Discovery and Data Mining*, pp. 1480–1490, 2019, doi: 10.1145/3292500.3330932.
- [12] F. De La Bourdonnaye, C. Teuliere, T. Chateau, and J. Triesch, “Learning of binocular fixations using anomaly detection with deep reinforcement learning,” *Proceedings of the International Joint Conference on Neural Networks*, vol. 2017-May, pp. 760–767, 2017, doi: 10.1109/IJCNN.2017.7965928.
- [13] R. Chalapathy and S. Chawla, “Deep Learning for Anomaly Detection: A Survey,” pp. 1–50, 2019.
- [14] S. Shamsirband, N. B. Anuar, M. L. M. Kiah, and S. Misra, “Anomaly detection using fuzzy Q-learning algorithm,” *Acta Polytechnica Hungarica*, vol. 11, no. 8, pp. 5–28, 2014.
- [15] M. Mahmud, M. S. Kaiser, A. Hussain, and S. Vassanelli, “Applications of Deep Learning and Reinforcement Learning to Biological Data,” *IEEE Transactions on Neural Networks and Learning Systems*, vol. 29, no. 6, pp. 2063–2079, 2018, doi: 10.1109/TNNLS.2018.2790388.
- [16] K. Ding, S. Ding, A. Morozov, T. Fabarisov, and K. Janschek, “On-Line Error Detection and Mitigation for Time-Series Data of Cyber-Physical Systems using Deep Learning Based Methods,” pp. 7–14, 2019, doi: 10.1109/edcc.2019.00015.
- [17] M. N. Kurt, O. Ogundijo, C. Li, and X. Wang, “Online Cyber-Attack Detection in Smart Grid: A Reinforcement Learning Approach,” *IEEE Transactions on Smart Grid*, vol. PP, no. c, p. 1, 2018, doi: 10.1109/TSG.2018.2878570.
- [18] L. S. R. Sampaio, P. H. A. Faustini, A. S. Silva, L. Z. Granville, and A. Schaeffer-Filho, “Using NFV and Reinforcement Learning for Anomalies Detection and Mitigation in SDN,” *Proceedings - IEEE Symposium on Computers and Communications*, vol. 2018-June, pp. 432–437, 2018, doi: 10.1109/ISCC.2018.8538614.
- [19] B. Liu, “An Efficient Approach for Diagnosability and Diagnosis of DES Based on Labeled Petri Nets - Untimed and Timed Contexts,” no. April 2014, p. 69, 2014.
- [20] J. Park, R. Ivanov, J. Weimer, M. Pajic, S. H. Son, and I. Lee, “Security of Cyber-Physical Systems in the Presence of Transient Sensor Faults,” *ACM Transactions on Cyber-Physical Systems*, vol. 1, no. 3, pp. 1–23, 2017, doi: 10.1145/3064809.
- [21] P. Jagtap, F. Abdi, M. Rungger, M. Zamani, and M. Caccamo, “Software Fault Tolerance for Cyber-Physical Systems via Full System Restart,” pp. 1–17, 2018.
- [22] T. A. Nguyen, D. Bucur, M. Aiello, and K. Tei, “Applying time series analysis and neighbourhood voting in a decentralised approach for fault detection and classification in WSNs,” *ACM International Conference Proceeding Series*, no. June 2015, pp. 234–241, 2013, doi: 10.1145/2542050.2542080.
- [23] “Anomaly Detection through Reinforcement Learning | Zighra.” [Online]. Available: zighra.com/blogs/anomaly-detection-through-reinforcement-learning/.
- [24] M. Kearns and D. Koller, “Efficient reinforcement learning in factored MDPs,” *IJCAI International Joint Conference on Artificial Intelligence*, vol. 2, no. August, pp. 740–747, 1999.
- [25] X. Gao, “Deep reinforcement learning for time series: playing idealized trading games,” pp. 1–8, 2018.
- [26] A. Yu, “Deep Reinforcement Learning for Simulated Autonomous Vehicle Control,” *Course Project Reports*, pp. 1–7, 2016, doi: 10.1016/0141-1136(95)00078-X.
- [27] K. Li and J. W. Burdick, “Meta Inverse Reinforcement Learning via Maximum Reward Sharing for Human Motion Analysis,” 2017.
- [28] A. Singh, “Reinforcement Learning : Markov-Decision Process.” [Online]. Available: <https://towardsdatascience.com/introduction-to-reinforcement-learning-markov-decision-process-44c533ebf8da>.